





## APPENDIX F: SAR TEST SETUP PHOTOGRAPHS



<b>FCC ID</b> A3LGTI9505		<b>SAR EVALUATION REPORT</b>		<b>Reviewed by:</b> Quality Manager
<b>Test Dates:</b> 02/01/13 - 02/13/13	<b>DUT Type:</b> Portable Handset			<b>APPENDIX F:</b> Page 1 of 7




**SAR Test Setup Photo 1 – Right Cheek**




**SAR Test Setup Photo 2 – Right Tilt**



<b>FCC ID</b> A3LGTI9505	 <b>PCTEST</b> ENGINEERING LABORATORY, INC.	<b>SAR EVALUATION REPORT</b>		<b>Reviewed by:</b> Quality Manager
<b>Test Dates:</b> 02/01/13 - 02/13/13	<b>DUT Type:</b> Portable Handset			<b>APPENDIX F:</b> Page 2 of 7



**SAR Test Setup Photo 3 – Left Cheek**




**SAR Test Setup Photo 4 – Left Tilt**

<b>FCC ID</b> A3LGTI9505	 <b>PCTEST</b> ENGINEERING LABORATORY, INC.	<b>SAR EVALUATION REPORT</b>		<b>Reviewed by:</b> Quality Manager
<b>Test Dates:</b> 02/01/13 - 02/13/13	<b>DUT Type:</b> Portable Handset			<b>APPENDIX F:</b> Page 3 of 7







**SAR Test Setup Photo 5 – Back Side at 10 mm**



**SAR Test Setup Photo 6 – Front Side at 10 mm**

<b>FCC ID</b> A3LGTI9505	 <b>PCTEST</b> ENGINEERING LABORATORY, INC.	<b>SAR EVALUATION REPORT</b>		<b>Reviewed by:</b> Quality Manager
<b>Test Dates:</b> 02/01/13 - 02/13/13	<b>DUT Type:</b> Portable Handset			<b>APPENDIX F:</b> Page 4 of 7