




# APPENDIX F: SAR TEST SETUP PHOTOGRAPHS



FCC ID A3LGTI9300IN	 <b>PCTEST</b> <small>ENGINEERING LABORATORY, INC.</small>	SAR EVALUATION REPORT	 Reviewed by: Quality Manager
Test Dates: 11/11/13 - 11/13/13; 01/08/14 - 01/13/14	DUT Type: Portable Handset	APPENDIX F: Page 1 of 6	




**SAR Test Setup Photo 1—Right Cheek**




**SAR Test Setup Photo 2—Right Tilt**



FCC ID A3LGTI9300IN		SAR EVALUATION REPORT		Reviewed by: Quality Manager
Test Dates: 11/11/13 - 11/13/13; 01/08/14 - 01/13/14	DUT Type: Portable Handset			APPENDIX F: Page 2 of 6



**SAR Test Setup Photo 3—Left Cheek**



**SAR Test Setup Photo 4—Left Tilt**



FCC ID A3LGTI9300IN		SAR EVALUATION REPORT		Reviewed by: Quality Manager
Test Dates: 11/11/13 - 11/13/13; 01/08/14 - 01/13/14	DUT Type: Portable Handset			APPENDIX F: Page 3 of 6



**SAR Test Setup Photo 5—Back Side at 1.0 cm**



**SAR Test Setup Photo 6—Front Side at 1.0 cm**



FCC ID A3LGTI9300IN		SAR EVALUATION REPORT		Reviewed by: Quality Manager
Test Dates: 11/11/13 - 11/13/13; 01/08/14 - 01/13/14	DUT Type: Portable Handset			APPENDIX F: Page 4 of 6




**SAR Test Setup Photo 7—Bottom Edge at 1.0 cm**

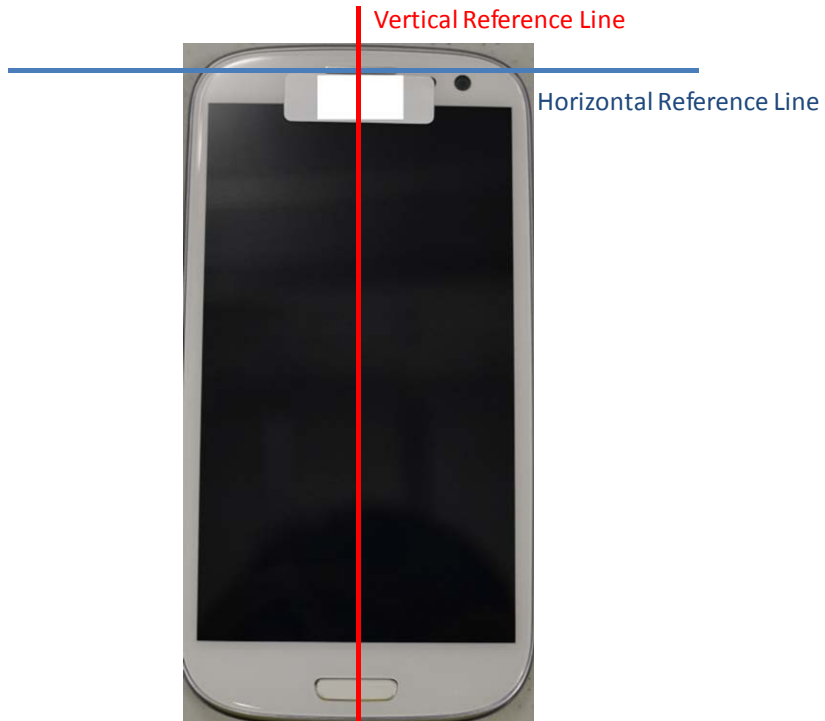


**SAR Test Setup Photo 8—Right Edge at 1.0 cm**



FCC ID A3LGTI9300IN		SAR EVALUATION REPORT		Reviewed by: Quality Manager
Test Dates: 11/11/13 - 11/13/13; 01/08/14 - 01/13/14	DUT Type: Portable Handset			APPENDIX F: Page 5 of 6



**SAR Test Setup Photo 9—Left Edge at 1.0 cm**



**SAR Test Setup Photo 10—Horizontal and Vertical Reference Lines**

<b>FCC ID</b> A3LGTI9300IN		<b>SAR EVALUATION REPORT</b>		<b>Reviewed by:</b> Quality Manager
<b>Test Dates:</b> 11/11/13 - 11/13/13; 01/08/14 - 01/13/14	<b>DUT Type:</b> Portable Handset	<b>APPENDIX F:</b> Page 6 of 6		