



APPENDIX D: SAR TEST SETUP PHOTOGRAPHS



FCC ID: A3LGT19300A		SAR EVALUATION REPORT		Reviewed by: Quality Manager
Test Dates: 04/18/12 - 04/19/12	EUT Type: Portable Handset			Page D1 of D4



SAR Test Setup Photo 1 – Right Touch




SAR Test Setup Photo 2 – Right Tilt



FCC ID: A3LGT19300A		SAR EVALUATION REPORT		Reviewed by: Quality Manager
Test Dates: 04/18/12 - 04/19/12	EUT Type: Portable Handset			Page D2 of D4



SAR Test Setup Photo 3 – Left Touch





SAR Test Setup Photo 4 – Left Tilt

FCC ID: A3LGT19300A		SAR EVALUATION REPORT		Reviewed by: Quality Manager
Test Dates: 04/18/12 - 04/19/12	EUT Type: Portable Handset			Page D3 of D4



SAR Test Setup Photo 5 – Back Side Body-worn at 1.0 cm

Note: Headset Cable is connected to the device during body-worn SAR assessment, as seen above.

FCC ID: A3LGT19300A		SAR EVALUATION REPORT		Reviewed by: Quality Manager
Test Dates: 04/18/12 - 04/19/12	EUT Type: Portable Handset			Page D4 of D4