


# APPENDIX D: SAR TEST SETUP PHOTOGRAPHS

<b>FCC ID:</b> A3LGT19250T	 <b>PCTEST</b> ENGINEERING LABORATORY, INC.	<b>SAR COMPLIANCE REPORT</b>		<b>Reviewed by:</b> Quality Manager
<b>Test Dates:</b> 11/11/11 - 11/15/11	<b>EUT Type:</b> Portable Handset	Page 43 of 48		




**SAR Test Setup Photo 1: Right Touch**



**SAR Test Setup Photo 2: Right Tilt**

<b>FCC ID:</b> A3LGT19250T		<b>SAR COMPLIANCE REPORT</b>		<b>Reviewed by:</b> Quality Manager
<b>Test Dates:</b> 11/11/11 - 11/15/11	<b>EUT Type:</b> Portable Handset			Page 44 of 48




**SAR Test Setup Photo 3: Left Touch**




**SAR Test Setup Photo 4: Left Tilt**


<b>FCC ID:</b> A3LGT19250T	 <small>ENGINEERING LABORATORY, INC.</small>	<b>SAR COMPLIANCE REPORT</b>		<b>Reviewed by:</b> Quality Manager
<b>Test Dates:</b> 11/11/11 - 11/15/11	<b>EUT Type:</b> Portable Handset			Page 45 of 48



SAR Test Setup Photo 5: Back at 1.0 cm



SAR Test Setup Photo 6: Front at 1.0 cm


<b>FCC ID:</b> A3LGT19250T		<b>SAR COMPLIANCE REPORT</b>		<b>Reviewed by:</b> Quality Manager
<b>Test Dates:</b> 11/11/11 - 11/15/11	<b>EUT Type:</b> Portable Handset			Page 46 of 48




**SAR Test Setup Photo 7: Bottom at 1.0 cm**




**SAR Test Setup Photo 8: Left at 1.0 cm**

<b>FCC ID:</b> A3LGT19250T		<b>SAR COMPLIANCE REPORT</b>		<b>Reviewed by:</b> Quality Manager
<b>Test Dates:</b> 11/11/11 - 11/15/11	<b>EUT Type:</b> Portable Handset			Page 47 of 48



**SAR Test Setup Photo 9: Body-Worn at 1.0 cm**

**Note:** Headset Cable is connected to the device during body-worn SAR assessment, as seen above.

<b>FCC ID:</b> A3LGT19250T	 <b>PCTEST</b> ENGINEERING LABORATORY, INC.	<b>SAR COMPLIANCE REPORT</b>		<b>Reviewed by:</b> Quality Manager
<b>Test Dates:</b> 11/11/11 - 11/15/11	<b>EUT Type:</b> Portable Handset	Page 48 of 48		