

APPENDIX D: SAR TEST SETUP PHOTOGRAPHS

| | | | | |
|---|---|------------------------------|---|--|
| FCC ID: A3LGT19250 |  | SAR COMPLIANCE REPORT |  | Reviewed by: Quality Manager |
| Test Dates: 09/13/11 - 09/29/11 | EUT Type: Portable Handset | | | Page i of vi |



SAR Test Setup Photo 1: Right Touch




SAR Test Setup Photo 2: Right Tilt

| | | | | |
|---|---|------------------------------|---|--|
| FCC ID: A3LGT19250 |  | SAR COMPLIANCE REPORT |  | Reviewed by: Quality Manager |
| Test Dates: 09/13/11 - 09/29/11 | EUT Type: Portable Handset | | | Page ii of vi |



SAR Test Setup Photo 3: Left Touch



SAR Test Setup Photo 4: Left Tilt

| | | | | |
|---|---|------------------------------|---|--|
| FCC ID: A3LGT19250 |  | SAR COMPLIANCE REPORT |  | Reviewed by: Quality Manager |
| Test Dates: 09/13/11 - 09/29/11 | EUT Type: Portable Handset | | | Page iii of vi |



SAR Test Setup Photo 5: Back at 1.0 cm



SAR Test Setup Photo 6: Front at 1.0 cm


| | | | | |
|---|---|------------------------------|---|--|
| FCC ID: A3LGT19250 |  | SAR COMPLIANCE REPORT |  | Reviewed by: Quality Manager |
| Test Dates: 09/13/11 - 09/29/11 | EUT Type: Portable Handset | | | Page iv of vi |



SAR Test Setup Photo 7: Bottom at 1.0 cm




SAR Test Setup Photo 8: Right at 1.0 cm

| | | | | |
|---|---|------------------------------|---|--|
| FCC ID: A3LGT19250 |  | SAR COMPLIANCE REPORT |  | Reviewed by: Quality Manager |
| Test Dates: 09/13/11 - 09/29/11 | EUT Type: Portable Handset | | | Page v of vi |



SAR Test Setup Photo 9: Left at 1.0 cm



SAR Test Setup Photo 10: Body Worn at 1.0 cm

Note: Headset Cable is connected to the device during Body- Worn SAR assessment, as seen above.

| | | | | |
|---|--|------------------------------|---|--|
| FCC ID: A3LGT19250 |  PCTEST <small>ENGINEERING LABORATORY, INC.</small> | SAR COMPLIANCE REPORT |  | Reviewed by: Quality Manager |
| Test Dates: 09/13/11 - 09/29/11 | EUT Type: Portable Handset | | | Page vi of vi |