




APPENDIX F: SAR TEST SETUP PHOTOGRAPHS



FCC ID: A3LGT19192		SAR EVALUATION REPORT		Reviewed by: Quality Manager
Test Dates: 02/04/14 - 02/06/14	DUT Type: Portable Handset			APPENDIX F: Page 1 of 6




SAR Test Setup Photo 1: Right Cheek




SAR Test Setup Photo 2: Right Tilt



FCC ID: A3LGT19192		SAR EVALUATION REPORT		Reviewed by: Quality Manager
Test Dates: 02/04/14 - 02/06/14	DUT Type: Portable Handset			APPENDIX F: Page 2 of 6




SAR Test Setup Photo 3: Left Cheek




SAR Test Setup Photo 4: Left Tilt



FCC ID: A3LGT19192		SAR EVALUATION REPORT		Reviewed by: Quality Manager
Test Dates: 02/04/14 - 02/06/14	DUT Type: Portable Handset			APPENDIX F: Page 3 of 6
© 2014 PCTEST Engineering Laboratory, Inc.				REV 12.5 M 05/20/2013



SAR Test Setup Photo 5: Back Side at 1.0 cm



SAR Test Setup Photo 6: Front Side at 1.0 cm



FCC ID: A3LGT19192		SAR EVALUATION REPORT		Reviewed by: Quality Manager
Test Dates: 02/04/14 - 02/06/14	DUT Type: Portable Handset			APPENDIX F: Page 4 of 6



SAR Test Setup Photo 7: Bottom Edge at 1.0 cm

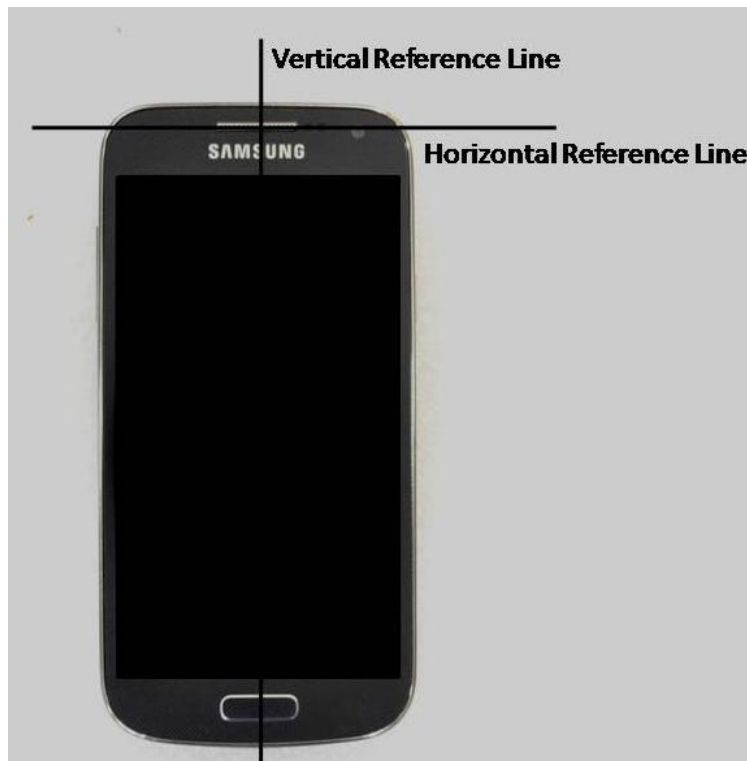


SAR Test Setup Photo 8: Right Edge at 1.0 cm



FCC ID: A3LGT19192		SAR EVALUATION REPORT		Reviewed by: Quality Manager
Test Dates: 02/04/14 - 02/06/14	DUT Type: Portable Handset			APPENDIX F: Page 5 of 6



SAR Test Setup Photo 9: Left Edge at 1.0 cm



SAR Test Setup Photo 10: Horizontal and Vertical Reference Lines

FCC ID: A3LGT19192		SAR EVALUATION REPORT		Reviewed by: Quality Manager
Test Dates: 02/04/14 - 02/06/14	DUT Type: Portable Handset			APPENDIX F: Page 6 of 6