




APPENDIX F: SAR TEST SETUP PHOTOGRAPHS



FCC ID: A3LGT19192		SAR EVALUATION REPORT		Reviewed by: Quality Manager
Test Dates: 05/20/13 - 05/25/13	DUT Type: Portable Handset			APPENDIX F: Page 1 of 7




SAR Test Setup Photo 1: Right Cheek




SAR Test Setup Photo 2: Right Tilt



FCC ID: A3LGT19192		SAR EVALUATION REPORT		Reviewed by: Quality Manager
Test Dates: 05/20/13 - 05/25/13	DUT Type: Portable Handset			APPENDIX F: Page 2 of 7




SAR Test Setup Photo 3: Left Cheek




SAR Test Setup Photo 4: Left Tilt



FCC ID: A3LGT19192		SAR EVALUATION REPORT		Reviewed by: Quality Manager
Test Dates: 05/20/13 - 05/25/13	DUT Type: Portable Handset			APPENDIX F: Page 3 of 7



SAR Test Setup Photo 5: Back Side at 1.0 cm



SAR Test Setup Photo 6: Front Side at 1.0 cm



FCC ID: A3LGT19192		SAR EVALUATION REPORT		Reviewed by: Quality Manager
Test Dates: 05/20/13 - 05/25/13	DUT Type: Portable Handset			APPENDIX F: Page 4 of 7



SAR Test Setup Photo 7: Top Edge at 1.0 cm



SAR Test Setup Photo 8: Bottom Edge at 1.0 cm



FCC ID: A3LGT19192		SAR EVALUATION REPORT		Reviewed by: Quality Manager
Test Dates: 05/20/13 - 05/25/13	DUT Type: Portable Handset			APPENDIX F: Page 5 of 7

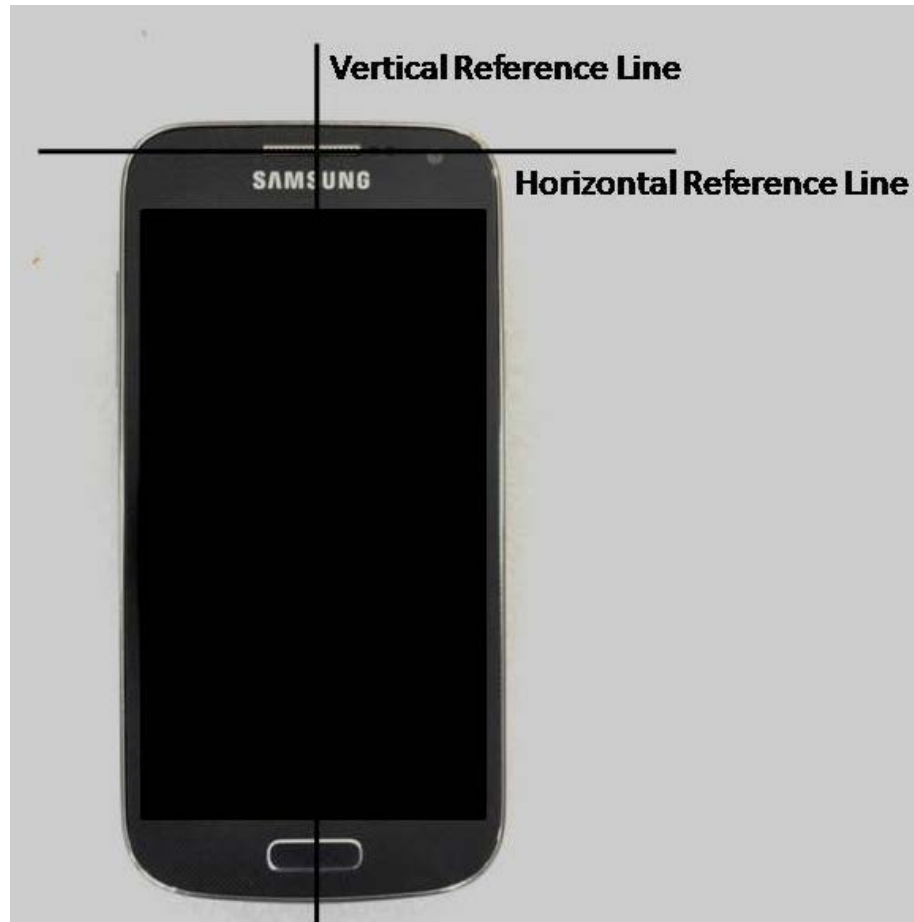


SAR Test Setup Photo 9: Right Edge at 1.0 cm





SAR Test Setup Photo 10: Left Edge at 1.0 cm

FCC ID: A3LGT19192		SAR EVALUATION REPORT		Reviewed by: Quality Manager
Test Dates: 05/20/13 - 05/25/13	DUT Type: Portable Handset			APPENDIX F: Page 6 of 7



SAR Test Setup Photo 11: Horizontal and Vertical Reference Lines

FCC ID: A3LGT19192		SAR EVALUATION REPORT		Reviewed by: Quality Manager
Test Dates: 05/20/13 - 05/25/13	DUT Type: Portable Handset			APPENDIX F: Page 7 of 7