



APPENDIX D: SAR TEST SETUP PHOTOGRAPHS



| | | | | |
|---|---|------------------------------|---|--|
| FCC ID: A3LGT19100 |  PCTEST ENGINEERING LABORATORY, INC. | SAR EVALUATION REPORT |  | Reviewed by: Quality Manager |
| Test Dates: 07/02/12 - 07/05/12 | DUT Type: Portable Handset | | | Page D1 of D3 |



SAR Test Setup Photo 1: Right Touch



SAR Test Setup Photo 2: Left Touch

| | | | | |
|---|---|------------------------------|---|--|
| FCC ID: A3LGT19100 |  | SAR EVALUATION REPORT |  | Reviewed by: Quality Manager |
| Test Dates: 07/02/12 - 07/05/12 | DUT Type: Portable Handset | | | Page D2 of D3 |





SAR Test Setup Photo 3: Back side at 1.0 cm



SAR Test Setup Photo 4: Body-worn at 1.0 cm

Note: Headset Cable is connected to the device during body-worn SAR assessment, as seen above.

| | | | | |
|------------------------------------|---|-----------------------|---|---------------------------------|
| FCC ID: A3LGT19100 |  | SAR EVALUATION REPORT |  | Reviewed by: Quality Manager |
| Test Dates: 07/02/12 - 07/05/12 | DUT Type: Portable Handset | | | Page D3 of D3 |