



17. TEST PHOTOGRAPHS

See following Attached Pages for setup photographs.

FCC ID: A3LGTI9023	 PCTEST ENGINEERING LABORATORY, INC.	HAC (RF EMISSIONS) TEST REPORT		Reviewed by: Quality Manager
Filename: 0Y1210311563.A3L	Test Dates: October 18-24, 2012	EUT Type: Portable Handset		Page 78 of 80




Figure 17-1
Ear Reference Point HAC Phantom Alignment




Figure 17-2
HAC Phantom Plane Alignment



FCC ID: A3LGTI9023		HAC (RF EMISSIONS) TEST REPORT		Reviewed by: Quality Manager
Filename: 0Y1210311563.A3L	Test Dates: October 18-24, 2012	EUT Type: Portable Handset		Page 79 of 80





Figure 17-3 5x5 Scan grid above WD



Figure 17-4 E-Field WD Scan overlay



Figure 17-5 H-Field WD Scan overlay

FCC ID: A3LGT19023	 PCTEST ENGINEERING LABORATORY, INC.	HAC (RF EMISSIONS) TEST REPORT		Reviewed by: Quality Manager
Filename: 0Y1210311563.A3L	Test Dates: October 18-24, 2012	EUT Type: Portable Handset		Page 80 of 80