





## 17. TEST PHOTOGRAPHS

See following Attached Pages for setup photographs.



<b>FCC ID:</b> A3LGT19020A		<b>HAC (RF EMISSIONS) TEST REPORT</b>		<b>Reviewed by:</b> Quality Manager
<b>Filename:</b> 0Y1101180137.A3L	<b>Test Dates:</b> 1/26/11 - 1/31/11	<b>EUT Type:</b> 850/1900 GSM/GPRS/EDGE/WCDMA Phone with WLAN and BT	Page 82 of 84	



**Figure 17-1**  
**Ear Reference Point HAC Phantom Alignment**



**Figure 17-2**  
**HAC Phantom Plane Alignment**

FCC ID: A3LGT19020A	 <small>ENGINEERING LABORATORY, INC.</small>	HAC (RF EMISSIONS) TEST REPORT		Reviewed by: Quality Manager
Filename: 0Y1101180137.A3L	Test Dates: 1/26/11 - 1/31/11	EUT Type: 850/1900 GSM/GPRS/EDGE/WCDMA Phone with WLAN and BT		Page 83 of 84

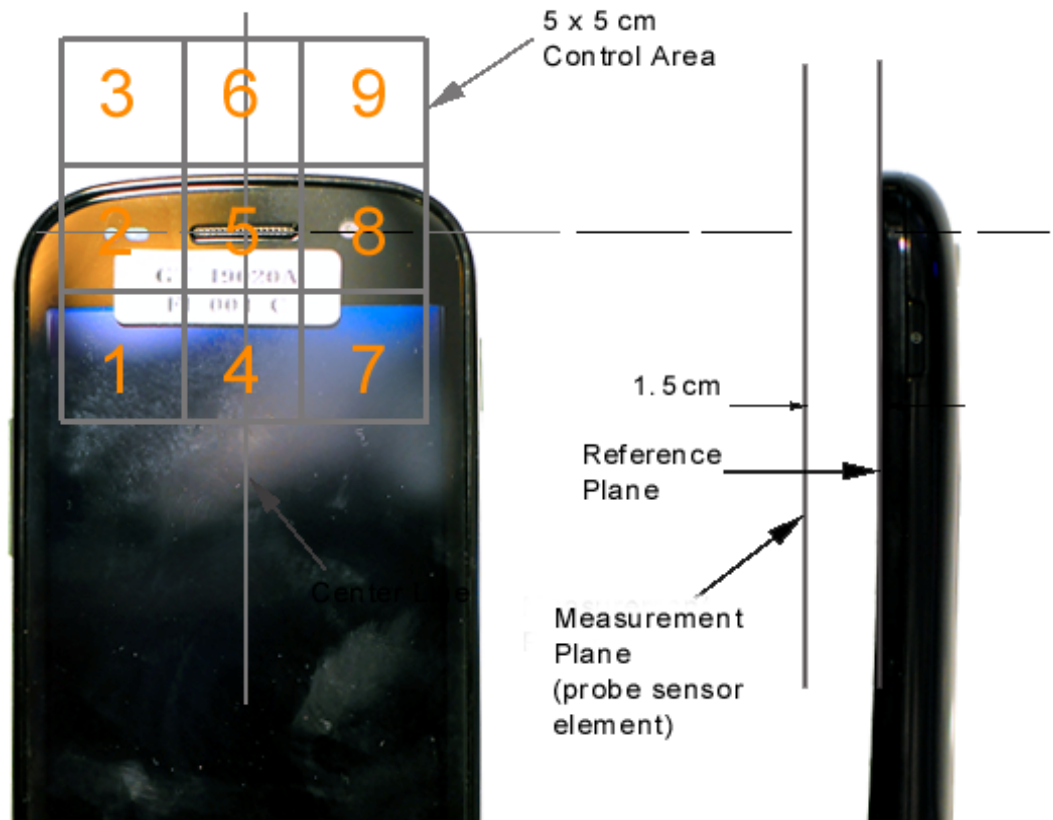


Figure 17-3 5x5 Scan grid above WD



Figure 17-4 E-Field WD Scan overlay



Figure 17-5 H-Field WD Scan overlay

FCC ID: A3LGT19020A	PCTEST ENGINEERING LABORATORY, INC.	HAC (RF EMISSIONS) TEST REPORT	SAMSUNG	Reviewed by: Quality Manager
Filename: 0Y1101180137.A3L	Test Dates: 1/26/11 - 1/31/11	EUT Type: 850/1900 GSM/GPRS/EDGE/WCDMA Phone with WLAN and BT		Page 84 of 84