

# HCT CO., LTD.

## CERTIFICATE OF COMPLIANCE FCC Certification

<b>Applicant Name:</b> SAMSUNG Electronics Co., Ltd.	<b>Date of Issue:</b> April 25, 2013
<b>Address:</b> 129, Samsung-ro, Yeongtong-gu Suwon-si, Gyeonggi-do, 443-742 Rep. of Korea	<b>Test Site/Location:</b> HCT CO., LTD., 105-1, Jangam-ri, Majang-Myeon, Icheon-si, Kyunggi-Do, Korea
	<b>Report No.:</b> HCTR1304FR32
	<b>HCT FRN:</b> 0005866421

**FCC ID:** A3LGTI8550L

**APPLICANT:** SAMSUNG Electronics Co., Ltd.

**FCC Model(s):** GT-I8550L

**EUT Type:** 850/1900 GSM/GPRS and Cellular/PCS WCDMA/HSDPA/HSUPA Phone with Bluetooth v3.0 with EDR, WLAN 2.4GHz and Hotspot, EDGE Rx only

**FCC Classification:** Licensed Portable Transmitter Held to Ear (PCE)

**FCC Rule Part(s):** §22, §24, §2

**Tx Frequency:**  
824.20 - 848.80 MHz (GSM850)  
826.40 - 846.60 MHz (WCDMA850)  
1 850.20 - 1 909.80 MHz (GSM1900)  
1 852.40 - 1 907.60 MHz (WCDMA1900)

**Rx Frequency:**  
869.20 - 893.80 MHz (GSM850)  
871.40 - 891.60 MHz (WCDMA850)  
1 930.20 - 1 989.80 MHz (GSM1900)  
1 932.40 - 1 987.60 MHz (WCDMA1900)

**Max. RF Output Power:** 0.570 W GSM850 (27.56 dBm) / 0.959 W GSM1900 (29.82 dBm)  
0.098 W WCDMA850 (19.90 dBm) / 0.383 W WCDMA1900 (25.83 dBm)

**Emission Designator(s):** 249 KGXW (GSM850) / 246 KGXW (GSM1900)  
4M20F9W (WCDMA850) / 4M17F9W (WCDMA1900)

The measurements shown in this report were made in accordance with the procedures specified in §2.947. I assume full responsibility for the accuracy and completeness of these measurements, and for the qualifications of all persons taking them.

HCT CO., LTD. Certifies that no party to this application has subject to a denial of Federal benefits that includes FCC benefits pursuant to section 5301 of the Anti-Drug Abuse Act of 1998, 21 U.S.C. 853(a)



**Report prepared by**  
**: Jae Chul Shin**  
**Test engineer of RF Team**



**Approved by**  
**: Chang Seok Choi**  
**Manager of RF Team**

This report only responds to the tested sample and may not be reproduced, except in full, without written approval of the HCT Co., Ltd.

FCC CERTIFICATION REPORT

Test Report No. HCTR1304FR32	Date of Issue: April 25, 2013	EUT Type: 850/1900 GSM/GPRS and Cellular/PCS WCDMA/HSDPA/HSUPA Phone with Bluetooth v3.0 with EDR, WLAN 2.4GHz and Hotspot, EDGE Rx only	<a href="http://www.hct.co.kr">www.hct.co.kr</a> FCC ID: A3LGTI8550L
---------------------------------	----------------------------------	--	--

# Version

TEST REPORT NO.	DATE	DESCRIPTION
HCTR1304FR32	April 25, 2013	First Approval Report

**FCC CERTIFICATION REPORT**

<b>Test Report No.</b> HCTR1304FR32	<b>Date of Issue:</b> April 25, 2013	<b>EUT Type:</b> 850/1900 GSM/GPRS and Cellular/PCS WCDMA/HSDPA/HSUPA Phone with Bluetooth v3.0 with EDR, WLAN 2.4GHz and Hotspot, EDGE Rx only	<a href="http://www.hct.co.kr">www.hct.co.kr</a>  <b>FCC ID:</b> A3LGT18550L
--	---	---	---

# Table of Contents

1. GENERAL INFORMATION .....		4
2. INTRODUCTION .....		5
2.1. EUT DESCRIPTION.....		5
2.2. MEASURING INSTRUMENT CALIBRATION.....		5
2.3. TEST FACILITY .....		5
3. DESCRIPTION OF TESTS .....		6
3.1 ERP/EIRP RADIATED POWER AND RADIATED SPURIOUS EMISSIONS.....		6
3.2 PEAK- TO- AVERAGE RATIO .....		6
3.3 OCCUPIED BANDWIDTH. ....		7
3.4 SPURIOUS AND HARMONIC EMISSIONS AT ANTENNA TERMINAL.....		8
3.5 FREQUENCY STABILITY / VARIATION OF AMBIENT TEMPERATURE .....		9
4. LIST OF TEST EQUIPMENT .....		10
5. SUMMARY OF TEST RESULTS .....		11
6. SAMPLE CALCULATION .....		12
7. TEST DATA .....		13
7.1 EFFECTIVE RADIATED POWER OUTPUT (GSM / WCDMA) .....		13
7.2 EQUIVALENT ISOTROPIC RADIATED POWER (GSM / WCDMA).....		14
7.3 RADIATED SPURIOUS EMISSIONS .....		15
7.3.1 RADIATED SPURIOUS EMISSIONS (GSM850).....		15
7.3.2 RADIATED SPURIOUS EMISSIONS (GSM1900).....		16
7.3.3 RADIATED SPURIOUS EMISSIONS (WCDMA850).....		17
7.3.4 RADIATED SPURIOUS EMISSIONS (WCDMA1900).....		18
7.4 PEAK-TO-AVERAGE RATIO .....		19
7.5 OCCUPIED BANDWIDTH .....		19
7.6 CONDUCTED SPURIOUS EMISSIONS .....		20
7.6.1 BAND EDGE.....		20
7.7 FREQUENCY STABILITY / VARIATION OF AMBIENT TEMPERATURE .....		21
7.7.1 FREQUENCY STABILITY (GSM850) .....		21
7.7.2 FREQUENCY STABILITY (GSM1900) .....		22
7.7.3 FREQUENCY STABILITY (WCDMA850) .....		23
7.7.4 FREQUENCY STABILITY (WCDMA1900) .....		24
8. TEST PLOTS.....		25



# MEASUREMENT REPORT

## 1. GENERAL INFORMATION

**Applicant Name:** SAMSUNG Electronics Co., Ltd.

**Address:** 129, Samsung-ro, Yeongtong-gu Suwon-si, Gyeonggi-do, 443-742 Rep. of Korea

**FCC ID:** A3LGTI8550L

**Application Type:** Certification

**FCC Classification:** Licensed Portable Transmitter Held to Ear (PCE)

**FCC Rule Part(s):** §22, §24, §2

**EUT Type:** 850/1900 GSM/GPRS and Cellular/PCS WCDMA/HSDPA/HSUPA Phone with Bluetooth v3.0 with EDR, WLAN 2.4GHz and Hotspot, EDGE Rx only

**FCC Model(s):** GT-I8550L

**Tx Frequency:** 824.20 - 848.80 MHz (GSM850)  
826.40 - 846.60 MHz (WCDMA850)  
1 850.20 - 1 909.80 MHz (GSM1900)  
1 852.40 - 1 907.60 MHz (WCDMA1900)

**Rx Frequency:** 869.20 - 893.80 MHz (GSM850)  
871.40 - 891.60 MHz (WCDMA850)  
1 930.20 - 1 989.80 MHz (GSM1900)  
1 932.40 - 1 987.60 MHz (WCDMA1900)

**Max. RF Output Power:** 0.570 W GSM850 (27.56 dBm) / 0.959 W GSM1900 (29.82 dBm)  
0.098 W WCDMA850 (19.90 dBm) / 0.383 W WCDMA1900 (25.83 dBm)

**Emission Designator(s):** 249 KGXW (GSM850) / 246 KGXW (GSM1900)  
4M20F9W (WCDMA850) / 4M17F9W (WCDMA1900)

**Date(s) of Tests:** April 18, 2013 ~ April 23, 2013

**Antenna Specification** Manufacturer: Ethertronics, Inc.  
Antenna type: Internal Antenna  
Peak Gain: GSM850/WCDMA850 : -2.49 dBi  
GSM1900/WCDMA1900 : 0.07 dBi

### FCC CERTIFICATION REPORT

		<a href="http://www.hct.co.kr">www.hct.co.kr</a>	
<b>Test Report No.</b> HCTR1304FR32	<b>Date of Issue:</b> April 25, 2013	<b>EUT Type:</b> 850/1900 GSM/GPRS and Cellular/PCS WCDMA/HSDPA/HSUPA Phone with Bluetooth v3.0 with EDR, WLAN 2.4GHz and Hotspot, EDGE Rx only	<b>FCC ID:</b> A3LGTI8550L



## **2. INTRODUCTION**

### **2.1. EUT DESCRIPTION**

The SAMSUNG Electronics Co., Ltd. GT-I8550L 850/1900 GSM/GPRS and Cellular/PCS WCDMA/HSDPA/HSUPA Phone with Bluetooth v3.0 with EDR, WLAN 2.4GHz and Hotspot, EDGE Rx only consists of GSM850, GSM1900, WCDMA850, WCDMA1900, GPRS Class12, EDGE, HSDPA and HSUPA.

### **2.2. MEASURING INSTRUMENT CALIBRATION**

The measuring equipment, which was utilized in performing the tests documented herein, has been calibrated in accordance with the manufacturer's recommendations for utilizing calibration equipment, which is traceable to recognized national standards.

### **2.3. TEST FACILITY**

The Fully-anechoic chamber and conducted measurement facility used to collect the radiated data are located at the 105-1, Jangam-ri , Majang-Myeon, Icheon-si, 467-811, KOREA.

The site is constructed in conformance with the requirements of ANSI C63.4 and CISPR Publication 22. Detailed description of test facility was submitted to the Commission and accepted dated March 02, 2011 (Registration Number: 90661)

FCC CERTIFICATION REPORT			<a href="http://www.hct.co.kr">www.hct.co.kr</a>
Test Report No. HCTR1304FR32	Date of Issue: April 25, 2013	EUT Type: 850/1900 GSM/GPRS and Cellular/PCS WCDMA/HSDPA/HSUPA Phone with Bluetooth v3.0 with EDR, WLAN 2.4GHz and Hotspot, EDGE Rx only	FCC ID: A3LGTI8550L

### 3. DESCRIPTION OF TESTS

#### 3.1 ERP/EIRP RADIATED POWER AND RADIATED SPURIOUS EMISSIONS

Note: ERP(Effective Radiated Power), EIRP(Effective Isotropic Radiated Power)

Test Procedure

Radiated emission measurements are performed in the Fully-anechoic chamber. The equipment under test is placed on a non-conductive table 3-meters away from the receive antenna in accordance with ANSI/TIA-603-C-2004 Clause 2.2.17. The turntable is rotated through 360 degrees, and the receiving antenna scans in order to determine the level of the maximized emission. The level and position of the maximized emission is recorded with the spectrum analyzer using a positive peak detector.

A half wave dipole is then substituted in place of the EUT. For emissions above 1GHz, a horn antenna is substituted in place of the EUT. The substitute antenna is driven by a signal generator and the previously recorded signal was duplicated.

The power is calculated by the following formula;

$$P_{d(dBm)} = P_{g(dBm)} - \text{cable loss (dB)} + \text{antenna gain (dB)}$$

Where:  $P_d$  is the dipole equivalent power and  $P_g$  is the generator output power into the substitution antenna.

The maximum EIRP is calculated by adding the forward power to the calibrated source plus its appropriate gain value. These steps are repeated with the receiving antenna in both vertical and horizontal polarization. the difference between the gain of the horn and an isotropic antenna are taken into consideration

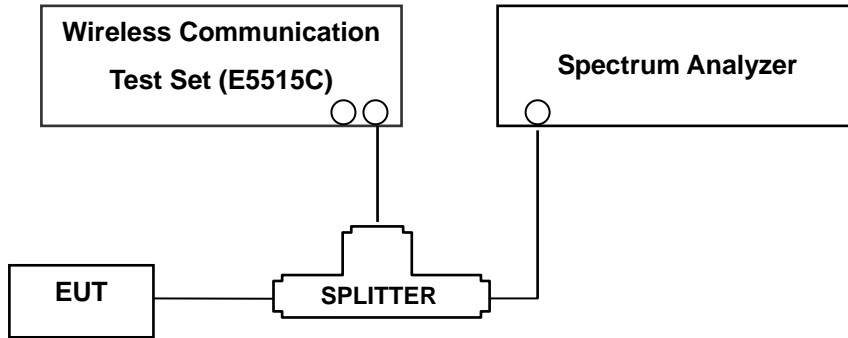
#### 3.2 PEAK- TO- AVERAGE RATIO

A peak to average ratio measurement is performed at the conducted port of the EUT. For CDMA and WCDMA signals, the spectrum analyzers Complementary Cumulative Distribution Function ( CCDF ) measurement profile is used to determine the largest deviation between the average and the peak power of the EUT in a given bandwidth. The CCDF curve shows how much time the peak waveform spends at or above a given average power level. The percent of time the signal spends at or above the level defines the probability for that particular power level. For GSM signals, an average and a peak trace are used on a spectrum analyzer to determine the largest deviation between the average and the peak power of the EUT in a bandwidth greater than the emission bandwidth. Plots of the EUT's Peak- to- Average Ratio are shown herein.

FCC CERTIFICATION REPORT			<a href="http://www.hct.co.kr">www.hct.co.kr</a>
Test Report No. HCTR1304FR32	Date of Issue: April 25, 2013	EUT Type: 850/1900 GSM/GPRS and Cellular/PCS WCDMA/HSDPA/HSUPA Phone with Bluetooth v3.0 with EDR, WLAN 2.4GHz and Hotspot, EDGE Rx only	FCC ID: A3LGT18550L

### 3.3 OCCUPIED BANDWIDTH.

Test set-up



(Configuration of conducted Emission measurement)

The width of a frequency band such that, below the lower and above the upper frequency limits, the mean powers emitted are each equal to a specified percentage 0.5 % of the total mean power of a given emission.

Test Procedure

The EUT makes a call to the communication simulator. The power was measured with R&S Spectrum Analyzer. All measurements were done at 3 channels(low, middle and high operational range.)

The conducted occupied bandwidth used the power splitter via EUT RF power connector between simulation base station and spectrum analyzer.

The communication simulator station system controlled a EUT to export maximum output power under transmission mode and specific channel frequency. Use OBW measurement function of Spectrum analyzer to measure 99 % occupied bandwidth

### 3.4 SPURIOUS AND HARMONIC EMISSIONS AT ANTENNA TERMINAL.

#### Test Procedure

The level of the carrier and the various conducted spurious and harmonic frequencies is measured by means of a calibrated spectrum analyzer.

On any frequency outside a licensee's frequency block, the power of any emission shall be attenuated below the transmitter power (P) by at least  $43 + 10 \log(P)$  dB. The RBW settings used in the testing are greater than 1 % of the occupied bw. The 1 MHz RBW was used to scan from 10 MHz to 10 GHz. (GSM1900 Mode: 10 MHz to 20 GHz). A display line was placed at - 13 dBm to show compliance. The high, lowest and a middle channel were tested for out of band measurements.

Measurements of all out of band are made on RBW = 1MHz and VBW  $\geq$  3 MHz in the worst case despite RBW = 100 kHz and VBW  $\geq$  300 kHz upon 1 GHz.

- RBW = 1 MHz
- VBW  $\geq$  3 MHz
- Detector = Peak
- Trace Mode = max hold
- Sweep time = auto
- Number of points in sweep  $\geq$  2 \* Span / RBW

- Band Edge Requirement : According to FCC 22.917 , 24.238(a) specified that power of any emission outside of The authorized operating frequency ranges must be attenuated below the transmitting power (P) by a factor of at least  $43 + 10 \log(P)$  dB. In the 1 MHz bands immediately outside and adjacent to the frequency block a resolution bandwidth of at least one percent of the emission bandwidth of the fundamental emission of the transmitter may be employed.

The EUT makes a call to the communication simulator. The power was measured with R&S Spectrum Analyzer. All measurements were done at 2 channels(low and high operational frequency range.)

The band edge measurement used the power splitter via EUT RF power connector between simulation base station and spectrum analyzer.

The center frequency of spectrum is the band edge frequency and span is 1MHz RB of the spectrum is 3KHz and VB of the spectrum is 3KHz (GSM)

The center frequency of spectrum is the band edge frequency and span is 5MHz RB of the spectrum is 100KHz and VB of the spectrum is 100KHz(WCDMA)

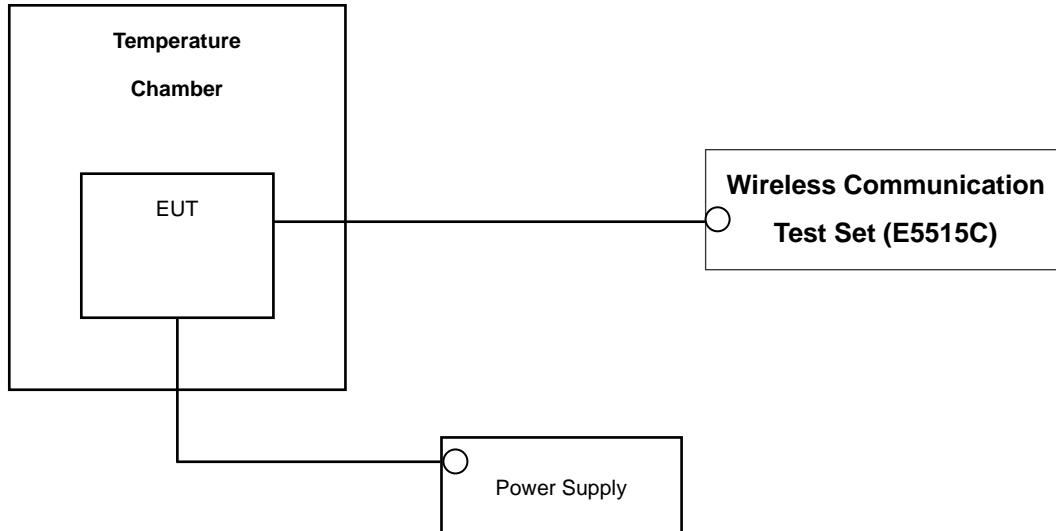
**NOTES:** The analyzer plot offsets were determined by below conditions.

- For GSM850 and WCDMA850, total offset 27.5 dBm  
= 20 dBm attenuator + 6 dBm Divider + 1.5 dBm RF cables.
- For GSM1900 and WCDMA1900, total offset 29.3 dB  
= 20 dBm attenuator + 6 dBm Divider + 3.3 dBm RF cables.

FCC CERTIFICATION REPORT			<a href="http://www.hct.co.kr">www.hct.co.kr</a>
Test Report No. HCTR1304FR32	Date of Issue: April 25, 2013	EUT Type: 850/1900 GSM/GPRS and Cellular/PCS WCDMA/HSDPA/HSUPA Phone with Bluetooth v3.0 with EDR, WLAN 2.4GHz and Hotspot, EDGE Rx only	FCC ID: A3LGT18550L

### 3.5 FREQUENCY STABILITY / VARIATION OF AMBIENT TEMPERATURE

#### Test Set-up



\* Nominal Operating Voltage

#### Test Procedure

The frequency stability of the transmitter is measured by:

- a.) **Temperature:** The temperature is varied from - 30 °C to + 50 °C using an environmental chamber.
- b.) **Primary Supply Voltage:** The primary supply voltage is varied from battery end point to 115 % of the voltage normally at the input to the device or at the power supply terminals if cables are not normally supplied.

Specification — the frequency stability shall be sufficient to ensure that the fundamental emission stays within the authorized frequency block. The frequency stability of the transmitter shall be maintained within  $\pm 0.00025\%$  ( $\pm 2.5$  ppm) of the center frequency.

#### Time Period and Procedure:

The carrier frequency of the transmitter is measured at room temperature (20°C to provide a reference).

1. The equipment is turned on in a “standby” condition for one minute before applying power to the transmitter. Measurement of the carrier frequency of the transmitter is made within one minute after applying power to the transmitter.
2. Frequency measurements are made at 10°C intervals ranging from -30°C to +50°C. A period of at least one half-hour is provided to allow stabilization of the equipment at each temperature level.

**NOTE: The EUT is tested down to the battery endpoint.**

## 4. LIST OF TEST EQUIPMENT

Manufacture	Model/ Equipment	Serial Number	Calibration Interval	Calibration Due
Agilent	E9327A/ Power Sensor	MY4442009	Annual	05/02/2013
MITEQ	AMF-6D-001180-35-20P/AMP	1081666	Annual	09/11/2013
Wainwright	WHK1.2/15G-10EF/H.P.F	2	Annual	05/02/2013
Wainwright	WHK3.3/18G-10EF/H.P.F	1	Annual	05/02/2013
Hewlett Packard	11667B / Power Splitter	10126	Annual	11/07/2013
Digital	EP-3010/ Power Supply	3110117	Annual	11/07/2013
Schwarzbeck	UHA9105/ Dipole Antenna	91052371	Biennial	05/30/2013
Schwarzbeck	UHA9105/ Dipole Antenna	91052372	Biennial	05/30/2013
Korea Engineering	KR-1005L / Chamber	KRAB05063-3CH	Annual	11/07/2013
Schwarzbeck	BBHA 9120D/ Horn Antenna	296	Biennial	02/20/2014
Agilent	E4440A/Spectrum Analyzer	US45303008	Annual	05/02/2013
WEINSCHTEL	ATTENUATOR	BR0592	Annual	11/07/2013
REOHDE&SCHWARZ	FSV40/Spectrum Analyzer	1307.9002K40-100931-NK	Annual	06/11/2013
Agilent	8960 (E5515C)/ Base Station	GB44400269	Annual	02/14/2014

### FCC CERTIFICATION REPORT

<b>Test Report No.</b> HCTR1304FR32	<b>Date of Issue:</b> April 25, 2013	<b>EUT Type:</b> 850/1900 GSM/GPRS and Cellular/PCS WCDMA/HSDPA/HSUPA Phone with Bluetooth v3.0 with EDR, WLAN 2.4GHz and Hotspot, EDGE Rx only	<a href="http://www.hct.co.kr">www.hct.co.kr</a> <b>FCC ID:</b> A3LGT18550L
--	---	---	---

## 5. SUMMARY OF TEST RESULTS

FCC Part Section(s)	Test Description	Test Limit	Test Condition	Test Result
2.1049, 22.917(a), 24.238(a)	Occupied Bandwidth	N/A	CONDUCTED	PASS
2.1051, 22.917(a), 24.238(a)	Band Edge / Spurious and Harmonic Emissions at Antenna Terminal.	< 43 + 10log10 (P[Watts]) at Band Edge and for all out-of-band emissions		PASS
*2.1046	Conducted Output Power	-		PASS
24.232(d)	Peak- to- Average Ratio	< 13 dB		PASS
2.1055, 22.355, 24.235	Frequency stability / variation of ambient temperature	< 2.5 ppm		PASS
22.913(a)(2) 24.232(c)	Effective Radiated Power	< 7 Watts max. ERP	RADIATED	PASS
	Equivalent Isotropic Radiated Power	< 2 Watts max. EIRP		PASS
2.1053, 22.917(a), 24.238(a)	Radiated Spurious and Harmonic Emissions	< 43 + 10log10 (P[Watts]) for all out-of band emissions		PASS

\*: See RF Exposure Report

## 6. SAMPLE CALCULATION

### A. ERP Sample Calculation

Mode	Ch./ Freq.		Measured Level(dBm)	Substitute LEVEL(dBm)	Ant. Gain (dBd)	C.L	Pol.	ERP	
	channel	Freq.(MHz)						W	dBm
GSM850	128	824.20	-21.37	38.40	-10.61	0.95	H	0.483	26.84

**ERP = SubstituteLEVEL(dBm) + Ant. Gain – CL(Cable Loss)**

- 1) The EUT mounted on a non-conductive turntable is 0.8 meter above test site ground level.
- 2) During the test , the turn table is rotated and the antenna height is also varied from 1 to 4 meters until the maximum signal is found.
- 3) Record the field strength meter's level.
- 4) Replace the EUT with dipole/Horn antenna that is connected to a calibrated signal generator.
- 5) Increase the signal generator output till the field strength meter's level is equal to the item (3).
- 6) The signal generator output level with Ant. Gain and cable loss are the rating of effective radiated power (ERP).

### B. Emission Designator

#### GSM Emission Designator

**Emission Designator = 249KGXW**

GSM BW = 249 kHz

G = Phase Modulation

X = Cases not otherwise covered

W = Combination (Audio/Data)

#### WCDMA Emission Designator

**Emission Designator = 4M17F9W**

WCDMA BW = 4.17 MHz

F = Frequency Modulation

9 = Composite Digital Info

W = Combination (Audio/Data)

## 7. TEST DATA

### 7.1 EFFECTIVE RADIATED POWER OUTPUT (GSM / WCDMA)

#### (GSM850 Mode)

Ch./ Freq.		Measured Level(dBm)	Substitute LEVEL (dBm)	Ant. Gain (dBd)	C.L	Pol.	ERP	
channel	Freq.(MHz)						W	dBm
128	824.20	-22.65	37.12	-10.61	0.95	H	0.360	25.56
190	836.60	-22.49	37.69	-10.54	0.96	V	0.416	26.19
251	848.80	-21.29	39.13	-10.47	1.10	V	0.570	27.56

#### (WCDMA850 Mode)

Ch./ Freq.		Measured Level(dBm)	Substitute LEVEL (dBm)	Ant. Gain (dBd)	C.L	Pol.	ERP	
channel	Freq.(MHz)						W	dBm
4132	826.40	-18.29	30.02	-10.59	0.95	V	0.070	18.48
4183	836.60	-16.22	31.40	-10.54	0.96	V	0.098	19.90
4233	846.60	-17.75	29.51	-10.48	1.11	V	0.062	17.92

Note: Standard batteries are the only options for this phone. And a peak detector is used.

#### NOTES:

#### Effective Radiated Power Output Measurements by Substitution Method

according to ANSI/TIA/EIA-603-C-2004, Aug. 17, 2004:

The EUT was placed on a non-conductive styrofoam resin table 3-meters from the receive antenna. The receive antenna height and turntable rotation was adjusted for the highest reading on the receive spectrum analyzer. For CDMA signals, a peak detector is used, with RBW = VBW = 3 MHz. For WCDMA signals, a peak detector is used, with RBW = VBW = 5MHz. For AMPS, GSM, and NADC TDMA signals, a peak detector is used, with RBW = VBW = 1 MHz. A half-wave dipole was substituted in place of the EUT. This dipole antenna was driven by a signal generator and the level of the signal generator was adjusted to obtain the same receive spectrum analyzer reading. The conducted power at the terminals of the dipole is measured. The ERP is recorded.

This device was tested under all configurations and the highest power is reported in WCDMA mode with HSDPA Inactive at 12.2 kbps RMC and TPC bits all set to "1" and in GSM mode and using a Power Control Level of "0" in the PCS Band and "5" in the Cellular Band. This unit was tested with its standard battery. Also, we have done x, y, z planes in EUT and horizontal and vertical polarization in detecting antenna. The worst case of the EUT is y plane in GSM850 (z plane ch 128) and WCDMA850 mode. Also worst case of detecting Antenna is vertical polarization in GSM850 (horizontal polarization) and WCDMA850 mode.

## 7.2 EQUIVALENT ISOTROPIC RADIATED POWER (GSM / WCDMA)

### (GSM1900 Mode)

Ch./ Freq.		Measured Level(dBm)	Substitute LEVEL (dBm)	Ant. Gain (dBi)	C.L	Pol.	EIRP	
channel	Freq.(MHz)						W	dBm
512	1,850.20	-10.82	21.21	10.02	1.41	H	0.959	29.82
661	1,880.00	-11.93	20.38	10.04	1.45	H	0.789	28.97
810	1,909.80	-12.74	19.51	10.05	1.44	H	0.649	28.12

### (WCDMA1900 Mode)

Ch./ Freq.		Measured Level(dBm)	Substitute LEVEL (dBm)	Ant. Gain (dBi)	C.L	Pol.	EIRP	
channel	Freq.(MHz)						W	dBm
9262	1,852.40	-15.29	16.86	10.02	1.40	H	0.353	25.48
9400	1,880.00	-15.07	17.24	10.04	1.45	H	0.383	25.83
9538	1,907.60	-16.19	16.37	10.05	1.48	H	0.312	24.94

Note: Standard batteries are the only options for this phone. And a peak detector is used.

#### NOTES:

Equivalent Isotropic Radiated Power Measurements by Substitution Method  
according to ANSI/TIA/EIA-603-C-2004, Aug. 17, 2004:

The EUT was placed on a non-conductive styrofoam resin table 3-meters from the receive antenna. The receive antenna height and turntable rotation was adjusted for the highest reading on the receive spectrum analyzer. For CDMA signals, a peak detector is used, with RBW = VBW = 3 MHz. For WCDMA signals, a peak detector is used, with RBW = VBW = 5MHz. For AMPS, GSM, and NADC TDMA signals, a peak detector is used, with RBW = VBW = 1 MHz. A Horn antenna was substituted in place of the EUT. This Horn antenna was driven by a signal generator and the level of the signal generator was adjusted to obtain the same receive spectrum analyzer reading. The conducted power at the terminals of the Horn antenna is measured. The difference between the gain of the horn and an isotropic antenna is taken into consideration and the EIRP is recorded.

This device was tested under all configurations and the highest power is reported in WCDMA mode with HSDPA Inactive at 12.2 kbps RMC and TPC bits all set to "1" and in GSM mode and using a Power Control Level of "0" in the PCS Band and "5" in the Cellular Band. This unit was tested with its standard battery. Also, we have done x, y, z planes in EUT and horizontal and vertical polarization in detecting antenna. The worst case of the EUT is x plane in GSM1900 and WCDMA1900 mode. Also worst case of detecting Antenna is in horizontal polarization in GSM1900 and WCDMA1900 mode.

FCC CERTIFICATION REPORT			<a href="http://www.hct.co.kr">www.hct.co.kr</a>
Test Report No. HCTR1304FR32	Date of Issue: April 25, 2013	EUT Type: 850/1900 GSM/GPRS and Cellular/PCS WCDMA/HSDPA/HSUPA Phone with Bluetooth v3.0 with EDR, WLAN 2.4GHz and Hotspot, EDGE Rx only	FCC ID: A3LGT18550L

## 7.3 RADIATED SPURIOUS EMISSIONS

### 7.3.1 RADIATED SPURIOUS EMISSIONS (GSM850)

- MEASURED OUTPUT POWER: 27.56 dBm = 0.570 W
- MODULATION SIGNAL: GSM850
- DISTANCE: 3 meters
- LIMIT:  $-(43 + 10 \log_{10}(W)) =$  - 40.56 dBc

Ch.	Freq.(MHz)	Measured Level [dBm]	Ant. Gain (dBd)	Substitute Level [dBm]	C.L	Pol.	ERP (dBm)	dBc
128 (824.2)	1,648.40	-46.45	7.05	-53.29	1.18	V	-47.42	-74.98
	2,472.60	-44.91	7.90	-48.66	1.57	H	-42.33	-69.89
	3,296.80	-51.54	9.91	-55.42	1.99	H	-47.50	-75.06
190 (836.6)	1,673.20	-45.49	7.22	-52.49	1.20	H	-46.47	-74.03
	2,509.80	-45.19	8.51	-48.98	1.65	H	-42.12	-69.68
	3,346.40	-47.80	10.09	-52.19	2.00	H	-44.10	-71.66
251 (848.8)	1,697.60	-44.22	7.34	-51.24	1.20	H	-45.10	-72.66
	2,546.40	-46.34	8.61	-49.88	1.65	H	-42.92	-70.48
	3,395.20	-47.45	10.22	-51.98	1.99	H	-43.75	-71.31

- NOTES:**
1. Radiated Spurious Emission Measurements at 3 meters by Substitution Method according to ANSI/TIA/EIA-603-C-2004, Aug. 17, 2004:
  2. The magnitude of spurious emissions attenuated more than 20dB below the limit above 5<sup>th</sup> Harmonic for all channel.
  3. we have done x, y, z planes in EUT and horizontal and vertical polarization in detecting antenna.

### 7.3.2 RADIATED SPURIOUS EMISSIONS (GSM1900)

- MEASURED OUTPUT POWER: 29.82 dBm = 0.959 W
- MODULATION SIGNAL: GSM1900
- DISTANCE: 3 meters
- LIMIT: - (43 + 10 log<sub>10</sub> (W)) = - 42.82 dBc

Ch.	Freq.(MHz)	Measured Level [dBm]	Ant. Gain (dBi)	Substitute Level [dBm]	C.L	Pol.	EIRP (dBm)	dBc
512 (1850.2)	3,700.40	-52.04	12.27	-56.78	2.19	V	-46.70	-76.52
	5,550.60	-52.98	13.40	-52.65	2.88	V	-42.13	-71.95
	7,400.80	-56.68	11.37	-46.39	3.29	H	-38.31	-68.13
661 (1880.0)	3,760.00	-48.73	12.31	-53.28	2.11	V	-43.08	-72.90
	5,640.00	-53.99	13.41	-53.32	2.92	V	-42.83	-72.65
	7,520.00	-56.61	11.55	-47.09	3.34	H	-38.88	-68.70
810 (1909.8)	3,819.60	-47.13	12.37	-51.61	2.14	V	-41.38	-71.20
	5,729.40	-51.69	13.42	-50.25	3.02	H	-39.85	-69.67
	7,639.20	-56.97	11.70	-47.21	3.13	H	-38.64	-68.46

- NOTES:**
1. Radiated Spurious Emission Measurements at 3 meters by Substitution Method according to ANSI/TIA/EIA-603-C-2004, Aug. 17, 2004:
  2. The magnitude of spurious emissions attenuated more than 20dB below the limit above 5<sup>th</sup> Harmonic for all channel.
  3. we have done x, y, z planes in EUT and horizontal and vertical polarization in detecting antenna.

### 7.3.3 RADIATED SPURIOUS EMISSIONS (WCDMA850)

- MEASURED OUTPUT POWER: 19.90 dBm = 0.098 W
- MODULATION SIGNAL: WCDMA850
- DISTANCE: 3 meters
- LIMIT: - (43 + 10 log<sub>10</sub> (W)) = - 32.90 dBc

Ch.	Freq.(MHz)	Measured Level [dBm]	Ant. Gain (dBd)	Substitute Level [dBm]	C.L	Pol.	ERP (dBm)	dBc
4,132 (826.4)	1,652.80	-51.05	7.11	-57.98	1.20	H	-52.07	-71.97
	2,479.20	-	-	-	-	-	-	-
	3,305.60	-	-	-	-	-	-	-
4,183 (836.6)	1,673.20	-49.00	7.22	-56.00	1.20	H	-49.98	-69.88
	2,509.80	-	-	-	-	-	-	-
	3,346.40	-	-	-	-	-	-	-
4,233 (846.6)	1,693.20	-52.64	7.34	-59.66	1.20	H	-53.52	-73.42
	2,539.80	-	-	-	-	-	-	-
	3,386.40	-	-	-	-	-	-	-

- NOTES:**
1. Radiated Spurious Emission Measurements at 3 meters by Substitution Method according to ANSI/TIA/EIA-603-C-2004, Aug. 17, 2004:
  2. The magnitude of spurious emissions attenuated more than 20dB below the limit above 5<sup>th</sup> Harmonic for all channel.
  3. we have done x, y, z planes in EUT and horizontal and vertical polarization in detecting antenna.

### 7.3.4 RADIATED SPURIOUS EMISSIONS (WCDMA1900)

- MEASURED OUTPUT POWER: 25.83 dBm = 0.383 W
- MODULATION SIGNAL: WCDMA1900
- DISTANCE: 3 meters
- LIMIT: - (43 + 10 log<sub>10</sub> (W)) = - 38.83 dBc

Ch.	Freq.(MHz)	Measured Level [dBm]	Ant. Gain (dBi)	Substitute Level [dBm]	C.L	Pol.	EIRP (dBm)	dBc
9262	3,704.80	-54.87	12.27	-59.61	2.19	V	-49.53	-75.36
	5,557.20	-55.16	13.40	-54.83	2.88	V	-44.31	-70.14
	7,409.60	-52.43	11.37	-42.14	3.29	H	-34.06	-59.89
9400	3,760.00	-52.72	12.31	-57.27	2.11	H	-47.07	-72.90
	5,640.00	-	-	-	-	-	-	-
	7,520.00	-50.89	11.55	-41.37	3.34	V	-33.16	-58.99
9538	3,815.20	-52.95	12.37	-57.43	2.14	H	-47.20	-73.03
	5,722.80	-56.27	13.42	-54.83	3.02	V	-44.43	-70.26
	7,630.40	-49.73	11.70	-39.97	3.13	V	-31.40	-57.23

- NOTES:**
1. Radiated Spurious Emission Measurements at 3 meters by Substitution Method according to ANSI/TIA/EIA-603-C-2004, Aug. 17, 2004:
  2. The magnitude of spurious emissions attenuated more than 20dB below the limit above 5<sup>th</sup> Harmonic for all channel.
  3. we have done x, y, z planes in EUT and horizontal and vertical polarization in detecting antenna.

## 7.4 PEAK-TO-AVERAGE RATIO

- Plots of the EUT's Peak- to- Average Ratio are shown Page 29, 32.

## 7.5 OCCUPIED BANDWIDTH

Band	Channel	Frequency(MHz)	Data (GSM: kHz / WCDMA : MHz)
GSM850	128	824.20	239.3104
	190	836.60	249.1359
	251	848.80	245.7220
GSM1900	512	1850.20	243.1325
	661	1880.00	243.0655
	810	1909.80	245.9267
WCDMA850	4132	826.40	4.1866
	4183	836.60	4.1966
	4233	846.60	4.1919
WCDMA1900	9262	1852.40	4.1636
	9400	1880.00	4.1655
	9538	1907.60	4.1739

- Plots of the EUT's Occupied Bandwidth are shown Page 26 ~ 28, 29 ~ 32.

## 7.6 CONDUCTED SPURIOUS EMISSIONS

Band	Channel	Frequency of Maximum Harmonic (GHz)	Maximum Data (dBm)
GSM850	128	4.957010	-28.27
	190	4.866060	-27.96
	251	4.615570	-27.69
GSM1900	512	6.546450	-24.39
	661	6.979770	-23.75
	810	10.271870	-23.12
WCDMA850	4132	4.673720	-28.58
	4183	4.891410	-26.81
	4233	4.759200	-28.33
WCDMA1900	9262	10.304230	-23.81
	9400	6.480630	-23.83
	9538	10.316840	-23.67

- Plots of the EUT's Conducted Spurious Emissions are shown Page 41 ~ 52.

### 7.6.1 BAND EDGE

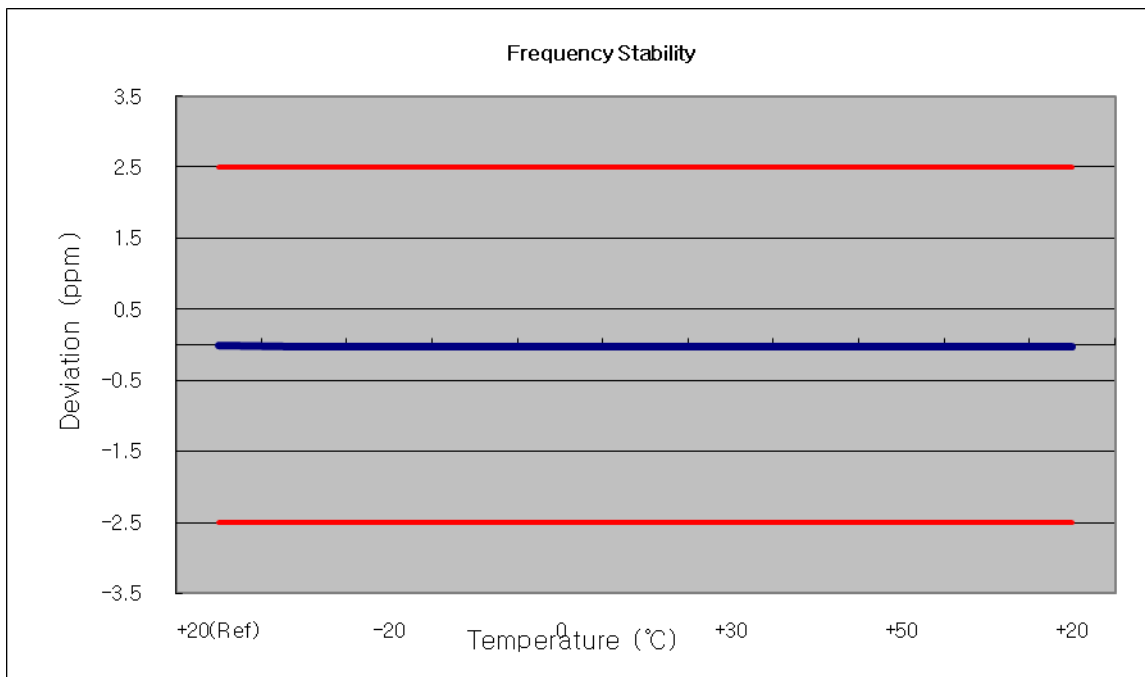
- Plots of the EUT's Band Edge are shown Page 33 ~ 40.

## 7.7 FREQUENCY STABILITY / VARIATION OF AMBIENT TEMPERATURE

### 7.7.1 FREQUENCY STABILITY (GSM850)

- ▣ OPERATING FREQUENCY: 836,600,000 Hz
- ▣ CHANNEL: 190
- ▣ REFERENCE VOLTAGE: 3.8 VDC
- ▣ DEVIATION LIMIT: ± 0.000 25 % or 2.5 ppm

Voltage (%)	Power (VDC)	Temp. (°C)	Frequency (Hz)	Frequency Error (Hz)	Deviation (%)	ppm
100%	3.800	+20(Ref)	836 600 024	0	0.000 000	0.000
100%		-30	836 600 001	-23.35	-0.000 003	-0.028
100%		-20	836 599 999	-25.65	-0.000 003	-0.031
100%		-10	836 600 001	-23.00	-0.000 003	-0.027
100%		0	836 600 000	-24.30	-0.000 003	-0.029
100%		+10	836 599 995	-28.69	-0.000 003	-0.034
100%		+30	836 599 999	-24.83	-0.000 003	-0.030
100%		+40	836 599 998	-26.28	-0.000 003	-0.031
100%		+50	836 599 999	-25.51	-0.000 003	-0.030
115%		4.370	+20	836 599 998	-25.95	-0.000 003
Batt. Endpoint	3.500	+20	836 599 999	-24.94	-0.000 003	-0.030



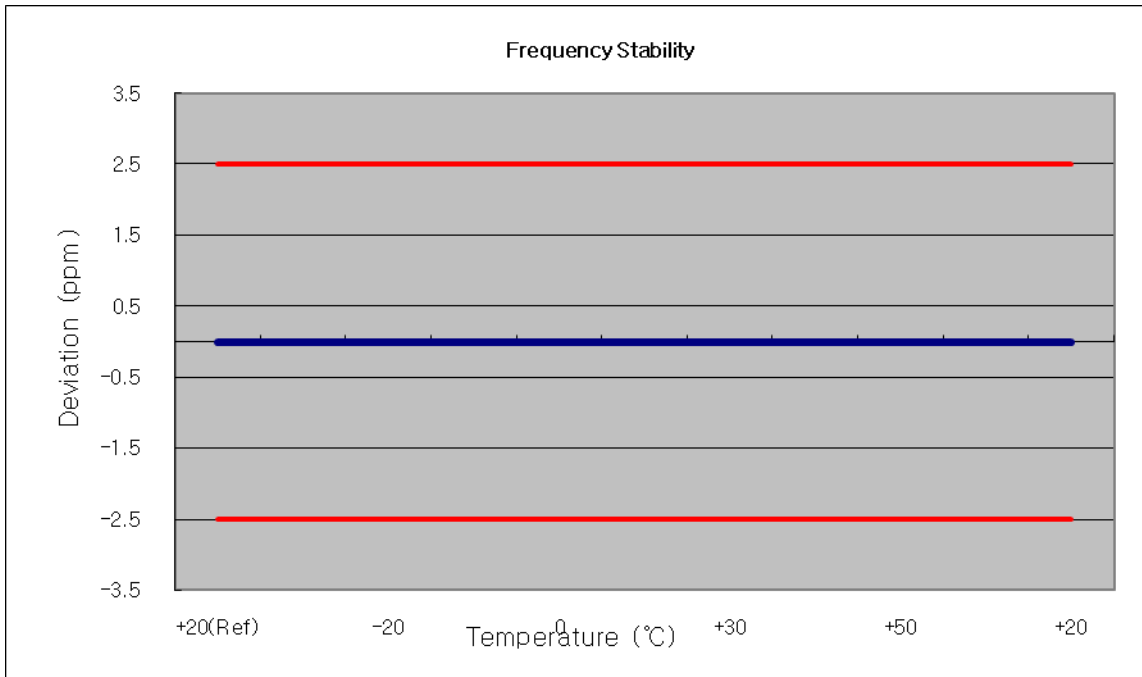
#### FCC CERTIFICATION REPORT

Test Report No. HCTR1304FR32	Date of Issue: April 25, 2013	EUT Type: 850/1900 GSM/GPRS and Cellular/PCS WCDMA/HSDPA/HSUPA Phone with Bluetooth v3.0 with EDR, WLAN 2.4GHz and Hotspot, EDGE Rx only	<a href="http://www.hct.co.kr">www.hct.co.kr</a> FCC ID: A3LGT18550L
---------------------------------	----------------------------------	--	--

### 7.7.2 FREQUENCY STABILITY (GSM1900)

- ▣ OPERATING FREQUENCY: 1880,000,000 Hz
- ▣ CHANNEL: 661
- ▣ REFERENCE VOLTAGE: 3.8 VDC
- ▣ DEVIATION LIMIT: ± 0.000 25 % or 2.5 ppm

Voltage (%)	Power (VDC)	Temp. (°C)	Frequency (Hz)	Frequency Error (Hz)	Deviation (%)	ppm
100%	3.800	+20(Ref)	1880 000 027	0	0.000 000	0.000
100%		-30	1879 999 998	-28.71	-0.000 002	-0.015
100%		-20	1880 000 001	-26.59	-0.000 001	-0.014
100%		-10	1879 999 996	-31.08	-0.000 002	-0.017
100%		0	1880 000 001	-26.50	-0.000 001	-0.014
100%		+10	1880 000 001	-25.77	-0.000 001	-0.014
100%		+30	1880 000 002	-25.07	-0.000 001	-0.013
100%		+40	1880 000 000	-27.17	-0.000 001	-0.014
100%		+50	1880 000 002	-25.08	-0.000 001	-0.013
115%	4.370	+20	1880 000 002	-24.98	-0.000 001	-0.013
Batt. Endpoint	3.500	+20	1880 000 002	-25.00	-0.000 001	-0.013



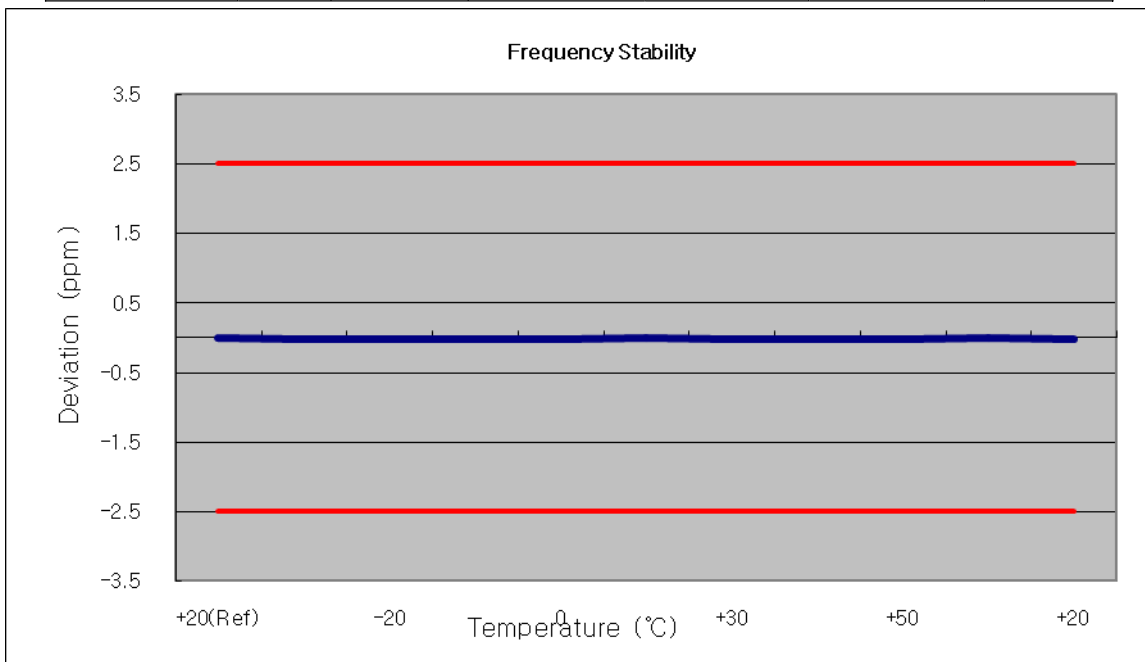
**FCC CERTIFICATION REPORT**

<b>Test Report No.</b> HCTR1304FR32	<b>Date of Issue:</b> April 25, 2013	<b>EUT Type:</b> 850/1900 GSM/GPRS and Cellular/PCS WCDMA/HSDPA/HSUPA Phone with Bluetooth v3.0 with EDR, WLAN 2.4GHz and Hotspot, EDGE Rx only	<a href="http://www.hct.co.kr">www.hct.co.kr</a> <b>FCC ID:</b> A3LGT18550L
--	---	---	---

### 7.7.3 FREQUENCY STABILITY (WCDMA850)

- OPERATING FREQUENCY: 836,600,000 Hz
- CHANNEL: 4183
- REFERENCE VOLTAGE: 3.8 VDC
- DEVIATION LIMIT: ± 0.000 25 % or 2.5 ppm

Voltage (%)	Power (VDC)	Temp. (°C)	Frequency (Hz)	Frequency Error (Hz)	Deviation (%)	ppm
100%	3.800	+20(Ref)	836 600 017	0	0.000 000	0.000
100%		-30	836 599 984	-15.95	-0.000 002	-0.019
100%		-20	836 599 988	-11.60	-0.000 001	-0.014
100%		-10	836 599 981	-18.97	-0.000 002	-0.023
100%		0	836 599 983	-17.16	-0.000 002	-0.021
100%		+10	836 599 989	-10.52	-0.000 001	-0.013
100%		+30	836 599 983	-16.53	-0.000 002	-0.020
100%		+40	836 599 987	-12.82	-0.000 002	-0.015
100%		+50	836 599 989	-10.75	-0.000 001	-0.013
115%	4.370	+20	836 599 991	-9.34	-0.000 001	-0.011
Batt. Endpoint	3.500	+20	836 599 986	-13.56	-0.000 002	-0.016



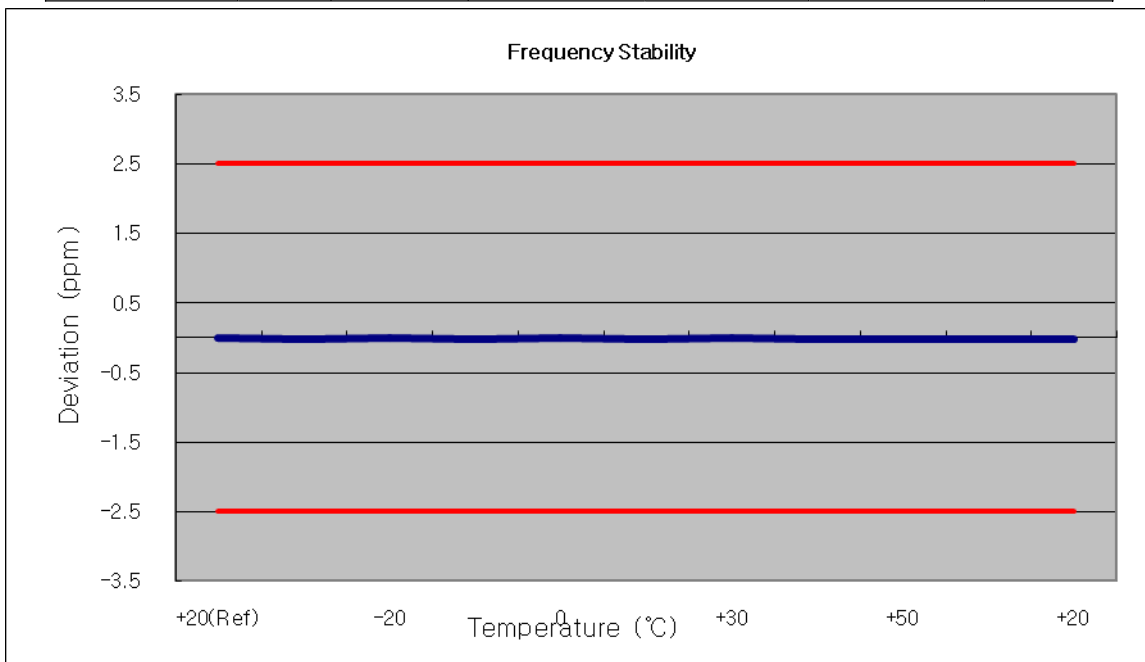
**FCC CERTIFICATION REPORT**

Test Report No. HCTR1304FR32	Date of Issue: April 25, 2013	EUT Type: 850/1900 GSM/GPRS and Cellular/PCS WCDMA/HSDPA/HSUPA Phone with Bluetooth v3.0 with EDR, WLAN 2.4GHz and Hotspot, EDGE Rx only	<a href="http://www.hct.co.kr">www.hct.co.kr</a> <b>FCC ID:</b> A3LGTI8550L
---------------------------------	----------------------------------	--	---

### 7.7.4 FREQUENCY STABILITY (WCDMA1900)

- OPERATING FREQUENCY: 1,880,000,000 Hz
- CHANNEL: 9400
- REFERENCE VOLTAGE: 3.8 VDC
- DEVIATION LIM IT: ± 0.000 25 % or 2.5 ppm

Voltage (%)	Power (VDC)	Temp. (°C)	Frequency (Hz)	Frequency Error (Hz)	Deviation (%)	ppm
100%	3.800	+20(Ref)	1880 000 029	0	0.000 000	0.000
100%		-30	1879 999 969	-30.98	-0.000 002	-0.016
100%		-20	1879 999 976	-23.90	-0.000 001	-0.013
100%		-10	1879 999 972	-27.71	-0.000 001	-0.015
100%		0	1879 999 978	-22.11	-0.000 001	-0.012
100%		+10	1879 999 972	-28.02	-0.000 001	-0.015
100%		+30	1879 999 978	-21.56	-0.000 001	-0.011
100%		+40	1879 999 970	-29.79	-0.000 002	-0.016
100%		+50	1879 999 974	-26.39	-0.000 001	-0.014
115%	4.370	+20	1879 999 971	-28.64	-0.000 002	-0.015
Batt. Endpoint	3.500	+20	1879 999 967	-33.26	-0.000 002	-0.018



**FCC CERTIFICATION REPORT**

<b>Test Report No.</b> HCTR1304FR32	<b>Date of Issue:</b> April 25, 2013	<b>EUT Type:</b> 850/1900 GSM/GPRS and Cellular/PCS WCDMA/HSDPA/HSUPA Phone with Bluetooth v3.0 with EDR, WLAN 2.4GHz and Hotspot, EDGE Rx only	<a href="http://www.hct.co.kr">www.hct.co.kr</a> <b>FCC ID:</b> A3LGT18550L
--	---	---	---



## 8. TEST PLOTS

FCC CERTIFICATION REPORT

[www.hct.co.kr](http://www.hct.co.kr)

**Test Report No.**  
HCTR1304FR32

**Date of Issue:**  
April 25, 2013

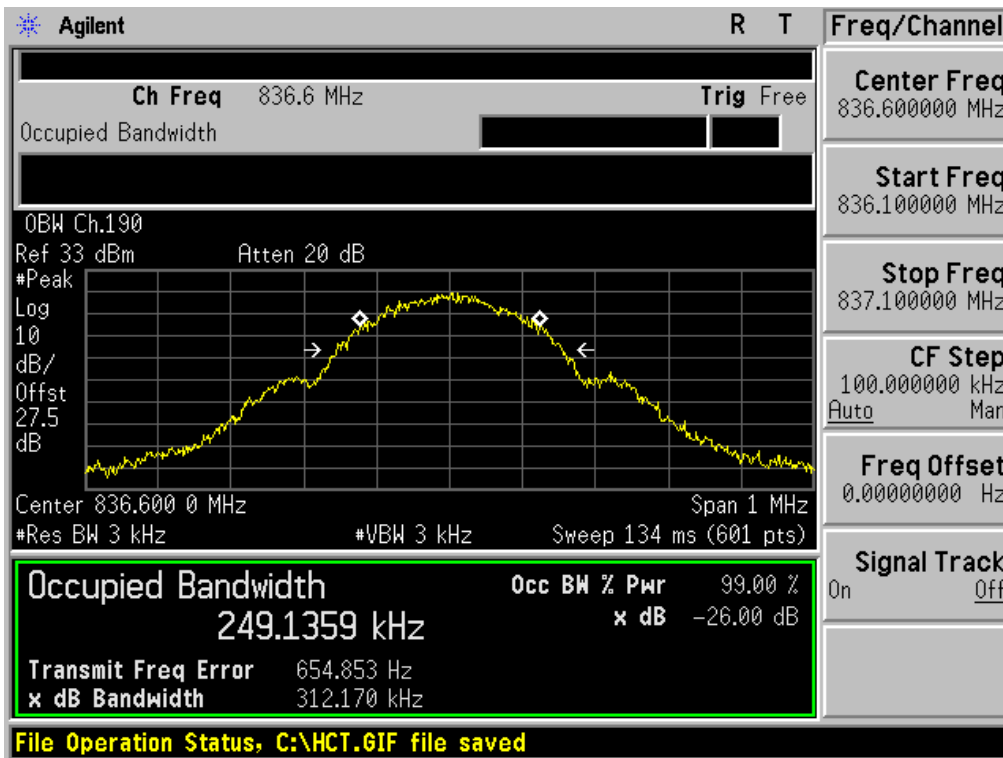
**EUT Type:** 850/1900 GSM/GPRS and Cellular/PCS WCDMA/HSDPA/HSUPA Phone with Bluetooth v3.0 with EDR, WLAN 2.4GHz and Hotspot, EDGE Rx only

**FCC ID:**  
A3LGT18550L

■ GSM850 MODE (128 CH.) Occupied Bandwidth



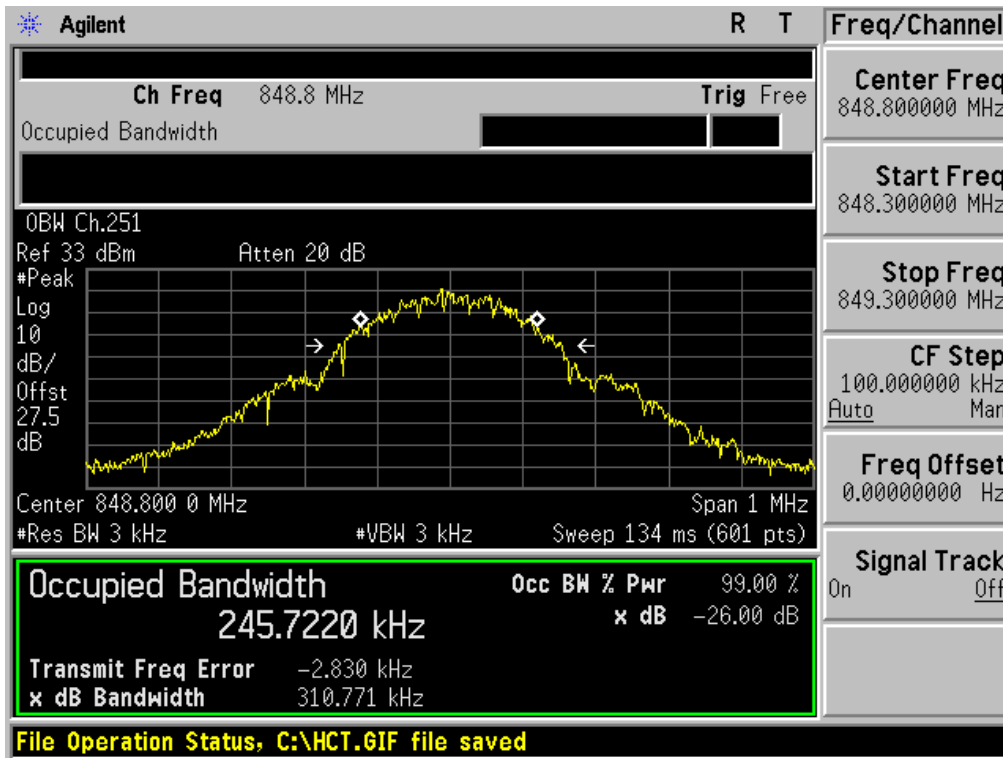
■ GSM850 MODE (190 CH.) Occupied Bandwidth



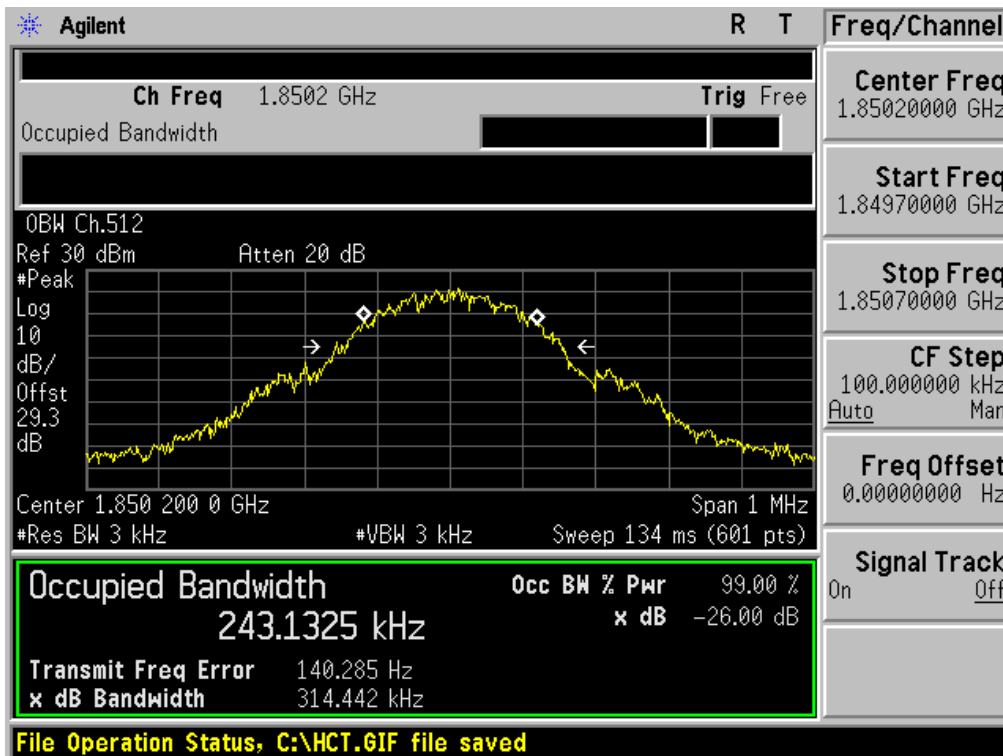
FCC CERTIFICATION REPORT

Test Report No. HCTR1304FR32	Date of Issue: April 25, 2013	EUT Type: 850/1900 GSM/GPRS and Cellular/PCS WCDMA/HSDPA/HSUPA Phone with Bluetooth v3.0 with EDR, WLAN 2.4GHz and Hotspot, EDGE Rx only	<a href="http://www.hct.co.kr">www.hct.co.kr</a> FCC ID: A3LGT18550L
---------------------------------	----------------------------------	--	--

■ GSM850 MODE (251 CH.) Occupied Bandwidth



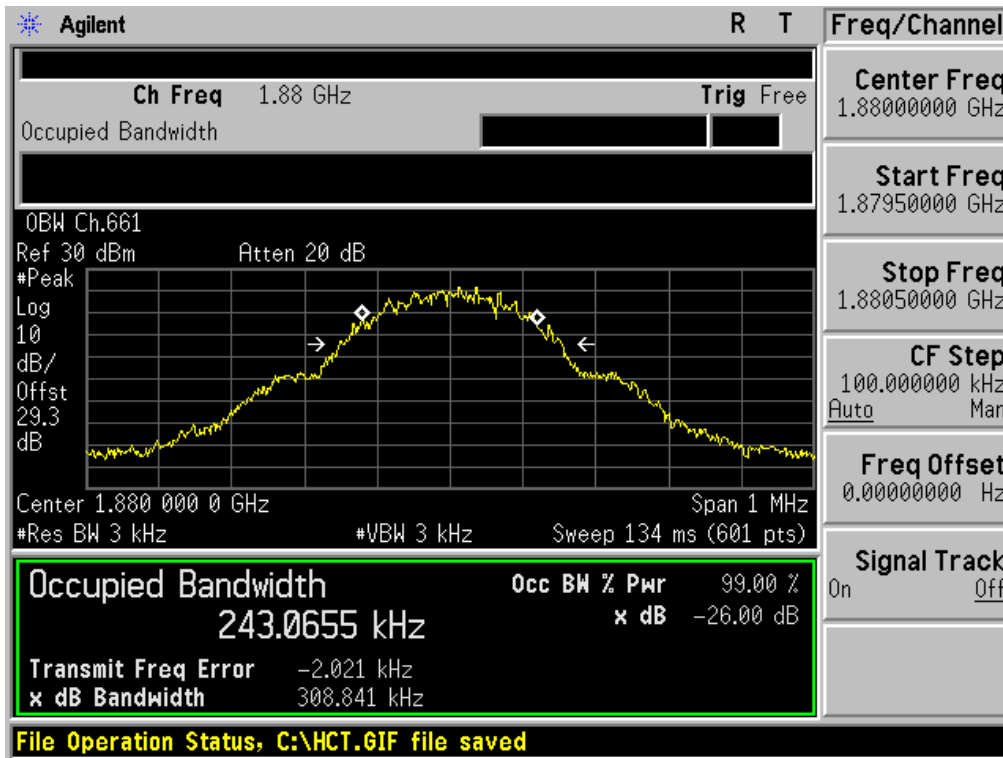
■ GSM1900 MODE (512 CH.) Occupied Bandwidth



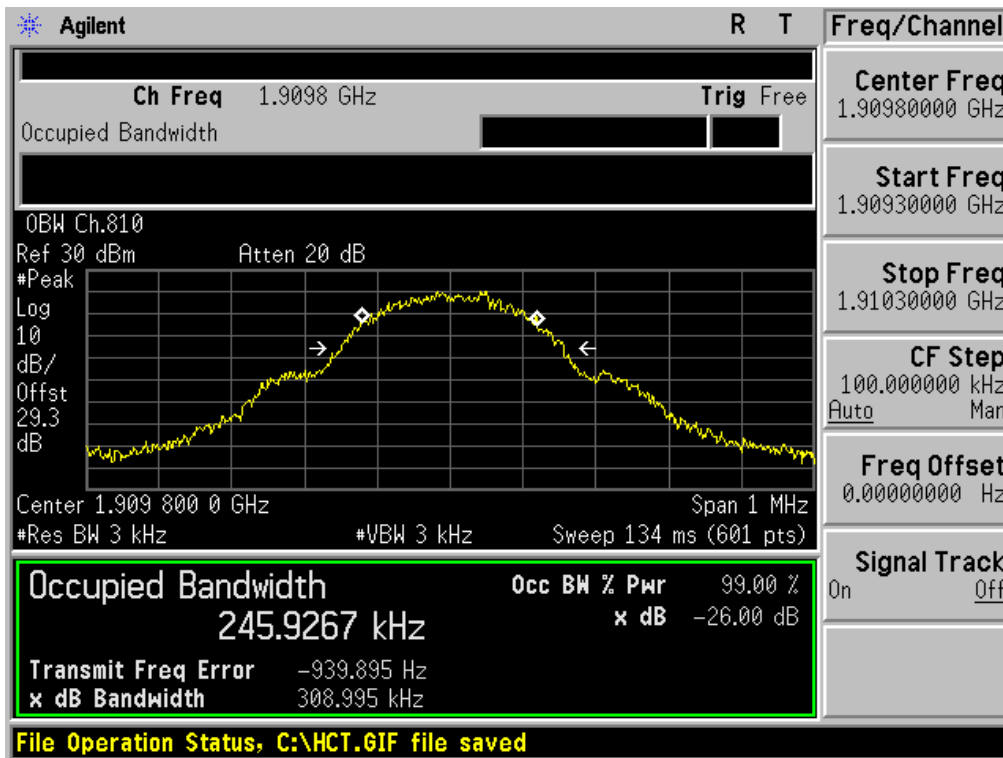
FCC CERTIFICATION REPORT

Test Report No. HCTR1304FR32	Date of Issue: April 25, 2013	EUT Type: 850/1900 GSM/GPRS and Cellular/PCS WCDMA/HSDPA/HSUPA Phone with Bluetooth v3.0 with EDR, WLAN 2.4GHz and Hotspot, EDGE Rx only	<a href="http://www.hct.co.kr">www.hct.co.kr</a> FCC ID: A3LGT18550L
---------------------------------	----------------------------------	--	--

■ GSM1900 MODE (661 CH.) Occupied Bandwidth



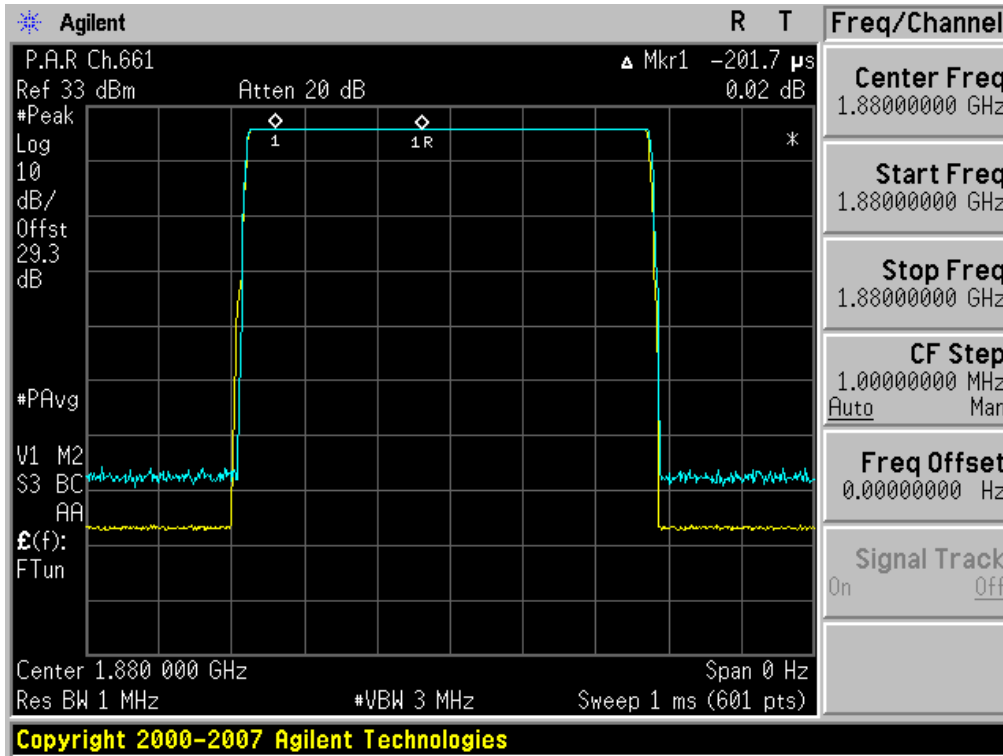
■ GSM1900 MODE (810 CH.) Occupied Bandwidth



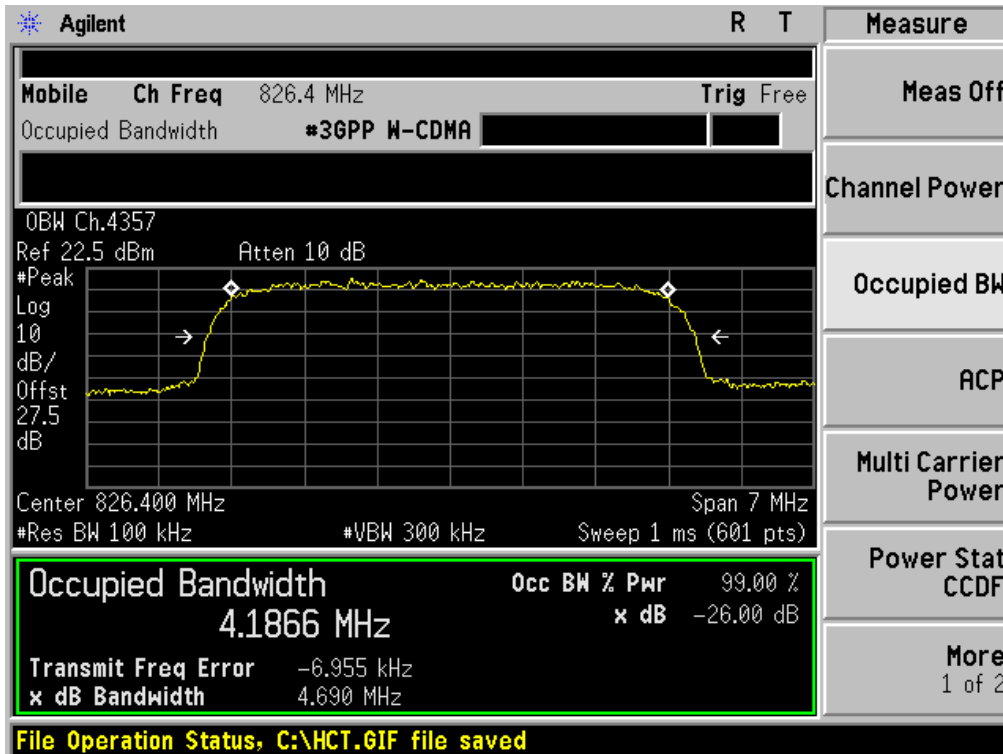
FCC CERTIFICATION REPORT

Test Report No. HCTR1304FR32	Date of Issue: April 25, 2013	EUT Type: 850/1900 GSM/GPRS and Cellular/PCS WCDMA/HSDPA/HSUPA Phone with Bluetooth v3.0 with EDR, WLAN 2.4GHz and Hotspot, EDGE Rx only	<a href="http://www.hct.co.kr">www.hct.co.kr</a> FCC ID: A3LGT18550L
---------------------------------	----------------------------------	--	--

■ GSM1900 MODE (661 CH.) Peak-to-Average Ratio



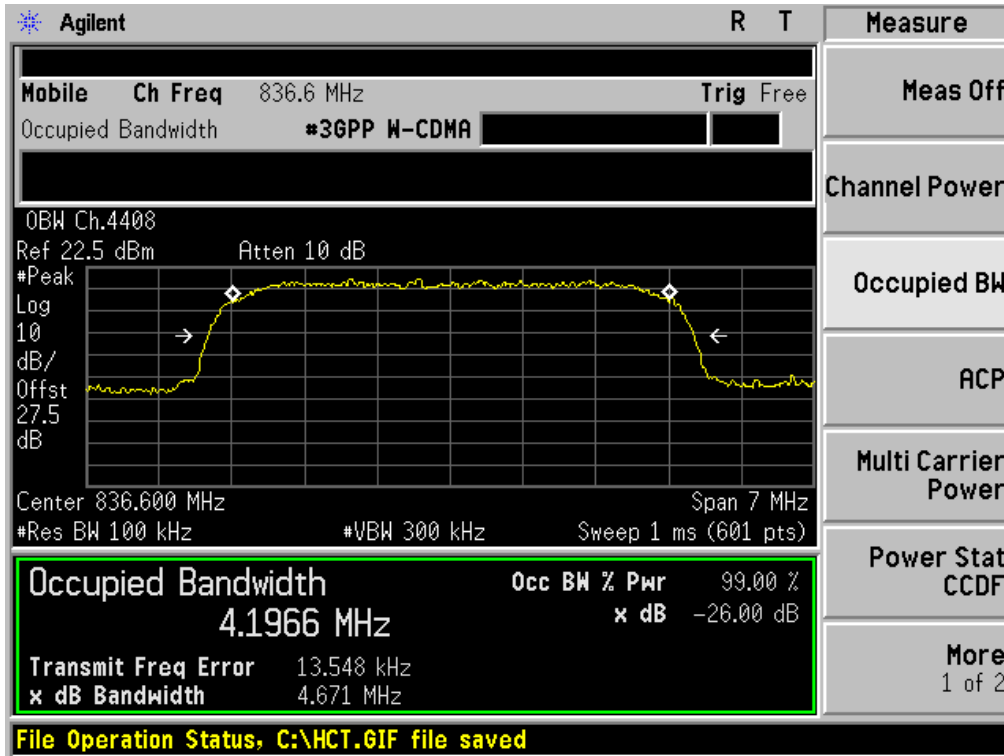
■ WCDMA850 MODE (4132 CH.) Occupied Bandwidth



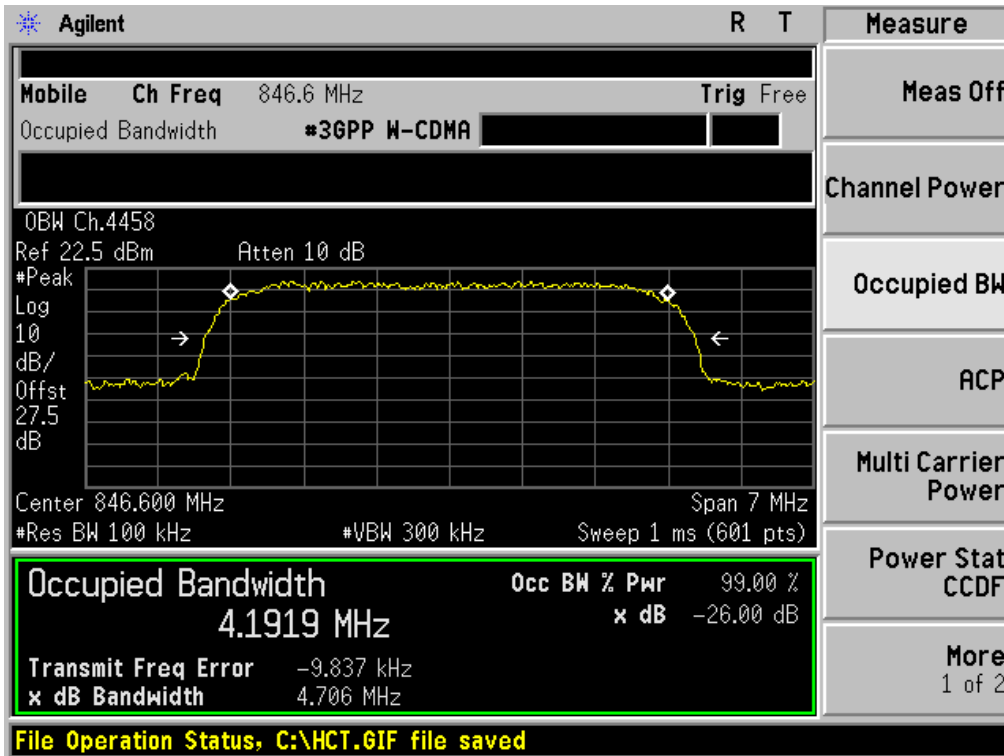
FCC CERTIFICATION REPORT

Test Report No. HCTR1304FR32	Date of Issue: April 25, 2013	EUT Type: 850/1900 GSM/GPRS and Cellular/PCS WCDMA/HSDPA/HSUPA Phone with Bluetooth v3.0 with EDR, WLAN 2.4GHz and Hotspot, EDGE Rx only	<a href="http://www.hct.co.kr">www.hct.co.kr</a> FCC ID: A3LGT18550L
---------------------------------	----------------------------------	--	--

■ WCDMA850 MODE (4183 CH.) Occupied Bandwidth



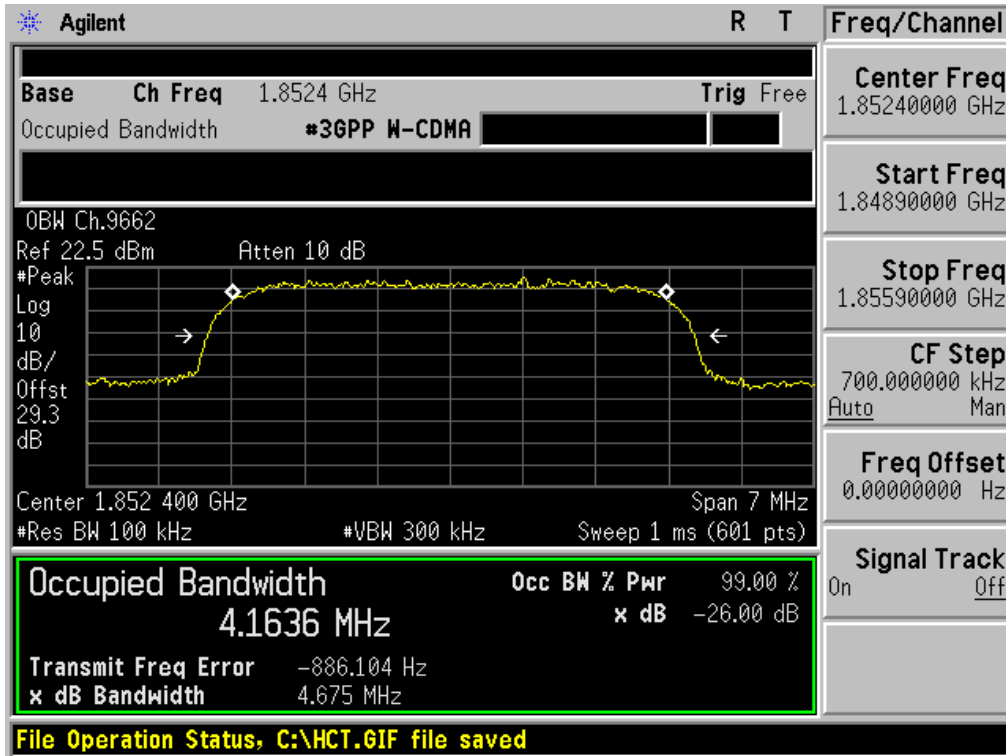
■ WCDMA850MODE (4233 CH.) Occupied Bandwidth



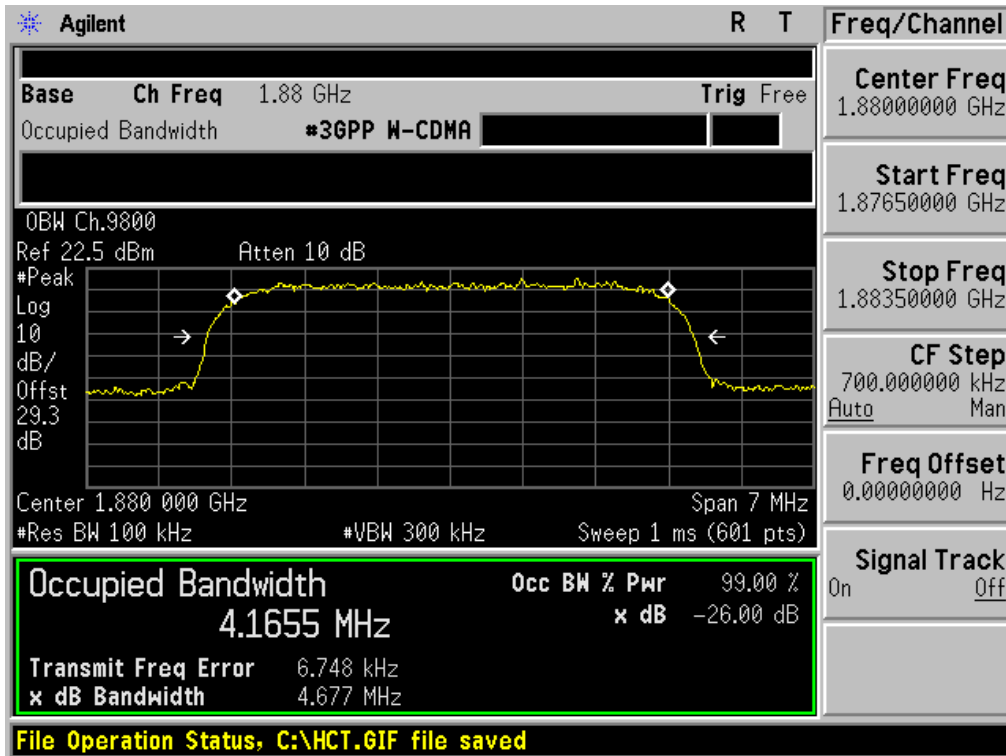
FCC CERTIFICATION REPORT

Test Report No. HCTR1304FR32	Date of Issue: April 25, 2013	EUT Type: 850/1900 GSM/GPRS and Cellular/PCS WCDMA/HSDPA/HSUPA Phone with Bluetooth v3.0 with EDR, WLAN 2.4GHz and Hotspot, EDGE Rx only	<a href="http://www.hct.co.kr">www.hct.co.kr</a> FCC ID: A3LGT18550L
---------------------------------	----------------------------------	--	--

■ WCDMA1900 MODE (9262 CH.) Occupied Bandwidth



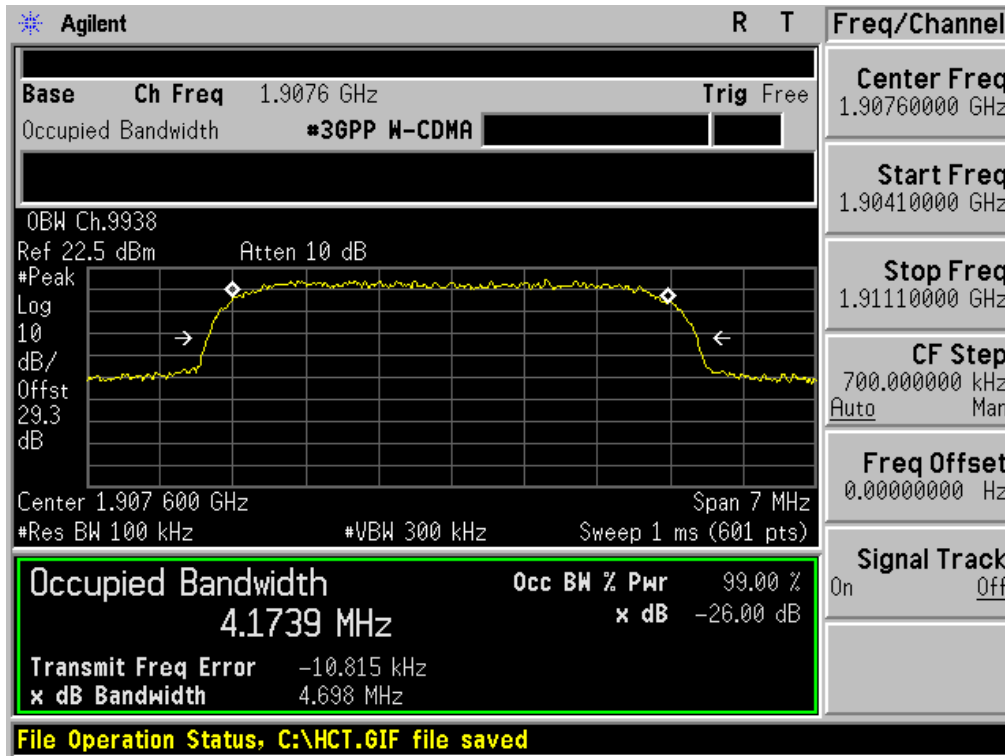
■ WCDMA1900 MODE (9400 CH.) Occupied Bandwidth



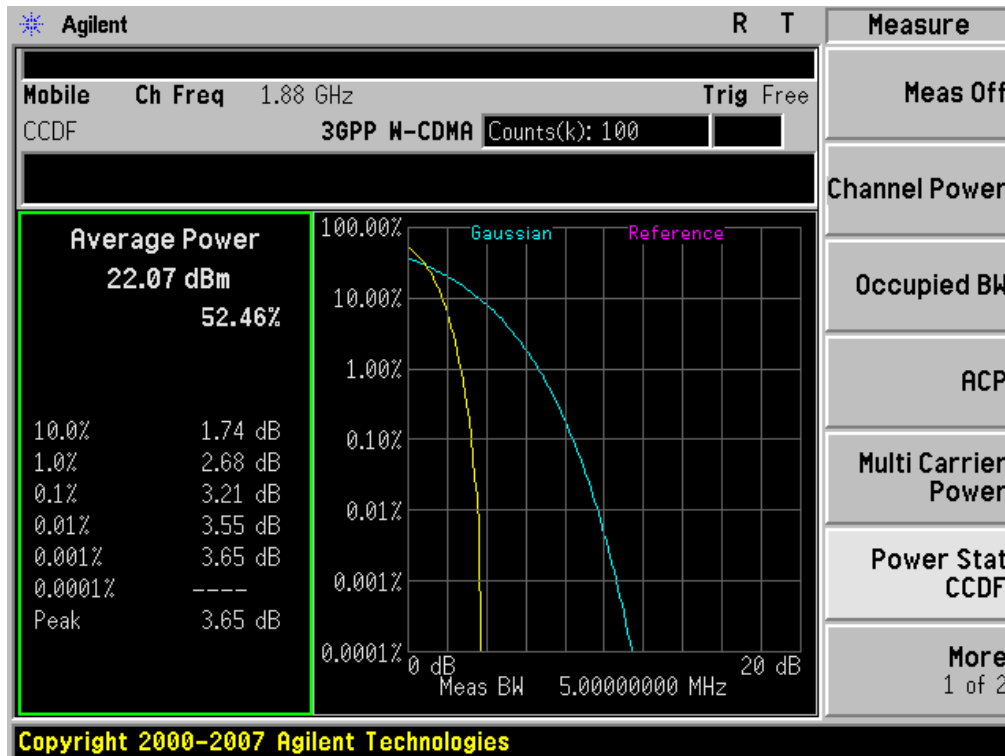
FCC CERTIFICATION REPORT

Test Report No. HCTR1304FR32	Date of Issue: April 25, 2013	EUT Type: 850/1900 GSM/GPRS and Cellular/PCS WCDMA/HSDPA/HSUPA Phone with Bluetooth v3.0 with EDR, WLAN 2.4GHz and Hotspot, EDGE Rx only	<a href="http://www.hct.co.kr">www.hct.co.kr</a> FCC ID: A3LGT18550L
---------------------------------	----------------------------------	--	--

■ WCDMA1900 MODE (9538 CH.) Occupied Bandwidth



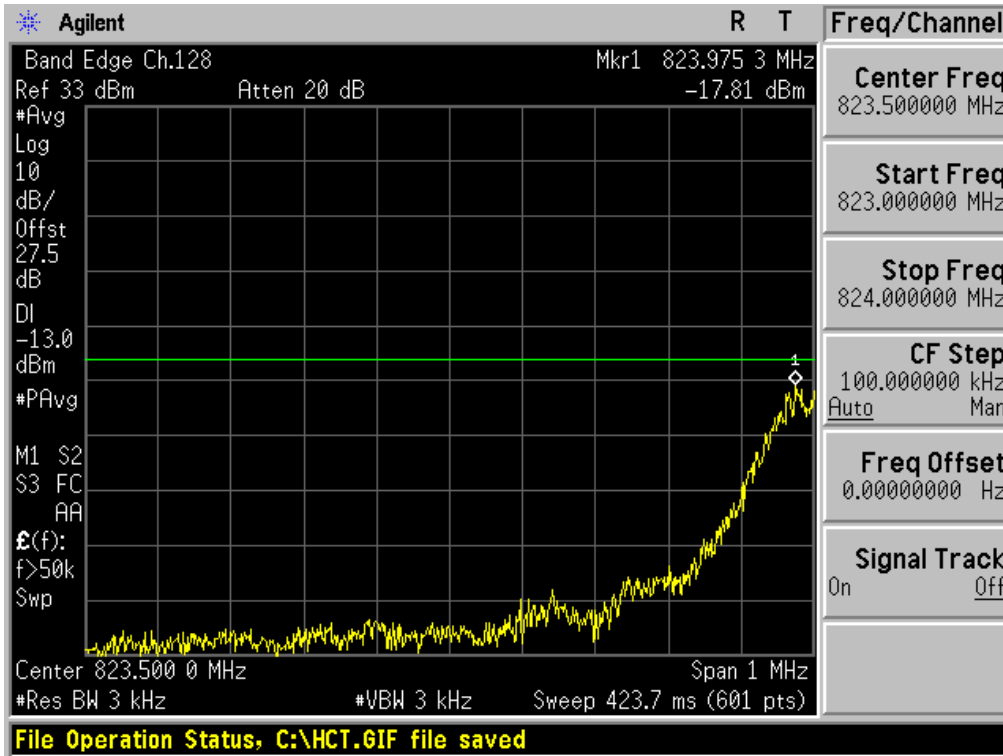
■ WCDMA1900 MODE (9400 CH.) Peak-to-Average Ratio



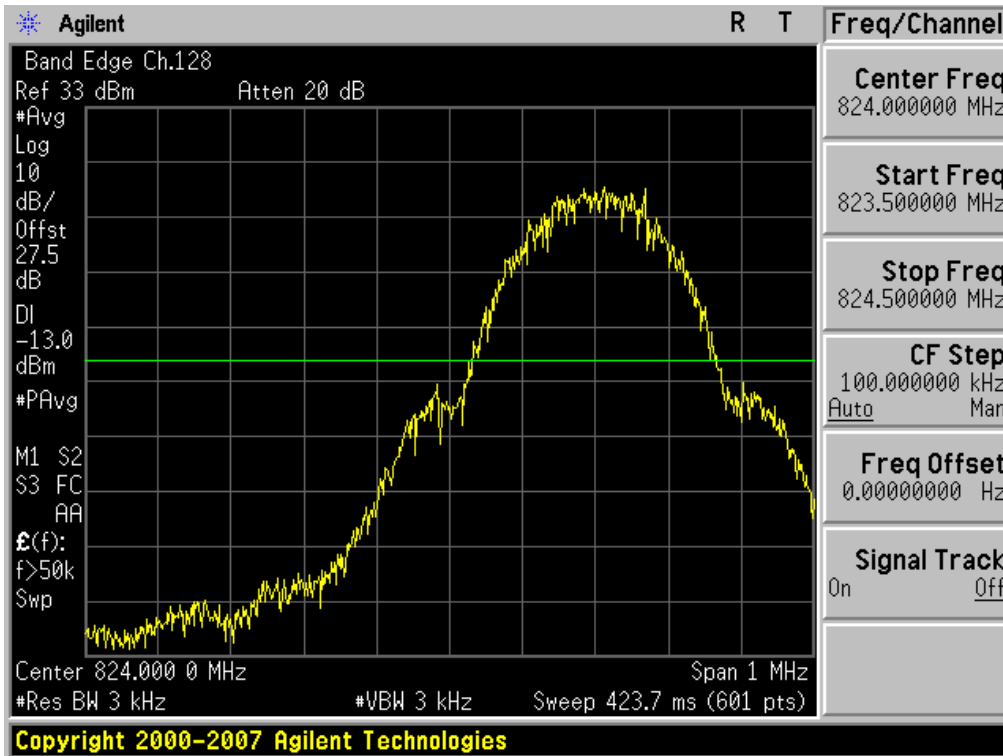
FCC CERTIFICATION REPORT

Test Report No. HCTR1304FR32	Date of Issue: April 25, 2013	EUT Type: 850/1900 GSM/GPRS and Cellular/PCS WCDMA/HSDPA/HSUPA Phone with Bluetooth v3.0 with EDR, WLAN 2.4GHz and Hotspot, EDGE Rx only	www.hct.co.kr FCC ID: A3LGT18550L
---------------------------------	----------------------------------	--	---

■ GSM850 MODE (128 CH.) Block Edge 1



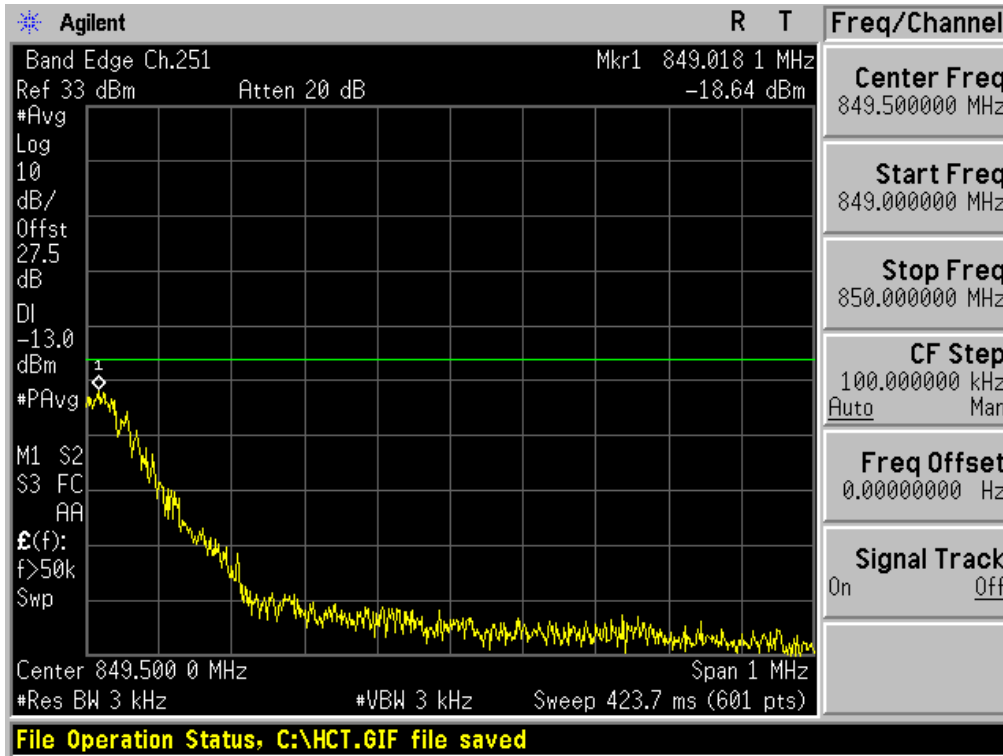
■ GSM850 MODE (128 CH.) Block Edge 2



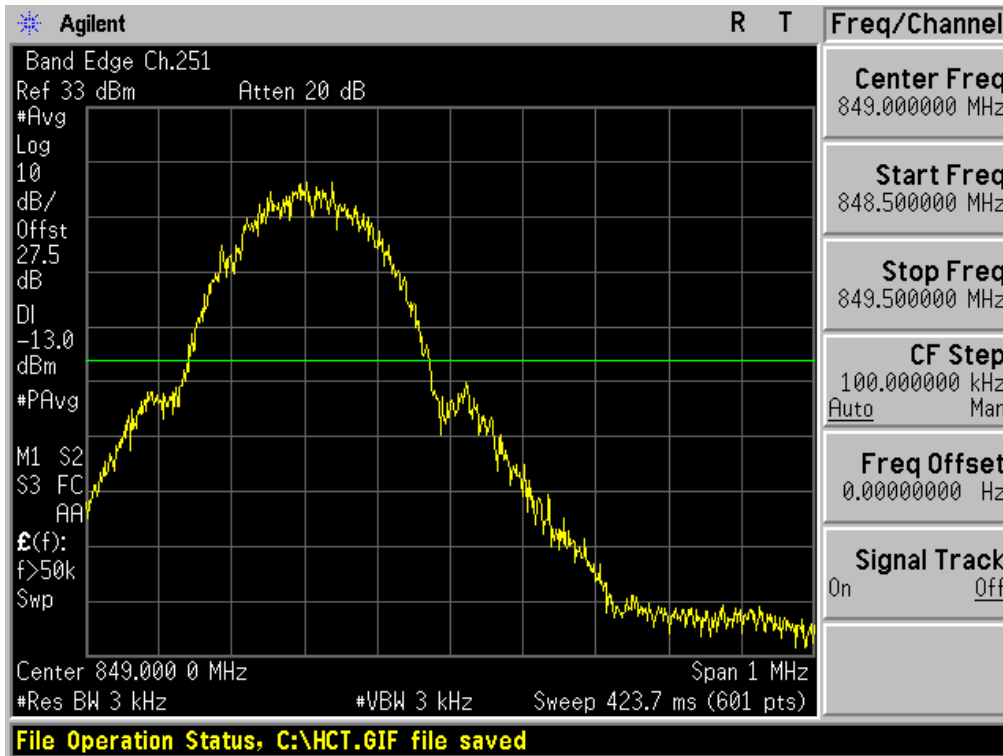
FCC CERTIFICATION REPORT

Test Report No. HCTR1304FR32	Date of Issue: April 25, 2013	EUT Type: 850/1900 GSM/GPRS and Cellular/PCS WCDMA/HSDPA/HSUPA Phone with Bluetooth v3.0 with EDR, WLAN 2.4GHz and Hotspot, EDGE Rx only	<a href="http://www.hct.co.kr">www.hct.co.kr</a> FCC ID: A3LGT18550L
---------------------------------	----------------------------------	--	--

■ GSM850 MODE (251 CH.) Block Edge 1



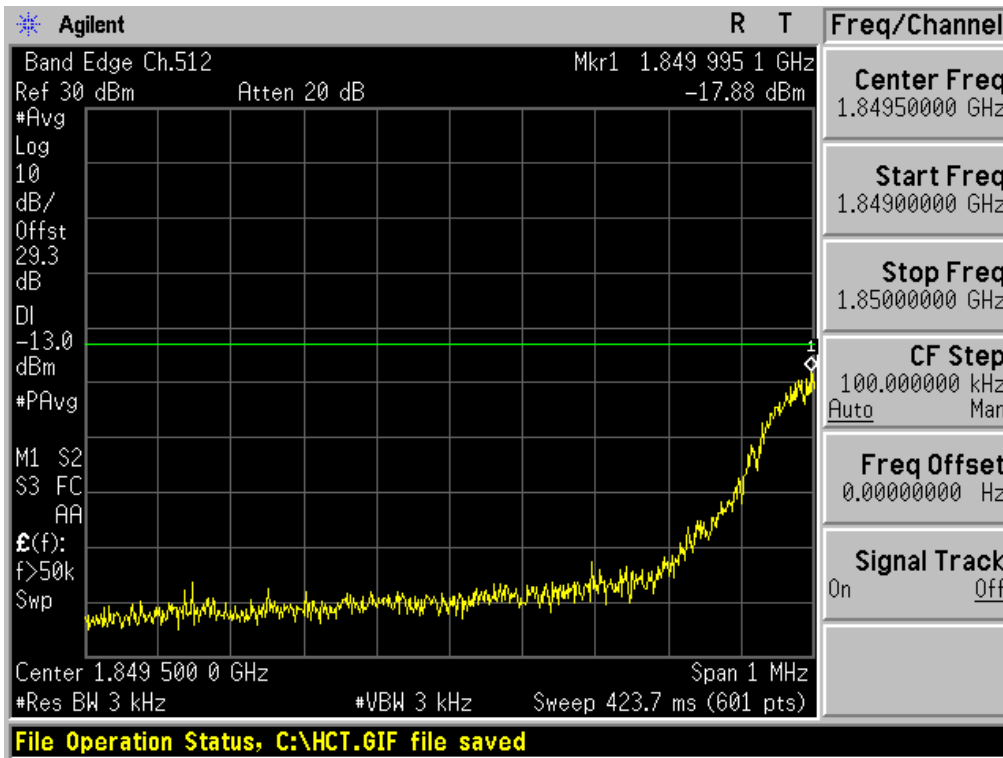
■ GSM850 MODE (251 CH.) Block Edge 2



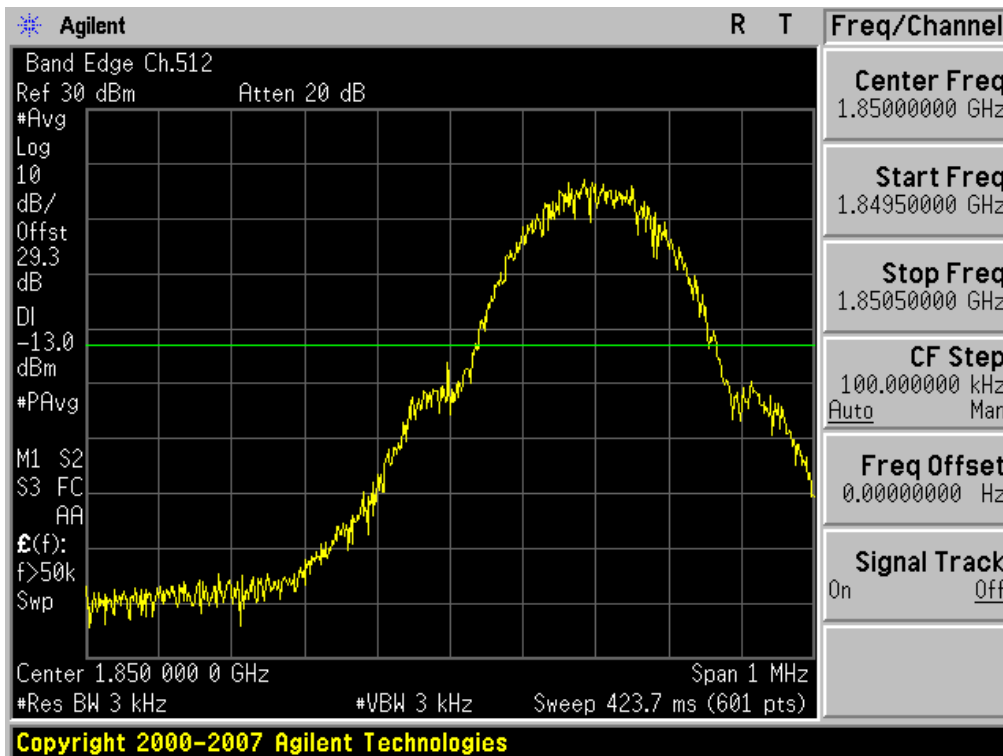
FCC CERTIFICATION REPORT

Test Report No. HCTR1304FR32	Date of Issue: April 25, 2013	EUT Type: 850/1900 GSM/GPRS and Cellular/PCS WCDMA/HSDPA/HSUPA Phone with Bluetooth v3.0 with EDR, WLAN 2.4GHz and Hotspot, EDGE Rx only	<a href="http://www.hct.co.kr">www.hct.co.kr</a> FCC ID: A3LGT18550L
---------------------------------	----------------------------------	--	--

■ GSM1900 MODE (512 CH.) Block Edge 1



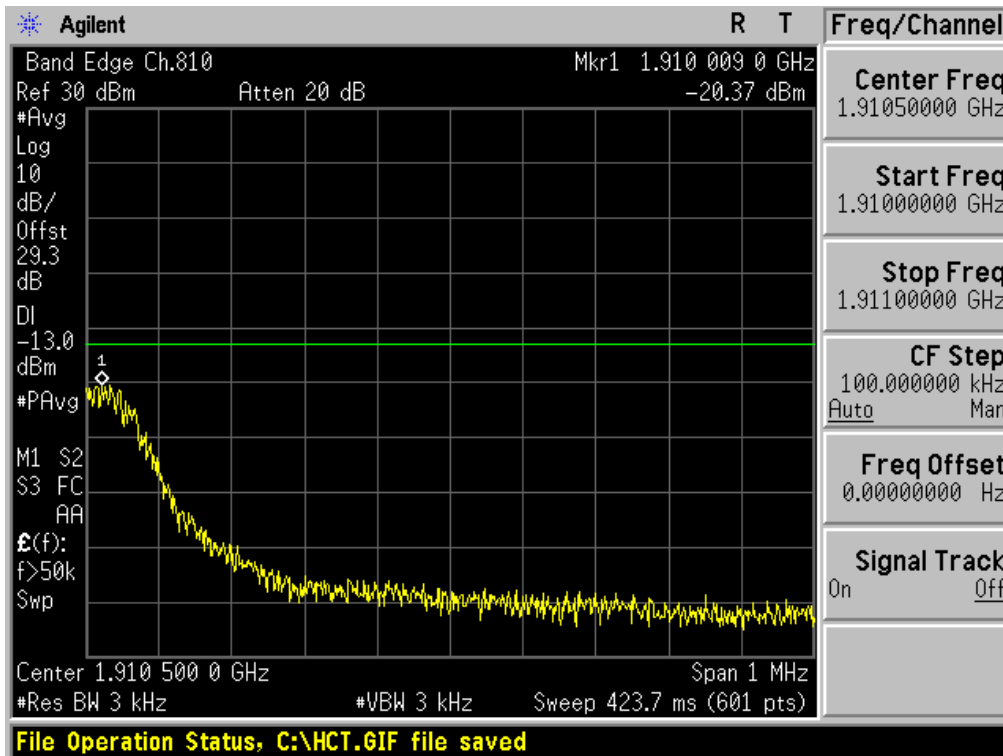
■ GSM1900 MODE (512 CH.) Block Edge 2



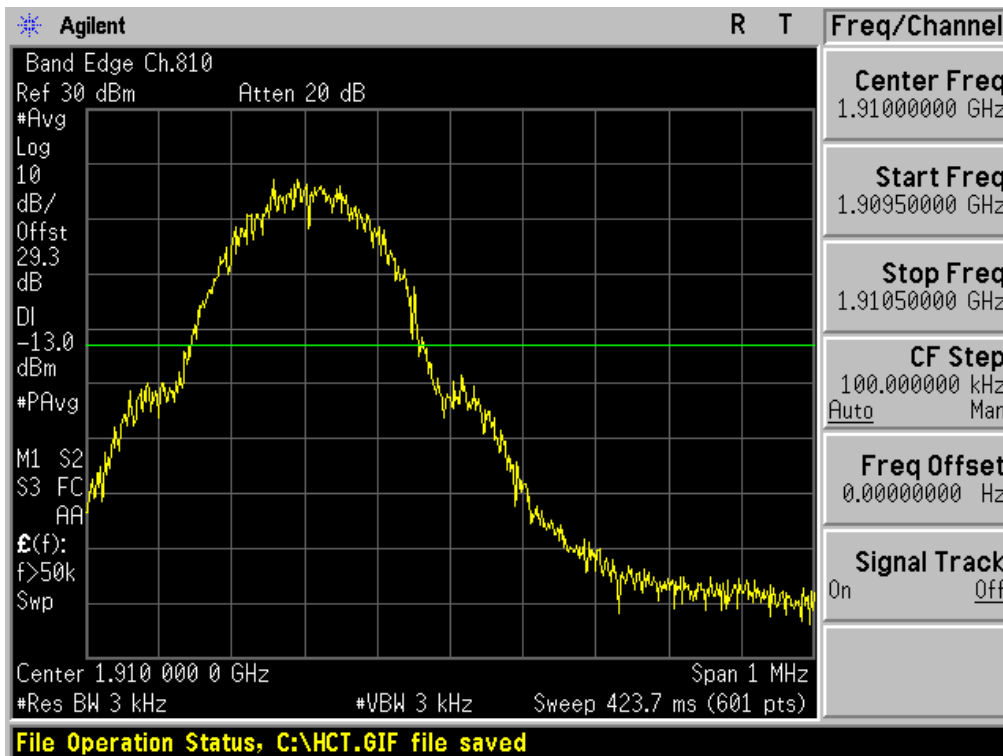
FCC CERTIFICATION REPORT

Test Report No. HCTR1304FR32	Date of Issue: April 25, 2013	EUT Type: 850/1900 GSM/GPRS and Cellular/PCS WCDMA/HSDPA/HSUPA Phone with Bluetooth v3.0 with EDR, WLAN 2.4GHz and Hotspot, EDGE Rx only	<a href="http://www.hct.co.kr">www.hct.co.kr</a> FCC ID: A3LGT18550L
---------------------------------	----------------------------------	--	--

■ GSM1900 MODE (810 CH.) Block Edge 1



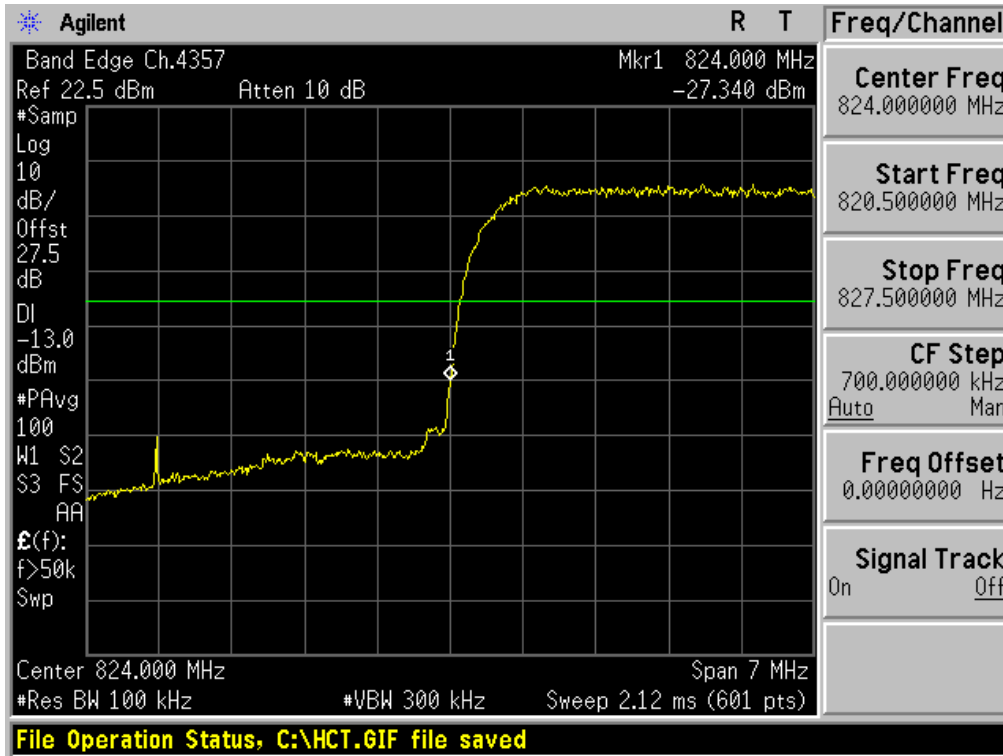
■ GSM1900 MODE (810 CH.) Block Edge 2



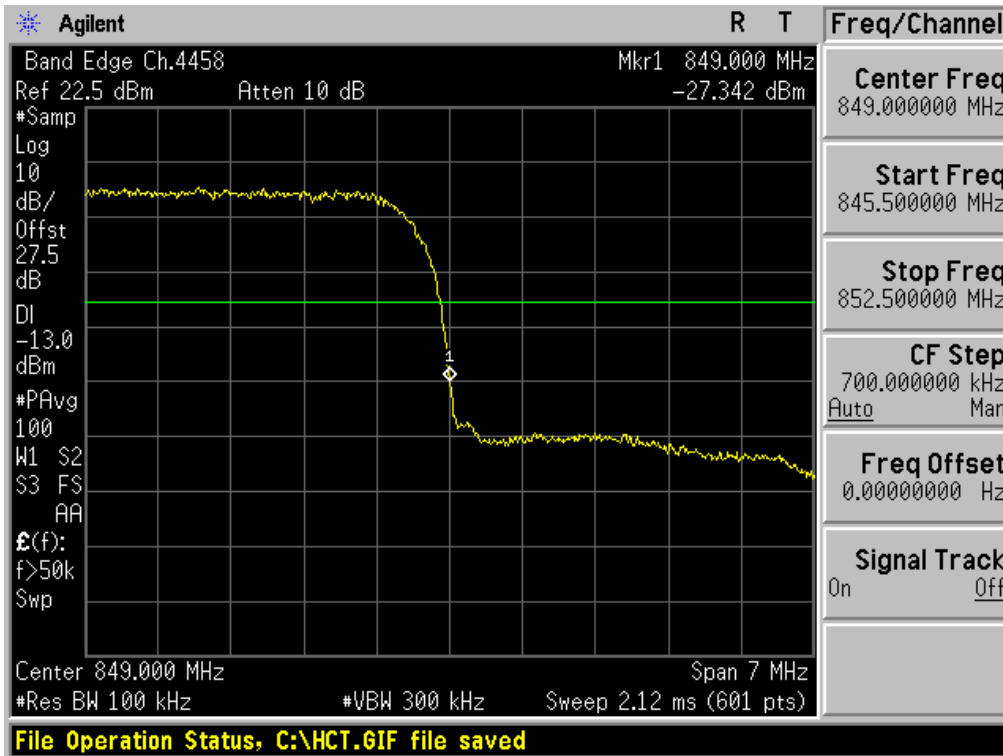
FCC CERTIFICATION REPORT

Test Report No. HCTR1304FR32	Date of Issue: April 25, 2013	EUT Type: 850/1900 GSM/GPRS and Cellular/PCS WCDMA/HSDPA/HSUPA Phone with Bluetooth v3.0 with EDR, WLAN 2.4GHz and Hotspot, EDGE Rx only	<a href="http://www.hct.co.kr">www.hct.co.kr</a> FCC ID: A3LGT18550L
---------------------------------	----------------------------------	--	--

■ WCDMA850 MODE (4132 CH.) Block Edge



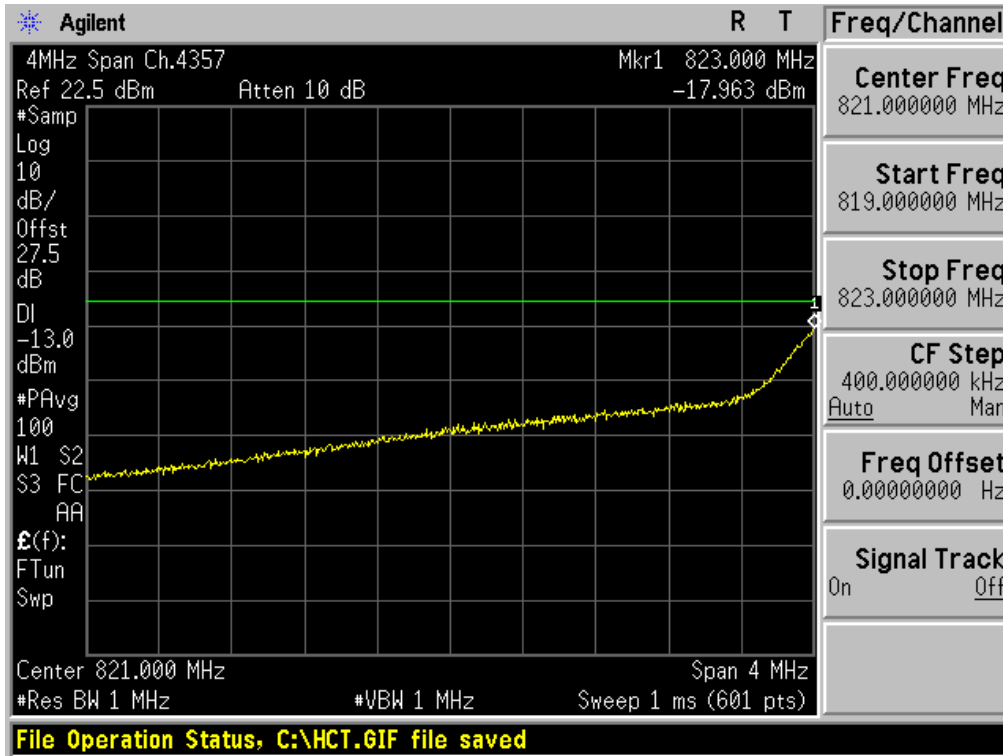
■ WCDMA850MODE (4233 CH.) Block Edge



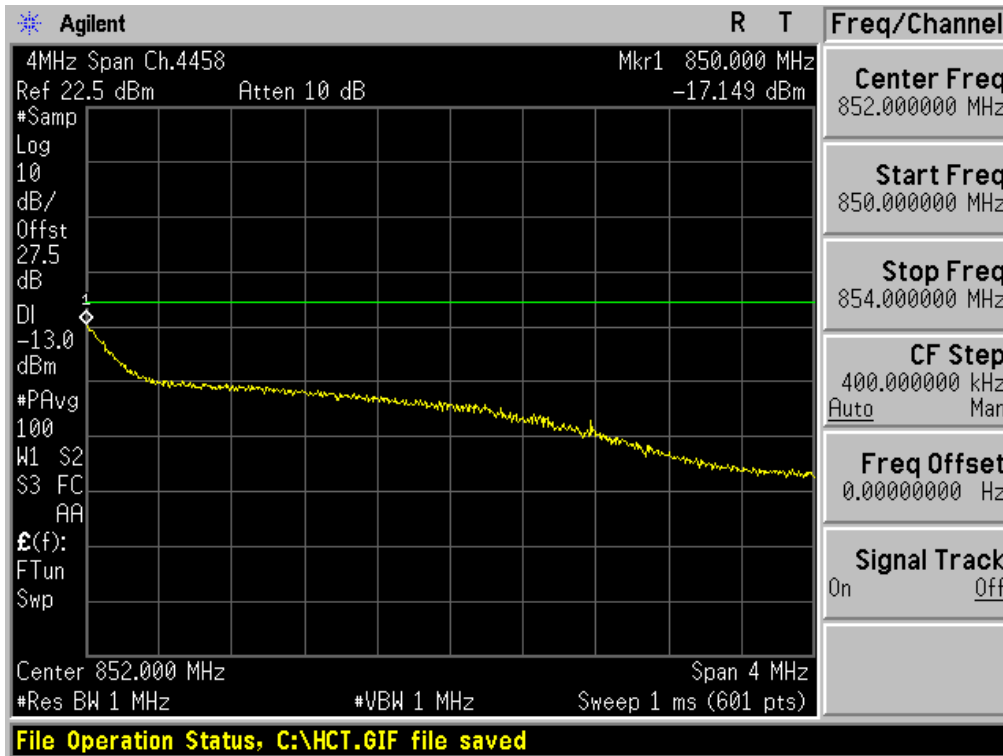
FCC CERTIFICATION REPORT

Test Report No. HCTR1304FR32	Date of Issue: April 25, 2013	EUT Type: 850/1900 GSM/GPRS and Cellular/PCS WCDMA/HSDPA/HSUPA Phone with Bluetooth v3.0 with EDR, WLAN 2.4GHz and Hotspot, EDGE Rx only	<a href="http://www.hct.co.kr">www.hct.co.kr</a> FCC ID: A3LGT18550L
---------------------------------	----------------------------------	--	--

■ WCDMA850 MODE (4132 CH.) – 4 MHz Span



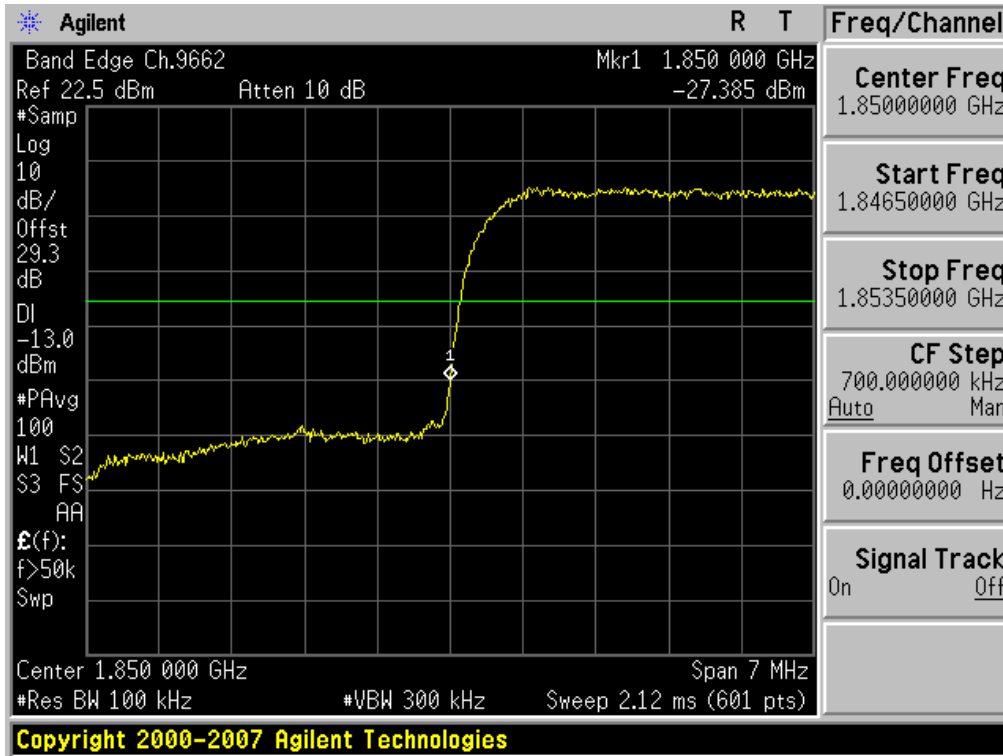
■ WCDMA850MODE (4233 CH.) – 4 MHz Span



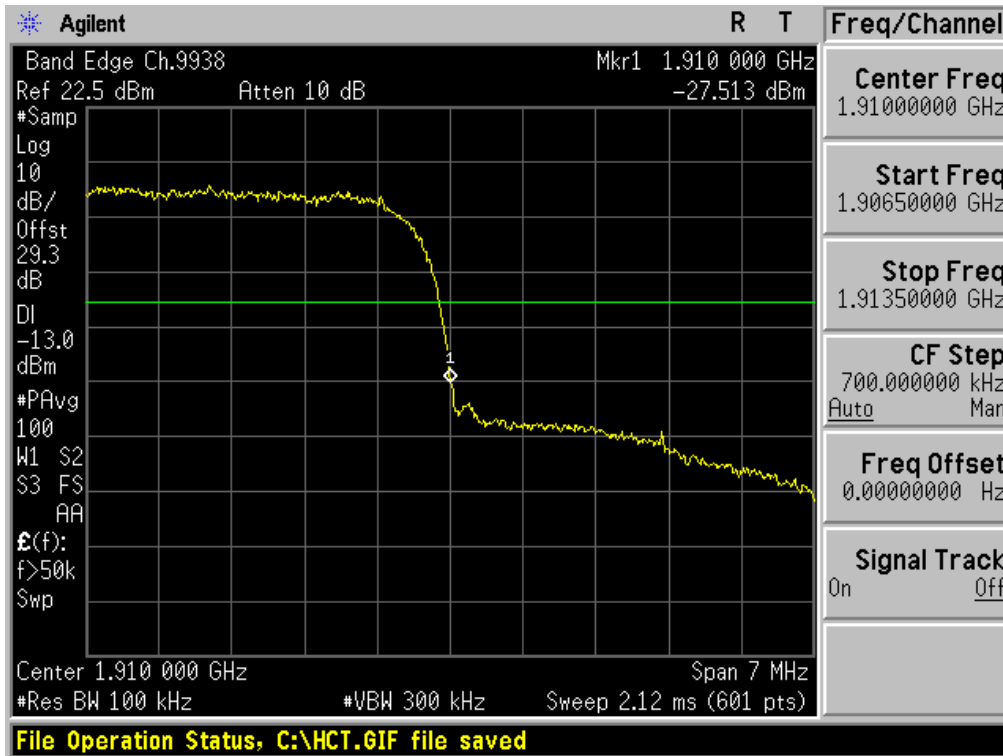
FCC CERTIFICATION REPORT

Test Report No. HCTR1304FR32	Date of Issue: April 25, 2013	EUT Type: 850/1900 GSM/GPRS and Cellular/PCS WCDMA/HSDPA/HSUPA Phone with Bluetooth v3.0 with EDR, WLAN 2.4GHz and Hotspot, EDGE Rx only	<a href="http://www.hct.co.kr">www.hct.co.kr</a> FCC ID: A3LGT18550L
---------------------------------	----------------------------------	--	--

■ WCDMA1900 MODE (9262 CH.) Block Edge



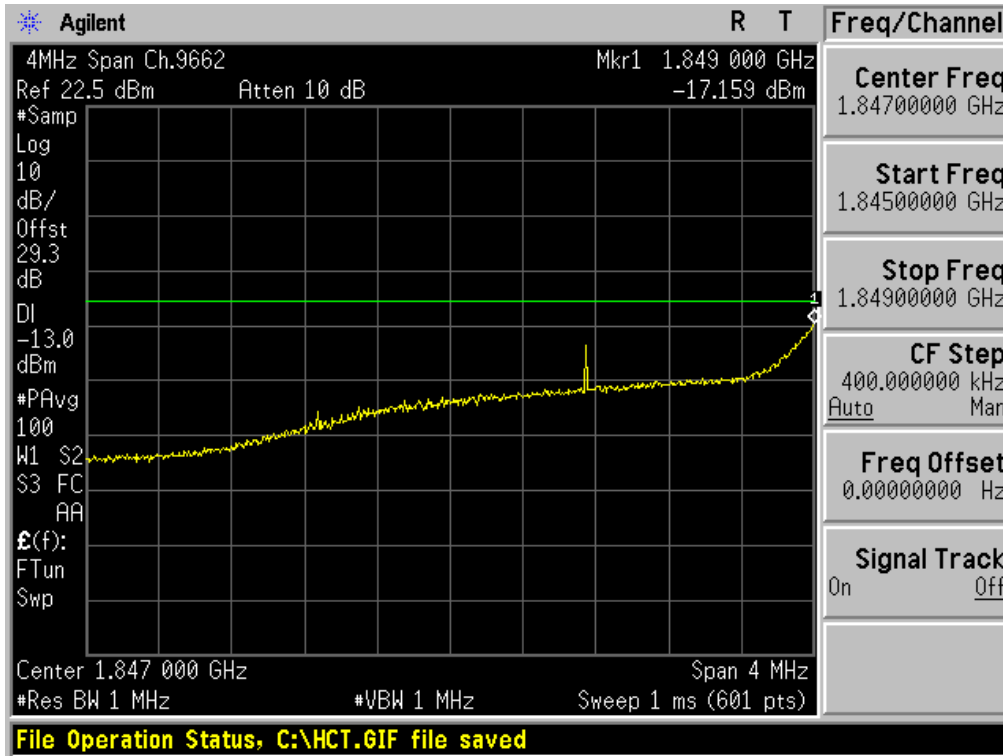
■ WCDMA1900 MODE (9538 CH.) Block Edge



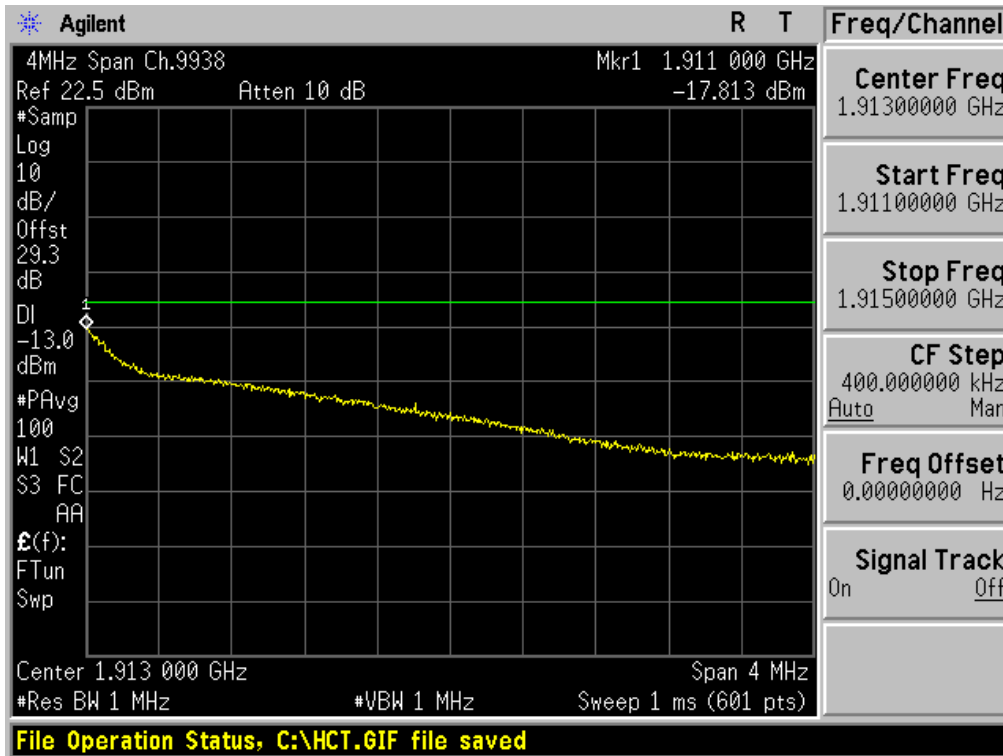
FCC CERTIFICATION REPORT

Test Report No. HCTR1304FR32	Date of Issue: April 25, 2013	EUT Type: 850/1900 GSM/GPRS and Cellular/PCS WCDMA/HSDPA/HSUPA Phone with Bluetooth v3.0 with EDR, WLAN 2.4GHz and Hotspot, EDGE Rx only	<a href="http://www.hct.co.kr">www.hct.co.kr</a> FCC ID: A3LGT18550L
---------------------------------	----------------------------------	--	--

■ WCDMA1900 MODE (9262 CH.) – 4 MHz Span



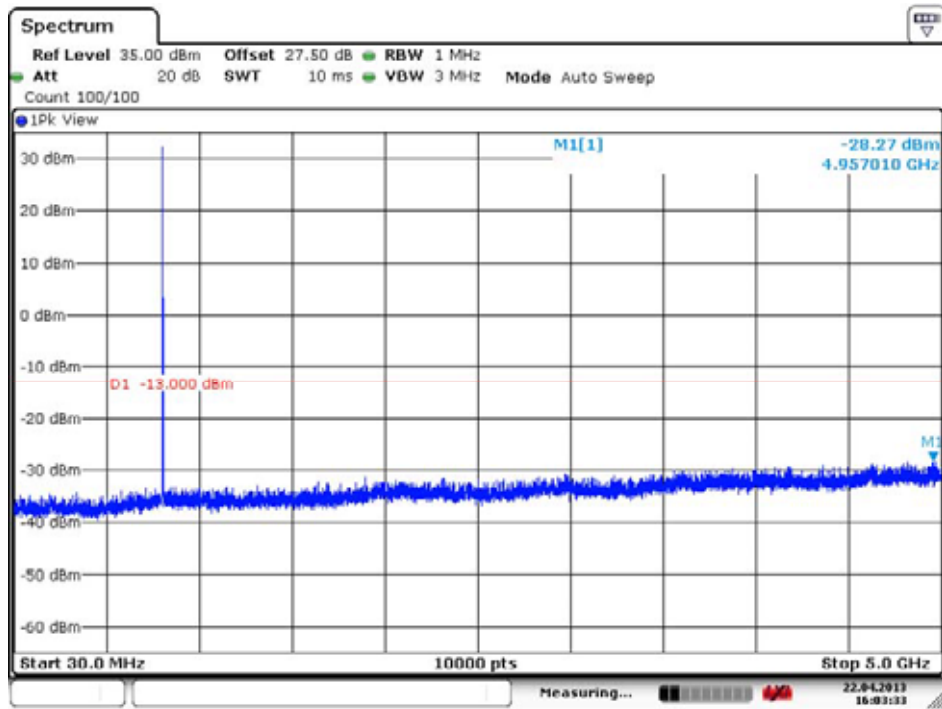
■ WCDMA1900 MODE (9538 CH.) – 4 MHz Span



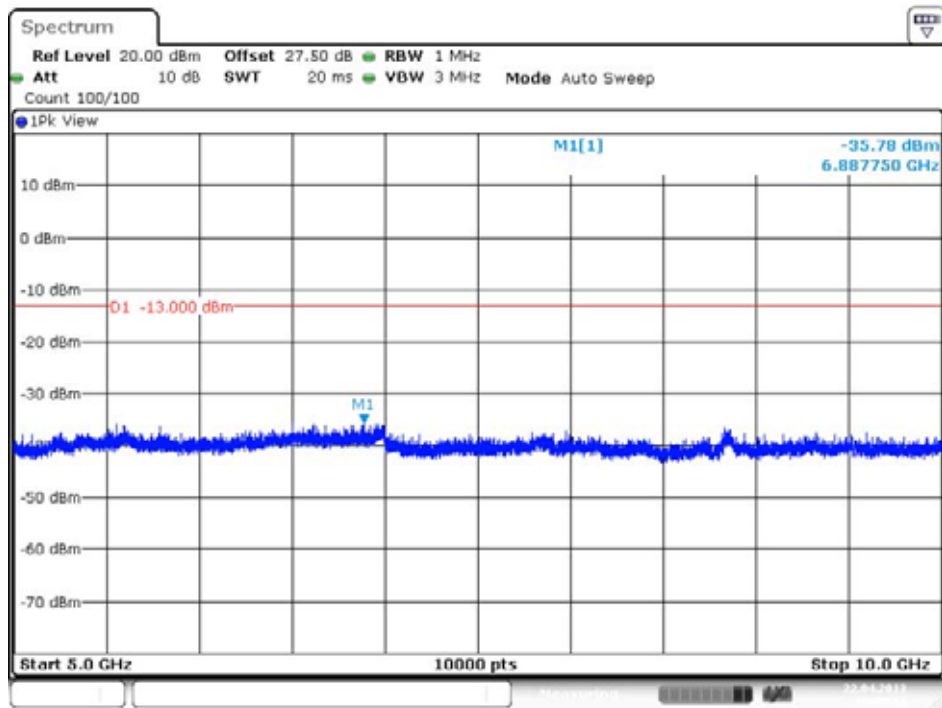
FCC CERTIFICATION REPORT

Test Report No. HCTR1304FR32	Date of Issue: April 25, 2013	EUT Type: 850/1900 GSM/GPRS and Cellular/PCS WCDMA/HSDPA/HSUPA Phone with Bluetooth v3.0 with EDR, WLAN 2.4GHz and Hotspot, EDGE Rx only	<a href="http://www.hct.co.kr">www.hct.co.kr</a> FCC ID: A3LGT18550L
---------------------------------	----------------------------------	--	--

■ GSM850 MODE (128 CH.) Conducted Spurious Emissions1



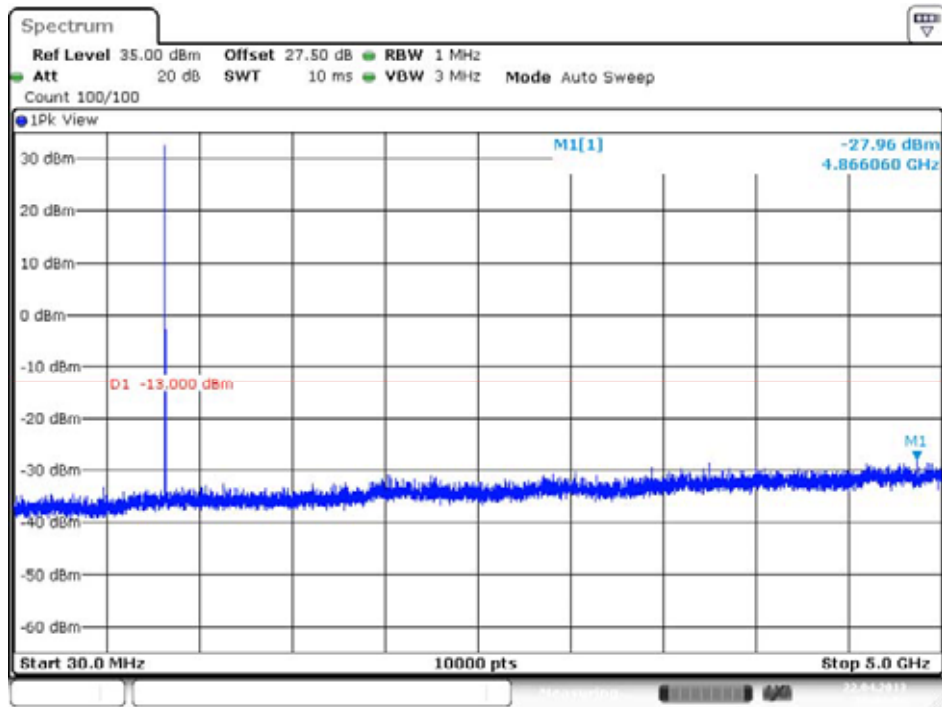
■ GSM850 MODE (128 CH.) Conducted Spurious Emissions2



FCC CERTIFICATION REPORT

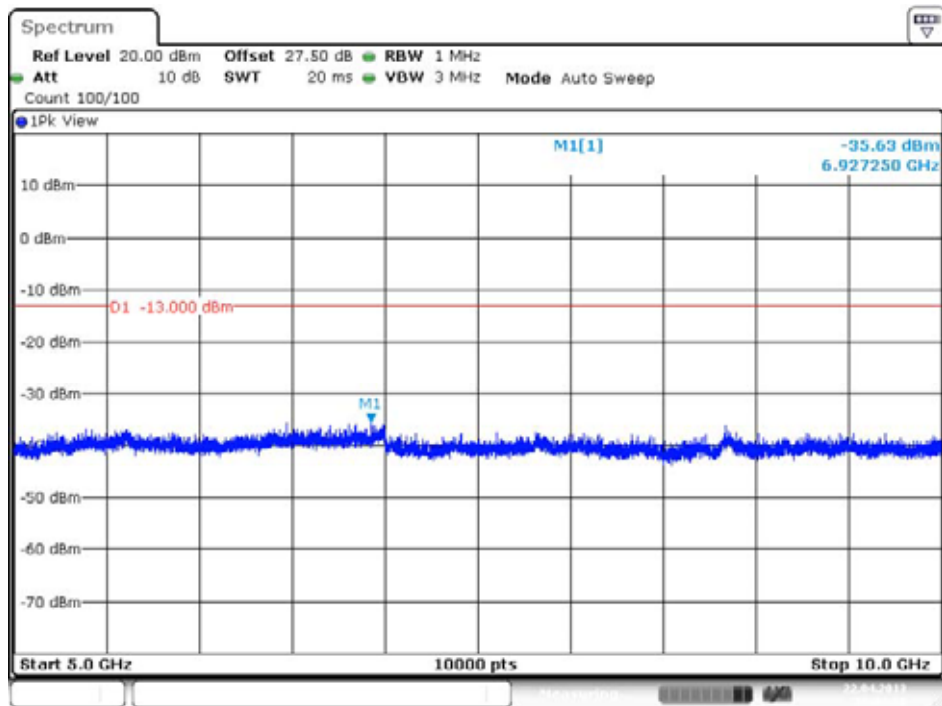
Test Report No. HCTR1304FR32	Date of Issue: April 25, 2013	EUT Type: 850/1900 GSM/GPRS and Cellular/PCS WCDMA/HSDPA/HSUPA Phone with Bluetooth v3.0 with EDR, WLAN 2.4GHz and Hotspot, EDGE Rx only	www.hct.co.kr FCC ID: A3LGT18550L
---------------------------------	----------------------------------	--	---

■ GSM850 MODE (190 CH.) Conducted Spurious Emissions1



Date: 22.APR.2013 16:04:04

■ GSM850 MODE (190 CH.) Conducted Spurious Emissions2

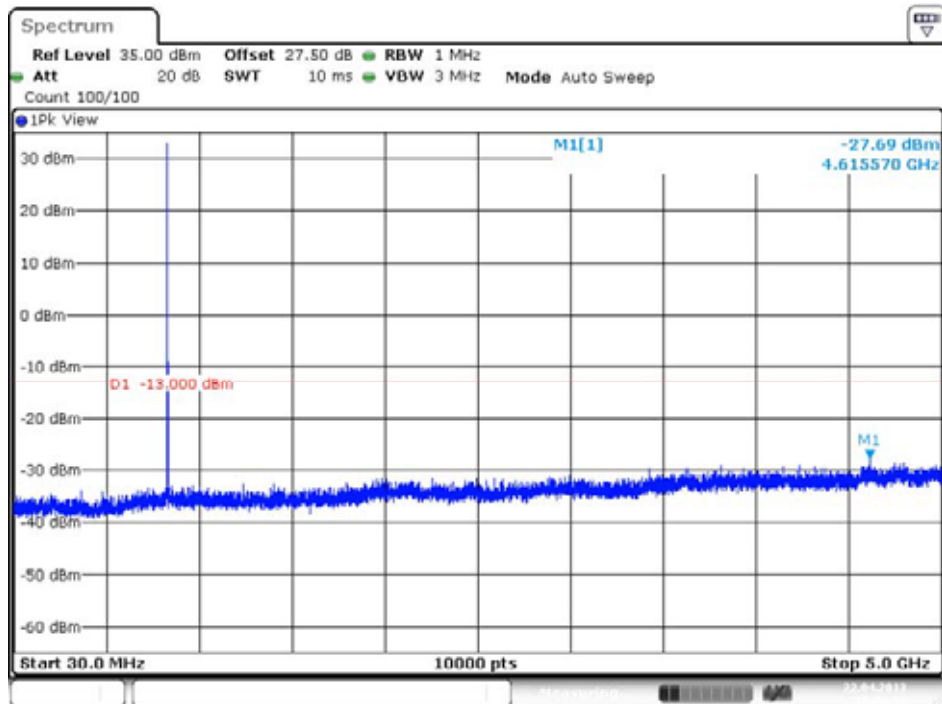


Date: 22.APR.2013 16:04:20

FCC CERTIFICATION REPORT

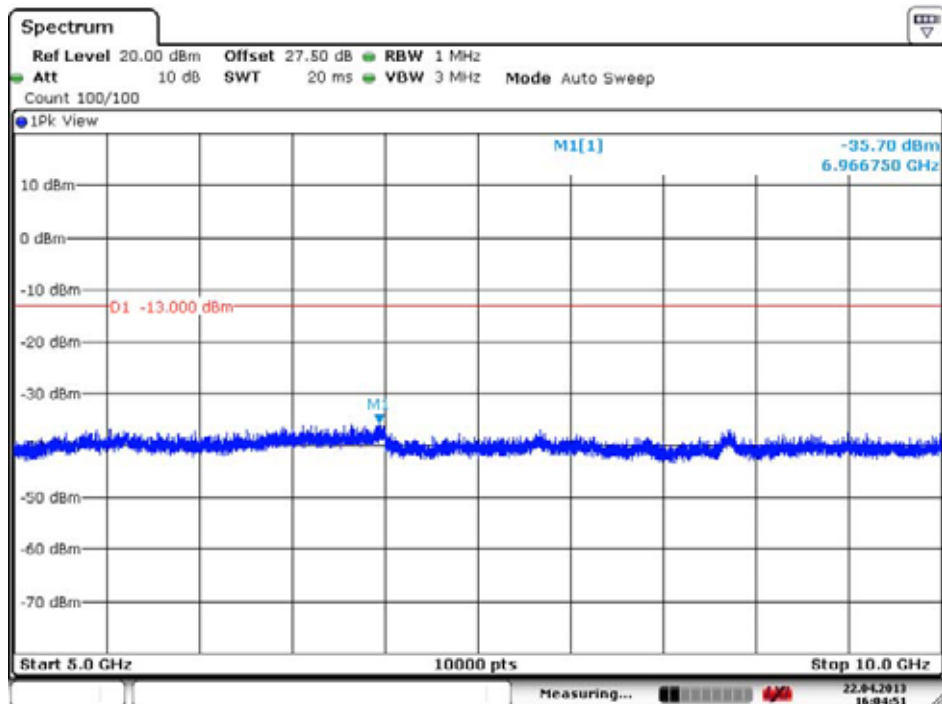
Test Report No. HCTR1304FR32	Date of Issue: April 25, 2013	EUT Type: 850/1900 GSM/GPRS and Cellular/PCS WCDMA/HSDPA/HSUPA Phone with Bluetooth v3.0 with EDR, WLAN 2.4GHz and Hotspot, EDGE Rx only	<a href="http://www.hct.co.kr">www.hct.co.kr</a> FCC ID: A3LGT18550L
---------------------------------	----------------------------------	--	--

■ GSM850 MODE (251 CH.) Conducted Spurious Emissions1



Date: 22.APR.2013 16:04:33

■ GSM850 MODE (251 CH.) Conducted Spurious Emissions2

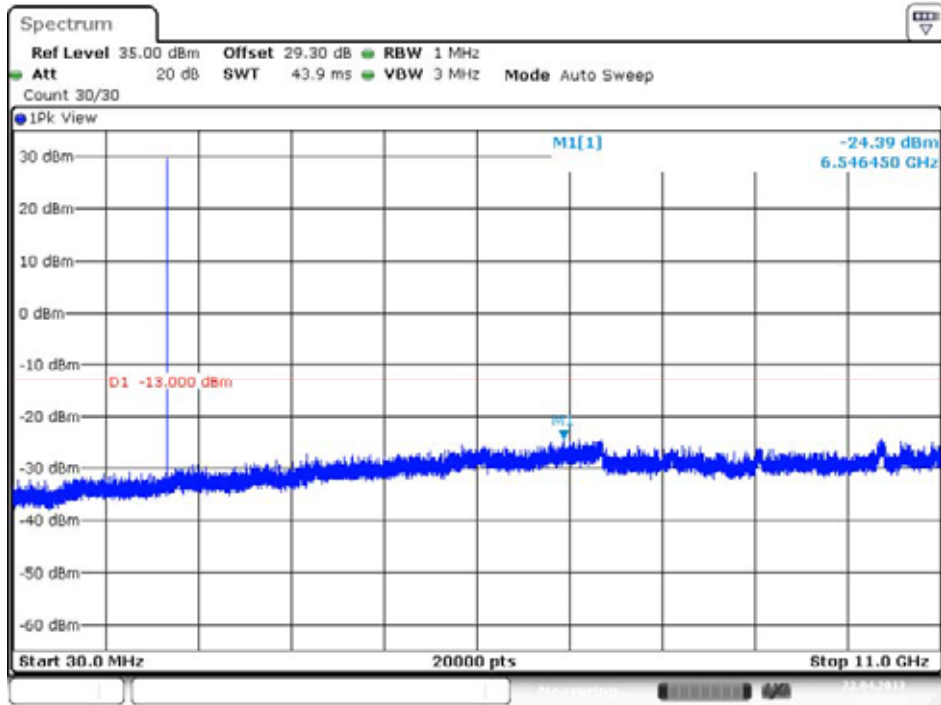


Date: 22.APR.2013 16:04:51

FCC CERTIFICATION REPORT

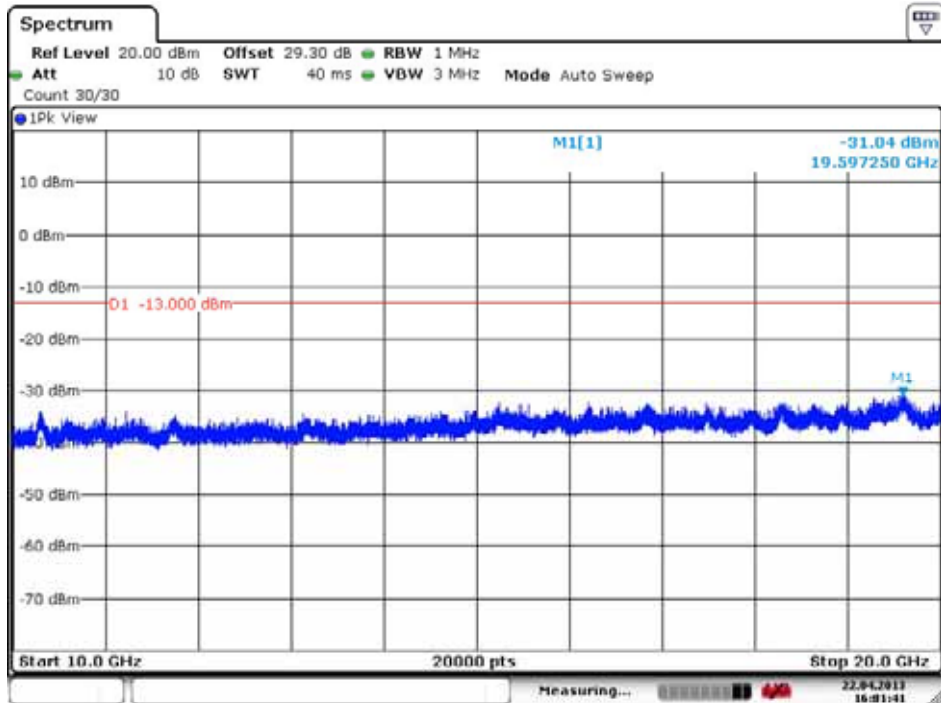
Test Report No. HCTR1304FR32	Date of Issue: April 25, 2013	EUT Type: 850/1900 GSM/GPRS and Cellular/PCS WCDMA/HSDPA/HSUPA Phone with Bluetooth v3.0 with EDR, WLAN 2.4GHz and Hotspot, EDGE Rx only	www.hct.co.kr FCC ID: A3LGT18550L
---------------------------------	----------------------------------	--	---

■ GSM1900 MODE (512 CH.) Conducted Spurious Emissions1



Date: 22.APR.2013 16:01:25

■ GSM1900 MODE (512 CH.) Conducted Spurious Emissions2

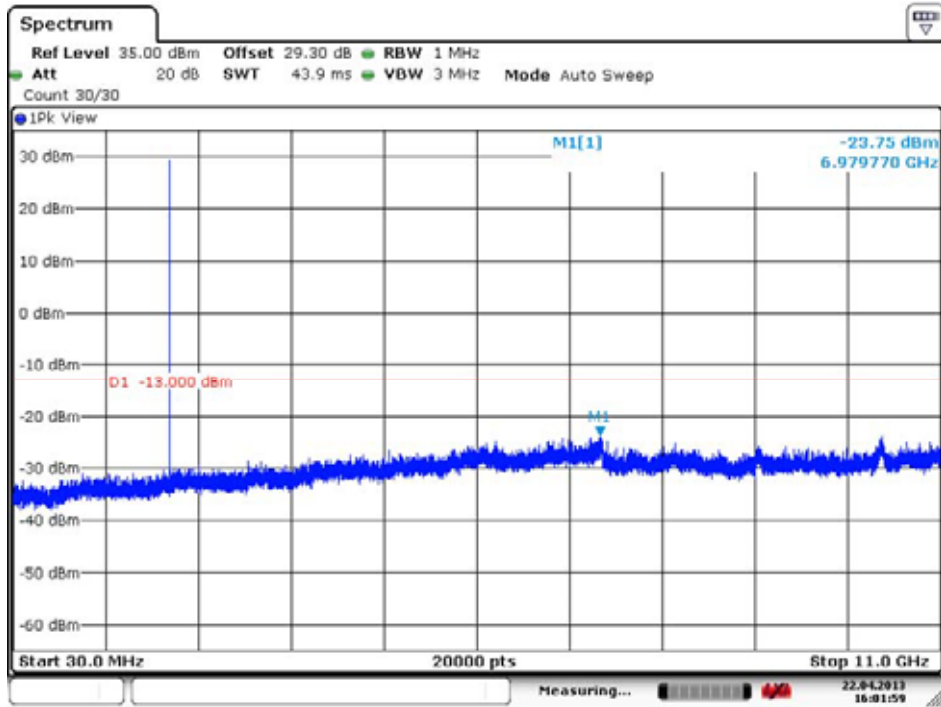


Date: 22.APR.2013 16:01:41

FCC CERTIFICATION REPORT

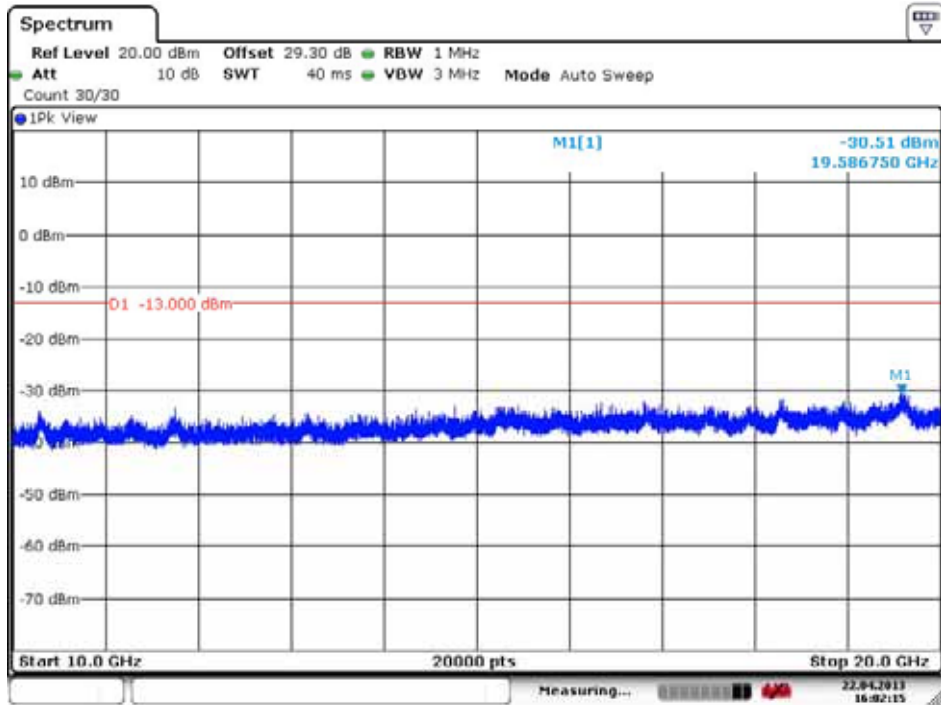
Test Report No. HCTR1304FR32	Date of Issue: April 25, 2013	EUT Type: 850/1900 GSM/GPRS and Cellular/PCS WCDMA/HSDPA/HSUPA Phone with Bluetooth v3.0 with EDR, WLAN 2.4GHz and Hotspot, EDGE Rx only	<a href="http://www.hct.co.kr">www.hct.co.kr</a> FCC ID: A3LGT18550L
---------------------------------	----------------------------------	--	--

■ GSM1900 MODE (661 CH) Conducted Spurious Emissions1



Date: 22.APR.2013 16:01:59

■ GSM1900 MODE (661 CH.) Conducted Spurious Emissions2

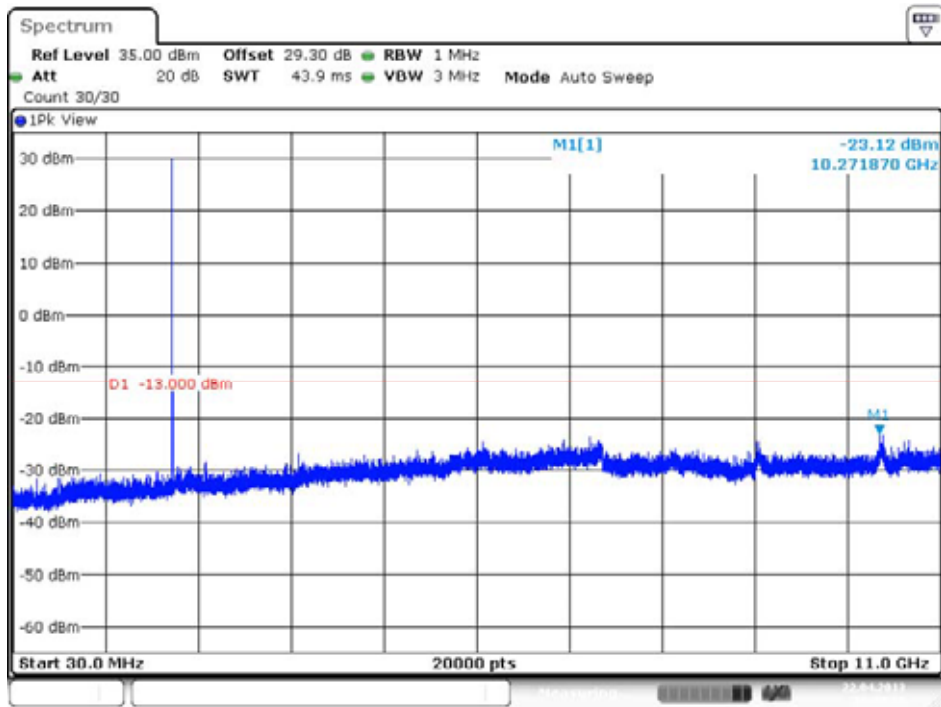


Date: 22.APR.2013 16:02:15

FCC CERTIFICATION REPORT

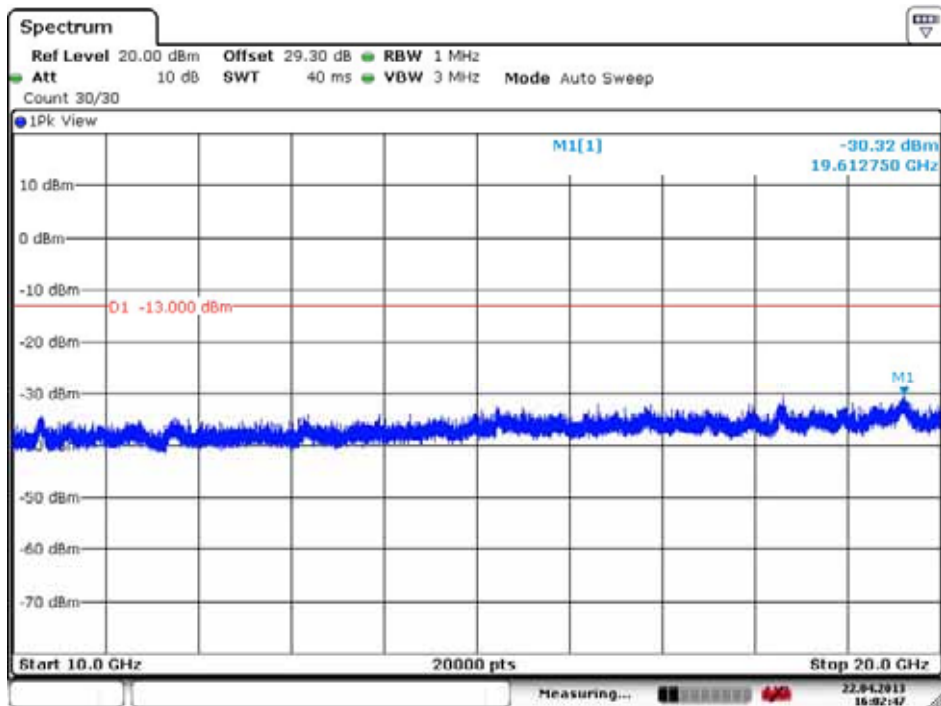
Test Report No. HCTR1304FR32	Date of Issue: April 25, 2013	EUT Type: 850/1900 GSM/GPRS and Cellular/PCS WCDMA/HSDPA/HSUPA Phone with Bluetooth v3.0 with EDR, WLAN 2.4GHz and Hotspot, EDGE Rx only	<a href="http://www.hct.co.kr">www.hct.co.kr</a> FCC ID: A3LGT18550L
---------------------------------	----------------------------------	--	--

■ GSM1900 MODE (810 CH.) Conducted Spurious Emissions1



Date: 22.APR.2013 16:02:31

■ GSM1900 MODE (810 CH.) Conducted Spurious Emissions2

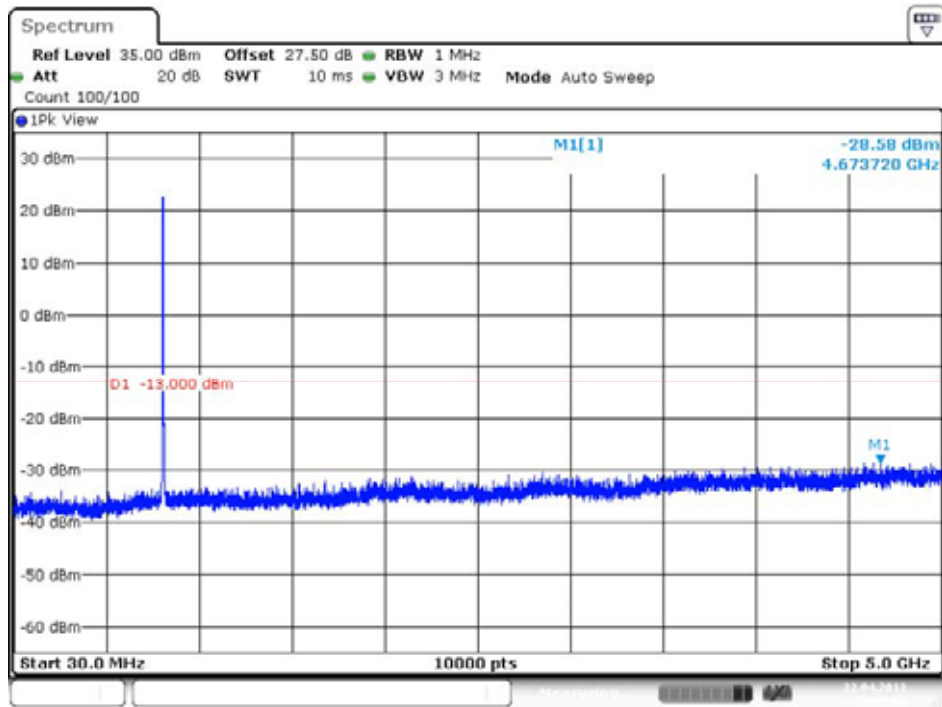


Date: 22.APR.2013 16:02:47

FCC CERTIFICATION REPORT

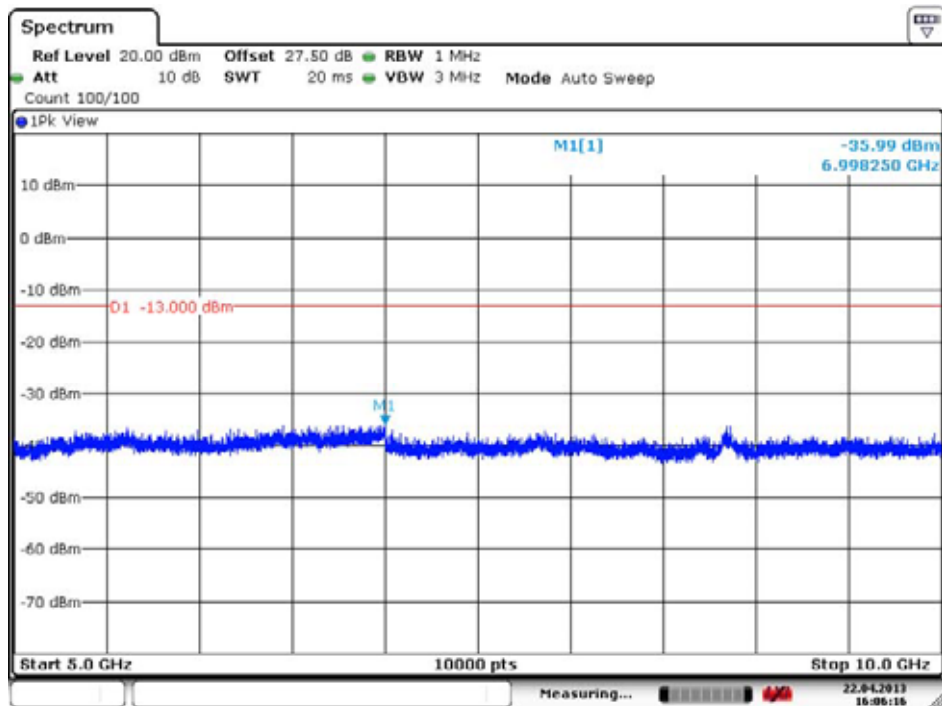
Test Report No. HCTR1304FR32	Date of Issue: April 25, 2013	EUT Type: 850/1900 GSM/GPRS and Cellular/PCS WCDMA/HSDPA/HSUPA Phone with Bluetooth v3.0 with EDR, WLAN 2.4GHz and Hotspot, EDGE Rx only	<a href="http://www.hct.co.kr">www.hct.co.kr</a> FCC ID: A3LGT18550L
---------------------------------	----------------------------------	--	--

■ WCDMA850 MODE (4132 CH.) Conducted Spurious Emissions1



Date: 22.APR.2013 16:06:00

■ WCDMA850 MODE (4132 CH.) Conducted Spurious Emissions2

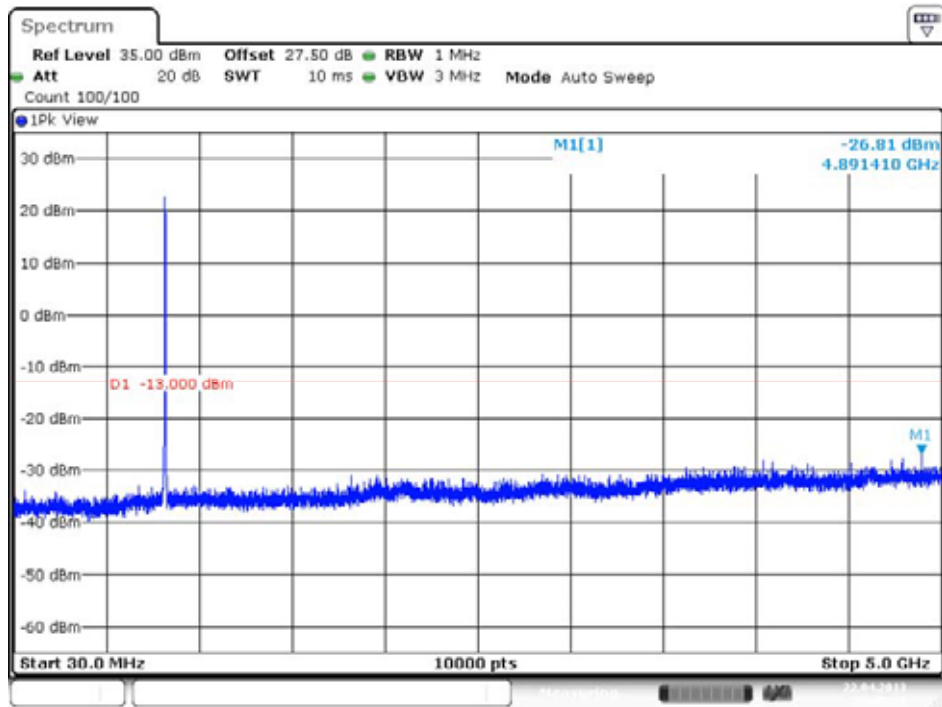


Date: 22.APR.2013 16:06:16

FCC CERTIFICATION REPORT

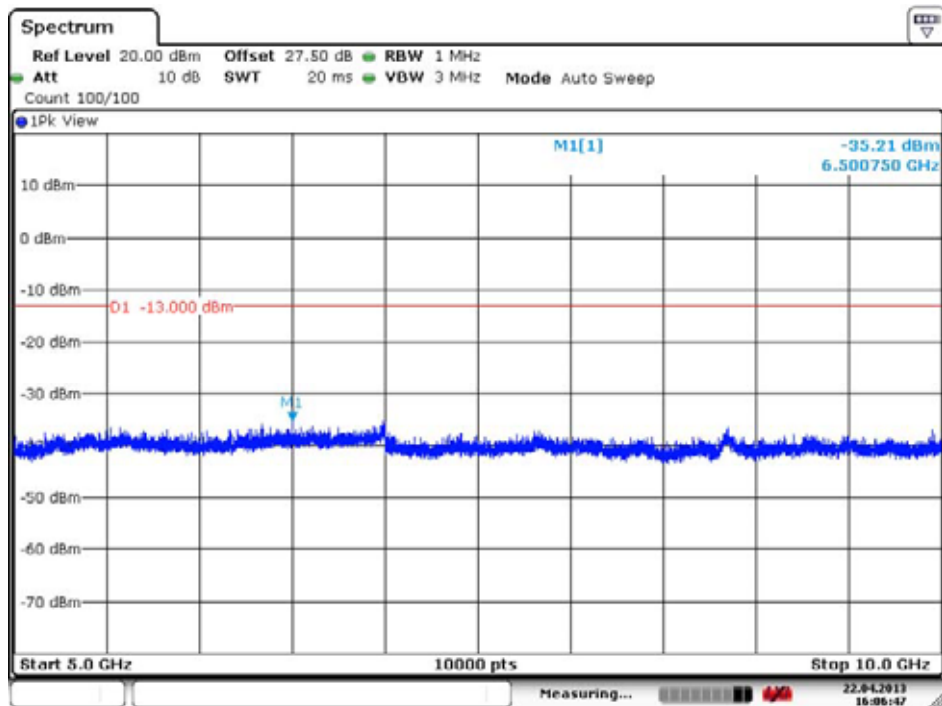
Test Report No. HCTR1304FR32	Date of Issue: April 25, 2013	EUT Type: 850/1900 GSM/GPRS and Cellular/PCS WCDMA/HSDPA/HSUPA Phone with Bluetooth v3.0 with EDR, WLAN 2.4GHz and Hotspot, EDGE Rx only	www.hct.co.kr FCC ID: A3LGT18550L
---------------------------------	----------------------------------	--	---

■ WCDMA850 MODE (4183 CH.) Conducted Spurious Emissions1



Date: 22.APR.2013 16:06:30

■ WCDMA850 MODE (4183 CH.) Conducted Spurious Emissions2

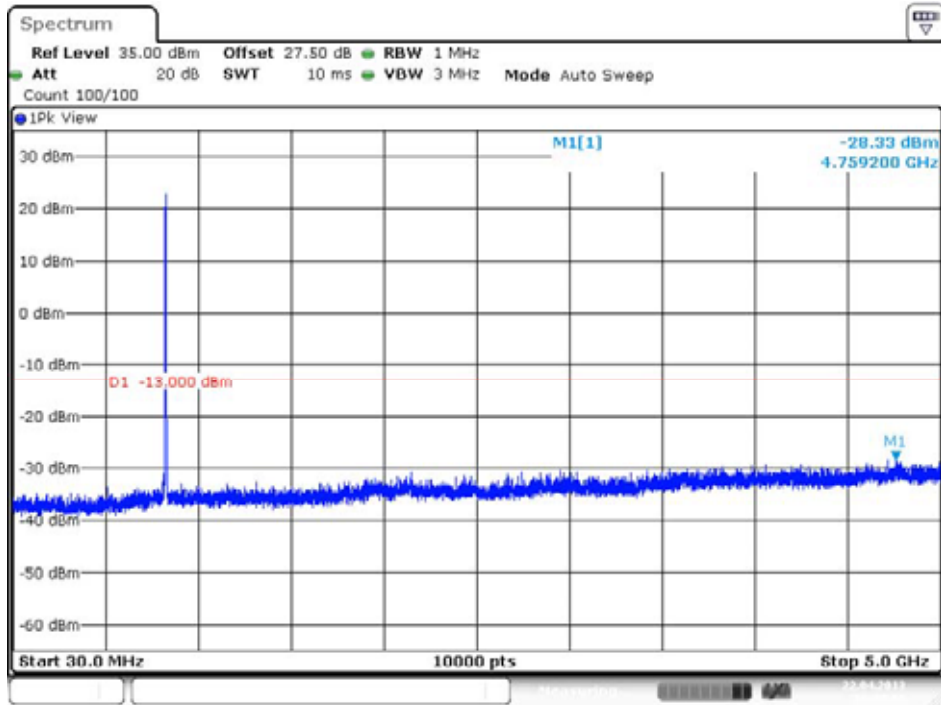


Date: 22.APR.2013 16:06:47

FCC CERTIFICATION REPORT

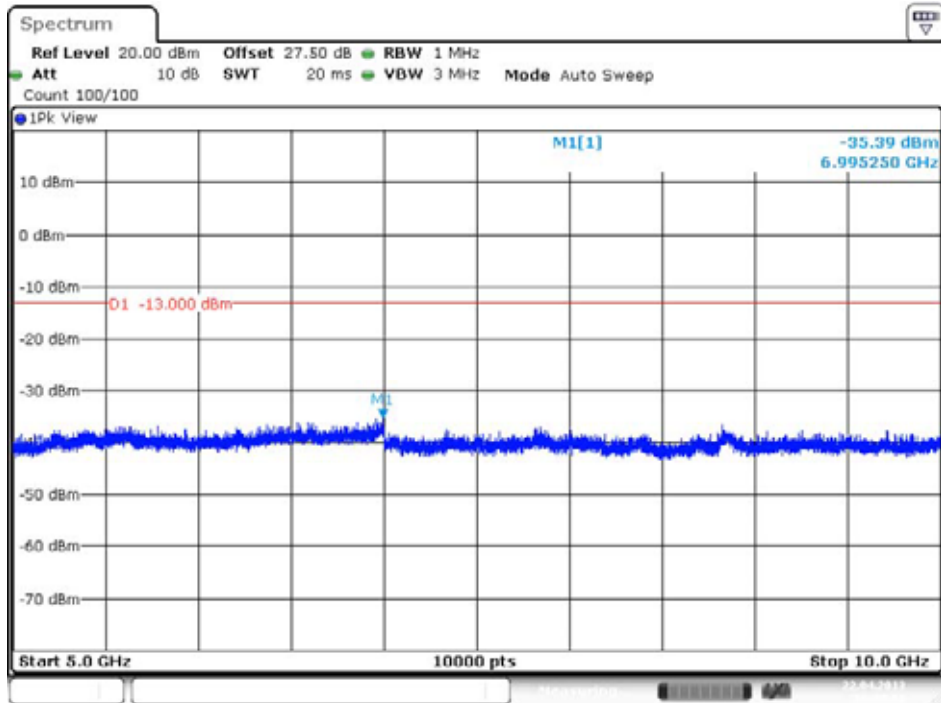
Test Report No. HCTR1304FR32	Date of Issue: April 25, 2013	EUT Type: 850/1900 GSM/GPRS and Cellular/PCS WCDMA/HSDPA/HSUPA Phone with Bluetooth v3.0 with EDR, WLAN 2.4GHz and Hotspot, EDGE Rx only	www.hct.co.kr FCC ID: A3LGT18550L
---------------------------------	----------------------------------	--	---

■ WCDMA850MODE (4233 CH.) Conducted Spurious Emissions1



Date: 22.APR.2013 16:07:02

■ WCDMA850MODE (4233 CH.) Conducted Spurious Emissions2

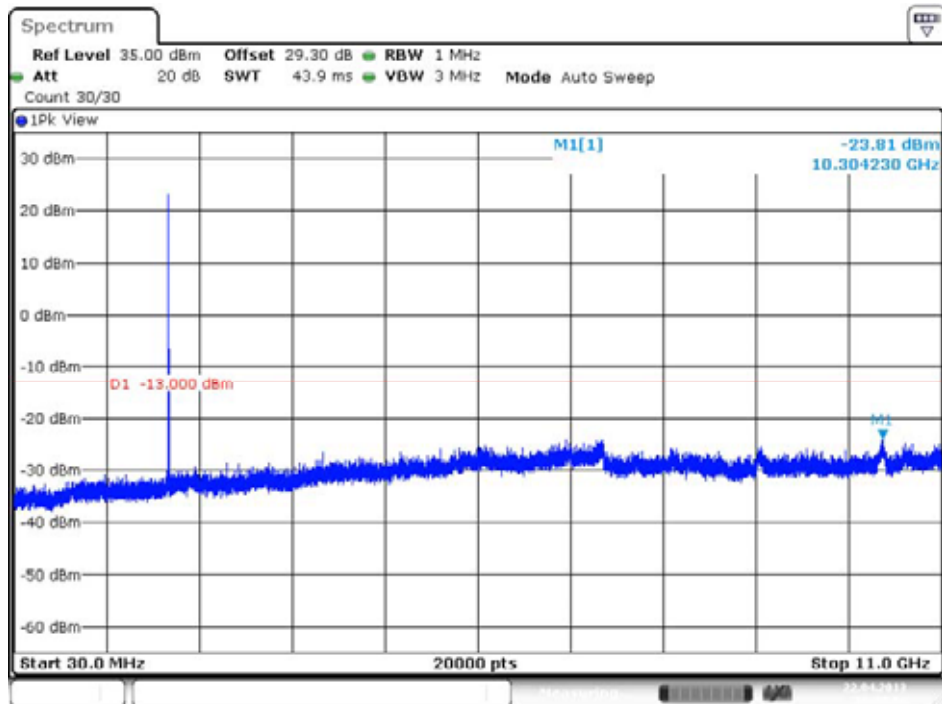


Date: 22.APR.2013 16:07:18

FCC CERTIFICATION REPORT

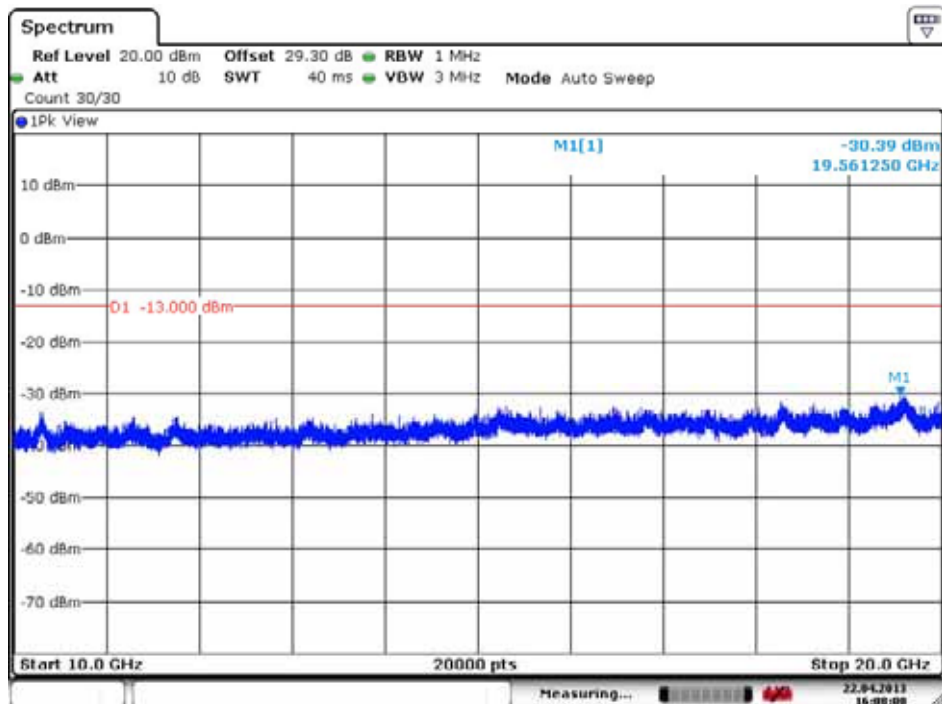
Test Report No. HCTR1304FR32	Date of Issue: April 25, 2013	EUT Type: 850/1900 GSM/GPRS and Cellular/PCS WCDMA/HSDPA/HSUPA Phone with Bluetooth v3.0 with EDR, WLAN 2.4GHz and Hotspot, EDGE Rx only	<a href="http://www.hct.co.kr">www.hct.co.kr</a> FCC ID: A3LGT18550L
---------------------------------	----------------------------------	--	--

■ WCDMA1900 MODE (9262 CH.) Conducted Spurious Emissions1



Date: 22.APR.2013 16:07:44

■ WCDMA1900 MODE (9262 CH.) Conducted Spurious Emissions2

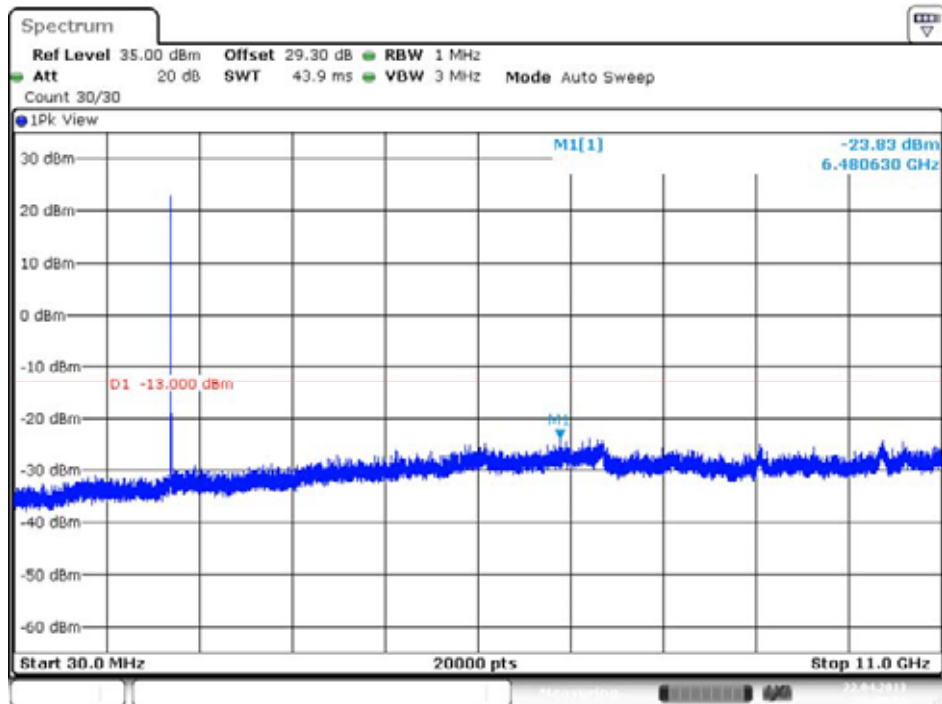


Date: 22.APR.2013 16:08:00

FCC CERTIFICATION REPORT

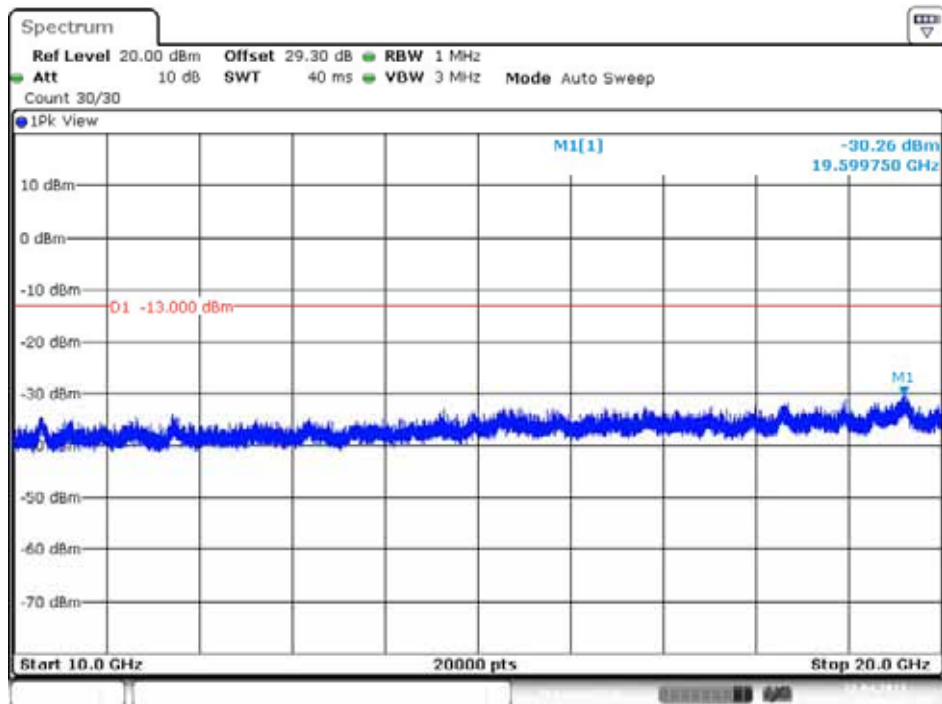
Test Report No. HCTR1304FR32	Date of Issue: April 25, 2013	EUT Type: 850/1900 GSM/GPRS and Cellular/PCS WCDMA/HSDPA/HSUPA Phone with Bluetooth v3.0 with EDR, WLAN 2.4GHz and Hotspot, EDGE Rx only	<a href="http://www.hct.co.kr">www.hct.co.kr</a> FCC ID: A3LGT18550L
---------------------------------	----------------------------------	--	--

■ WCDMA1900 MODE (9400 CH.) Conducted Spurious Emissions1



Date: 22.APR.2013 16:08:17

■ WCDMA1900 MODE (9400 CH.) Conducted Spurious Emissions2

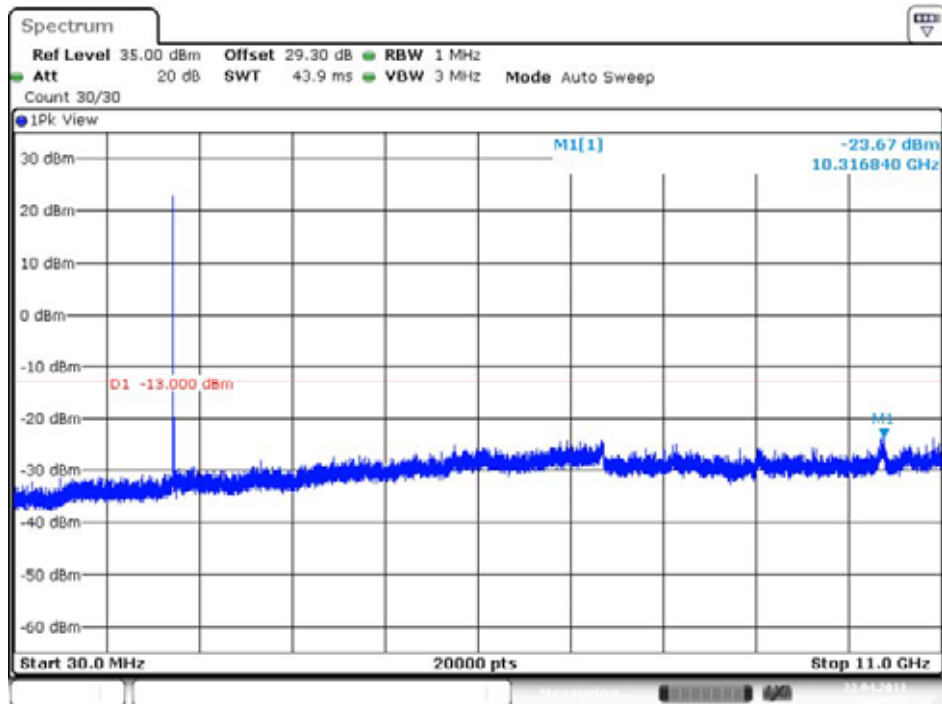


Date: 22.APR.2013 16:08:33

FCC CERTIFICATION REPORT

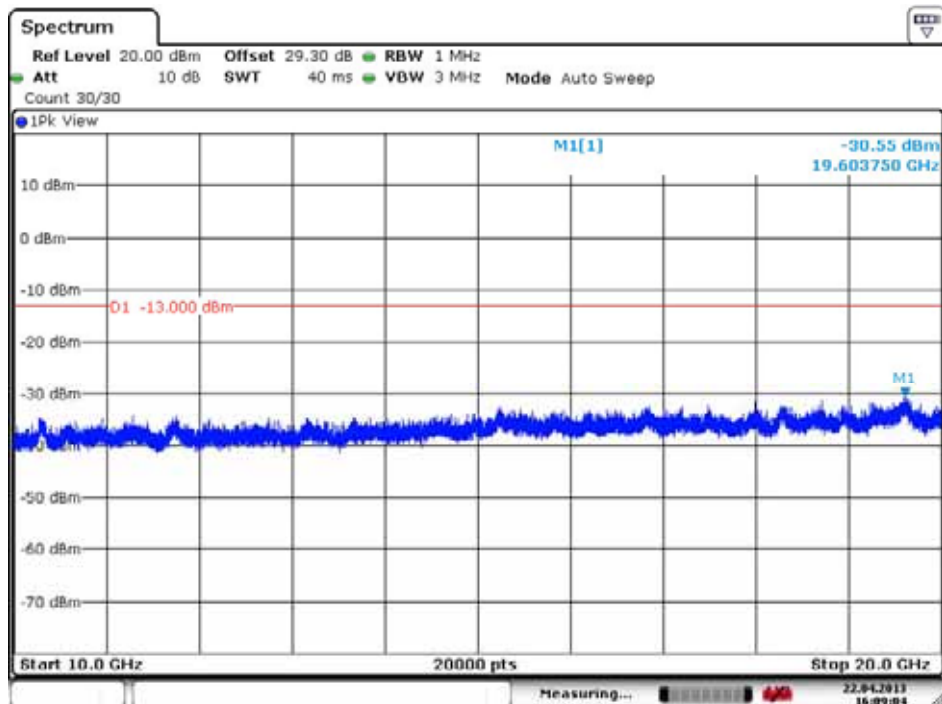
Test Report No. HCTR1304FR32	Date of Issue: April 25, 2013	EUT Type: 850/1900 GSM/GPRS and Cellular/PCS WCDMA/HSDPA/HSUPA Phone with Bluetooth v3.0 with EDR, WLAN 2.4GHz and Hotspot, EDGE Rx only	<a href="http://www.hct.co.kr">www.hct.co.kr</a> FCC ID: A3LGT18550L
---------------------------------	----------------------------------	--	--

■ WCDMA1900 MODE (9538 CH.) Conducted Spurious Emissions1



Date: 22.APR.2013 16:08:49

■ WCDMA1900 MODE (9538 CH.) Conducted Spurious Emissions2



Date: 22.APR.2013 16:09:04

FCC CERTIFICATION REPORT

Test Report No. HCTR1304FR32	Date of Issue: April 25, 2013	EUT Type: 850/1900 GSM/GPRS and Cellular/PCS WCDMA/HSDPA/HSUPA Phone with Bluetooth v3.0 with EDR, WLAN 2.4GHz and Hotspot, EDGE Rx only	<a href="http://www.hct.co.kr">www.hct.co.kr</a> FCC ID: A3LGT18550L
---------------------------------	----------------------------------	--	--