

18 SAR TEST SETUP PHOTOGRAPHS





FCC ID: A3LGTE3210B		SAR COMPLIANCE REPORT		Reviewed by: Quality Manager
Filename: 0Y1012212009-R1. A3L	Test Dates: 12/22/10	EUT Type: 850/1900 GSM/GPRS and 850 WCDMA with Bluetooth	Page 31 of 34	



Figure 18-1
SAR Test Setup Photo 1



Figure 18-2
SAR Test Setup Photo 2

FCC ID: A3LGTE3210B		SAR COMPLIANCE REPORT	 Reviewed by: Quality Manager
Filename: OY1012212009-R1. A3L	Test Dates: 12/22/10	EUT Type: 850/1900 GSM/GPRS and 850 WCDMA with Bluetooth	Page 32 of 34



**Figure 18-3
SAR Test Setup Photo 3**



**Figure 18-4
SAR Test Setup Photo 4**





FCC ID: A3LGTE3210B		SAR COMPLIANCE REPORT	 Reviewed by: Quality Manager
Filename: OY1012212009-R1. A3L	Test Dates: 12/22/10	EUT Type: 850/1900 GSM/GPRS and 850 WCDMA with Bluetooth	Page 33 of 34



Figure 18-5
SAR Test Setup Photo 5

Note: Headset Cable is connected to the device during Body SAR assessment, as seen above.

FCC ID: A3LGTE3210B		SAR COMPLIANCE REPORT		Reviewed by: Quality Manager
Filename: OY1012212009-R1. A3L	Test Dates: 12/22/10	EUT Type: 850/1900 GSM/GPRS and 850 WCDMA with Bluetooth	Page 34 of 34	