



19 SAR TEST SETUP PHOTOGRAPHS

FCC ID: A3LGTC5010L		SAR COMPLIANCE REPORT		Reviewed by: Quality Manager
Filename: 0Y1008041287.A3L	Test Dates: 08/04/10 - 08/05/10	EUT Type: 850/1900 GSM/GPRS/WCDMA Phone with Bluetooth	Page 32 of 35	



**Figure 19-1
SAR Test Setup Photo 1**



**Figure 19-2
SAR Test Setup Photo 2**





FCC ID: A3LGTC5010L		SAR COMPLIANCE REPORT	 Reviewed by: Quality Manager
Filename: OY1008041287.A3L	Test Dates: 08/04/10 - 08/05/10	EUT Type: 850/1900 GSM/GPRS/WCDMA Phone with Bluetooth	Page 33 of 35



Figure 19-3
SAR Test Setup Photo 3





Figure 19-4
SAR Test Setup Photo 4

FCC ID: A3LGTC5010L		SAR COMPLIANCE REPORT	 Reviewed by: Quality Manager
Filename: OY1008041287.A3L	Test Dates: 08/04/10 - 08/05/10	EUT Type: 850/1900 GSM/GPRS/WCDMA Phone with Bluetooth	Page 34 of 35



**Figure 19-5
SAR Test Setup Photo 5**

Note: Headset Cable is connected to the device during Body SAR assessment, as seen above.

FCC ID: A3LGTC5010L		SAR COMPLIANCE REPORT	 Reviewed by: Quality Manager
Filename: OY1008041287.A3L	Test Dates: 08/04/10 - 08/05/10	EUT Type: 850/1900 GSM/GPRS/WCDMA Phone with Bluetooth	Page 35 of 35