




19 SAR TEST SETUP PHOTOGRAPHS



FCC ID: A3LGTC5010B		SAR COMPLIANCE REPORT		Reviewed by: Quality Manager
Filename: 0Y1008041281.A3L	Test Dates: 08/04/10 - 08/05/10	EUT Type: 850/1900 GSM/GPRS and 850 WCDMA Phone with Bluetooth and EDGE Rx		Page 30 of 33



**Figure 19-1
SAR Test Setup Photo 1**



**Figure 19-2
SAR Test Setup Photo 2**

FCC ID: A3LGTC5010B		SAR COMPLIANCE REPORT		Reviewed by: Quality Manager
Filename: OY1008041281.A3L	Test Dates: 08/04/10 - 08/05/10	EUT Type: 850/1900 GSM/GPRS and 850 WCDMA Phone with Bluetooth and EDGE Rx	Page 31 of 33	



**Figure 19-3
SAR Test Setup Photo 3**



**Figure 19-4
SAR Test Setup Photo 4**





FCC ID: A3LGTC5010B		SAR COMPLIANCE REPORT		Reviewed by: Quality Manager
Filename: OY1008041281.A3L	Test Dates: 08/04/10 - 08/05/10	EUT Type: 850/1900 GSM/GPRS and 850 WCDMA Phone with Bluetooth and EDGE Rx		Page 32 of 33



Figure 19-5
SAR Test Setup Photo 5

Note: Headset Cable is connected to the device during Body SAR assessment, as seen in **Figure 19-5**.

FCC ID: A3LGTC5010B		SAR COMPLIANCE REPORT		Reviewed by: Quality Manager
Filename: 0Y1008041281.A3L	Test Dates: 08/04/10 - 08/05/10	EUT Type: 850/1900 GSM/GPRS and 850 WCDMA Phone with Bluetooth and EDGE Rx		Page 33 of 33