



## 10. SETUP PHOTOS


### ANTENNA PORT CONDUCTED RF MEASUREMENT SETUP




### RADIATED RF MEASUREMENT SETUP FOR PORTABLE CONFIGURATION



Y-AXIS FRONT PHOTO



Z-AXIS FRONT PHOTO



ENVIRONMENTAL CHAMBER



**END OF REPORT**