

Test Laboratory: UL CCS

## Body worn

DUT: Samsung; Type: NA; Serial: NA

Communication System: 802.11b/g 2.4GHz; Frequency: 2437 MHz; Duty Cycle: 1:1  
Medium parameters used (interpolated):  $f = 2437$  MHz;  $\sigma = 1.916$  mho/m;  $\epsilon_r = 51.132$ ;  $\rho = 1000$  kg/m<sup>3</sup>  
Phantom section: Flat Section

Room Ambient Temperature: 24.0 deg. C; Liquid Temperature: 23.0 deg. C

DASY5 Configuration:

- Area Scan setting - Find Secondary Maximum Within: 2.0 dB and with a peak SAR value greater than 0.0012W/kg
- Probe: EX3DV3 - SN3531; ConvF(7.58, 7.58, 7.58); Calibrated: 2/23/2010
- Sensor-Surface: 2.5mm (Mechanical Surface Detection)
- Electronics: DAE4 Sn1239; Calibrated: 11/17/2010
- Phantom: ELI 4.0; Type: QDOVA001BA; Serial: xxxx
- Measurement SW: DASY52, Version 52.6 (1); SEMCAD X Version 14.4.2 (2595)

**Face up/11b\_M-ch/Area Scan (7x11x1):** Measurement grid: dx=15mm, dy=15mm

[Info: Interpolated medium parameters used for SAR evaluation.](#)

Maximum value of SAR (measured) = 0.078 mW/g

**Face up/11b\_M-ch/Zoom Scan (7x7x9)/Cube 0:** Measurement grid: dx=5mm, dy=5mm, dz=3mm

Reference Value = 6.344 V/m; Power Drift = 0.0061 dB

Peak SAR (extrapolated) = 0.122 W/kg

**SAR(1 g) = 0.065 mW/g; SAR(10 g) = 0.034 mW/g**

[Info: Interpolated medium parameters used for SAR evaluation.](#)

Maximum value of SAR (measured) = 0.086 mW/g

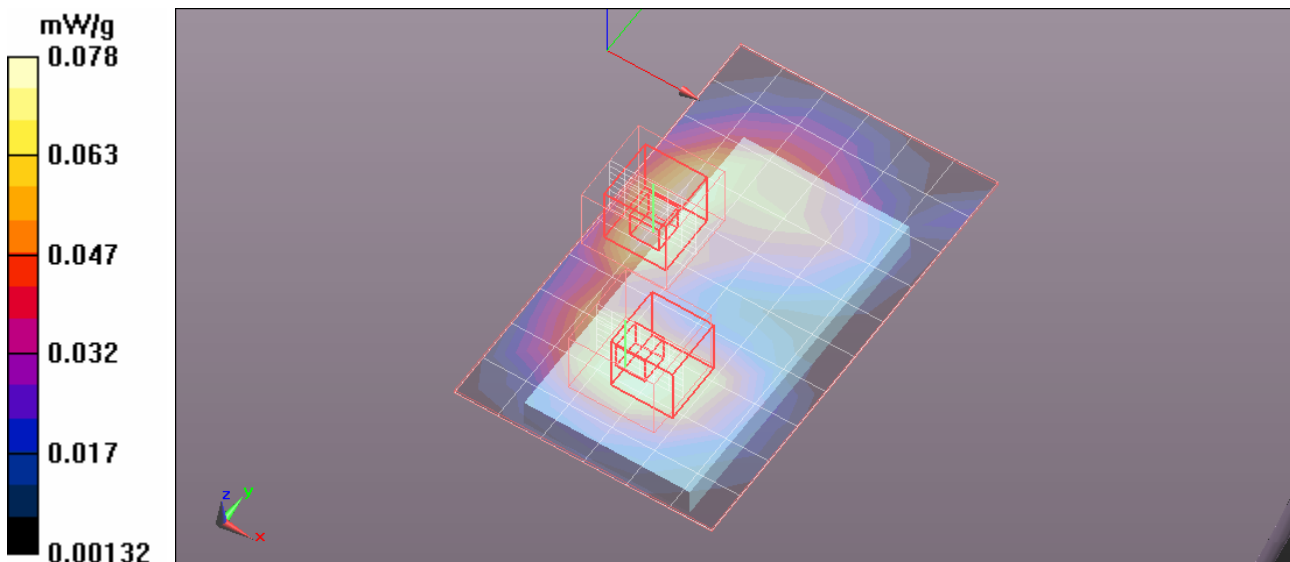
**Face up/11b\_M-ch/Zoom Scan (7x7x9)/Cube 1:** Measurement grid: dx=5mm, dy=5mm, dz=3mm

Reference Value = 6.344 V/m; Power Drift = 0.0061 dB

Peak SAR (extrapolated) = 0.161 W/kg

**SAR(1 g) = 0.055 mW/g; SAR(10 g) = 0.028 mW/g**

[Info: Interpolated medium parameters used for SAR evaluation.](#)



Test Laboratory: UL CCS

## Body worn

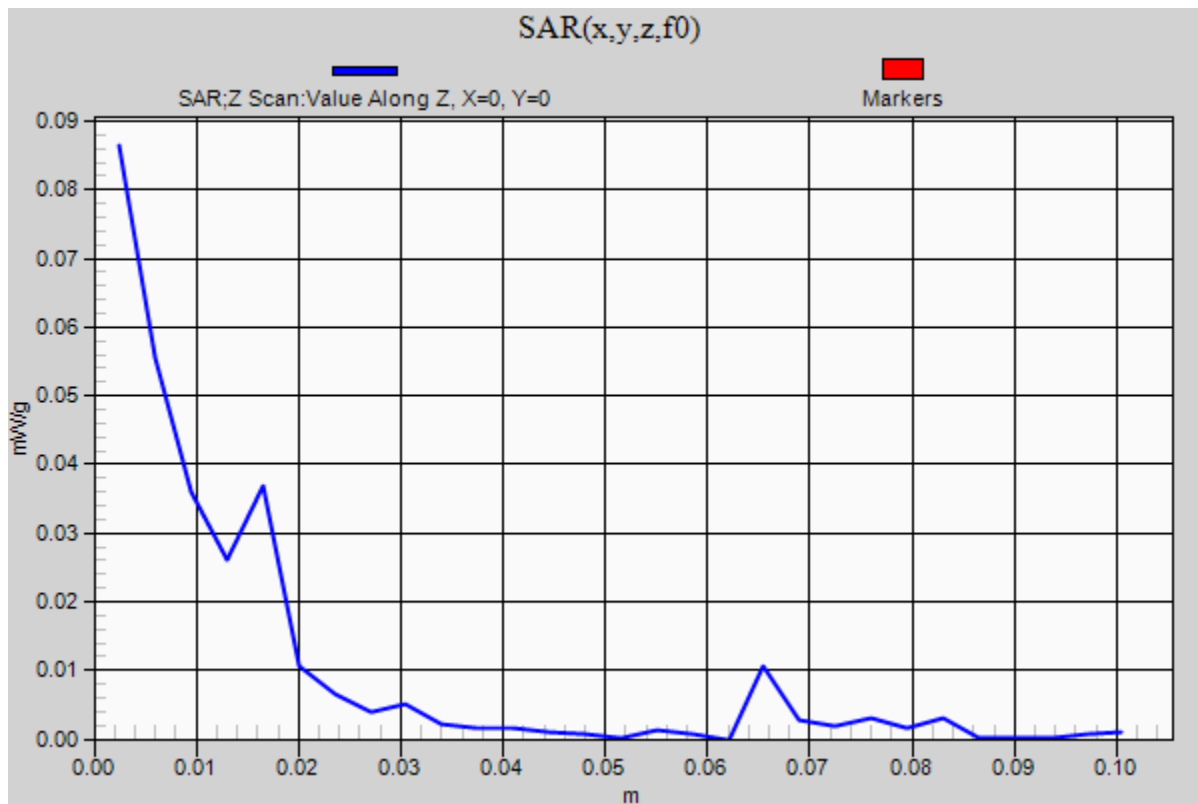
DUT: Samsung; Type: NA; Serial: NA

Communication System: 802.11b/g 2.4GHz; Frequency: 2437 MHz; Duty Cycle: 1:1

**Face up/11b\_M-ch/Z Scan (1x1x29):** Measurement grid: dx=20mm, dy=20mm, dz=3.5mm

[Info: Interpolated medium parameters used for SAR evaluation.](#)

Maximum value of SAR (measured) = 0.086 mW/g



Test Laboratory: UL CCS

## Body worn

DUT: Samsung; Type: NA; Serial: NA

Communication System: 802.11b/g 2.4GHz; Frequency: 2437 MHz; Duty Cycle: 1:1  
Medium parameters used (interpolated):  $f = 2437$  MHz;  $\sigma = 1.916$  mho/m;  $\epsilon_r = 51.132$ ;  $\rho = 1000$  kg/m<sup>3</sup>  
Phantom section: Flat Section

Room Ambient Temperature: 24.0 deg. C; Liquid Temperature: 23.0 deg. C

DASY5 Configuration:

- Area Scan setting - Find Secondary Maximum Within: 2.0 dB and with a peak SAR value greater than 0.0012W/kg
- Probe: EX3DV3 - SN3531; ConvF(7.58, 7.58, 7.58); Calibrated: 2/23/2010
- Sensor-Surface: 2.5mm (Mechanical Surface Detection)
- Electronics: DAE4 Sn1239; Calibrated: 11/17/2010
- Phantom: ELI 4.0; Type: QDOVA001BA; Serial: xxxx
- Measurement SW: DASY52, Version 52.6 (1); SEMCAD X Version 14.4.2 (2595)

**Face up/11b\_w Headset/Area Scan (9x11x1):** Measurement grid: dx=15mm, dy=15mm

[Info: Interpolated medium parameters used for SAR evaluation.](#)

Maximum value of SAR (measured) = 0.038 mW/g

**Face up/11b\_w Headset/Zoom Scan (7x7x9)/Cube 0:** Measurement grid: dx=5mm, dy=5mm, dz=3mm

Reference Value = 4.504 V/m; Power Drift = 0.06 dB

Peak SAR (extrapolated) = 0.215 W/kg

**SAR(1 g) = 0.026 mW/g; SAR(10 g) = 0.00688 mW/g**

[Info: Interpolated medium parameters used for SAR evaluation.](#)

Maximum value of SAR (measured) = 0.033 mW/g

**Face up/11b\_w Headset/Zoom Scan (7x7x9)/Cube 1:** Measurement grid: dx=5mm, dy=5mm, dz=3mm

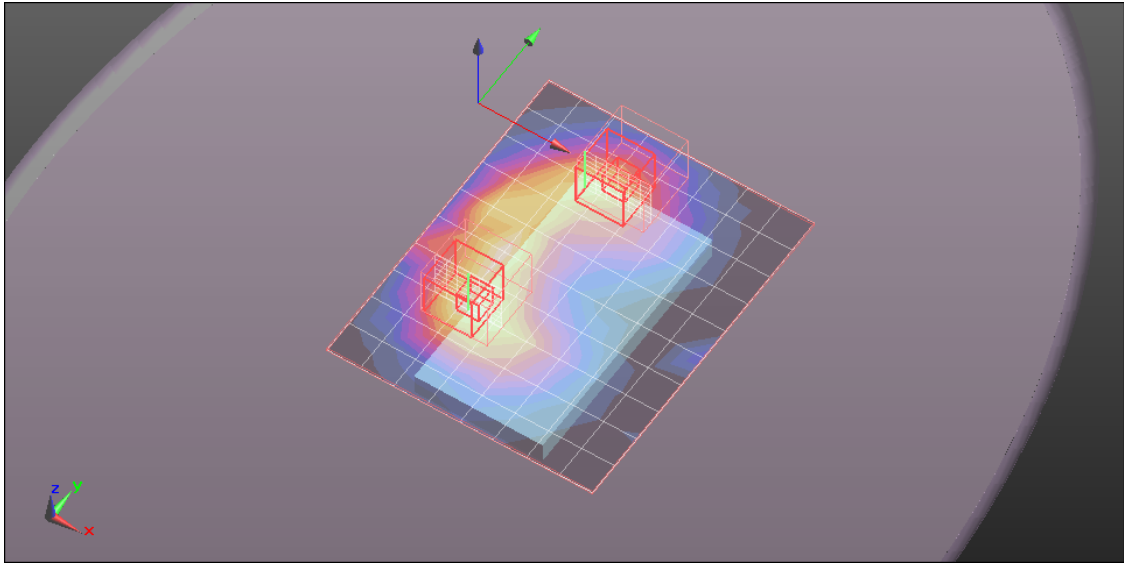
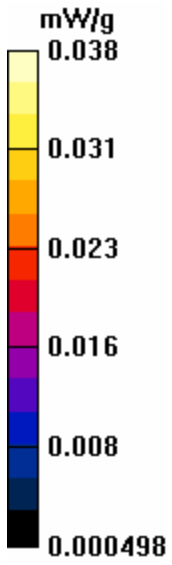
Reference Value = 4.504 V/m; Power Drift = 0.06 dB

Peak SAR (extrapolated) = 0.093 W/kg

**SAR(1 g) = 0.031 mW/g; SAR(10 g) = 0.015 mW/g**

[Info: Interpolated medium parameters used for SAR evaluation.](#)

Maximum value of SAR (measured) = 0.039 mW/g



Test Laboratory: UL CCS

## Body worn

DUT: Samsung; Type: NA; Serial: NA

Communication System: 802.11b/g 2.4GHz; Frequency: 2437 MHz; Duty Cycle: 1:1  
Medium parameters used (interpolated):  $f = 2437$  MHz;  $\sigma = 1.916$  mho/m;  $\epsilon_r = 51.132$ ;  $\rho = 1000$  kg/m<sup>3</sup>  
Phantom section: Flat Section

Room Ambient Temperature: 24.0 deg. C; Liquid Temperature: 23.0 deg. C

DASY5 Configuration:

- Area Scan setting - Find Secondary Maximum Within: 2.0 dB and with a peak SAR value greater than 0.0012W/kg
- Probe: EX3DV3 - SN3531; ConvF(7.58, 7.58, 7.58); Calibrated: 2/23/2010
- Sensor-Surface: 2.5mm (Mechanical Surface Detection)
- Electronics: DAE4 Sn1239; Calibrated: 11/17/2010
- Phantom: ELI 4.0; Type: QDOVA001BA; Serial: xxxx
- Measurement SW: DASY52, Version 52.6 (1); SEMCAD X Version 14.4.2 (2595)

**Face down/11b\_M-ch 2/Area Scan (9x12x1):** Measurement grid: dx=15mm, dy=15mm

[Info: Interpolated medium parameters used for SAR evaluation.](#)

Maximum value of SAR (measured) = 0.040 mW/g

**Face down/11b\_M-ch 2/Zoom Scan (7x7x9)/Cube 0:** Measurement grid: dx=5mm, dy=5mm, dz=3mm

Reference Value = 4.546 V/m; Power Drift = -0.03 dB

Peak SAR (extrapolated) = 0.062 W/kg

**SAR(1 g) = 0.031 mW/g; SAR(10 g) = 0.014 mW/g**

[Info: Interpolated medium parameters used for SAR evaluation.](#)

Maximum value of SAR (measured) = 0.042 mW/g

**Face down/11b\_M-ch 2/Zoom Scan (7x7x9)/Cube 1:** Measurement grid: dx=5mm, dy=5mm, dz=3mm

Reference Value = 4.546 V/m; Power Drift = -0.03 dB

Peak SAR (extrapolated) = 0.057 W/kg

**SAR(1 g) = 0.029 mW/g; SAR(10 g) = 0.016 mW/g**

[Info: Interpolated medium parameters used for SAR evaluation.](#)

Maximum value of SAR (measured) = 0.039 mW/g

