



19 SAR TEST SETUP PHOTOGRAPHS



| | | | | |
|---|---|--|---|--|
| FCC ID: A3LGTC3222 |  | SAR COMPLIANCE REPORT |  | Reviewed by: Quality Manager |
| Filename: 0Y1009201597-R1.A3L | Test Dates: 09/20/10 - 09/21/10 | EUT Type: 850/1900 GSM/GPRS Phone with Bluetooth | Page 28 of 31 | |



**Figure 19-1
SAR Test Setup Photo 1**



**Figure 19-2
SAR Test Setup Photo 2**



| | | | | |
|---|---|--|---|--|
| FCC ID: A3LGTC3222 |  | SAR COMPLIANCE REPORT |  | Reviewed by: Quality Manager |
| Filename: OY1009201597-R1.A3L | Test Dates: 09/20/10 - 09/21/10 | EUT Type: 850/1900 GSM/GPRS Phone with Bluetooth | Page 29 of 31 | |




**Figure 19-3
SAR Test Setup Photo 3**





**Figure 19-4
SAR Test Setup Photo 4**

| | | | |
|---|---|--|---|
| FCC ID: A3LGTC3222 |  | SAR COMPLIANCE REPORT |  Reviewed by: Quality Manager |
| Filename: OY1009201597-R1.A3L | Test Dates: 09/20/10 - 09/21/10 | EUT Type: 850/1900 GSM/GPRS Phone with Bluetooth | Page 30 of 31 |



**Figure 19-5
SAR Test Setup Photo 5**

Note: Headset Cable is connected to the device during Body SAR assessment, as seen above.

| | | | |
|---|---|--|---|
| FCC ID: A3LGTC3222 |  | SAR COMPLIANCE REPORT |  Reviewed by: Quality Manager |
| Filename: OY1009201597-R1.A3L | Test Dates: 09/20/10 - 09/21/10 | EUT Type: 850/1900 GSM/GPRS Phone with Bluetooth | Page 31 of 31 |