



# HCT CO., LTD.

## CERTIFICATE OF COMPLIANCE FCC Certification

**Applicant Name:**  
SAMSUNG Electronics Co., Ltd.

**Date of Issue:**  
December 16, 2011

**Address:**  
416, Maetan-3dong, Yeongtong-gu, Suwon-si,  
Gyeonggi-do, Korea

**Test Site/Location:**  
HCT CO., LTD., 105-1, Jangam-ri, Majang-Myeon, Icheon-si,  
Kyunggi-Do, Korea

**Report No.:** HCTR1112FR10

**HCT FRN:** 0005866421

**FCC ID:** A3LGTB5512B

**APPLICANT:** SAMSUNG Electronics Co., Ltd.

**FCC Model(s):** GT-B5512B

**EUT Type:** 850/1900 GSM/GPRS and 850 WCDMA Phone with Bluetooth, WLAN and EDGE Rx Only

**Max. RF Output Power:** Wi-Fi 802.11b(21.49 dBm) / Wi-Fi 802.11g (22.12 dBm)  
/ Wi-Fi 802.11n (20.14 dBm)

**Frequency Range:** 2412 MHz -2462 MHz

**Modulation type** CCK/DSSS/OFDM

**FCC Classification:** Digital Transmission System(DTS)

**FCC Rule Part(s):** Part 15.247

**Engineering Statement:**

The measurements shown in this report were made in accordance with the procedures indicated, and the emissions from this equipment were found to be within the limits applicable. I assume full responsibility for the accuracy and completeness of these measurements, and for the qualifications of all persons taking them.

HCT CO., LTD. Certifies that no party to this application has subject to a denial of Federal benefits that includes FCC benefits pursuant to section 5301 of the Anti-Drug Abuse Act of 1998,21 U.S. C.853(a)

**Report prepared by**

**: Jong Seok Lee**

**Test engineer of RF Team**

**Approved by**

**: Sang Jun Lee**

**Manager of RF Team**

This report only responds to the tested sample and may not be reproduced, except in full, without written approval of the HCT Co., Ltd.

FCC PT.15.247 TEST REPORT	FCC CERTIFICATION REPORT		<a href="http://www.hct.co.kr">www.hct.co.kr</a>
Test Report No. HCTR1112FR10	Date of Issue: December 16, 2011	EUT Type: 850/1900 GSM/GPRS and 850 WCDMA Phone with Bluetooth, WLAN and EDGE Rx Only	FCC ID: A3LGTB5512B

# Version

TEST REPORT NO.	DATE	DESCRIPTION
HCTR1112FR10	December 16, 2011	- First Approval Report

# Table of Contents

1. GENERAL INFORMATION .....	4
2. EUT DESCRIPTION .....	4
3. TEST METHODOLOGY .....	5
3.1 EUT CONFIGURATION .....	5
3.2 EUT EXERCISE .....	5
3.3 GENERAL TEST PROCEDURES .....	5
3.4 DESCRIPTION OF TEST MODES .....	5
4. INSTRUMENT CALIBRATION.....	6
5. FACILITIES AND ACCREDITATIONS .....	6
5.1 FACILITIES .....	6
5.2 EQUIPMENT .....	6
6. ANTENNA REQUIREMENTS .....	7
7. SUMMARY TEST OF RESULTS .....	8
8. TEST RESULT .....	9
8.1 6dB BANDWIDTH MEASUREMENT (802.11b/g/n).....	9
8.2 OUTPUT POWER MEASUREMENT (802.11b/g/n).....	1 6
8.3 POWER SPECTRAL DENSITY (802.11b/g/n).....	8 3
8.4 OUT OF BAND EMISSIONS AT THE BAND EDGE/ CONDUCTED SPURIOUS EMISSIONS ...	8 9
8.5 RADIATED MEASUREMENT.....	1 0 3
8.5.1 RADIATED SPURIOUS EMISSIONS.....	1 0 3
8.5.2 RADIATED RESTRICTED BAND EDGE MEASUREMENTS .....	1 1 1
8.6 POWERLINE CONDUCTED EMISSIONS .....	1 1 3
9. LIST OF TEST EQUIPMENT .....	1 1 8

FCC PT.15.247 TEST REPORT	FCC CERTIFICATION REPORT		<a href="http://www.hct.co.kr">www.hct.co.kr</a>
Test Report No. HCTR1112FR10	Date of Issue: December 16, 2011	EUT Type: 850/1900 GSM/GPRS and 850 WCDMA Phone with Bluetooth, WLAN and EDGE Rx Only	FCC ID: A3LGTB5512B

## 1. GENERAL INFORMATION

**Applicant:** SAMSUNG Electronics Co., Ltd.  
**Address:** 416, Maetan-3dong, Yeongtong-gu, Suwon-si, Gyeonggi-do, Korea  
  
**FCC ID:** A3LGTB5512B  
**EUT Type:** 850/1900 GSM/GPRS and 850 WCDMA Phone with Bluetooth, WLAN and EDGE Rx Only  
**Model Name:** GT-B5512B  
**Date(s) of Tests:** December 05, 2011 ~ December 13, 2011  
**Contact Person:** Name: Sang uk Kim  
Phone #: +82-31-301-5879  
  
**Place of Tests:** HCT Co., Ltd.  
105-1, Jangam-ri , Majang-Myeon, Icheon-si, Kyunggi-Do, 467-811, KOREA.  
(IC Recognition No. : 5944A-3)

## 2. EUT DESCRIPTION

<b>EUT Type</b>	850/1900 GSM/GPRS and 850 WCDMA Phone with Bluetooth, WLAN and EDGE Rx Only	
<b>Model Name</b>	GT-B5512B	
<b>Version</b>	Hardware : REV1.0/ Software : B5512B.010	
<b>Power Supply</b>	DC 3.7 V	
<b>Battery type</b>	Li-ion Battery(Standard)	
<b>Frequency Range</b>	TX: 2412 MHz ~ 2462 MHz RX: 2412 MHz ~ 2462 MHz	
<b>Max. RF Output Power:</b>	Peak:	Wi-Fi 802.11b(21.49 dBm) / Wi-Fi 802.11g (22.12 dBm) / Wi-Fi 802.11n (20.14 dBm)
	Average:	Wi-Fi 802.11b(15.16 dBm) / Wi-Fi 802.11g (13.63 dBm) / Wi-Fi 802.11n (11.28 dBm)
<b>Modulation Type</b>	DSSS/CCK(802.11b), OFDM(802.11g, 802.11n)	
<b>Antenna Specification</b>	Manufacturer: Samsung Electronics. Antenna type: Capacitor Antenna Peak Gain : 0.12 dBi	

### 3. TEST METHODOLOGY

The measurement procedure described in the American National Standard for Methods of Measurement of Radio-Noise Emission from Low-Voltage Electrical and Electronic Equipment in the Range of 9kHz to 40GHz(ANSI C63.4-2003)

#### 3.1 EUT CONFIGURATION

The EUT configuration for testing is installed on RF field strength measurement to meet the Commissions requirement and operating in a manner that intends to maximize its emission characteristics in a continuous normal application.

#### 3.2 EUT EXERCISE

The EUT was operated in the engineering mode to fix the Tx frequency that was for the purpose of the measurements. According to its specifications, the EUT must comply with the requirements of the Section 15.207, 15.209 and 15.247 under the FCC Rules Part 15 Subpart C.

#### 3.3 GENERAL TEST PROCEDURES

##### Conducted Emissions

The EUT is placed on the turntable, which is 0.8 m above ground plane. According to the requirements in Section 13.1.4.1 of ANSI C63.4. (Version :2003) Conducted emissions from the EUT measured in the frequency range between 0.15 MHz and 30MHz using CISPR Quasi-peak and average detector modes.

##### Radiated Emissions

The EUT is placed on a turn table, which is 0.8 m above ground plane. The turntable shall rotate 360 degrees to determine the position of maximum emission level. EUT is set 3 m away from the receiving antenna, which varied from 1 m to 4 m to find out the highest emission. And also, each emission was to be maximized by changing the polarization of receiving antenna both horizontal and vertical. In order to find out the max. emission, the relative positions of this hand-held transmitter (EUT) was rotated through three orthogonal axes according to the requirements in Section 13.1.4.1 of ANSI C63.4. (Version: 2003)

#### 3.4 DESCRIPTION OF TEST MODES

The EUT has been tested under operating condition. Test program used to control the EUT for staying in continuous transmitting and receiving mode is programmed.

Channel low, mid and high with highest data rate (worst case) is chosen for full testing.

<b>FCC PT.15.247 TEST REPORT</b>	<b>FCC CERTIFICATION REPORT</b>		<a href="http://www.hct.co.kr">www.hct.co.kr</a>
<b>Test Report No.</b> HCTR1112FR10	<b>Date of Issue:</b> December 16, 2011	<b>EUT Type:</b> 850/1900 GSM/GPRS and 850 WCDMA Phone with Bluetooth, WLAN and EDGE Rx Only	<b>FCC ID:</b> A3LGTB5512B

## 4. INSTRUMENT CALIBRATION

The measuring equipment, which was utilized in performing the tests documented herein, has been calibrated in accordance with the manufacturer's recommendations for utilizing calibration equipments, which is traceable to recognized national standards.

## 5. FACILITIES AND ACCREDITATIONS

### 5.1 FACILITIES

The SAC(Semi-Anechoic Chamber) and conducted measurement facility used to collect the radiated data are located at the 105-1, Jangam-ri, Majang-Myeon, Icheon-si, Kyunggi-Do, 467-811, Korea. The site is constructed in conformance with the requirements of ANSI C63.4. (Version :2003) and CISPR Publication 22. Detailed description of test facility was submitted to the Commission and accepted dated March 02, 2011 (Registration Number: 90661)

### 5.2 EQUIPMENT

Radiated emissions are measured with one or more of the following types of Linearly polarized antennas: tuned dipole, bi-conical, log periodic, bi-log, and/or ridged waveguide, horn. Spectrum analyzers with pre-selectors and quasi-peak detectors are used to perform radiated measurements. Conducted emissions are measured with Line Impedance Stabilization Networks and EMI Test Receivers. Calibrated wideband preamplifiers, coaxial cables, and coaxial attenuators are also used for making measurements.

All receiving equipment conforms to CISPR Publication 16-1, "Radio Interference Measuring Apparatus and Measurement Methods."

<b>FCC PT.15.247 TEST REPORT</b>	<b>FCC CERTIFICATION REPORT</b>		<a href="http://www.hct.co.kr">www.hct.co.kr</a>
<b>Test Report No.</b> HCTR1112FR10	<b>Date of Issue:</b> December 16, 2011	<b>EUT Type:</b> 850/1900 GSM/GPRS and 850 WCDMA Phone with Bluetooth, WLAN and EDGE Rx Only	<b>FCC ID:</b> A3LGTB5512B

## 6. ANTENNA REQUIREMENTS

### According to FCC 47 CFR §15.203:

“An intentional radiator antenna shall be designed to ensure that no antenna other than that furnished by the responsible party can be used with the device. The use of a permanently attached antenna or of an antenna that uses a unique coupling to the intentional radiator shall be considered sufficient to comply with the provisions of this section.”

\* The antennas of this E.U.T are permanently attached.

\*The E.U.T Complies with the requirement of §15.203

<b>FCC PT.15.247 TEST REPORT</b>	<b>FCC CERTIFICATION REPORT</b>		<a href="http://www.hct.co.kr">www.hct.co.kr</a>
<b>Test Report No.</b> HCTR1112FR10	<b>Date of Issue:</b> December 16, 2011	<b>EUT Type:</b> 850/1900 GSM/GPRS and 850 WCDMA Phone with Bluetooth, WLAN and EDGE Rx Only	<b>FCC ID:</b> A3LGTB5512B

## 7. SUMMARY TEST OF RESULTS

Test Description	FCC Part Section(s)	Test Limit	Test Condition	Test Result
6 dB Bandwidth	§15.247(a)(2)	> 500 kHz	CONDUCTED	PASS
Conducted Maximum Peak Output Power	§15.247(b)(3)	< 1 Watt		PASS
Power Spectral Density	§15.247(e)	< 8 dBm / 3 kHz Band		PASS
Band Edge(Out of Band Emissions)	§15.247(d)	Conducted < 20 dBc		PASS
AC Power line Conducted Emissions	§15.207	cf. Section 8.6		PASS
Radiated Spurious Emissions	§15.205, 15.209	cf. Section 8.5.1	RADIATED	PASS
Radiated Restricted Band Edge	§15.247(d), 15.205, 15.209	cf. Section 8.5.2		PASS

## 8. TEST RESULT

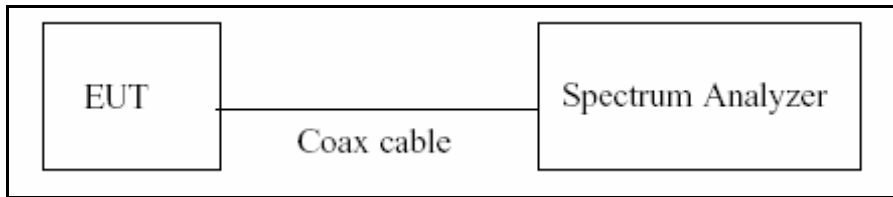
### 8.1 6dB BANDWIDTH MEASUREMENT (802.11b/g/n)

#### Test Requirements and limit, §15.247(a)(2)

The bandwidth at 6dB down from the highest in-band spectral density is measured with a spectrum analyzer connected to the receive antenna while the EUT is operating in transmission mode at the appropriate frequencies.

The minimum permissible 6dB bandwidth is 500 kHz.

#### ■ TEST CONFIGURATION



#### ■ TEST PROCEDURE

The transmitter output is connected to the Spectrum Analyzer.

The Spectrum Analyzer is set to

RBW: 430 kHz

VBW: 1.3 MHz

SPAN: 40 MHz

#### ■ TEST RESULTS

Conducted 6dB Bandwidth Measurements for 802.11b

802.11b Mode		Measured Bandwidth [MHz]	Minimum Bandwidth [MHz]	Pass / Fail
Frequency [MHz]	Channel No.			
2412	1	7.948	0.500	Pass
2437	6	7.810	0.500	Pass
2462	11	8.386	0.500	Pass

Conducted 6dB Bandwidth Measurements for 802.11g

802.11g Mode		Measured Bandwidth [MHz]	Minimum Bandwidth [MHz]	Pass / Fail
Frequency [MHz]	Channel No.			
2412	1	15.121	0.500	Pass
2437	6	15.633	0.500	Pass
2462	11	15.683	0.500	Pass

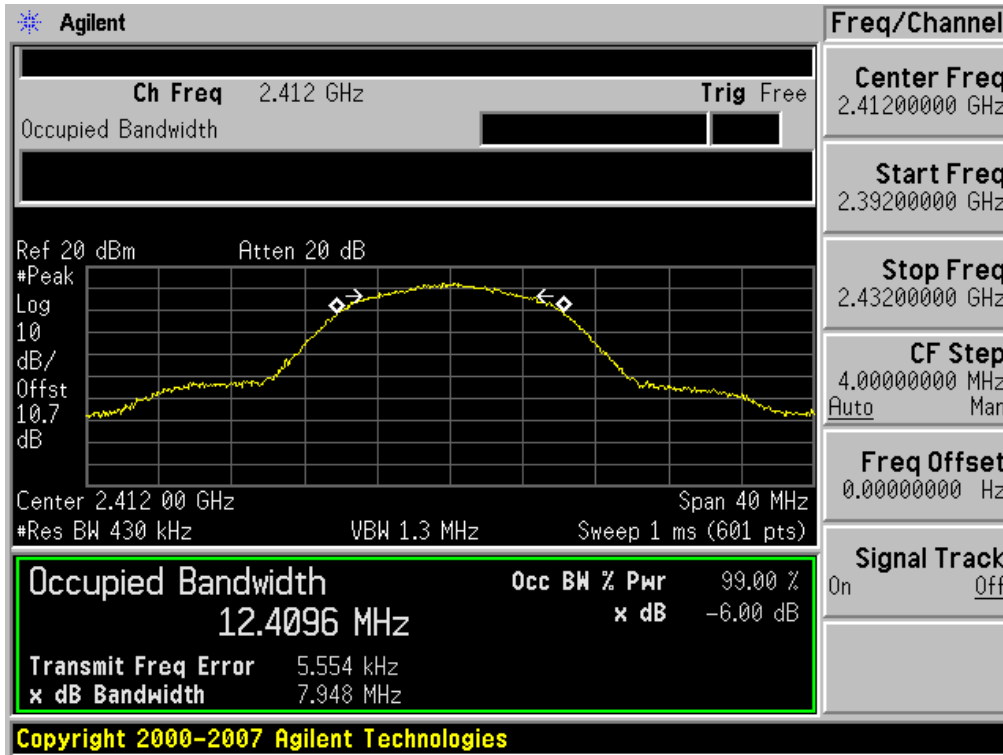
FCC PT.15.247 TEST REPORT	FCC CERTIFICATION REPORT		<a href="http://www.hct.co.kr">www.hct.co.kr</a>
Test Report No. HCTR1112FR10	Date of Issue: December 16, 2011	EUT Type: 850/1900 GSM/GPRS and 850 WCDMA Phone with Bluetooth, WLAN and EDGE Rx Only	FCC ID: A3LGTB5512B

Conducted 6dB Bandwidth Measurements for 802.11n

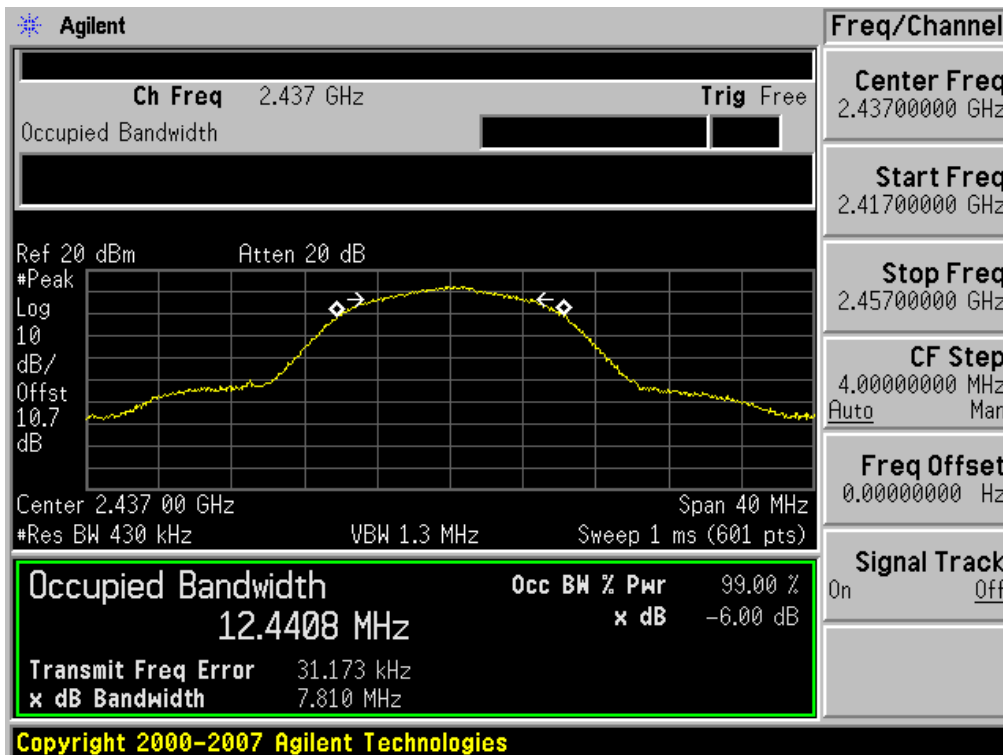
802.11n Mode		Measured Bandwidth [MHz]	Minimum Bandwidth [MHz]	Pass / Fail
Frequency [MHz]	Channel No.			
2412	1	17.057	0.500	Pass
2437	6	17.235	0.500	Pass
2462	11	17.346	0.500	Pass

RESULT PLOTS

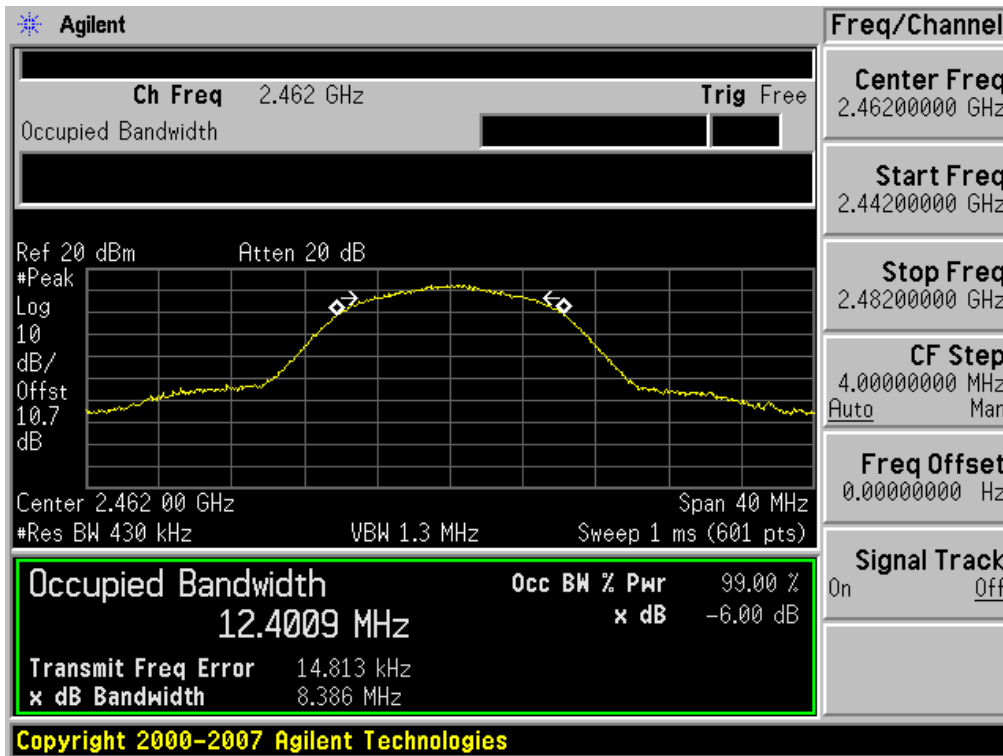
6dB Bandwidth plot (802.11b-CH 1)



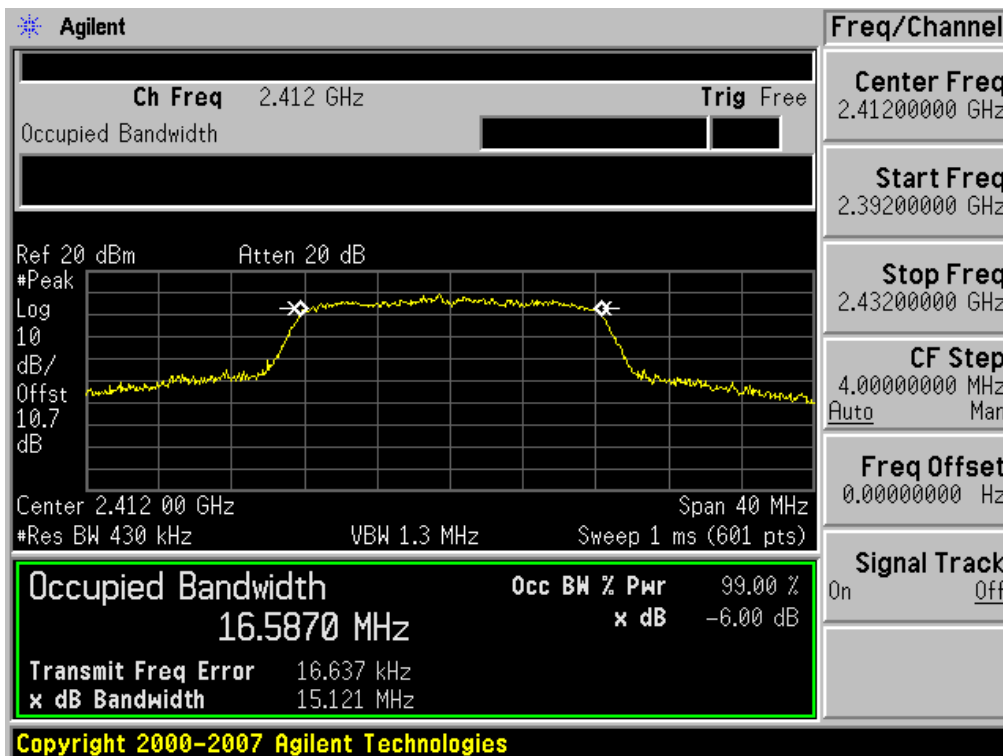
6dB Bandwidth plot (802.11b-CH 6)



### 6dB Bandwidth plot (802.11b-CH 11)

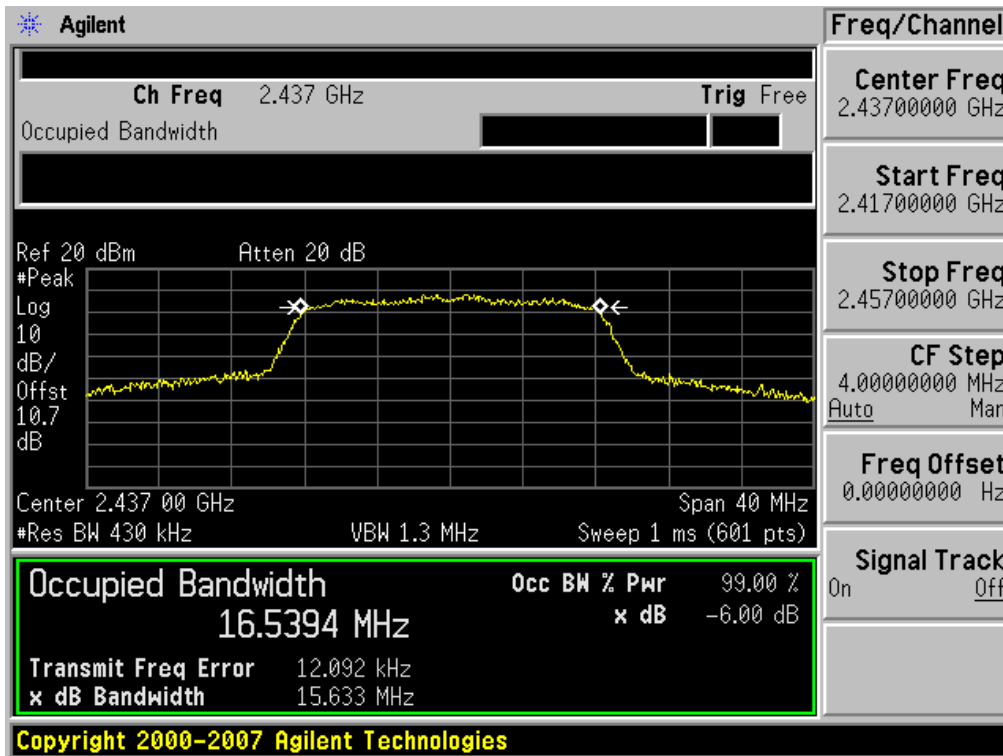


### 6dB Bandwidth plot (802.11g-CH 1)

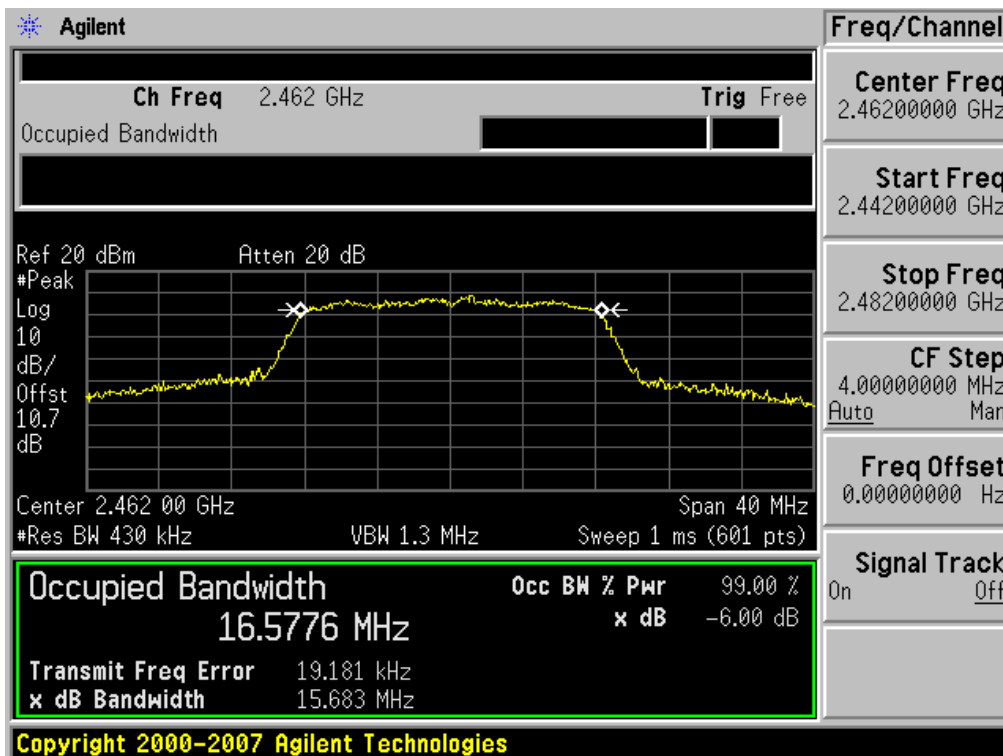


FCC PT.15.247 TEST REPORT	FCC CERTIFICATION REPORT		<a href="http://www.hct.co.kr">www.hct.co.kr</a>
Test Report No. HCTR1112FR10	Date of Issue: December 16, 2011	EUT Type: 850/1900 GSM/GPRS and 850 WCDMA Phone with Bluetooth, WLAN and EDGE Rx Only	FCC ID: A3LGTB5512B

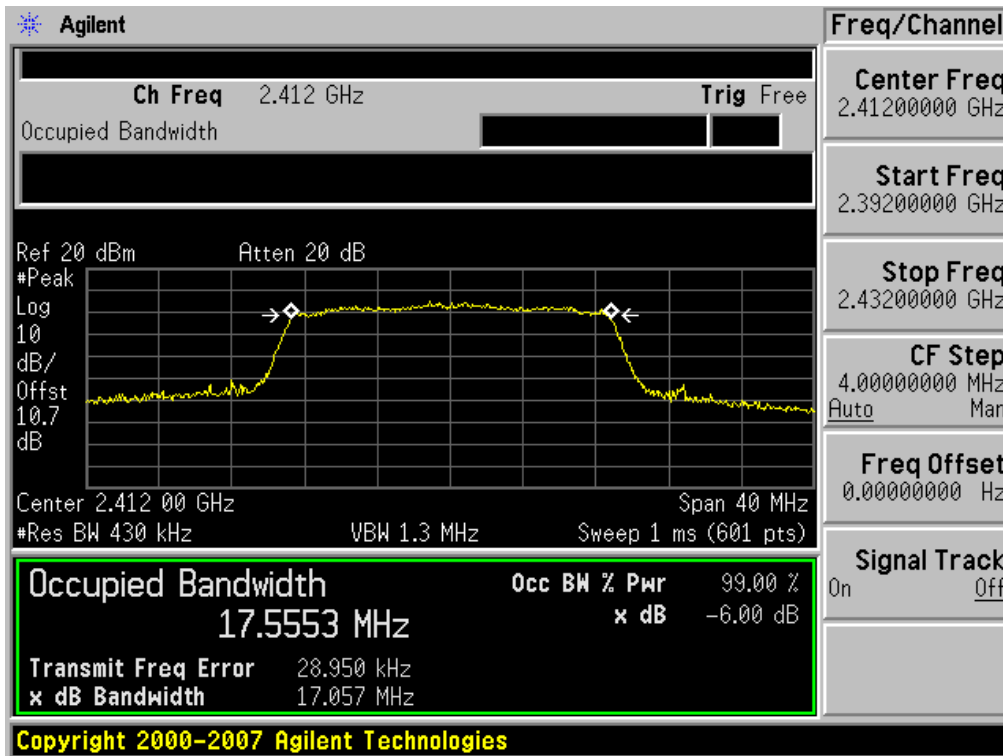
### 6dB Bandwidth plot (802.11g-CH 6)



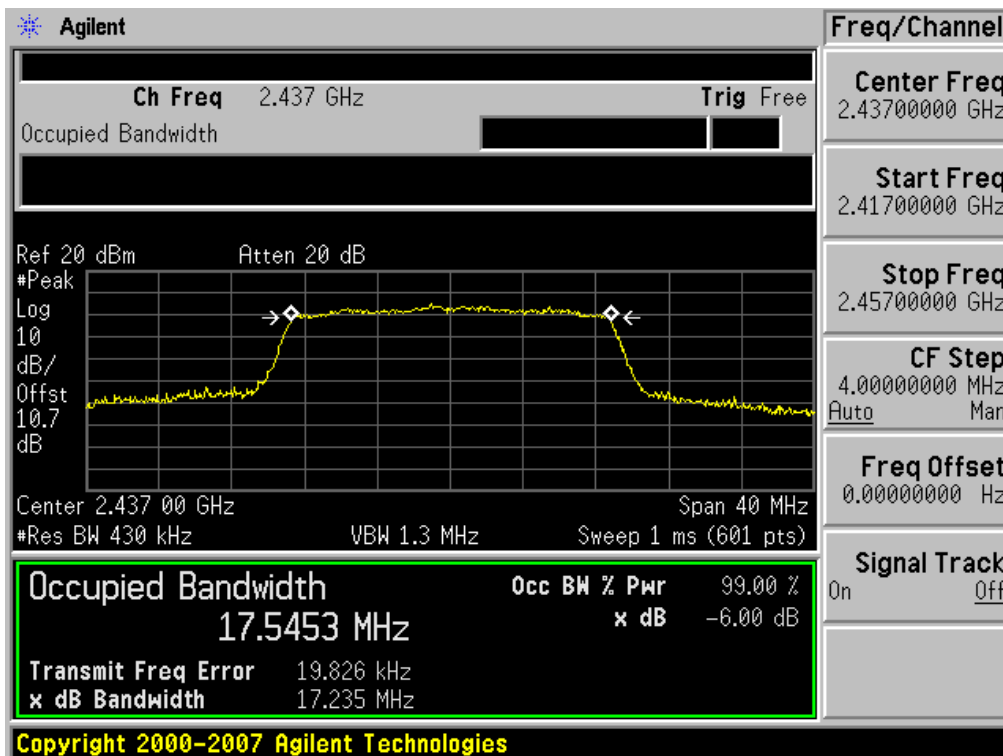
### 6dB Bandwidth plot (802.11g-CH 11)



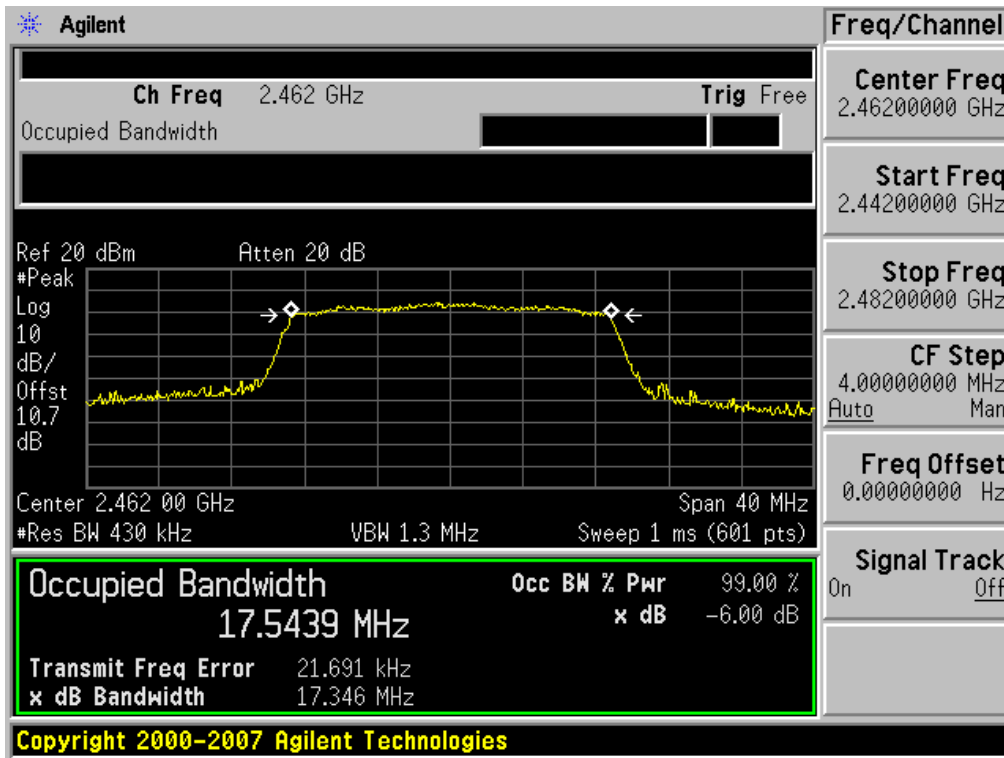
### 6dB Bandwidth plot (802.11n-CH 1)



### 6dB Bandwidth plot (802.11n-CH 6)



### 6dB Bandwidth plot (802.11n-CH 11)



FCC PT.15.247 TEST REPORT	FCC CERTIFICATION REPORT		<a href="http://www.hct.co.kr">www.hct.co.kr</a>
Test Report No. HCTR1112FR10	Date of Issue: December 16, 2011	EUT Type: 850/1900 GSM/GPRS and 850 WCDMA Phone with Bluetooth, WLAN and EDGE Rx Only	FCC ID: A3LGTB5512B

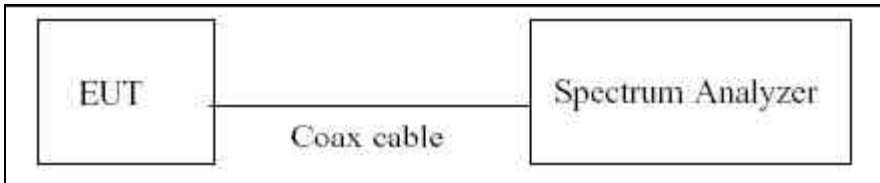
## 8.2 OUTPUT POWER MEASUREMENT (802.11b/g/n)

### Test Requirements and limit, §15.247(b)(3)

A transmitter antenna terminal of EUT is connected to the input of a Spectrum Analyzer. Measurement is made while the EUT is operating in transmission mode at the appropriate frequencies.

**The maximum permissible conducted output power is 1 Watt.**

#### ■ TEST CONFIGURATION



#### ■ TEST PROCEDURE

The transmitter output is connected to the Spectrum Analyzer. We use the spectrum analyzer's integrated band power measurement function. We tested according to 718828 DTS Measurement Guidance DR01.

The Spectrum Analyzer is set to

Peak Power

RBW = 1 MHz

VBW = 3 MHz

SPAN = 5 – 30 % greater than the EBW

Detector Mode = Peak

Integrated bandwidth = EBW

Average Power

RBW = 1 MHz

VBW = 3 MHz

SPAN = 5 – 30 % greater than the EBW

Detector Mode = Average

Integrated bandwidth = EBW

<b>FCC PT.15.247 TEST REPORT</b>	<b>FCC CERTIFICATION REPORT</b>		<a href="http://www.hct.co.kr">www.hct.co.kr</a>
<b>Test Report No.</b> HCTR1112FR10	<b>Date of Issue:</b> December 16, 2011	<b>EUT Type:</b> 850/1900 GSM/GPRS and 850 WCDMA Phone with Bluetooth, WLAN and EDGE Rx Only	<b>FCC ID:</b> A3LGTB5512B

■ TEST RESULTS-Peak

Conducted Output Power Measurements (802.11b Mode)

802.11b Mode		Rate (Mbps)	Measured Power(dBm)	Limit (dBm)
Frequency[MHz]	Channel No.			
2412	1	1 Mbps	17.85	30
		2 Mbps	18.17	30
		5.5 Mbps	19.76	30
		11 Mbps	21.49	30
2437	6	1 Mbps	17.79	30
		2 Mbps	18.09	30
		5.5 Mbps	19.75	30
		11 Mbps	21.41	30
2462	11	1 Mbps	17.96	30
		2 Mbps	18.23	30
		5.5 Mbps	19.73	30
		11 Mbps	21.46	30

Conducted Output Power Measurements (802.11g Mode)

802.11g Mode		Rate (Mbps)	Measured Power(dBm)	Limit (dBm)
Frequency[MHz]	Channel No.			
2412	1	6 Mbps	21.58	30
		9 Mbps	21.50	30
		12 Mbps	21.60	30
		18 Mbps	21.57	30
		24 Mbps	22.09	30
		36 Mbps	21.89	30
		48 Mbps	21.96	30
		54 Mbps	22.12	30
2437	6	6 Mbps	21.53	30
		9 Mbps	21.51	30
		12 Mbps	21.55	30
		18 Mbps	21.37	30
		24 Mbps	21.98	30
		36 Mbps	21.76	30
		48 Mbps	21.94	30
		54 Mbps	21.98	30
2462	11	6 Mbps	21.69	30
		9 Mbps	21.53	30
		12 Mbps	21.59	30
		18 Mbps	21.54	30
		24 Mbps	22.01	30
		36 Mbps	21.89	30
		48 Mbps	21.98	30
		54 Mbps	22.08	30

Conducted Output Power Measurements (802.11n Mode)

802.11n Mode		Rate (Mbps)	Measured Power(dBm)	Limit (dBm)
Frequency[MHz]	Channel No.			
2412	1	65 Mbps	19.45	30
		13 Mbps	19.57	30
		19.5 Mbps	19.36	30
		26 Mbps	19.89	30
		39 Mbps	19.98	30
		52 Mbps	19.89	30
		58.5 Mbps	19.90	30
		65 Mbps	19.87	30
2437	6	65 Mbps	19.43	30
		13 Mbps	19.59	30
		19.5 Mbps	19.29	30
		26 Mbps	19.66	30
		39 Mbps	19.84	30
		52 Mbps	19.73	30
		58.5 Mbps	19.86	30
		65 Mbps	19.91	30
2462	11	65 Mbps	19.52	30
		13 Mbps	19.53	30
		19.5 Mbps	19.42	30
		26 Mbps	20.14	30
		39 Mbps	19.84	30
		52 Mbps	19.83	30
		58.5 Mbps	19.92	30
		65 Mbps	19.89	30

■ TEST RESULTS-Average

Conducted Output Power Measurements (802.11b Mode)

802.11b Mode		Rate (Mbps)	Measured Power(dBm)	Limit (dBm)
Frequency[MHz]	Channel No.			
2412	1	1 Mbps	15.16	30
		2 Mbps	15.12	30
		5.5 Mbps	15.14	30
		11 Mbps	14.85	30
2437	6	1 Mbps	14.79	30
		2 Mbps	14.95	30
		5.5 Mbps	14.94	30
		11 Mbps	14.63	30
2462	11	1 Mbps	14.93	30
		2 Mbps	14.77	30
		5.5 Mbps	14.90	30
		11 Mbps	14.60	30

Conducted Output Power Measurements (802.11g Mode)

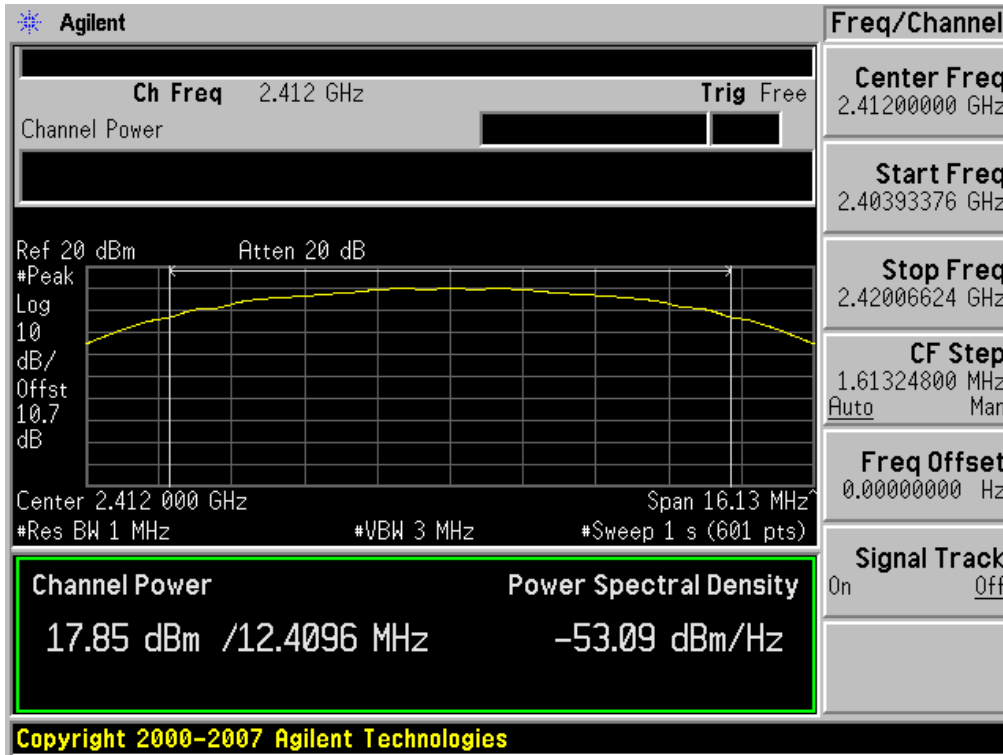
802.11g Mode		Rate (Mbps)	Measured Power(dBm)	Limit (dBm)
Frequency[MHz]	Channel No.			
2412	1	6 Mbps	13.63	30
		9 Mbps	13.39	30
		12 Mbps	13.11	30
		18 Mbps	13.01	30
		24 Mbps	12.81	30
		36 Mbps	12.40	30
		48 Mbps	11.92	30
		54 Mbps	11.80	30
2437	6	6 Mbps	13.36	30
		9 Mbps	13.23	30
		12 Mbps	13.17	30
		18 Mbps	12.88	30
		24 Mbps	12.48	30
		36 Mbps	12.19	30
		48 Mbps	11.86	30
		54 Mbps	11.74	30
2462	11	6 Mbps	13.33	30
		9 Mbps	13.14	30
		12 Mbps	13.03	30
		18 Mbps	12.82	30
		24 Mbps	12.62	30
		36 Mbps	12.19	30
		48 Mbps	11.84	30
		54 Mbps	11.62	30

Conducted Output Power Measurements (802.11n Mode)

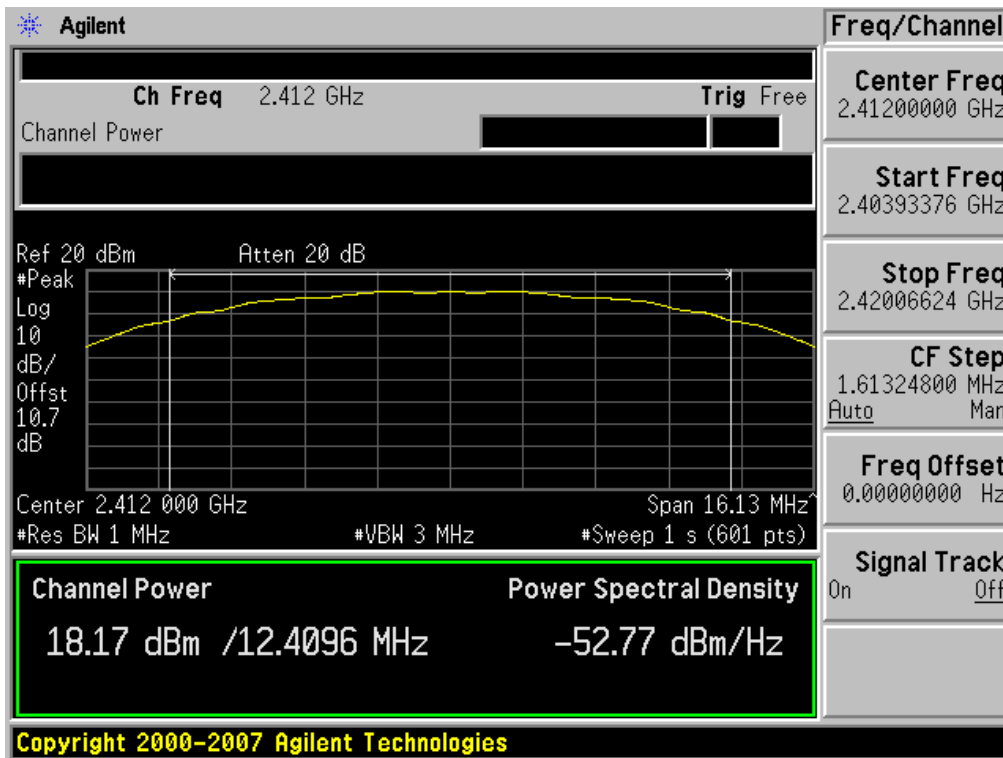
802.11n Mode		Rate (Mbps)	Measured Power(dBm)	Limit (dBm)
Frequency[MHz]	Channel No.			
2412	1	65 Mbps	11.28	30
		13 Mbps	11.08	30
		19.5 Mbps	10.82	30
		26 Mbps	10.59	30
		39 Mbps	10.15	30
		52 Mbps	9.85	30
		58.5 Mbps	9.72	30
		65 Mbps	9.54	30
2437	6	65 Mbps	11.19	30
		13 Mbps	10.87	30
		19.5 Mbps	10.62	30
		26 Mbps	10.40	30
		39 Mbps	10.06	30
		52 Mbps	9.64	30
		58.5 Mbps	9.53	30
		65 Mbps	9.33	30
2462	11	65 Mbps	11.21	30
		13 Mbps	10.84	30
		19.5 Mbps	10.63	30
		26 Mbps	10.43	30
		39 Mbps	10.07	30
		52 Mbps	9.68	30
		58.5 Mbps	9.50	30
		65 Mbps	9.33	30

RESULT PLOTS-Peak

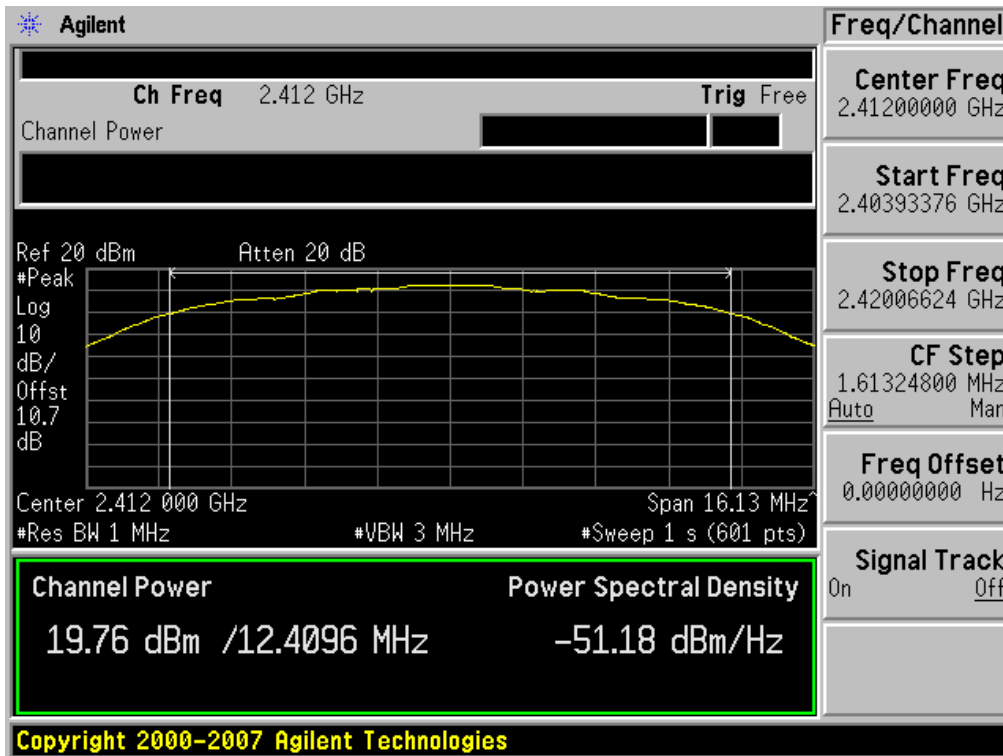
Conducted Output Power (802.11b-CH 1) 1Mbps



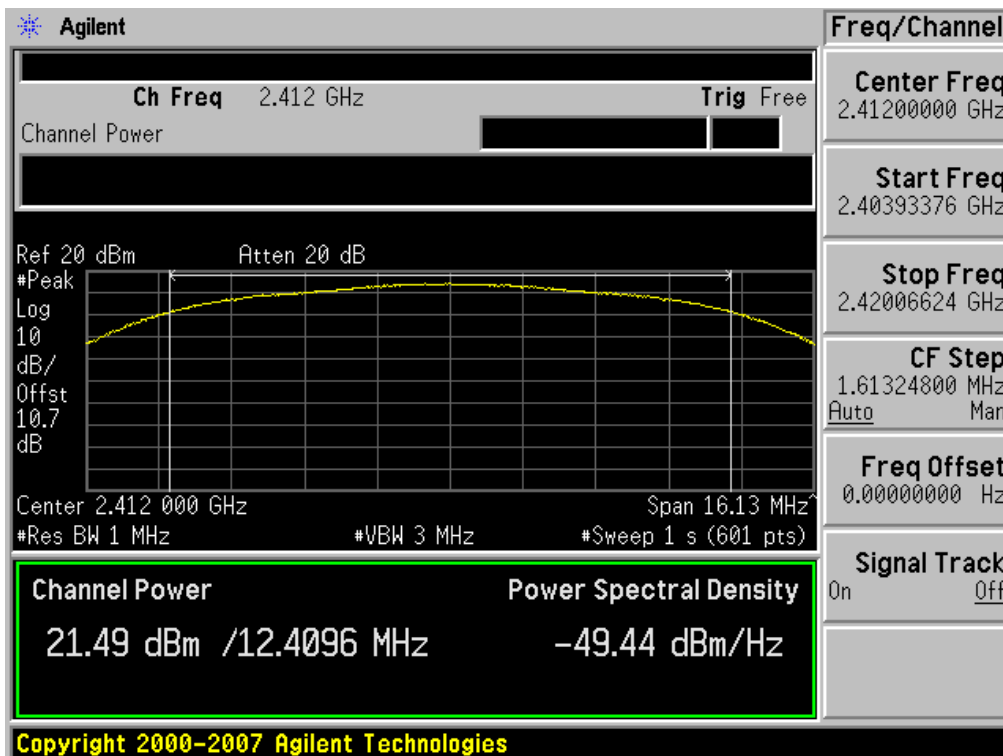
Conducted Output Power (802.11b-CH 1) 2Mbps



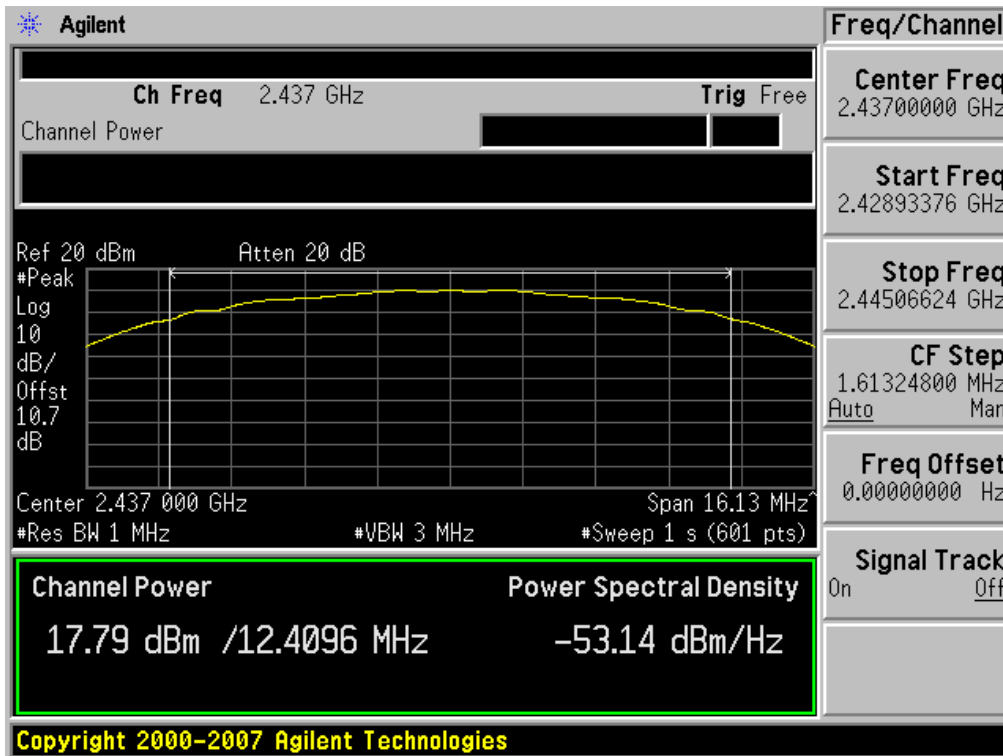
### Conducted Output Power (802.11b-CH 1) 5.5Mbps



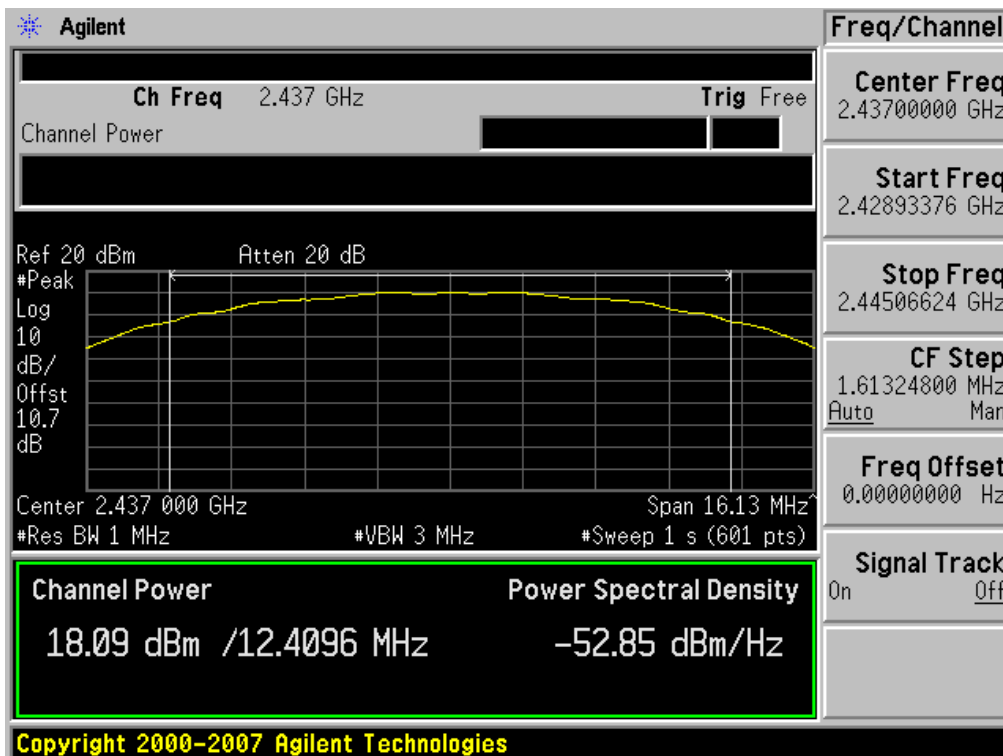
### Conducted Output Power (802.11b-CH 1) 11Mbps



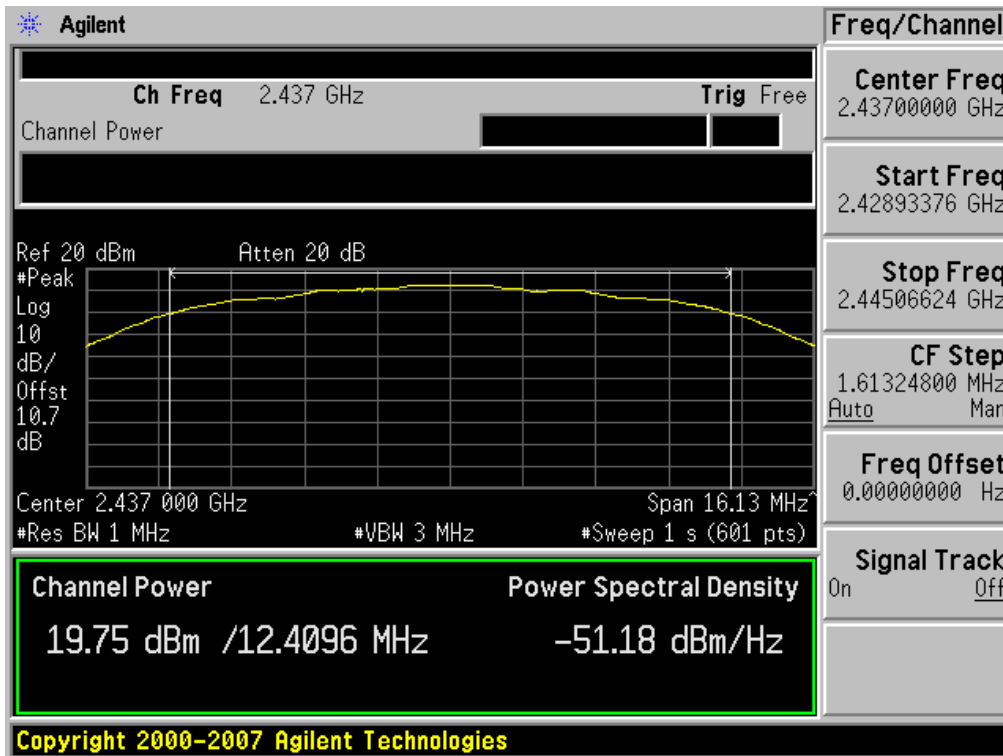
### Conducted Output Power (802.11b-CH 6) 1Mbps



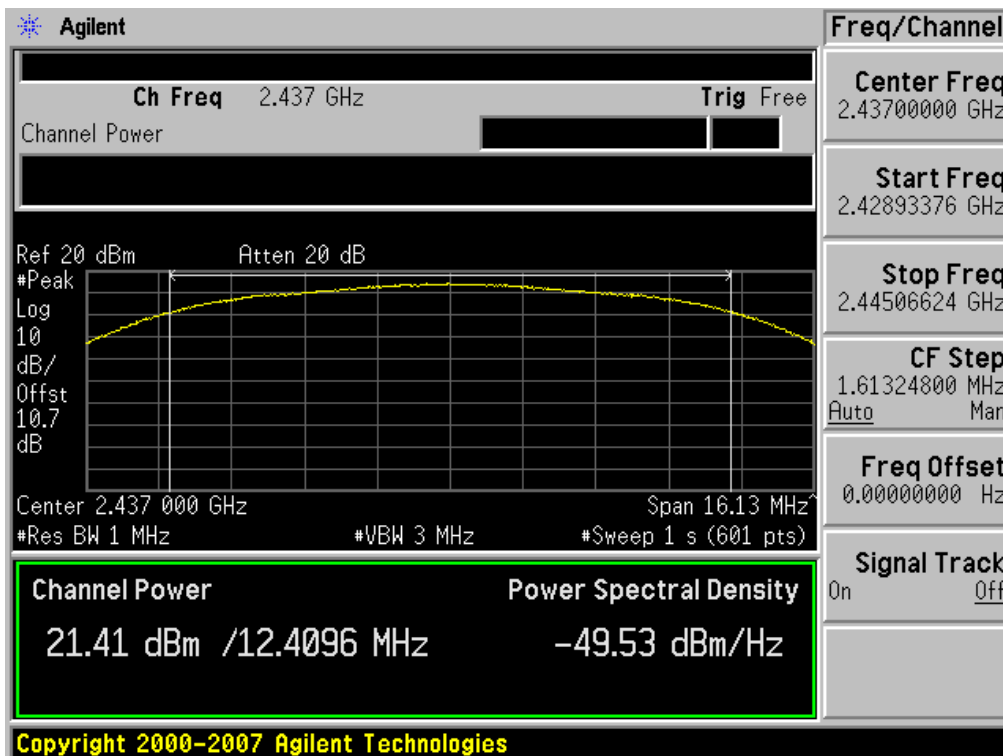
### Conducted Output Power (802.11b-CH 6) 2Mbps



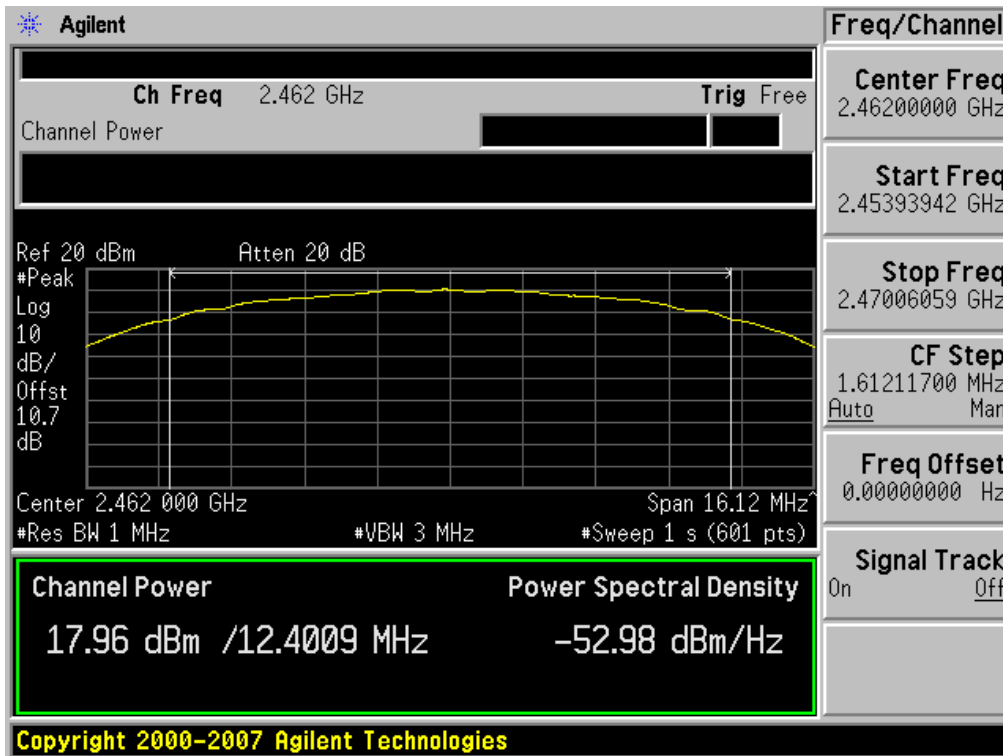
### Conducted Output Power (802.11b-CH 6) 5.5Mbps



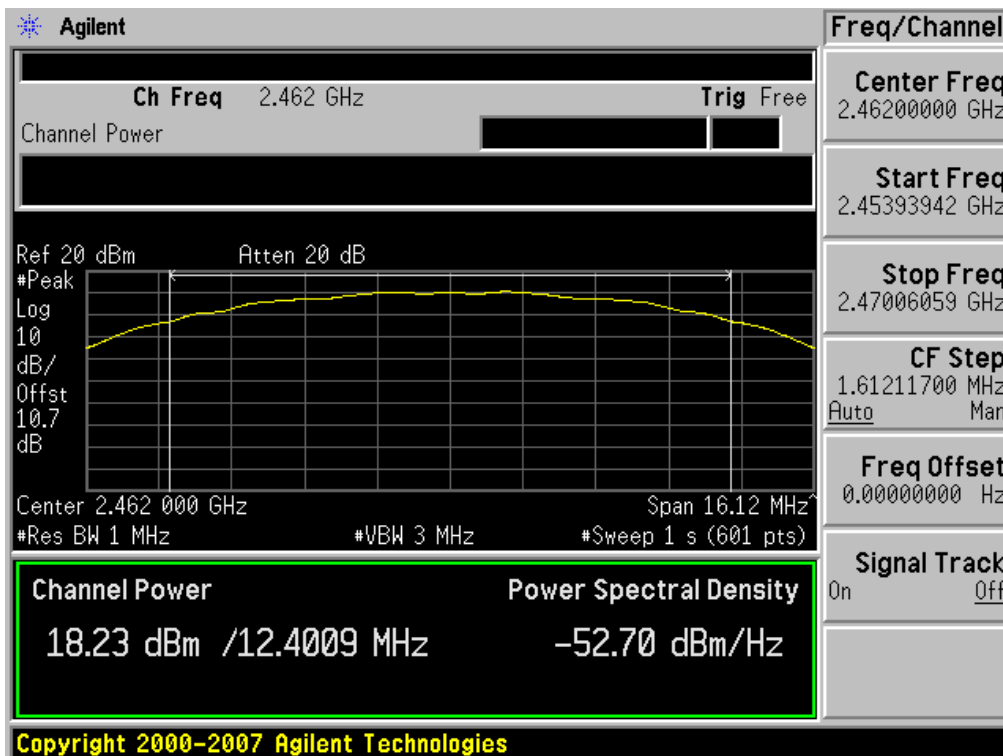
### Conducted Output Power (802.11b-CH 6) 11Mbps



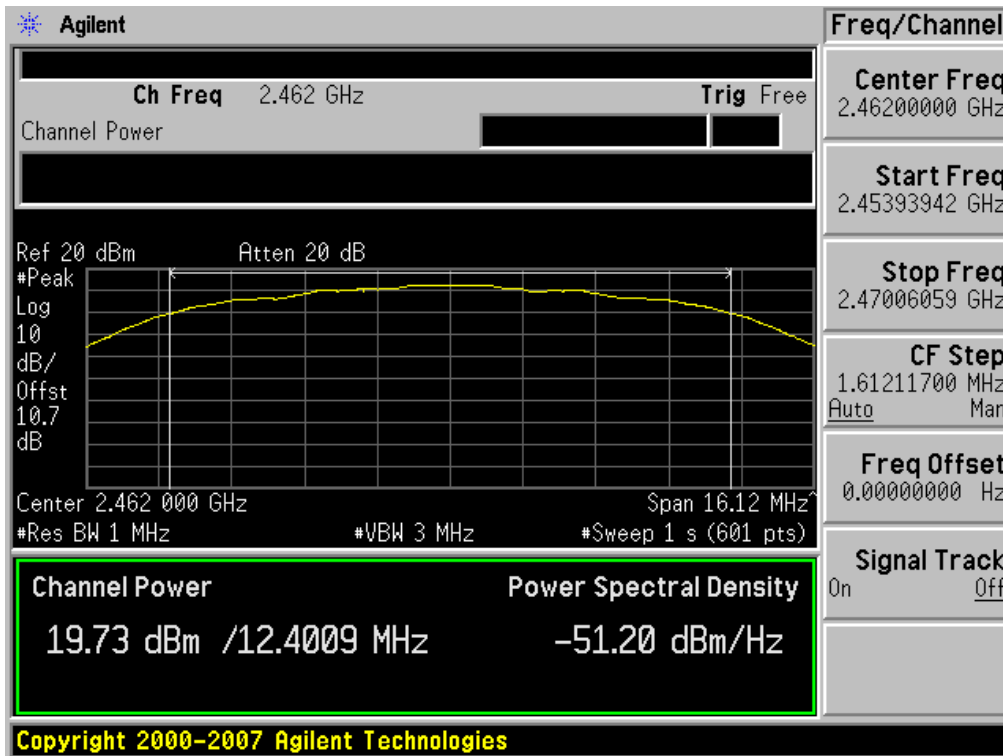
### Conducted Output Power (802.11b-CH 11) 1Mbps



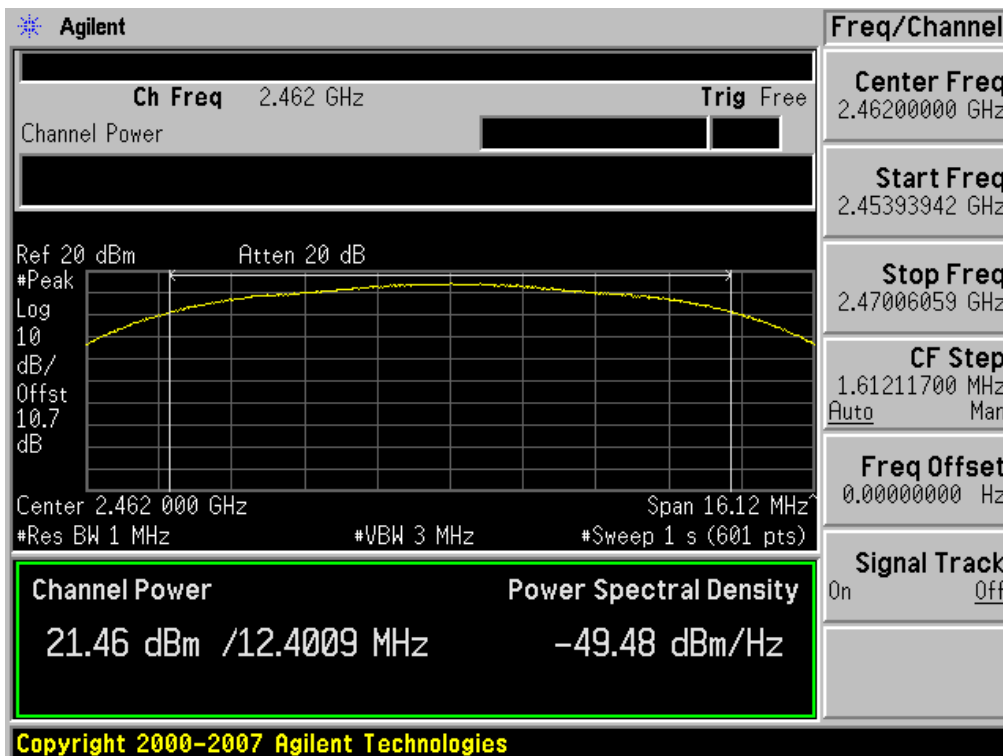
### Conducted Output Power (802.11b-CH 11) 2Mbps



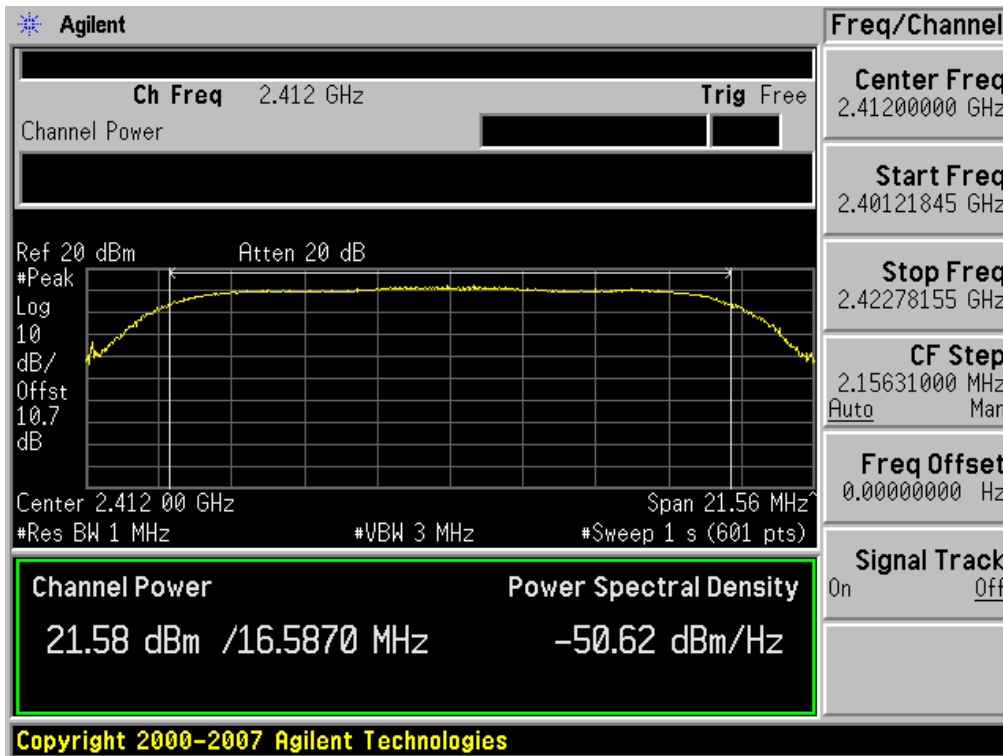
### Conducted Output Power (802.11b-CH 11) 5.5Mbps



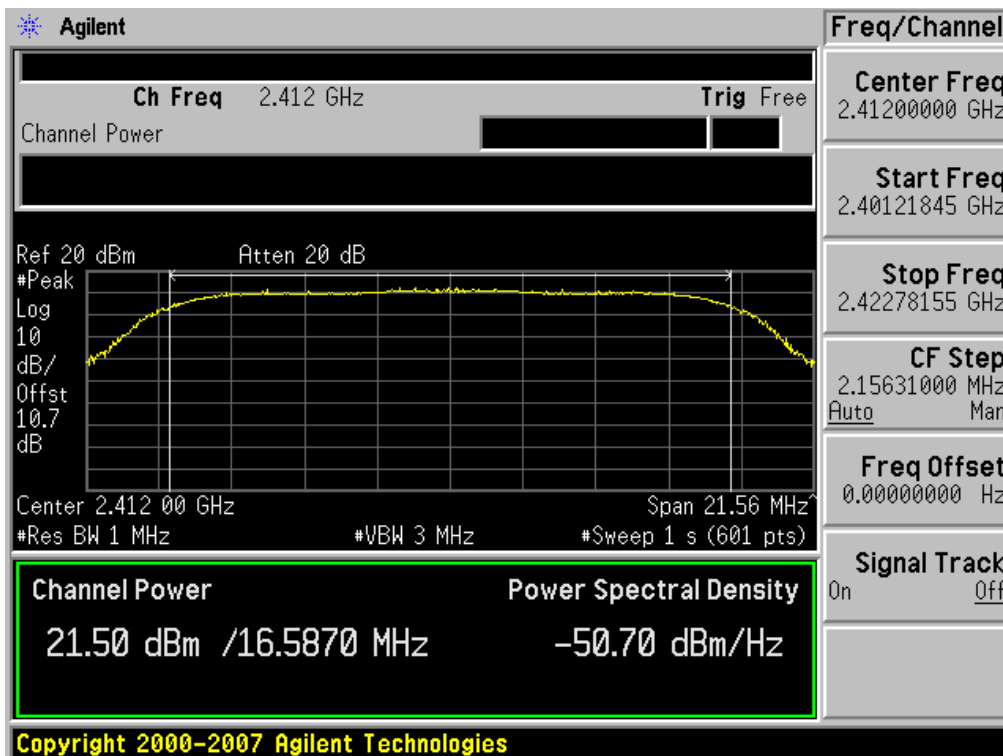
### Conducted Output Power (802.11b-CH 11) 11Mbps



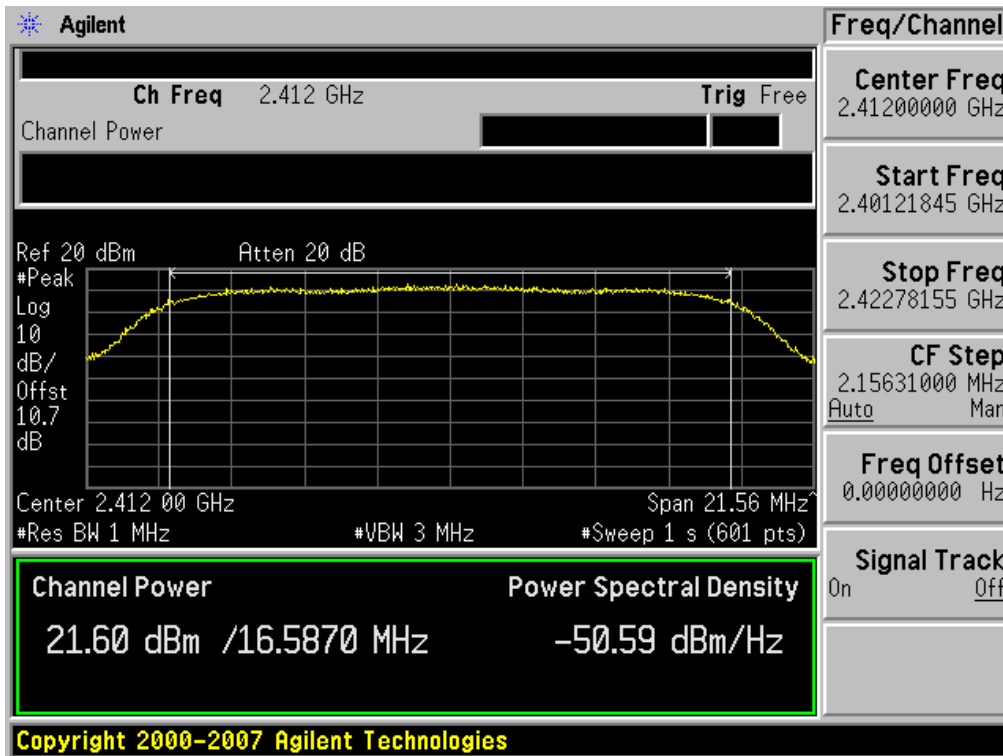
### Conducted Output Power (802.11g-CH 1) 6Mbps



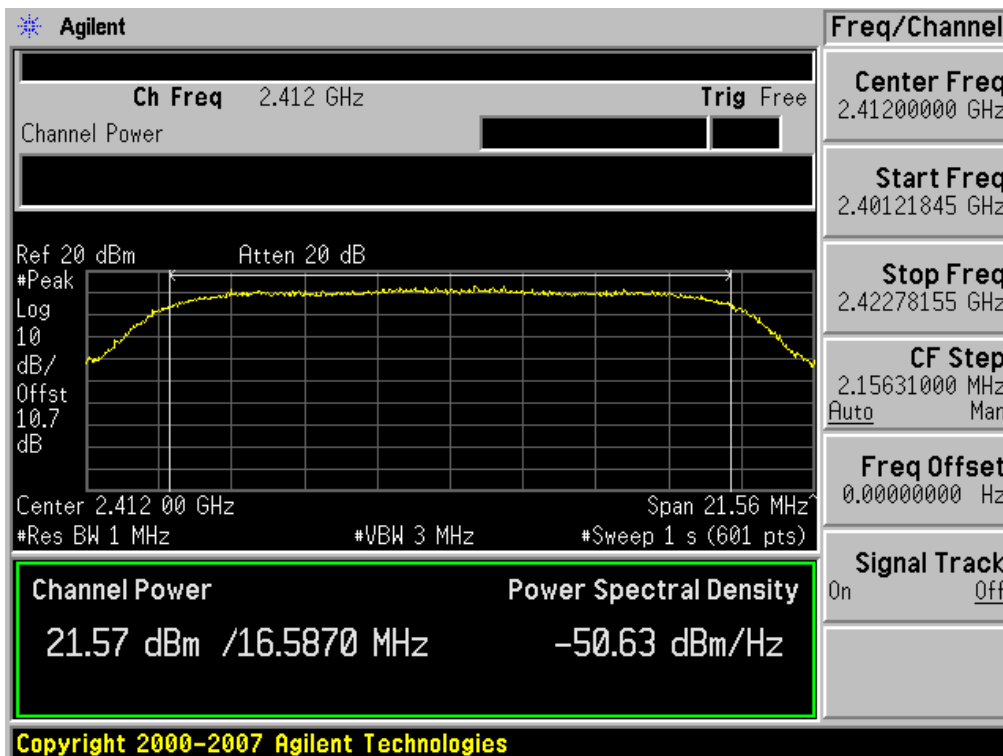
### Conducted Output Power (802.11g-CH 1) 9Mbps



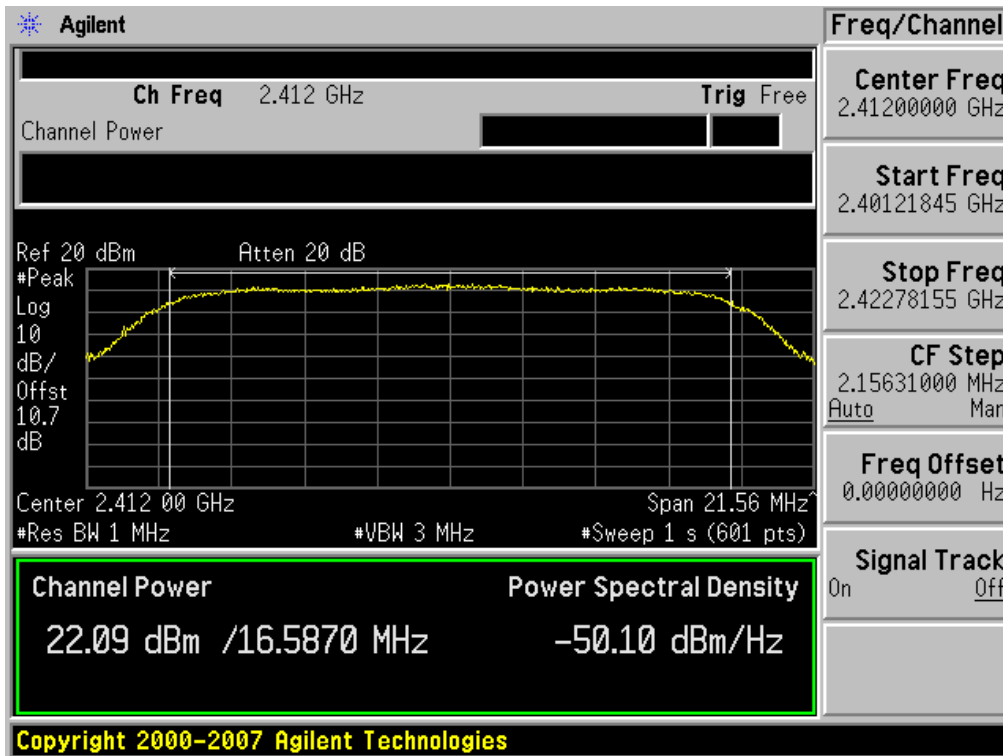
### Conducted Output Power (802.11g-CH 1) 12Mbps



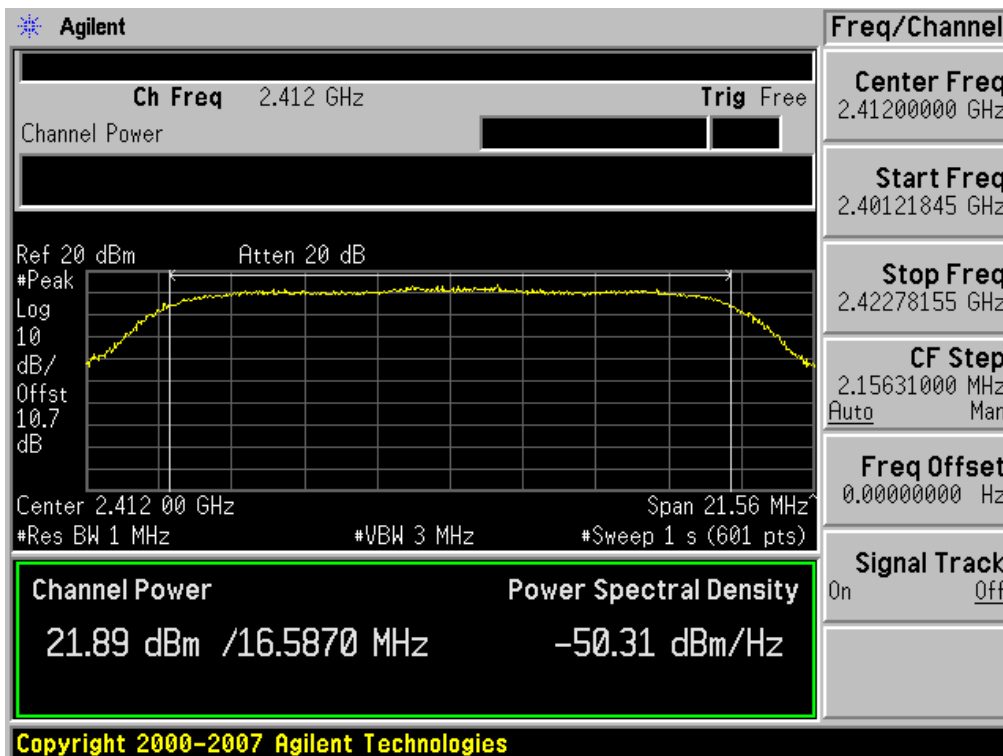
### Conducted Output Power (802.11g-CH 1) 18Mbps



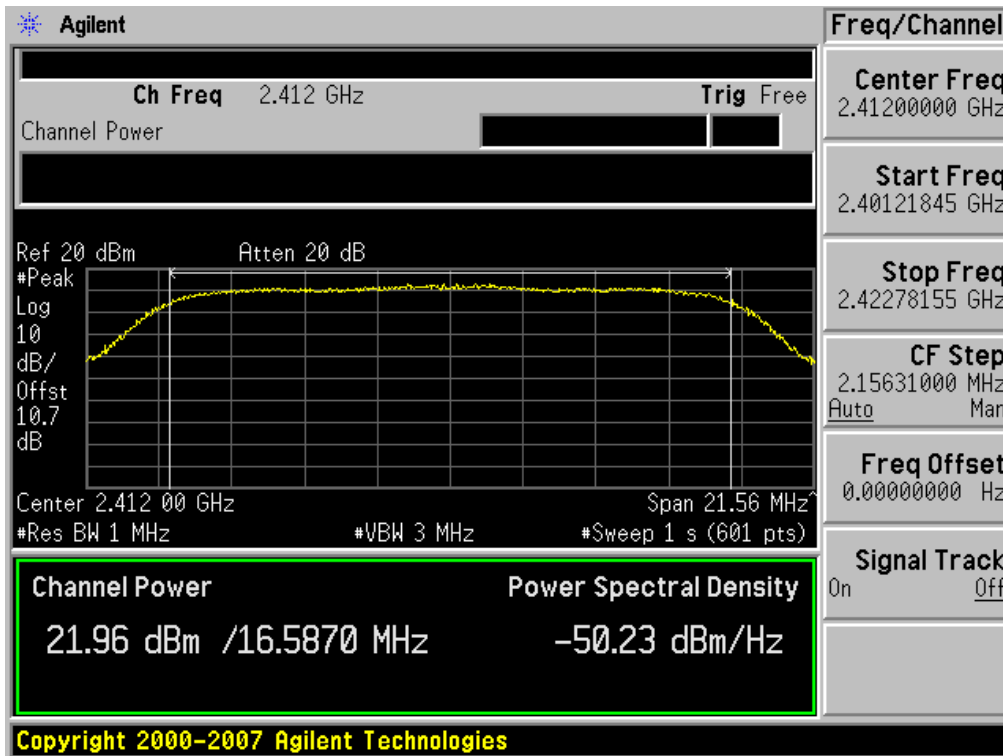
### Conducted Output Power (802.11g-CH 1) 24Mbps



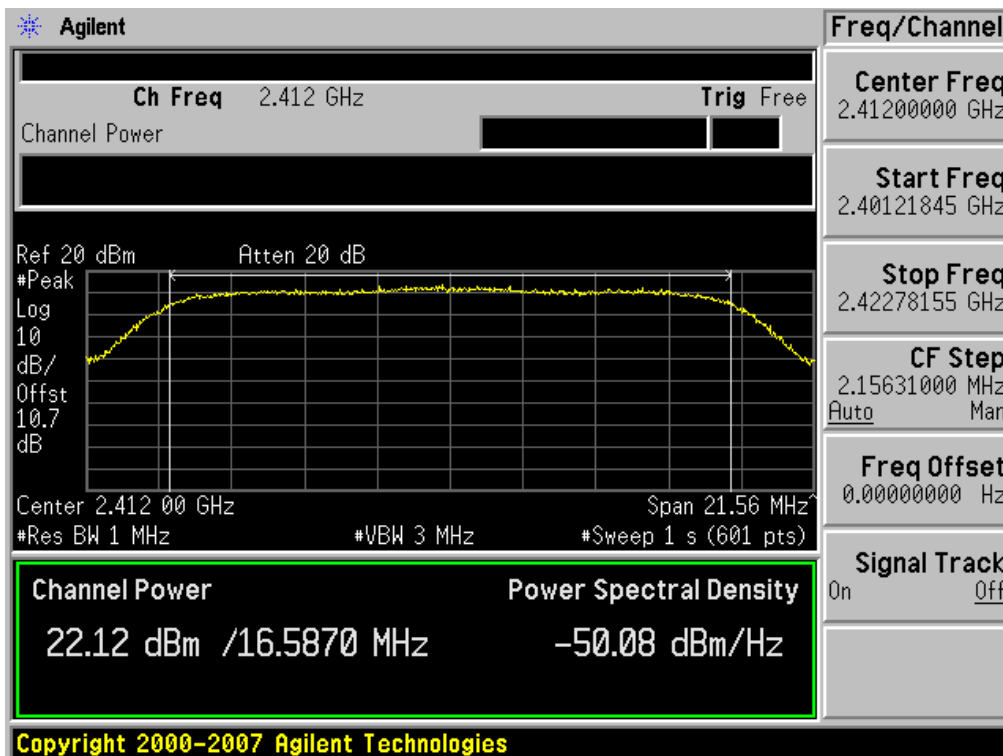
### Conducted Output Power (802.11g-CH 1) 36Mbps



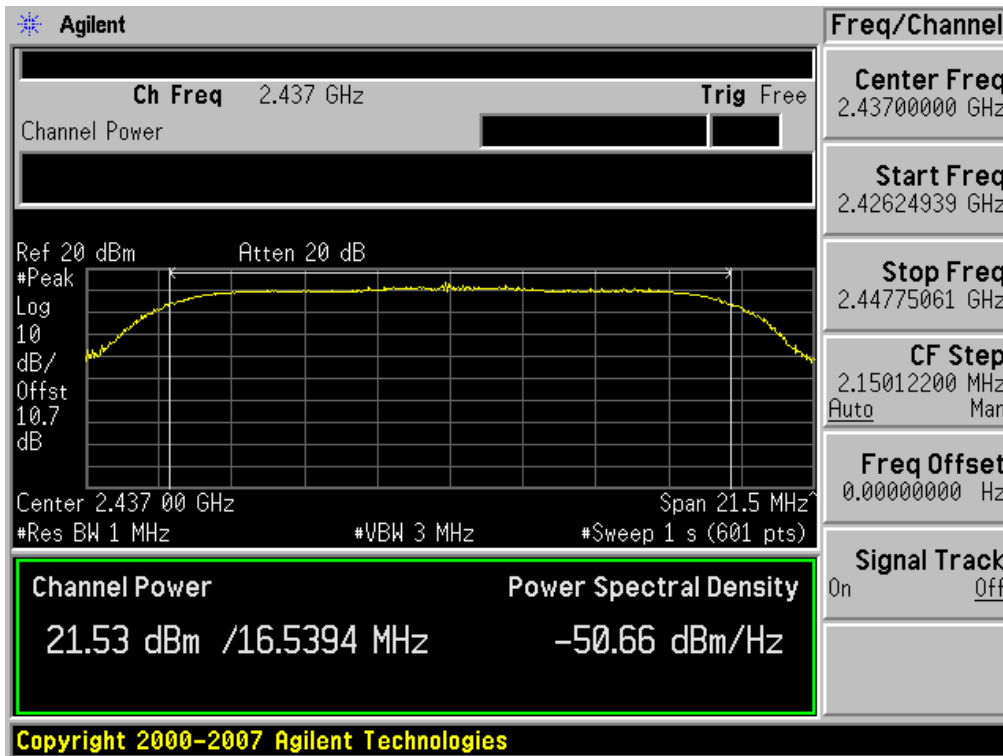
### Conducted Output Power (802.11g-CH 1) 48Mbps



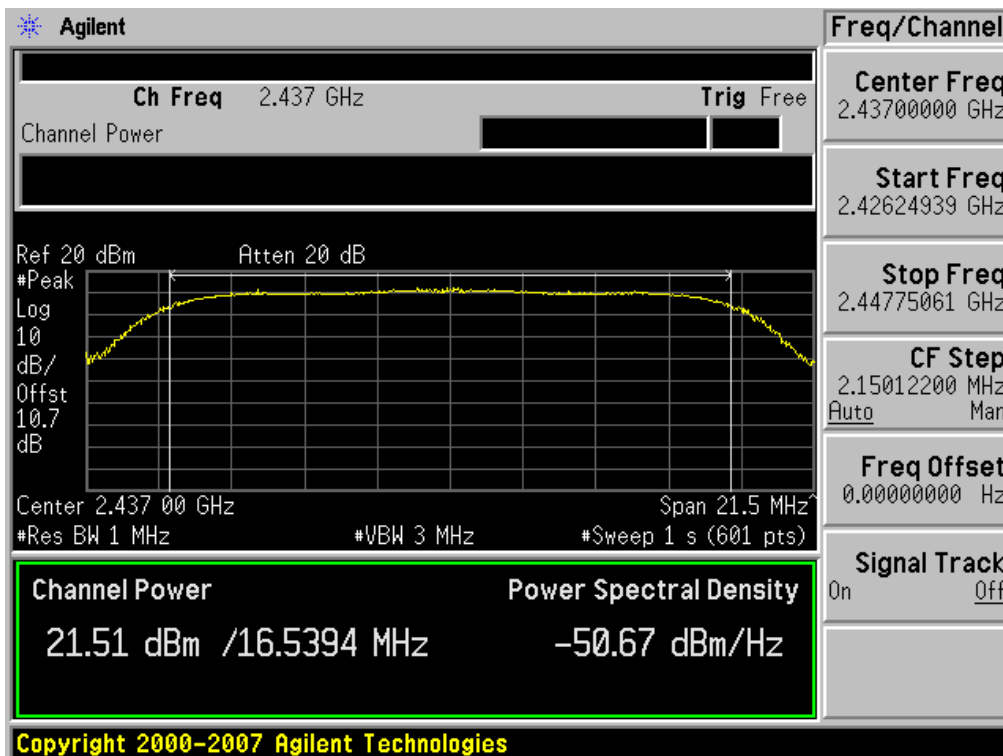
### Conducted Output Power (802.11g-CH 1) 54Mbps



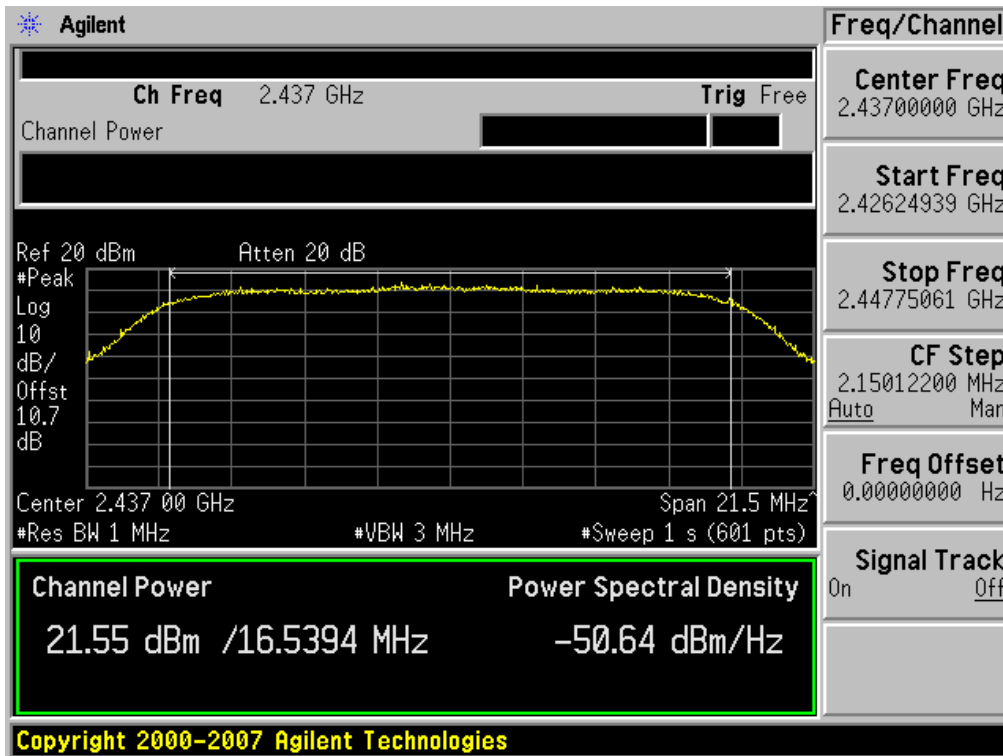
### Conducted Output Power (802.11g-CH 6) 6Mbps



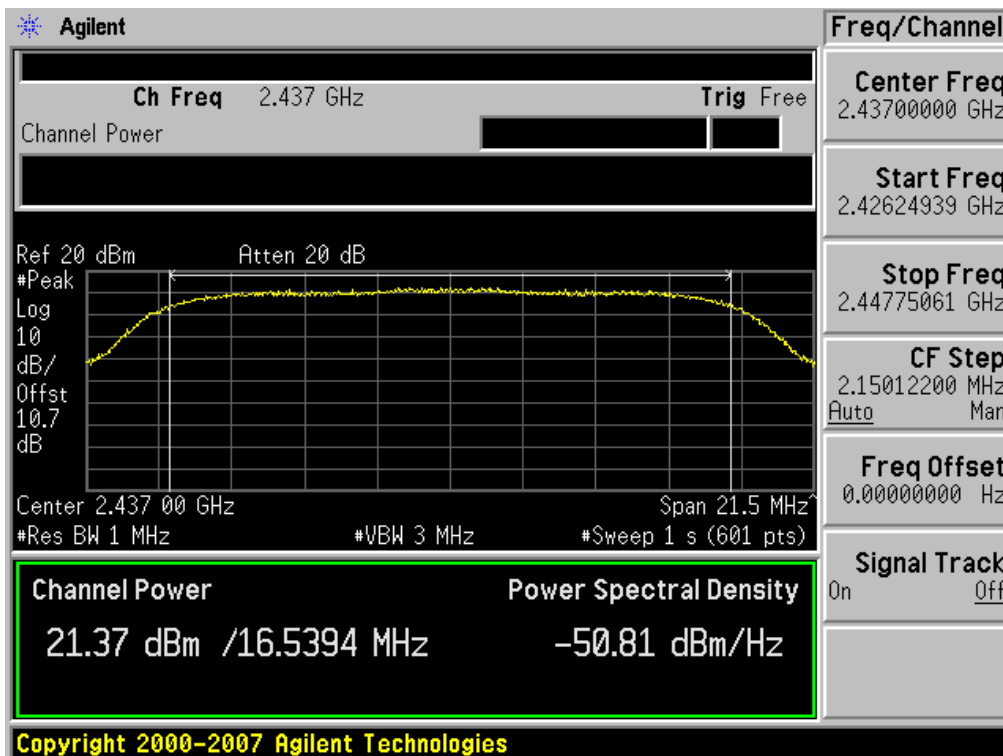
### Conducted Output Power (802.11g-CH 6) 9Mbps



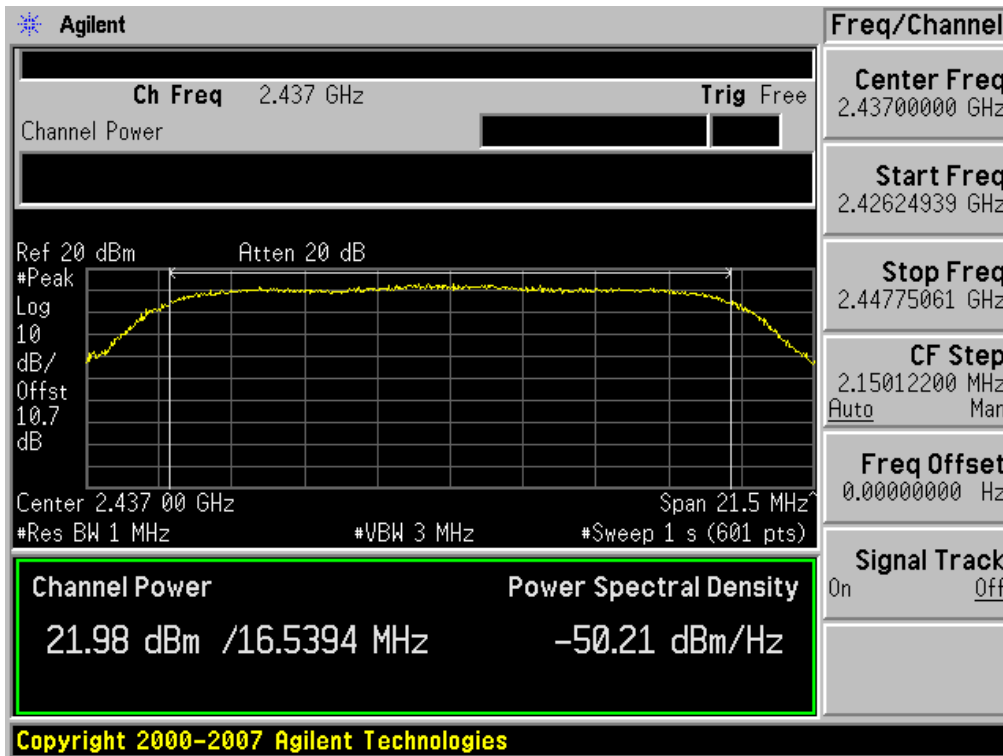
### Conducted Output Power (802.11g-CH 6) 12Mbps



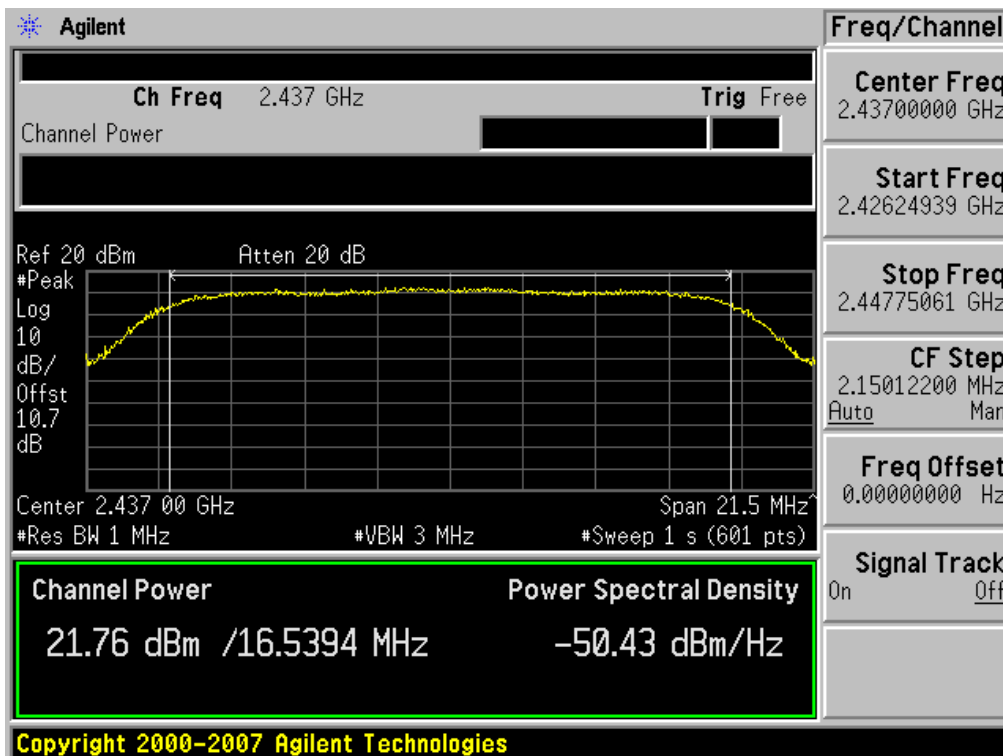
### Conducted Output Power (802.11g-CH 6) 18Mbps



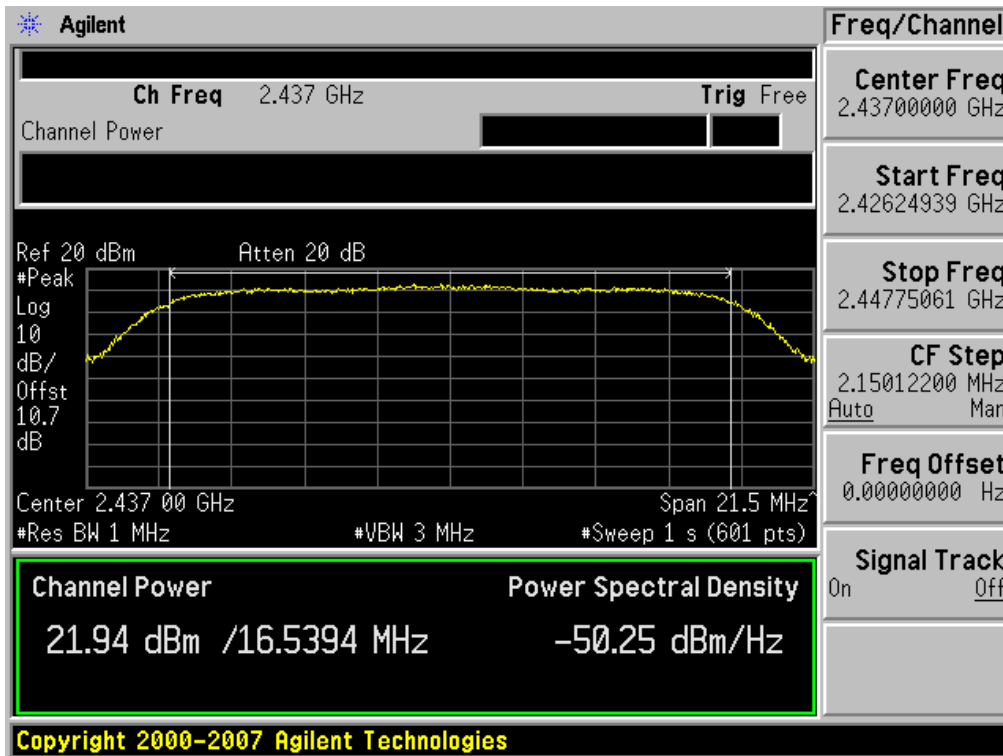
### Conducted Output Power (802.11g-CH 6) 24Mbps



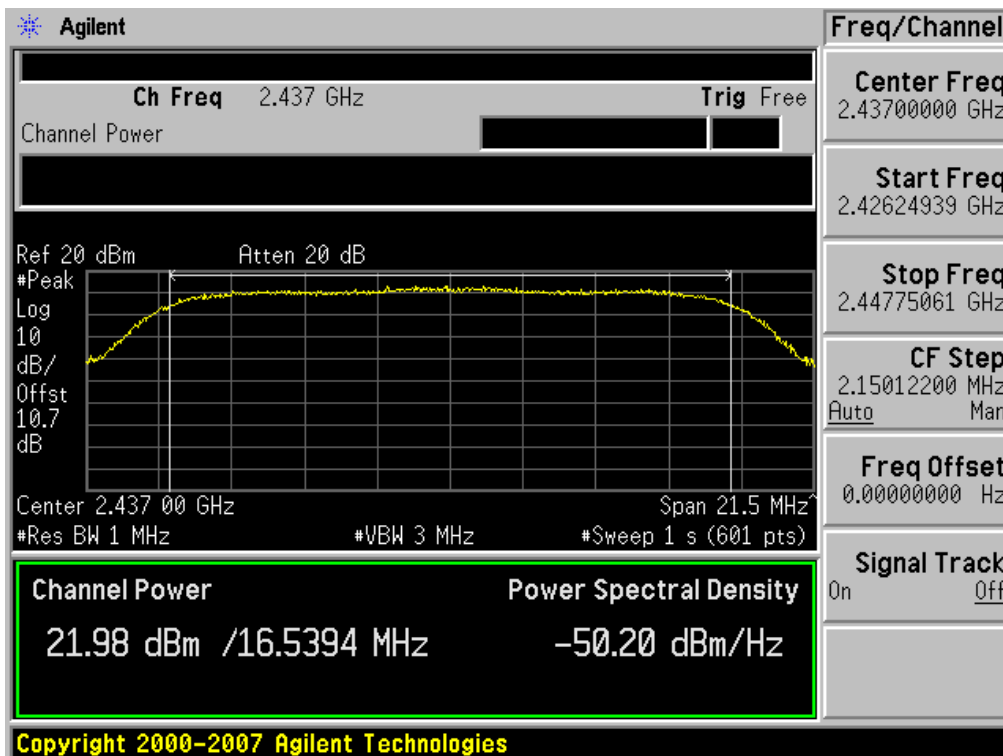
### Conducted Output Power (802.11g-CH 6) 36Mbps



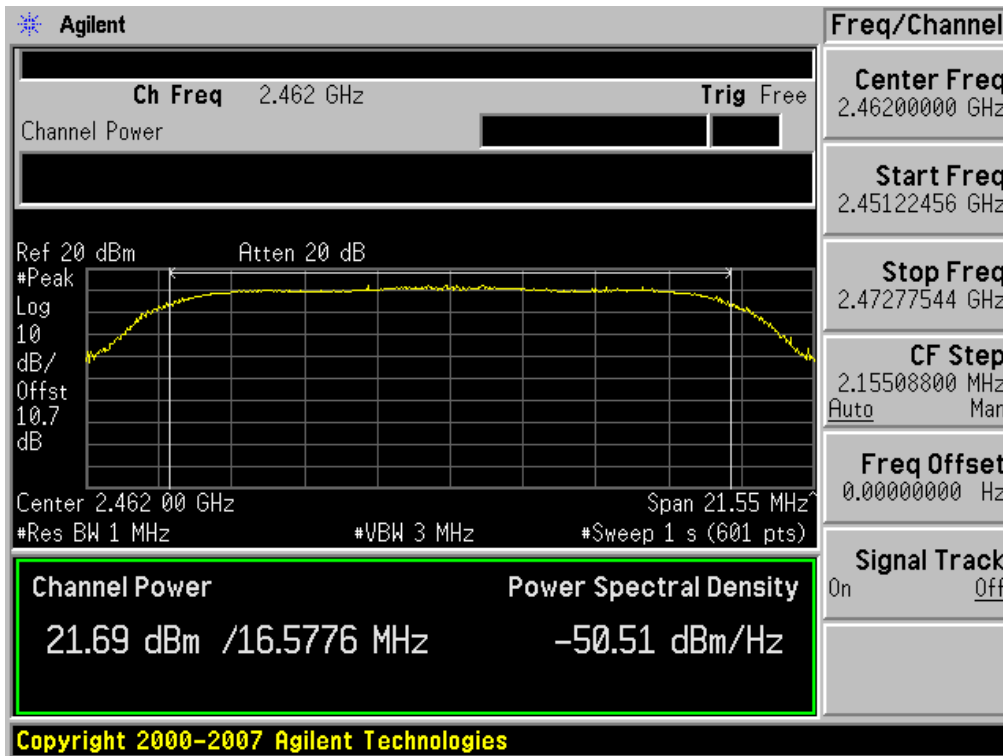
### Conducted Output Power (802.11g-CH 6) 48Mbps



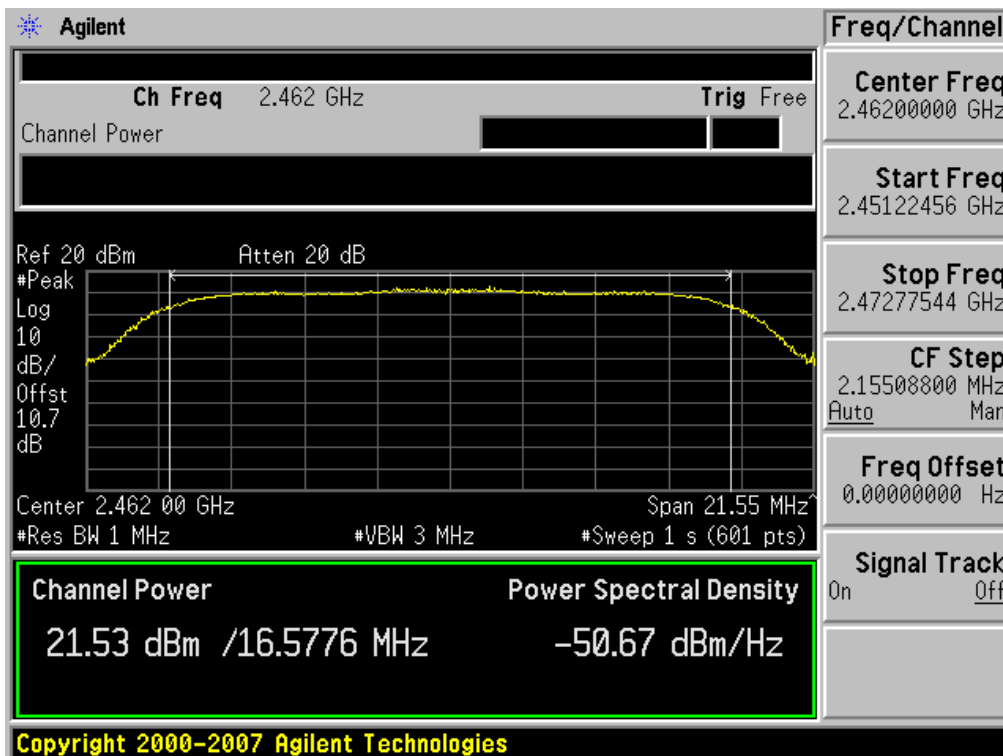
### Conducted Output Power (802.11g-CH 6) 54Mbps



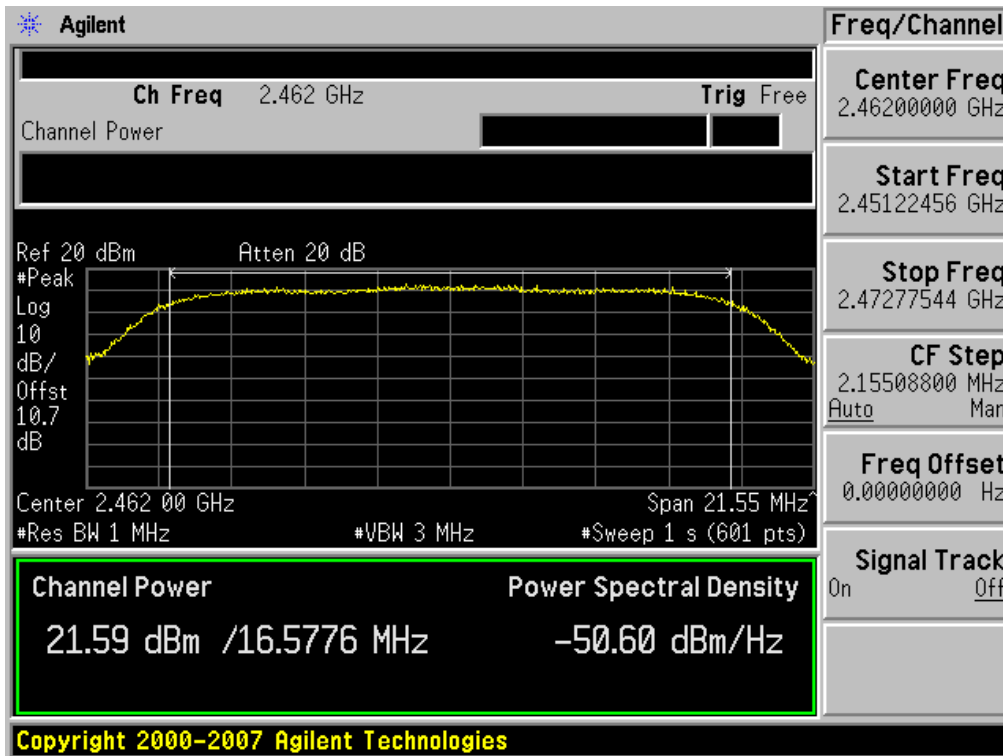
### Conducted Output Power (802.11g-CH 11) 6Mbps



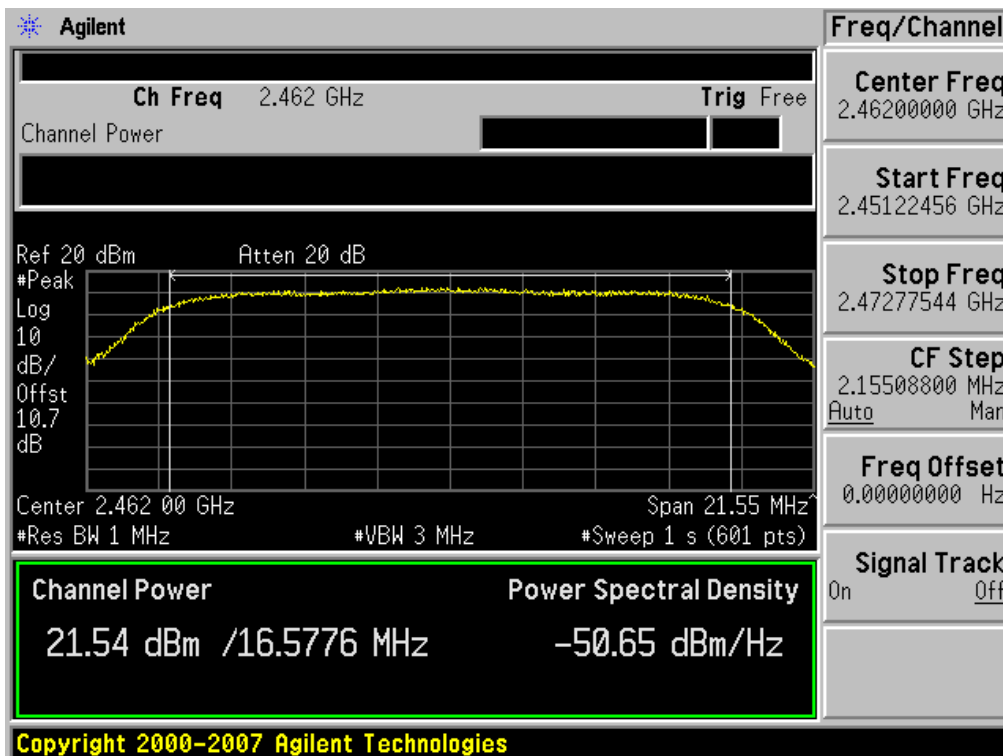
### Conducted Output Power (802.11g-CH 11) 9Mbps



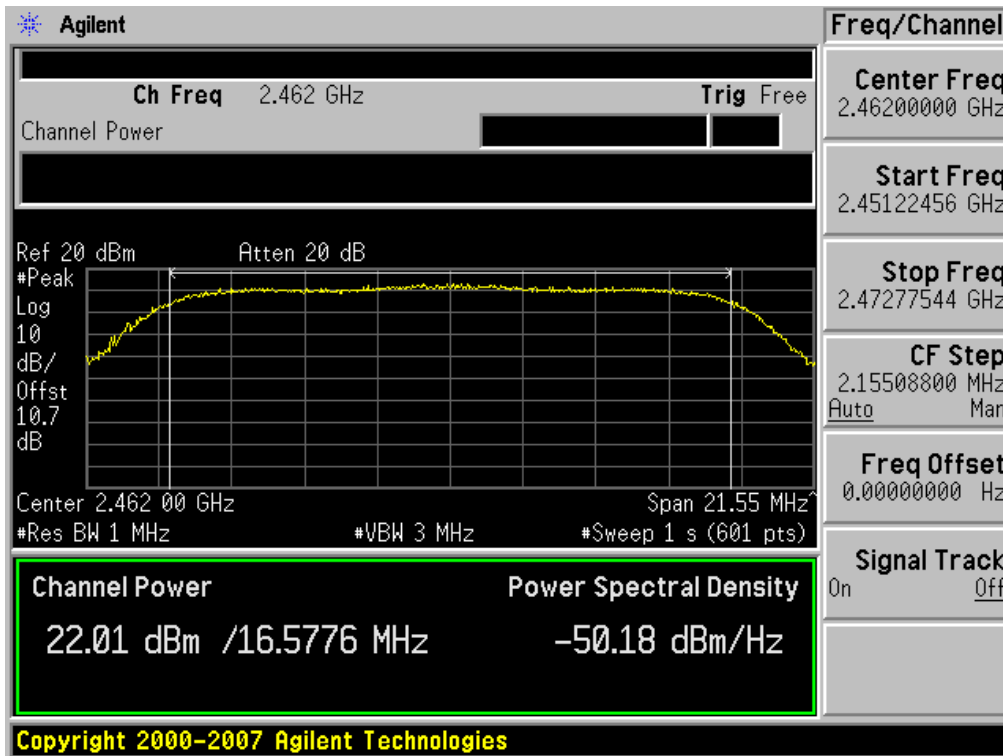
### Conducted Output Power (802.11g-CH 11) 12Mbps



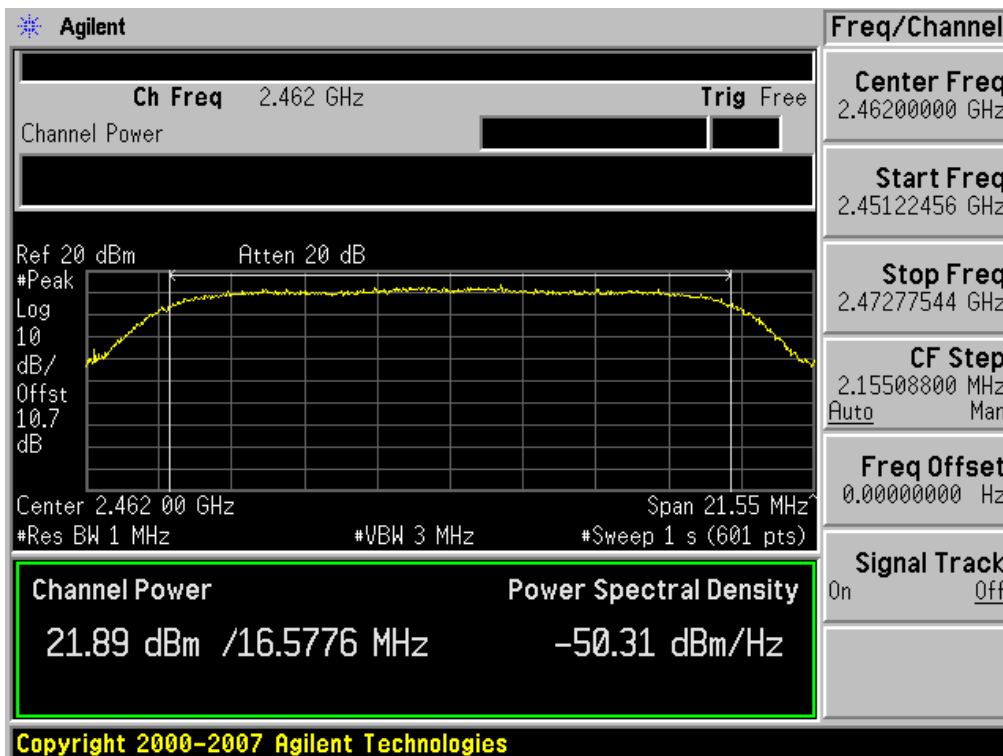
### Conducted Output Power (802.11g-CH 11) 18Mbps



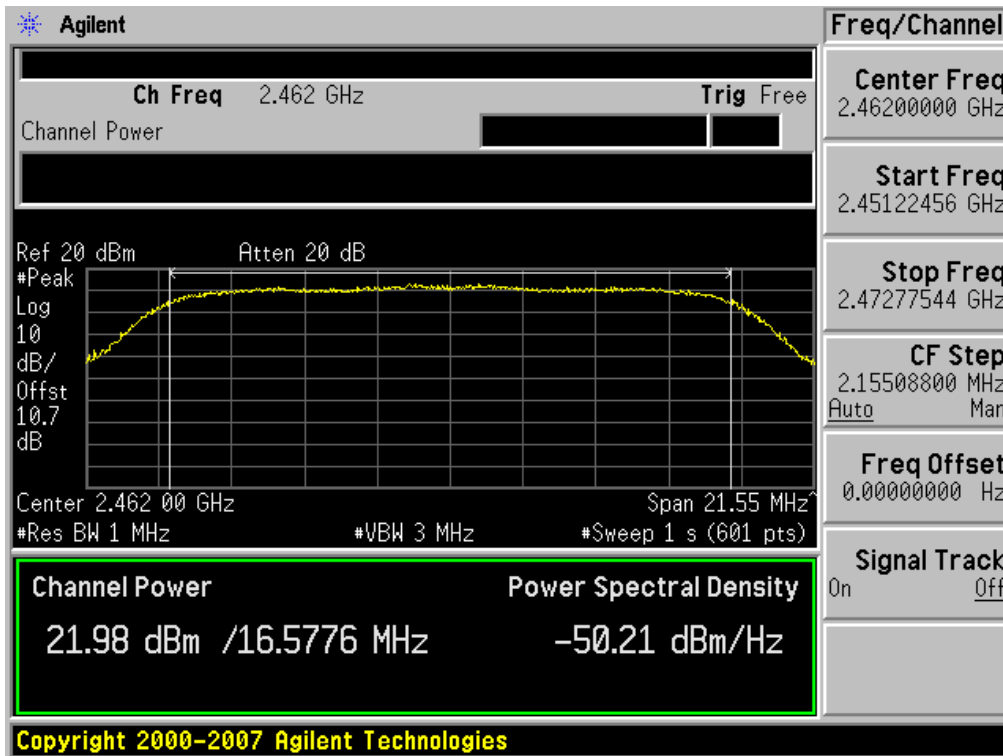
### Conducted Output Power (802.11g-CH 11) 24Mbps



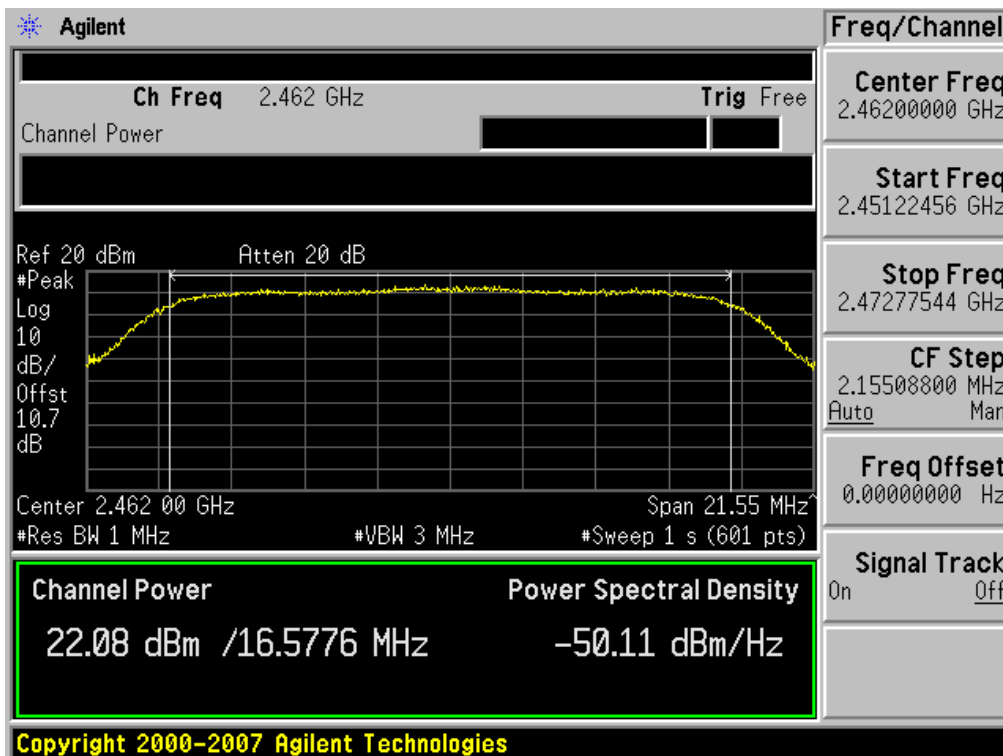
### Conducted Output Power (802.11g-CH 11) 36Mbps



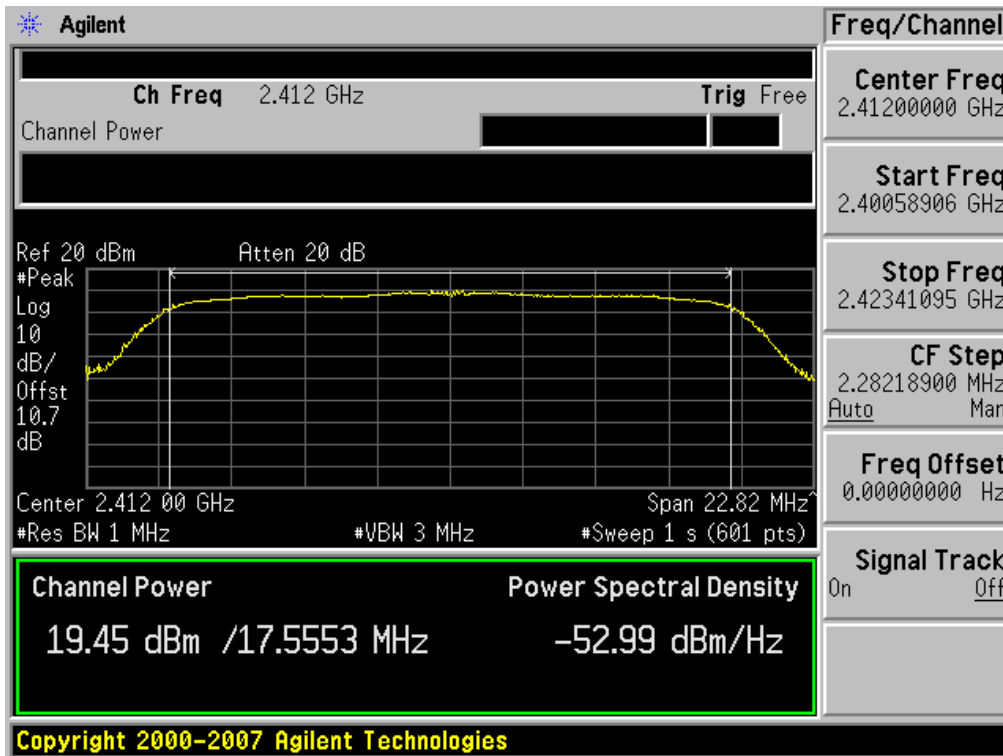
### Conducted Output Power (802.11g-CH 11) 48Mbps



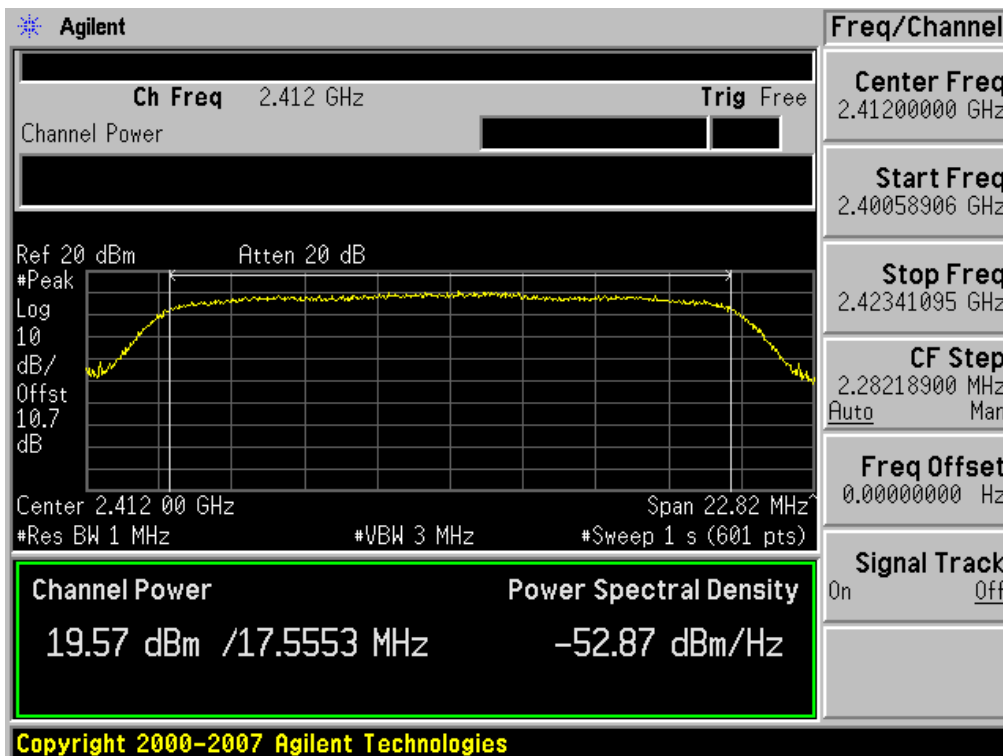
### Conducted Output Power (802.11g-CH 11) 54Mbps



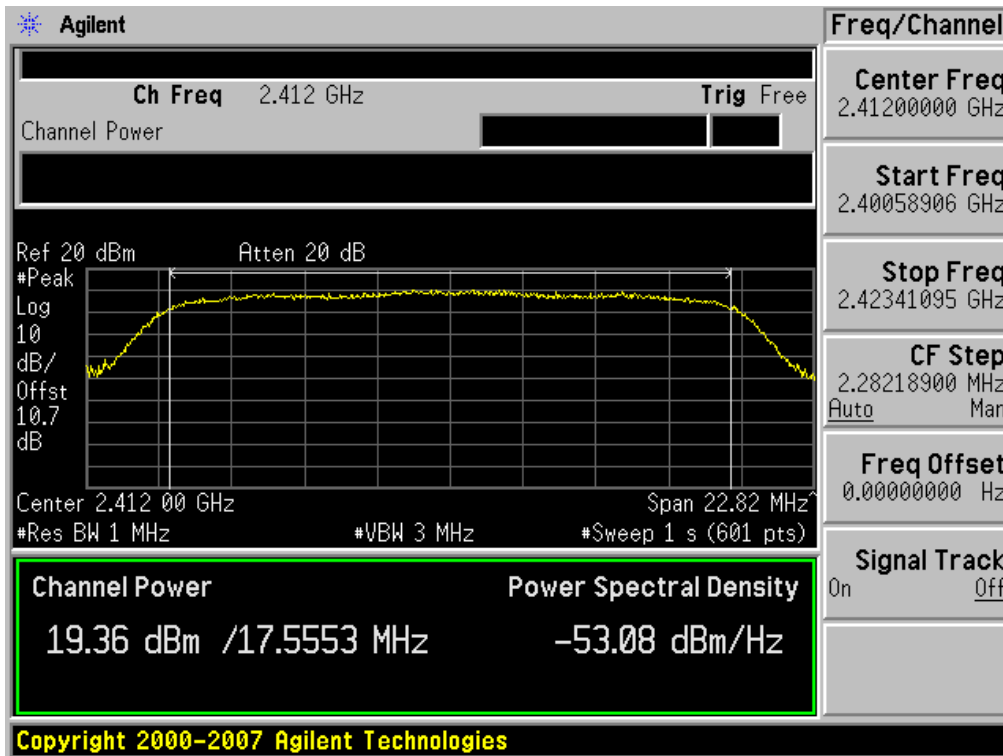
### Conducted Output Power (802.11n-CH 1) 6.5Mbps



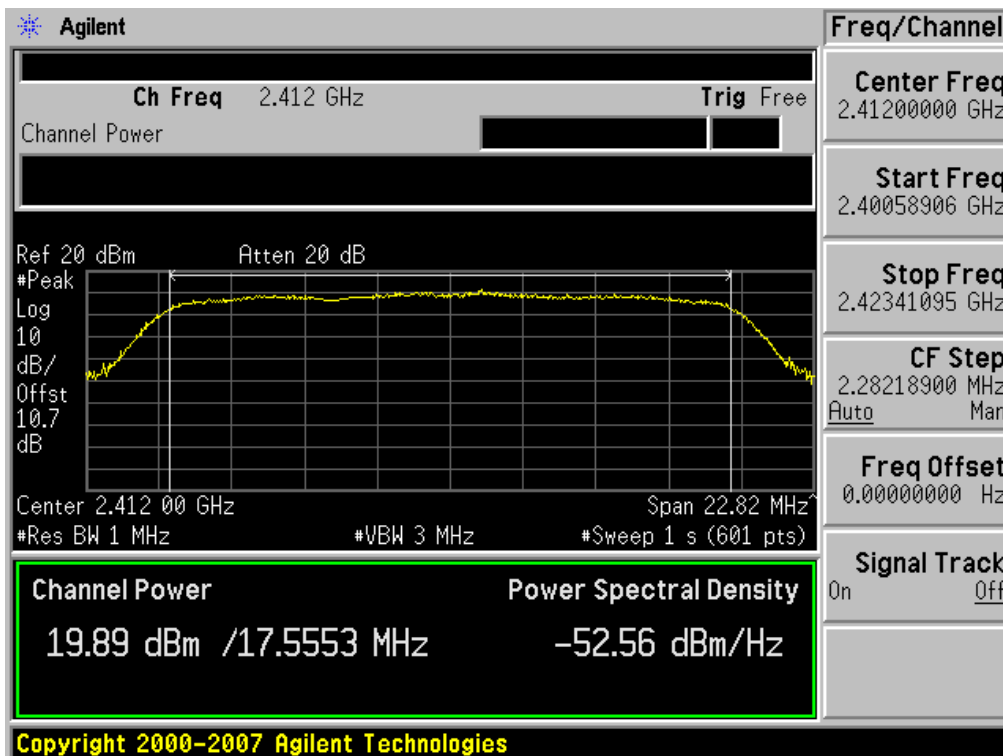
### Conducted Output Power (802.11n-CH 1) 13Mbps



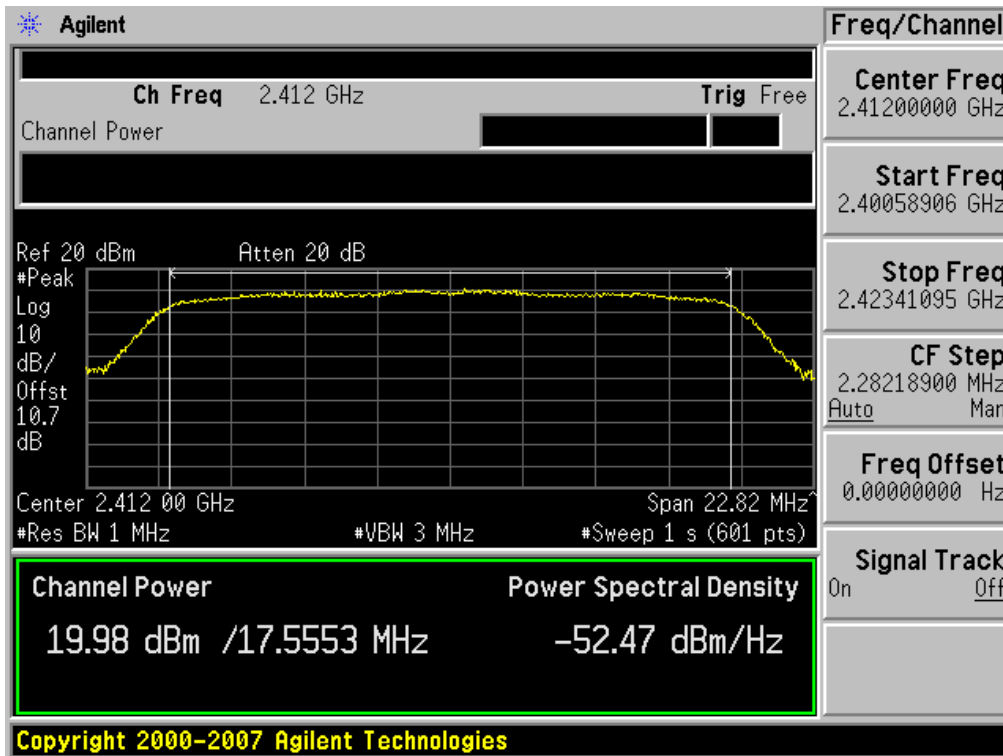
### Conducted Output Power (802.11n-CH 1) 19.5Mbps



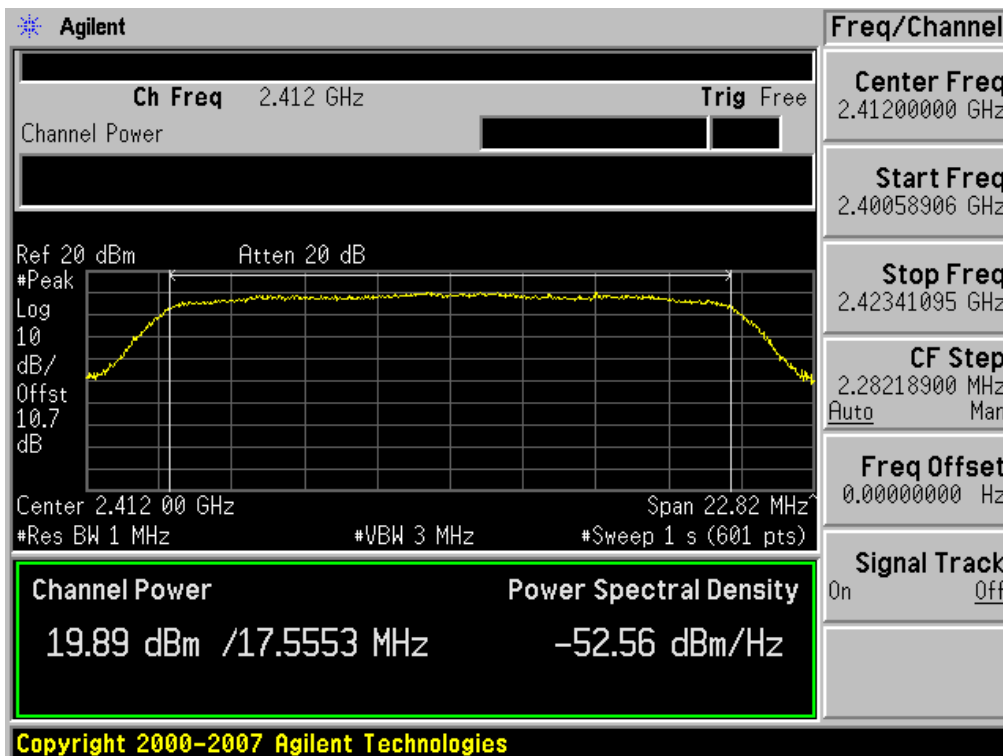
### Conducted Output Power (802.11n-CH 1) 26Mbps



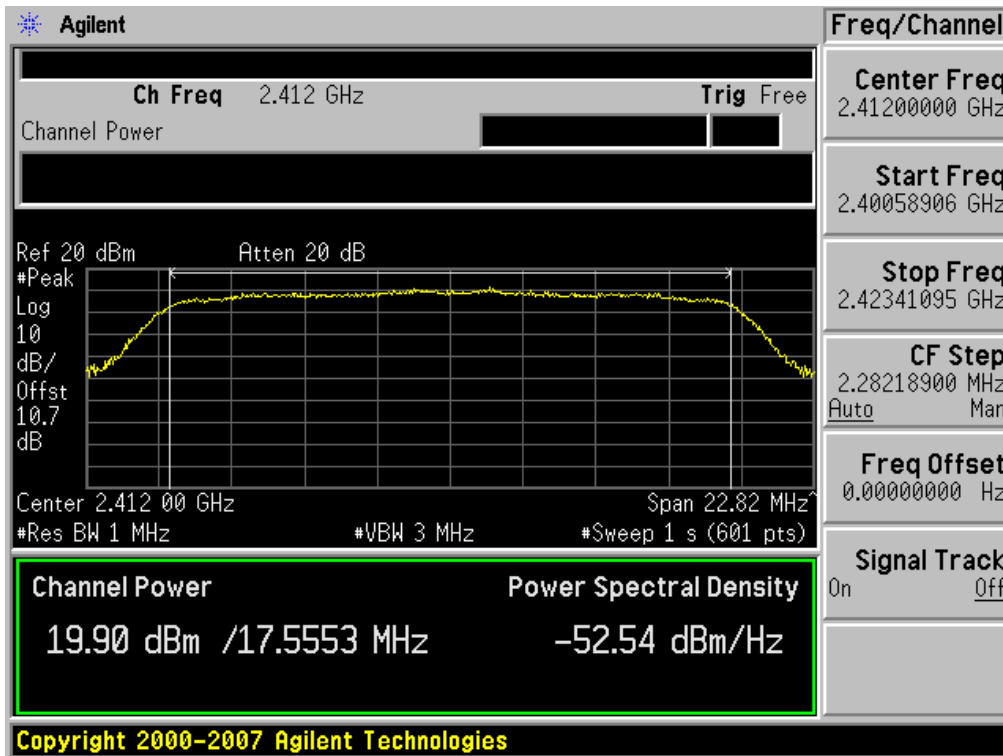
### Conducted Output Power (802.11n-CH 1) 39Mbps



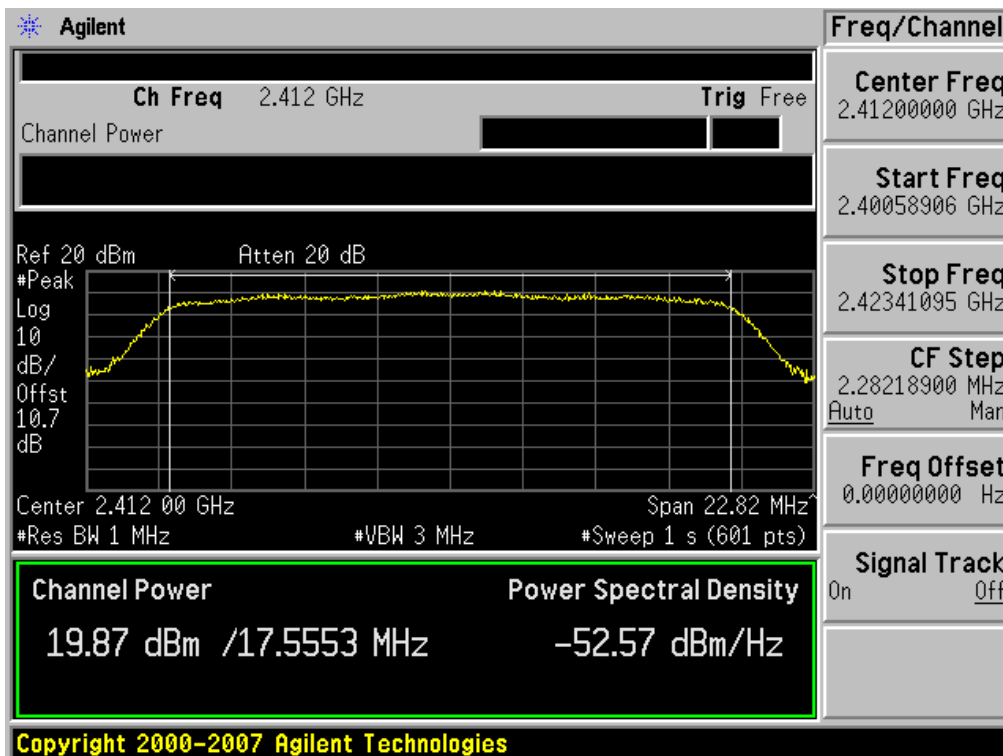
### Conducted Output Power (802.11n-CH 1) 52Mbps



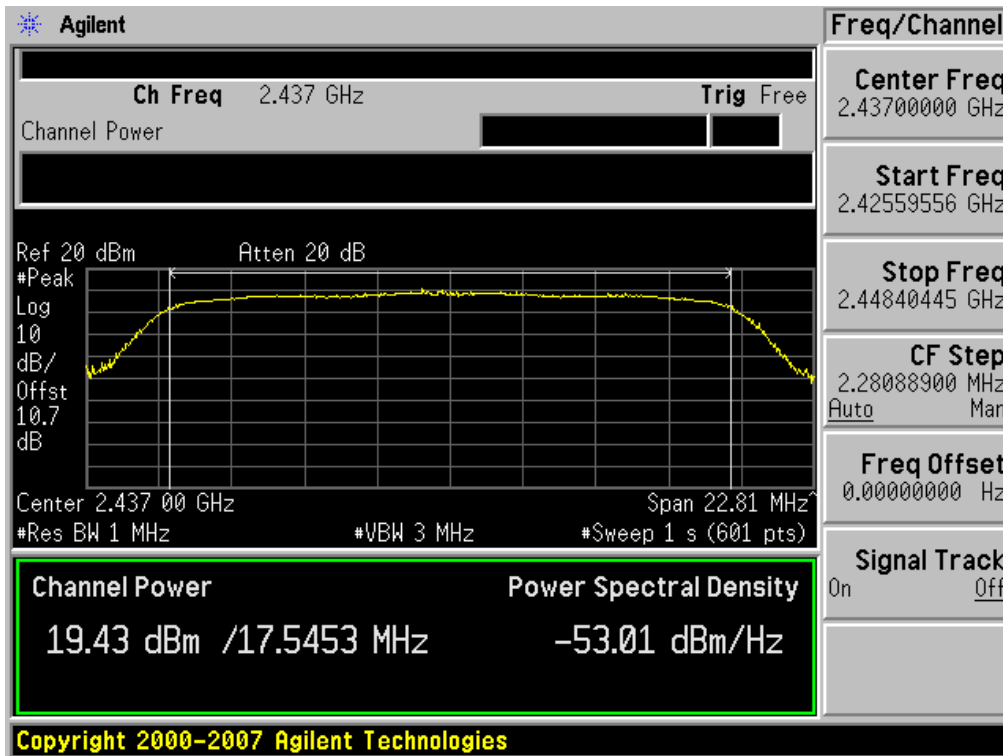
### Conducted Output Power (802.11n-CH 1) 58.5Mbps



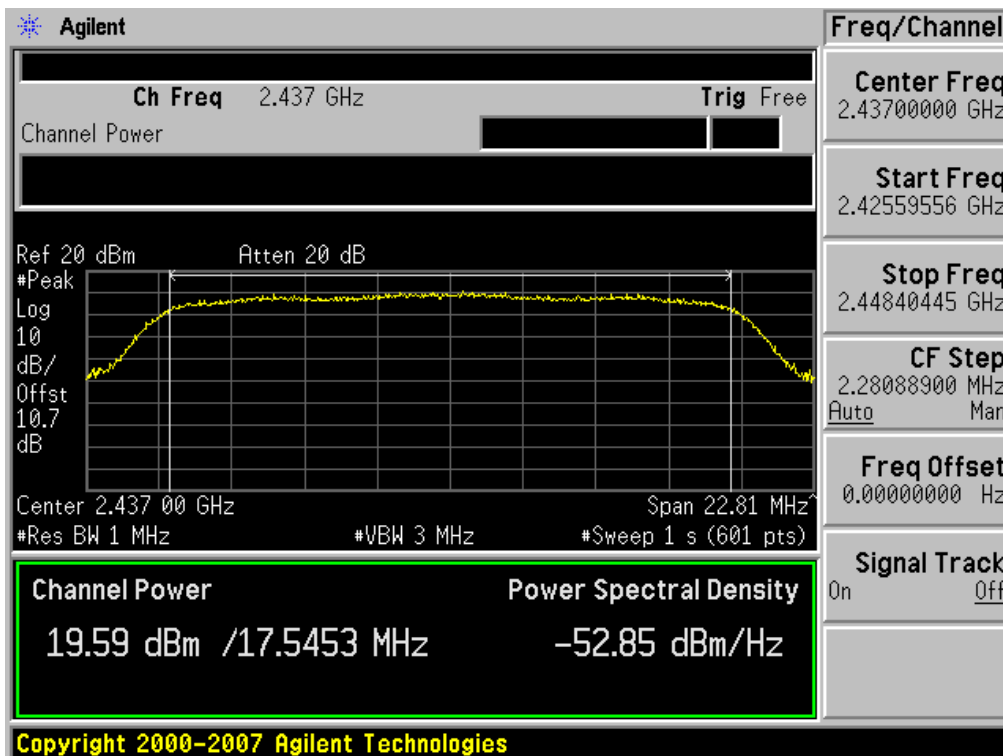
### Conducted Output Power (802.11n-CH 1) 65Mbps



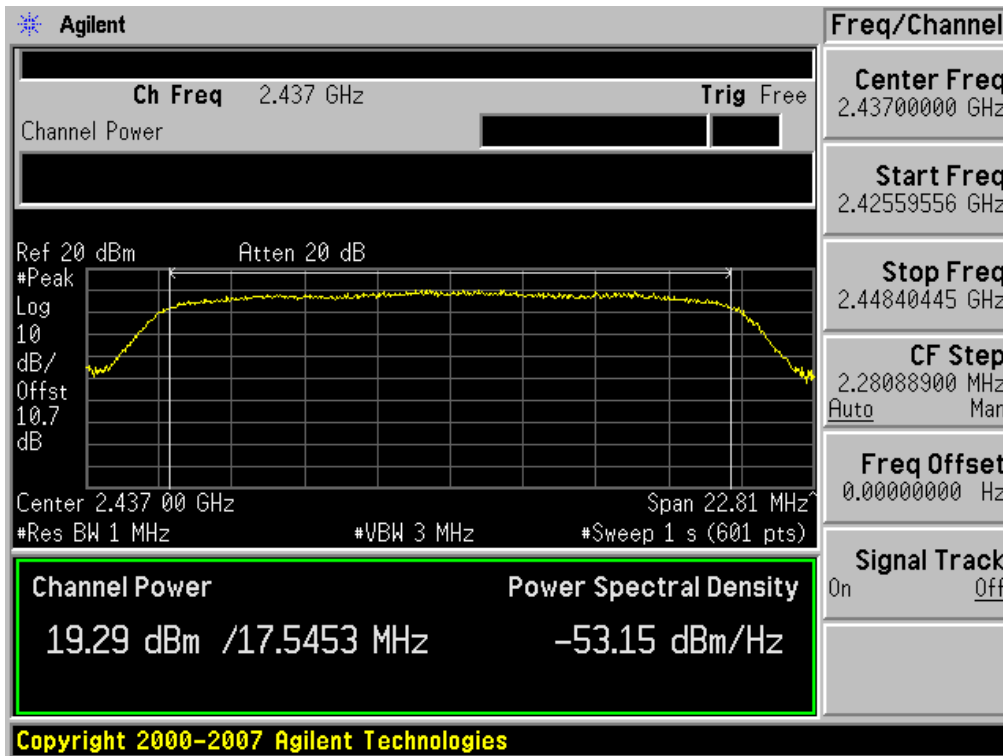
### Conducted Output Power (802.11n-CH 6) 6.5Mbps



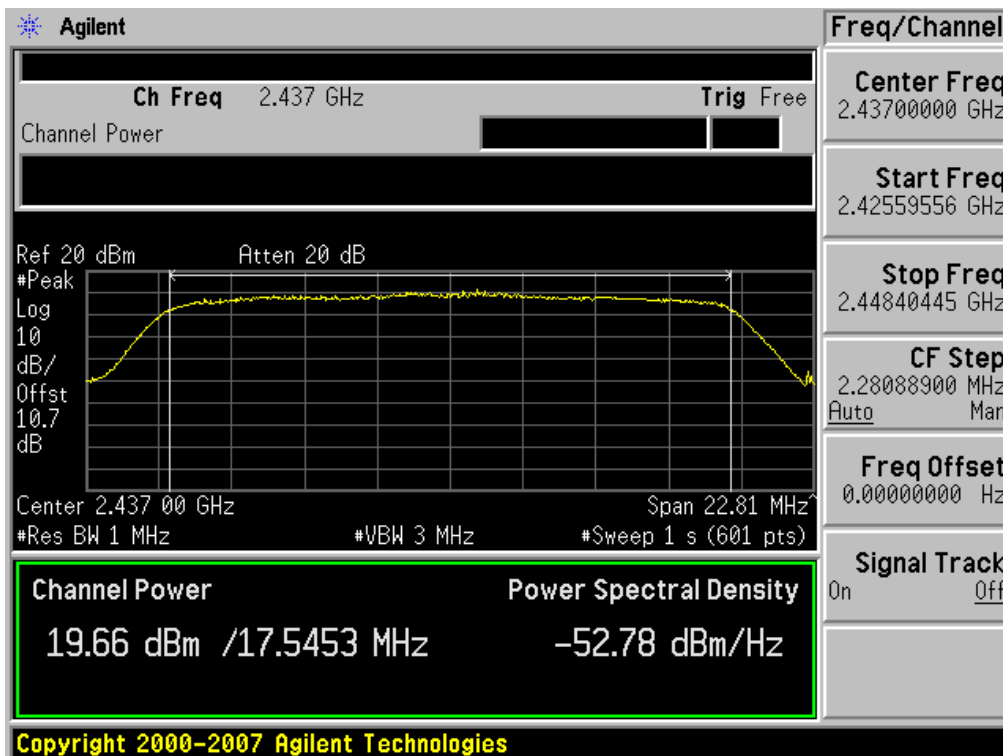
### Conducted Output Power (802.11n-CH 6) 13Mbps



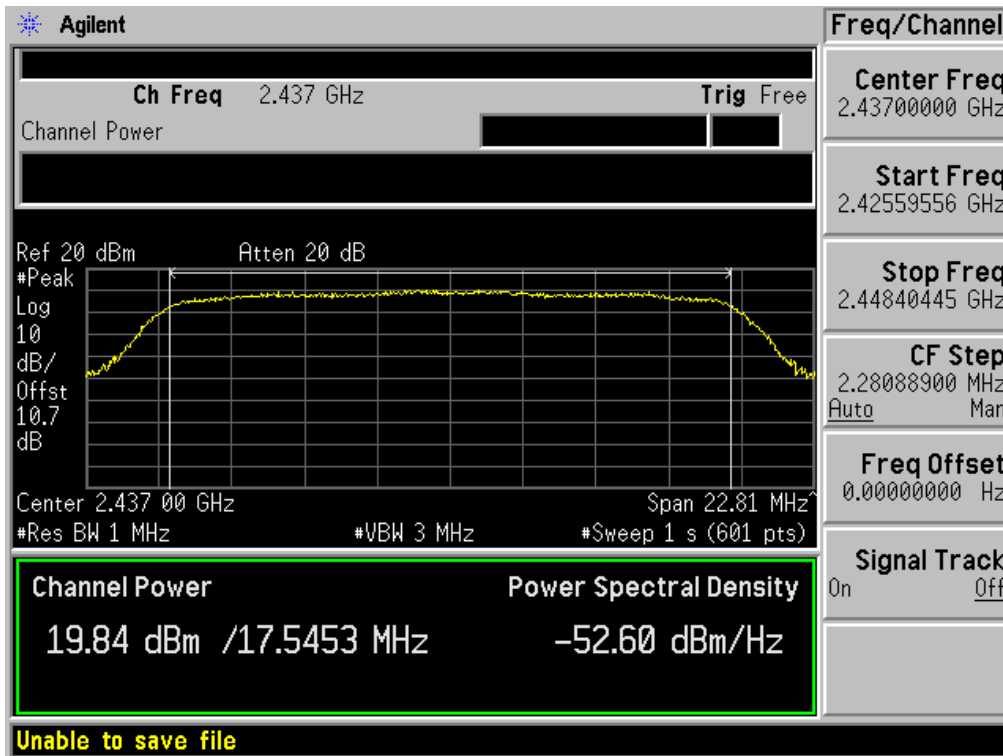
### Conducted Output Power (802.11n-CH 6) 19.5Mbps



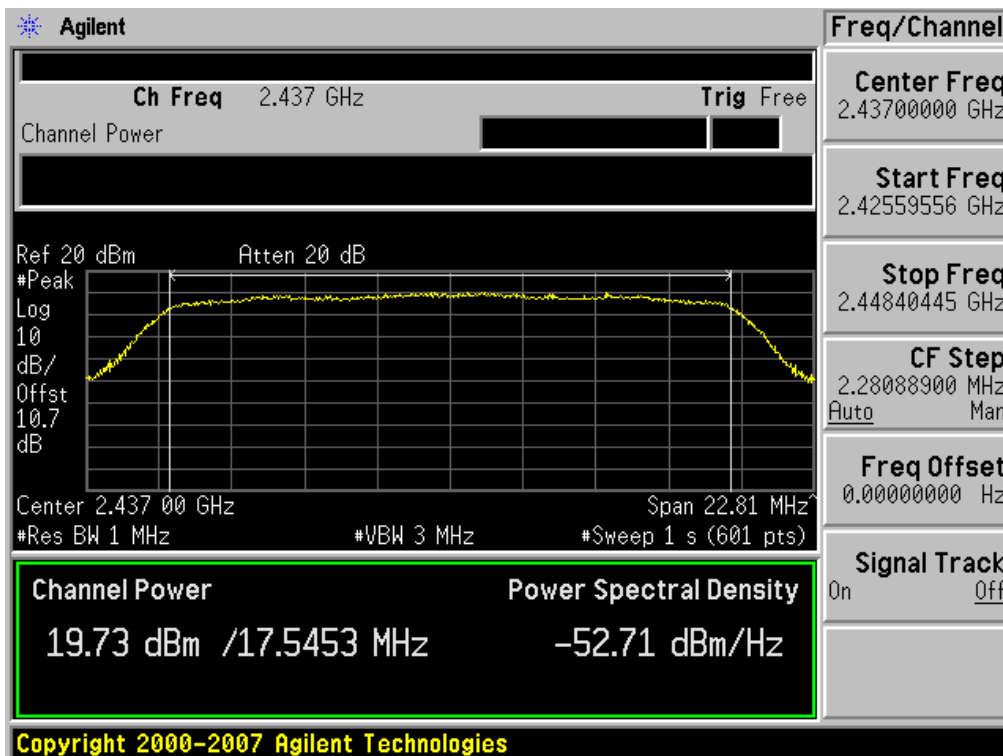
### Conducted Output Power (802.11n-CH 6) 26Mbps



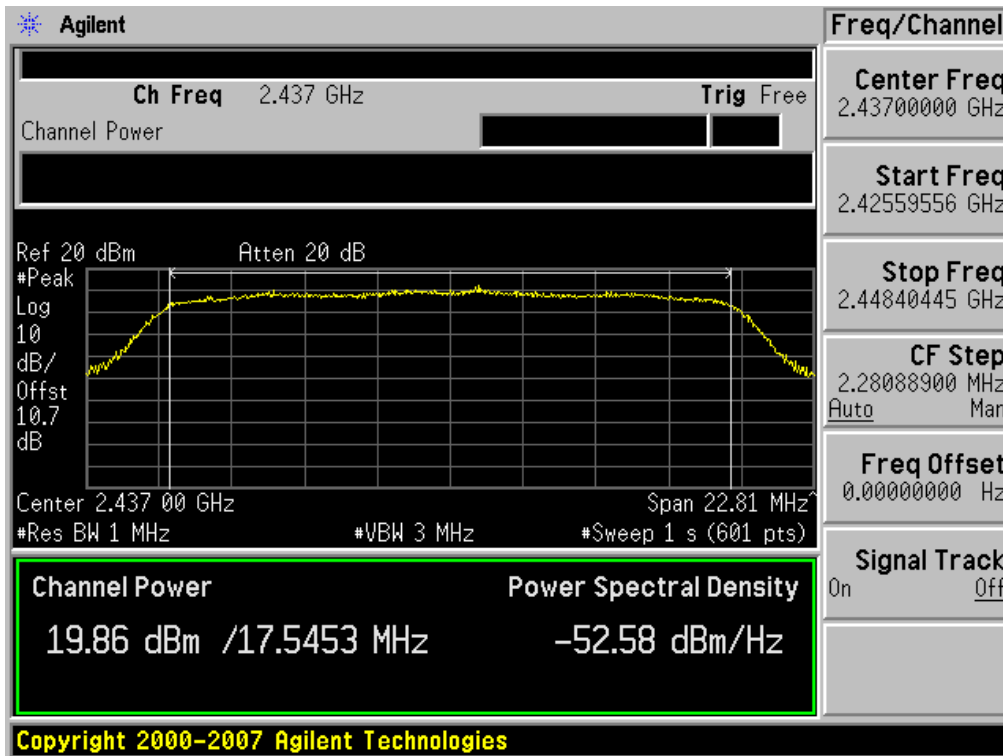
### Conducted Output Power (802.11n-CH 6) 39Mbps



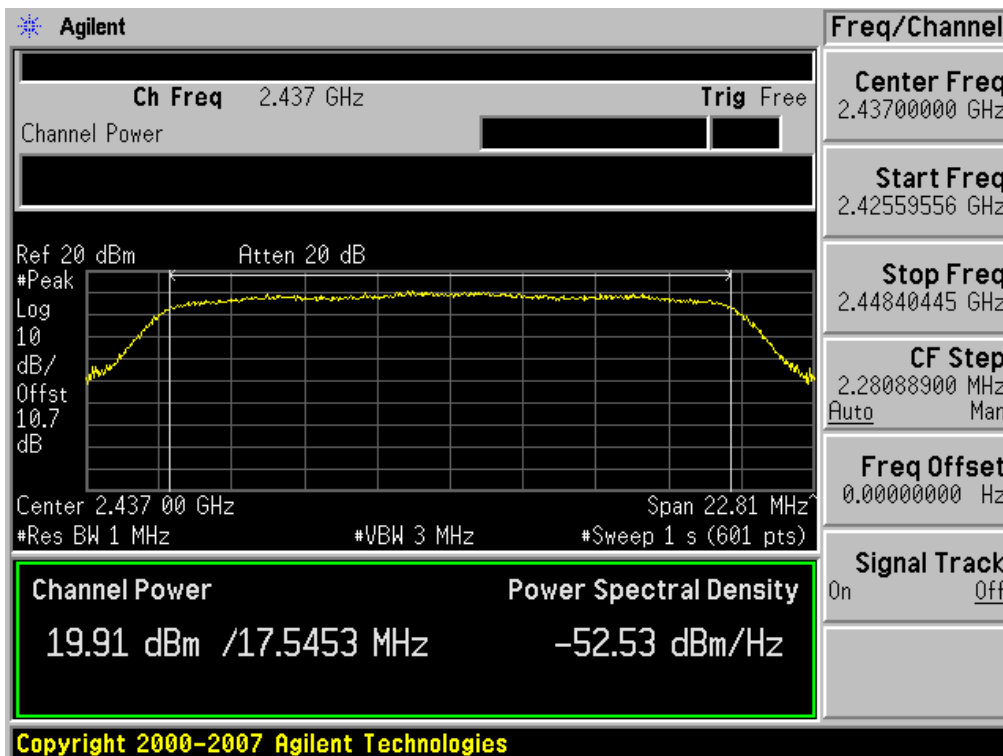
### Conducted Output Power (802.11n-CH 6) 52Mbps



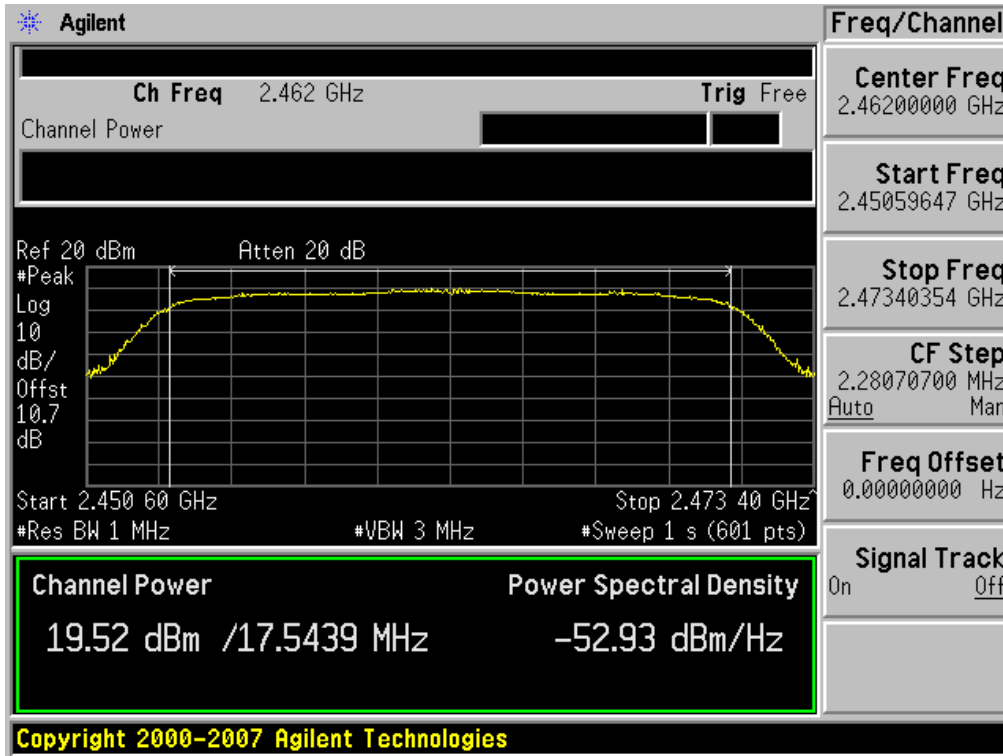
### Conducted Output Power (802.11n-CH 6) 58.5Mbps



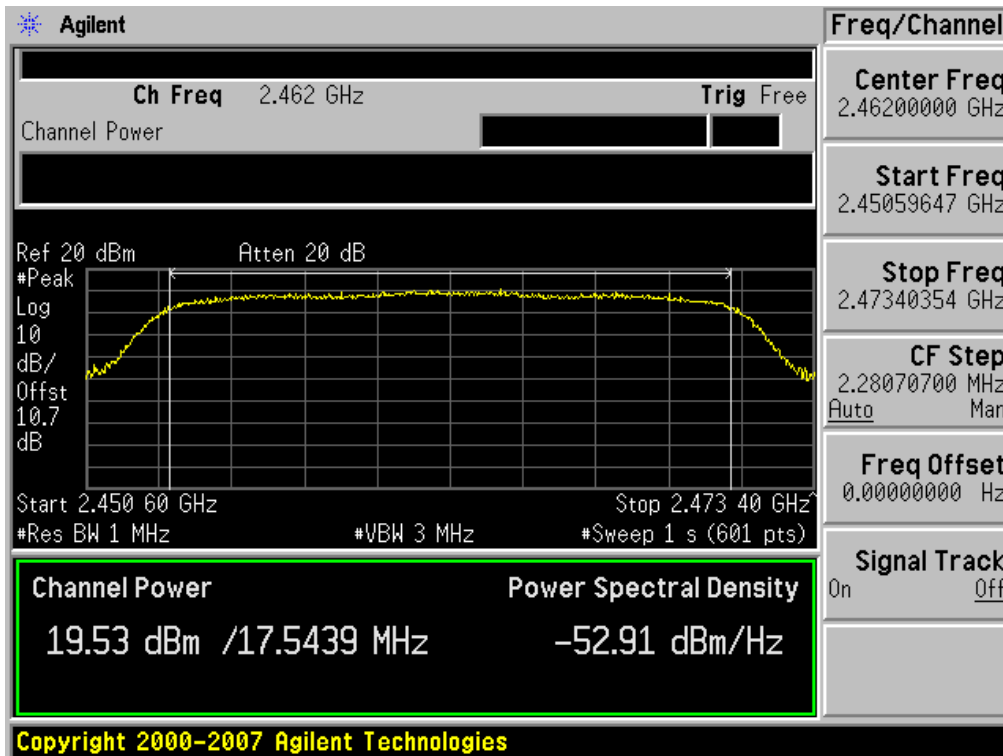
### Conducted Output Power (802.11n-CH 6) 65Mbps



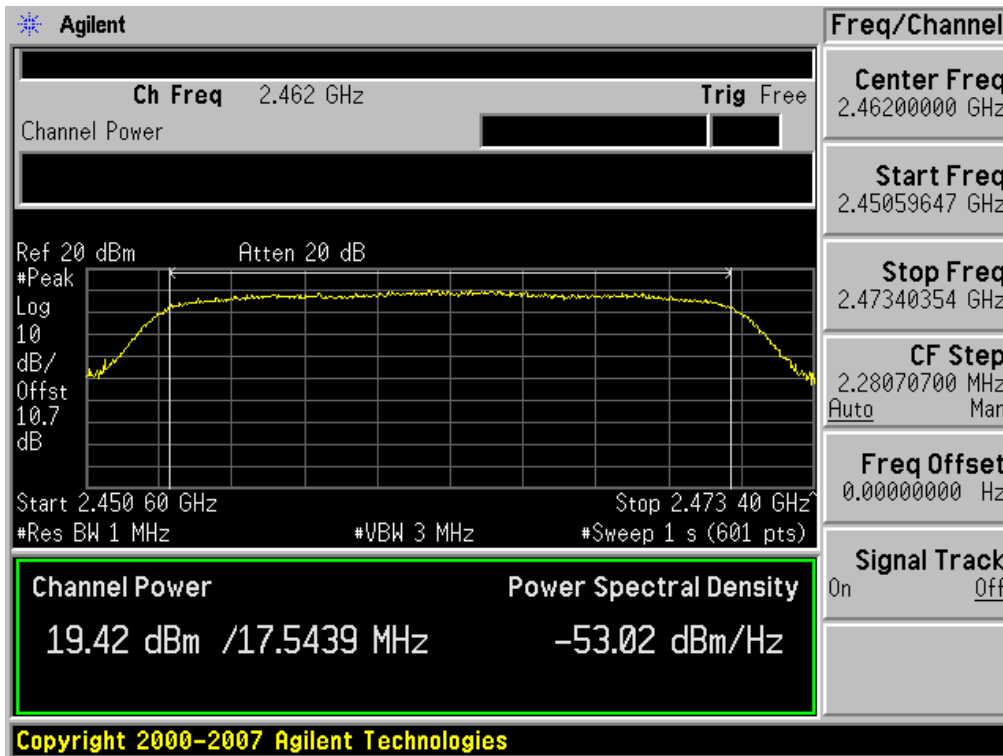
### Conducted Output Power (802.11n-CH 11) 6.5Mbps



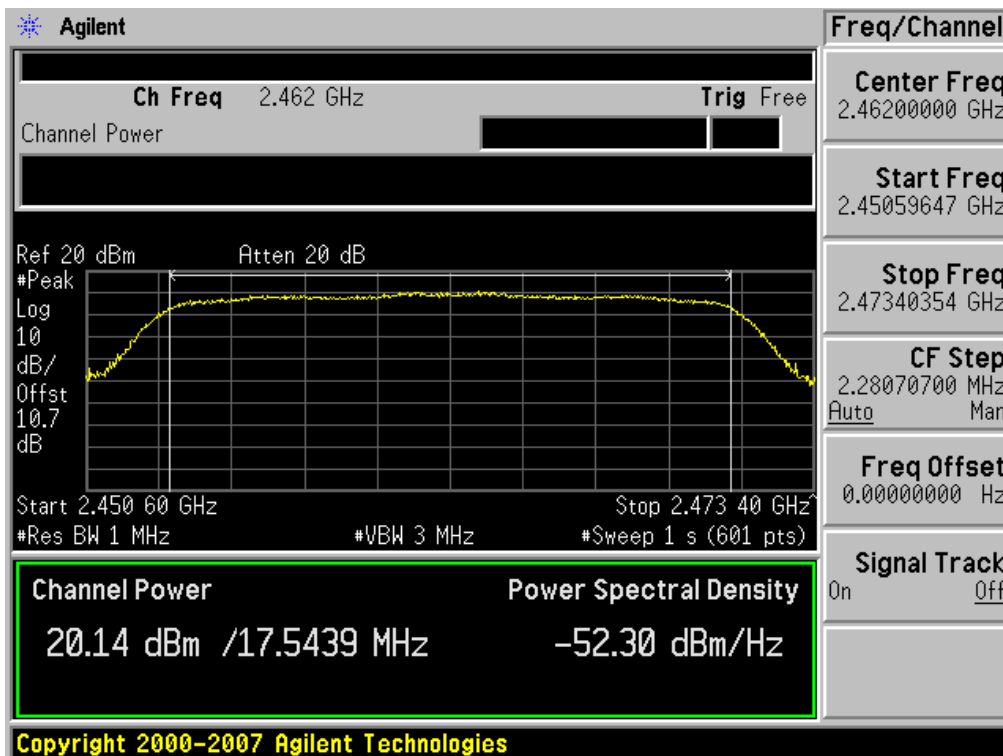
### Conducted Output Power (802.11n-CH 11) 13Mbps



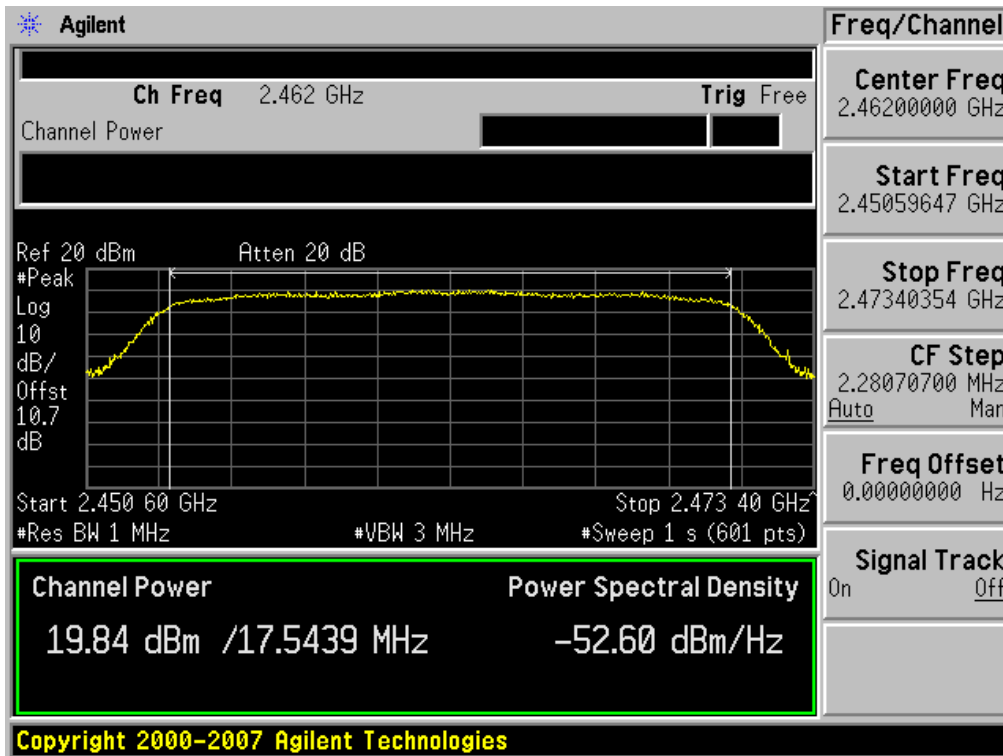
### Conducted Output Power (802.11n-CH 11) 19.5Mbps



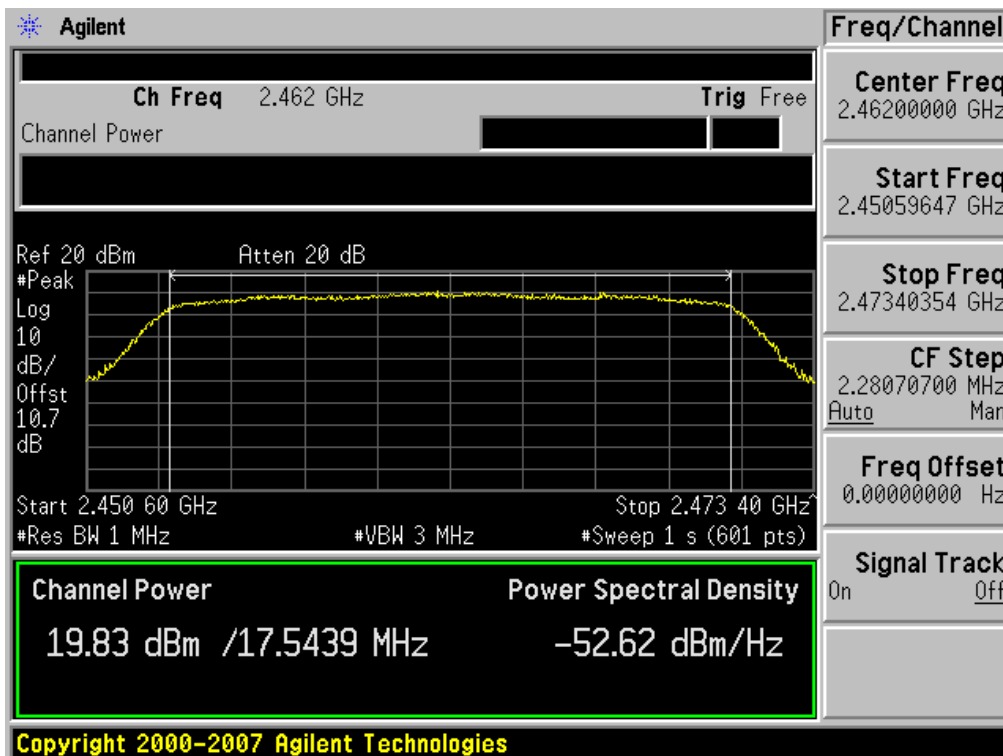
### Conducted Output Power (802.11n-CH 11) 26Mbps



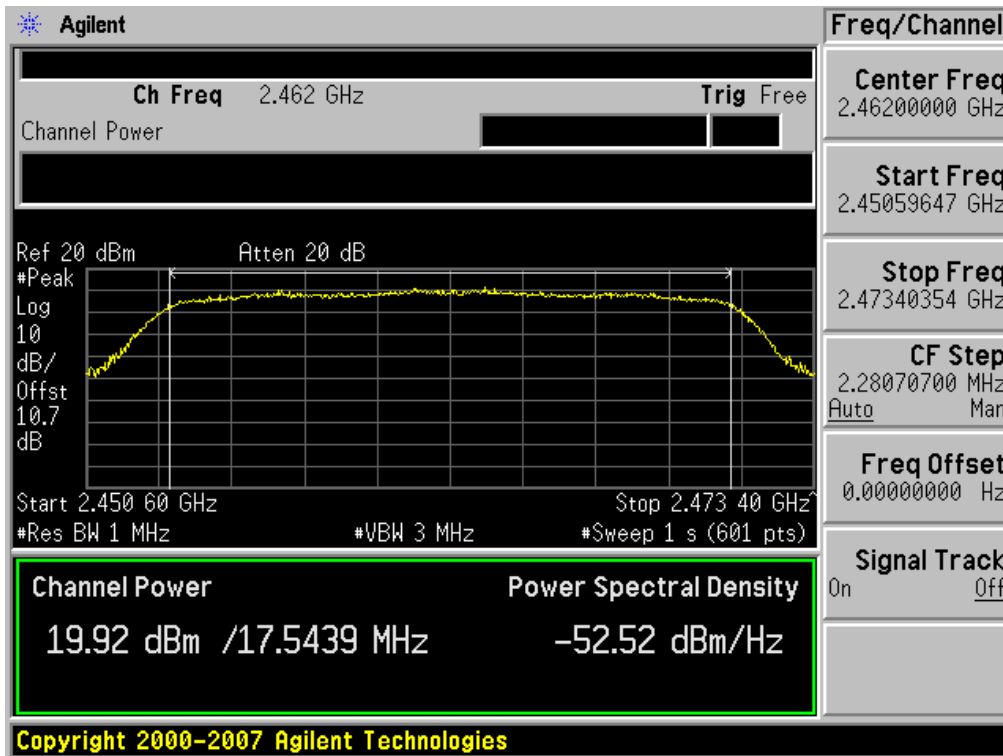
### Conducted Output Power (802.11n-CH 11) 39Mbps



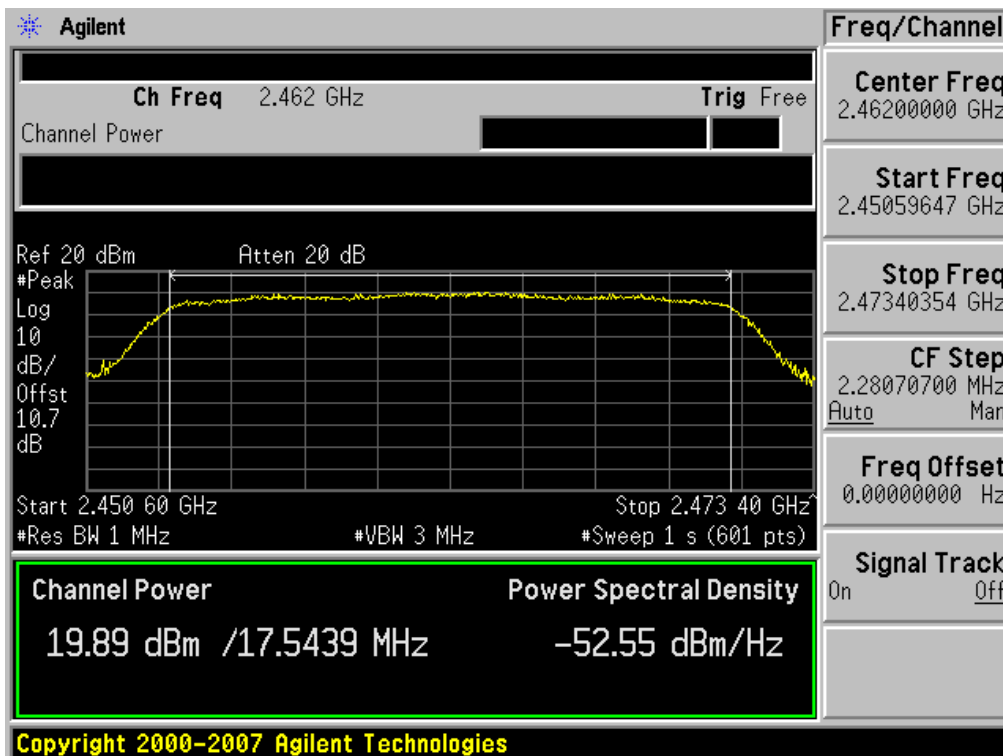
### Conducted Output Power (802.11n-CH 11) 52Mbps



### Conducted Output Power (802.11n-CH 11) 58.5Mbps

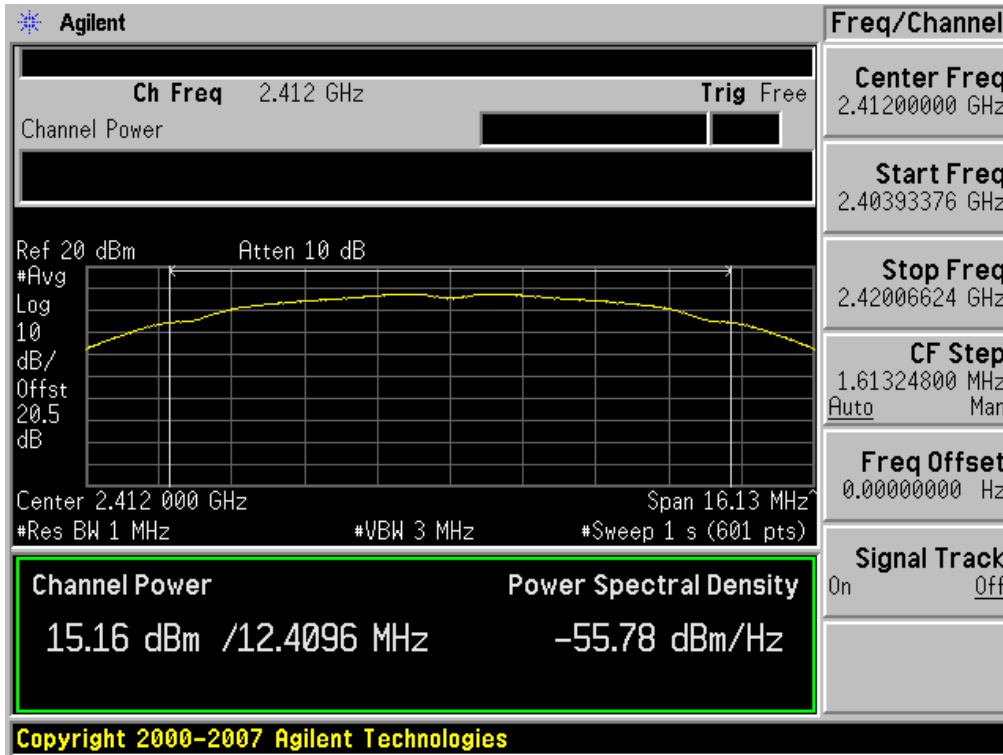


### Conducted Output Power (802.11n-CH 11) 65Mbps

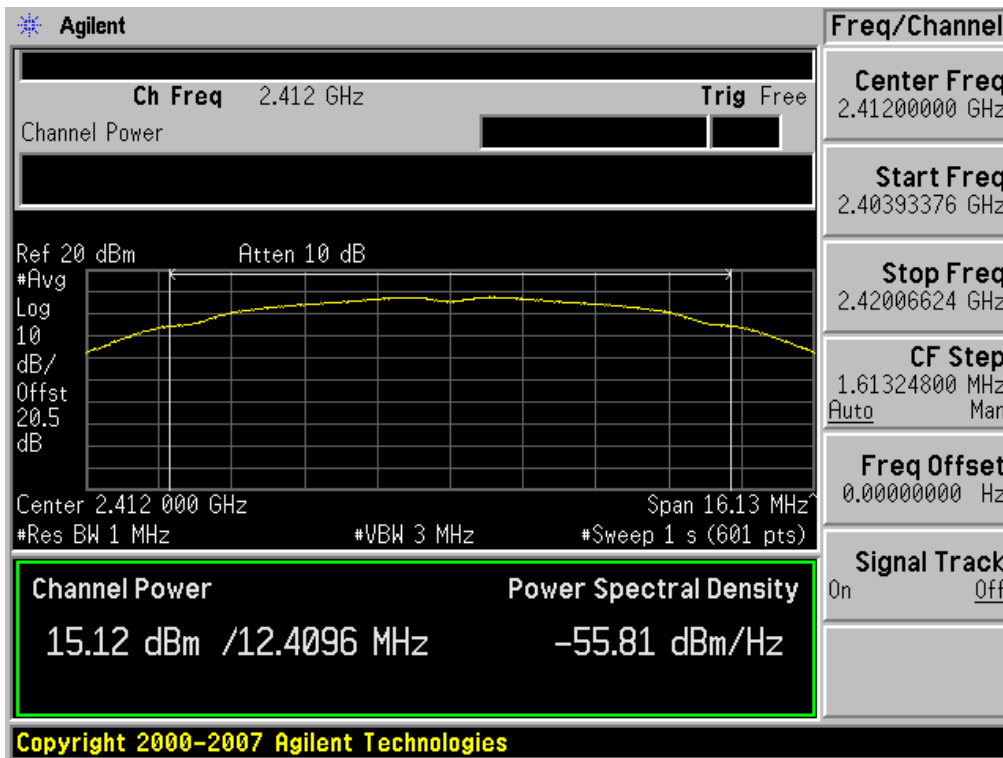


RESULT PLOTS-Average

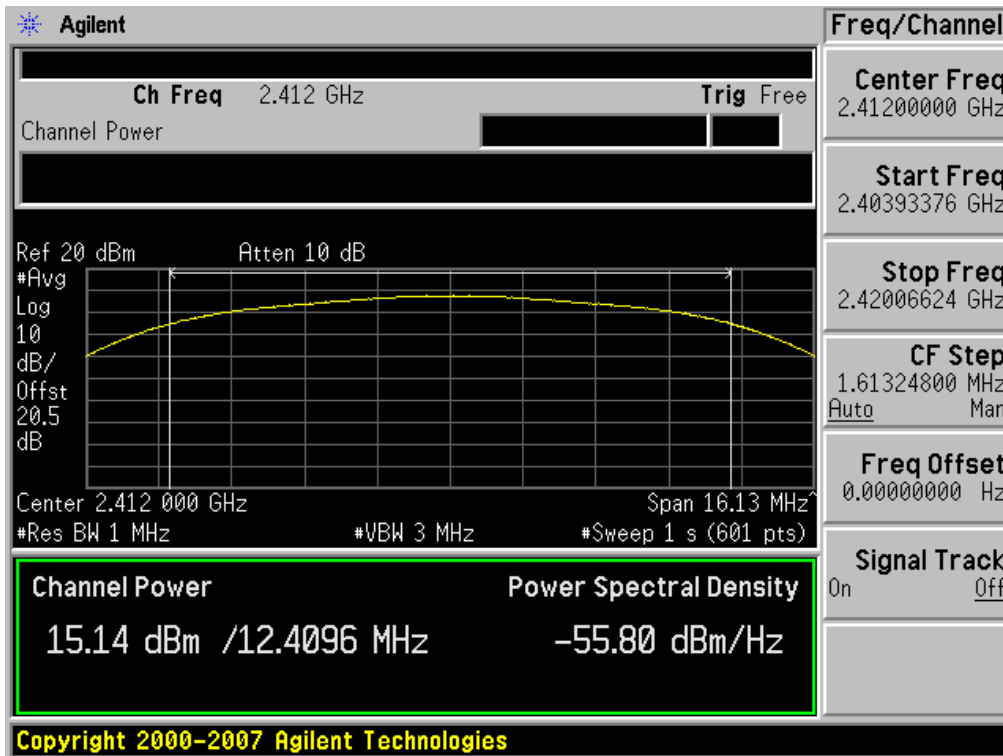
Conducted Output Power (802.11b-CH 1) 1Mbps



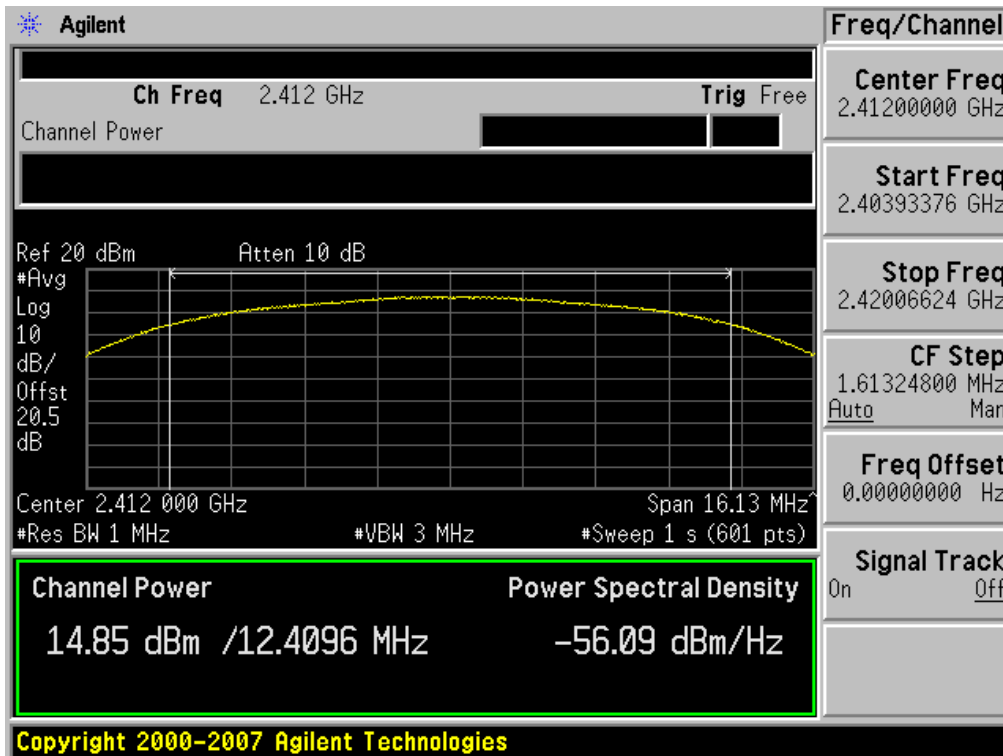
Conducted Output Power (802.11b-CH 1) 2Mbps



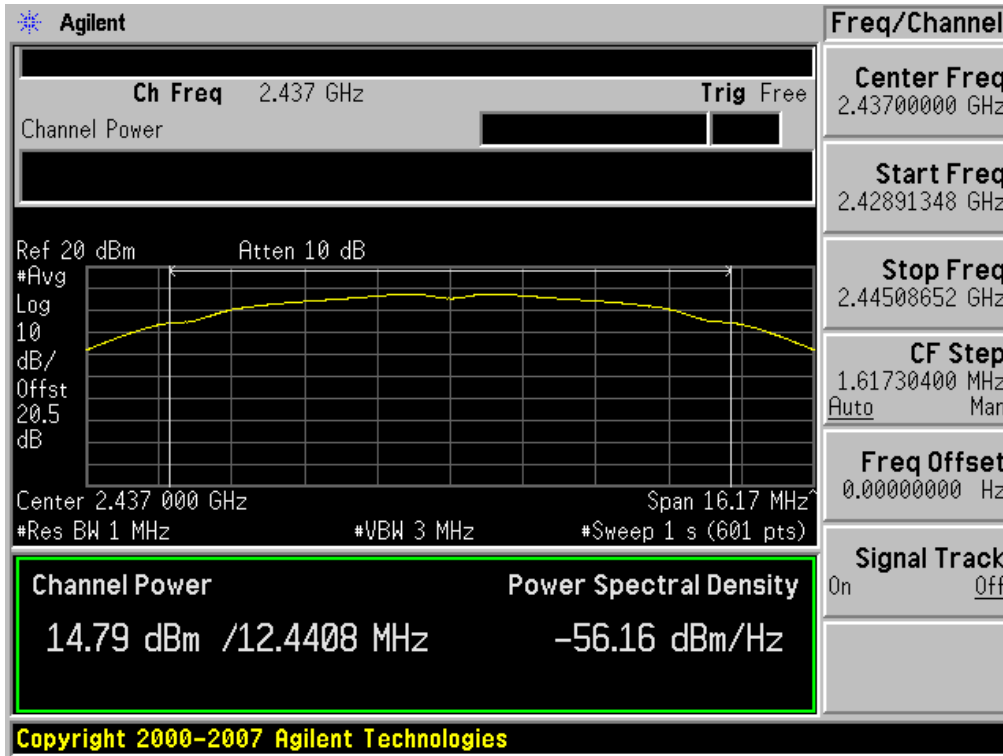
### Conducted Output Power (802.11b-CH 1) 5.5Mbps



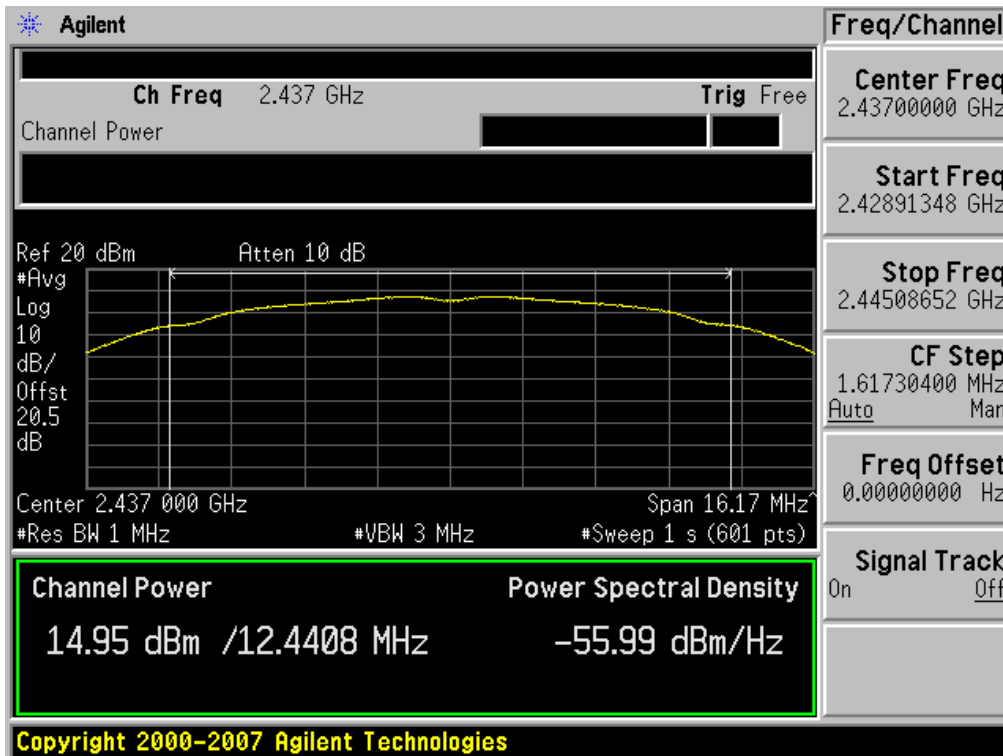
### Conducted Output Power (802.11b-CH 1) 11Mbps



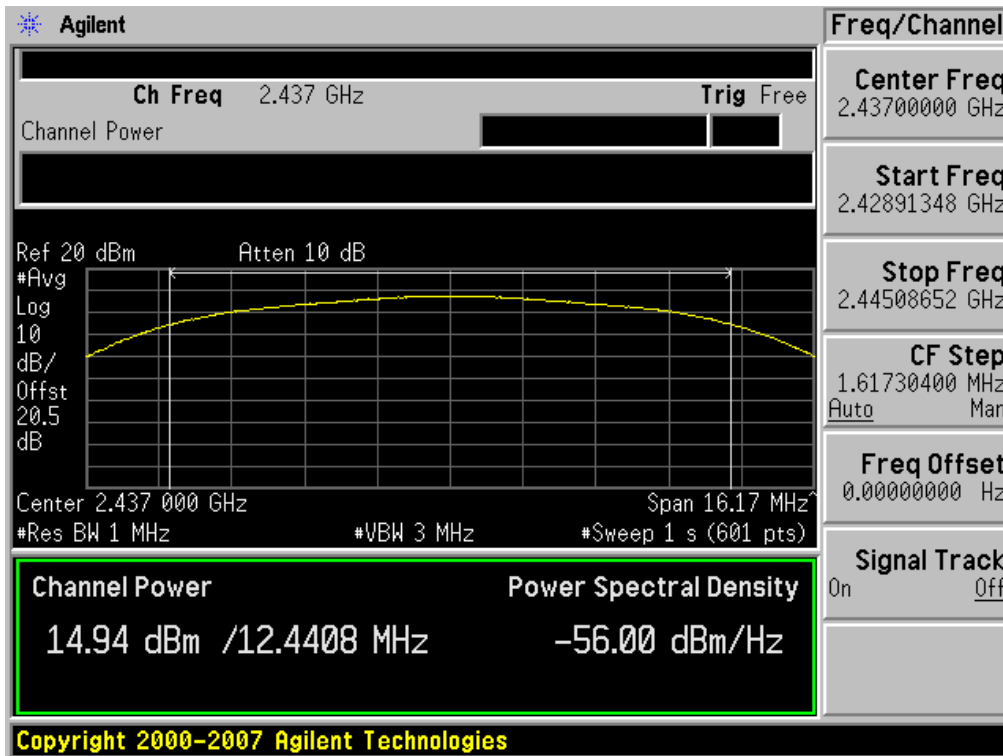
### Conducted Output Power (802.11b-CH 6) 1Mbps



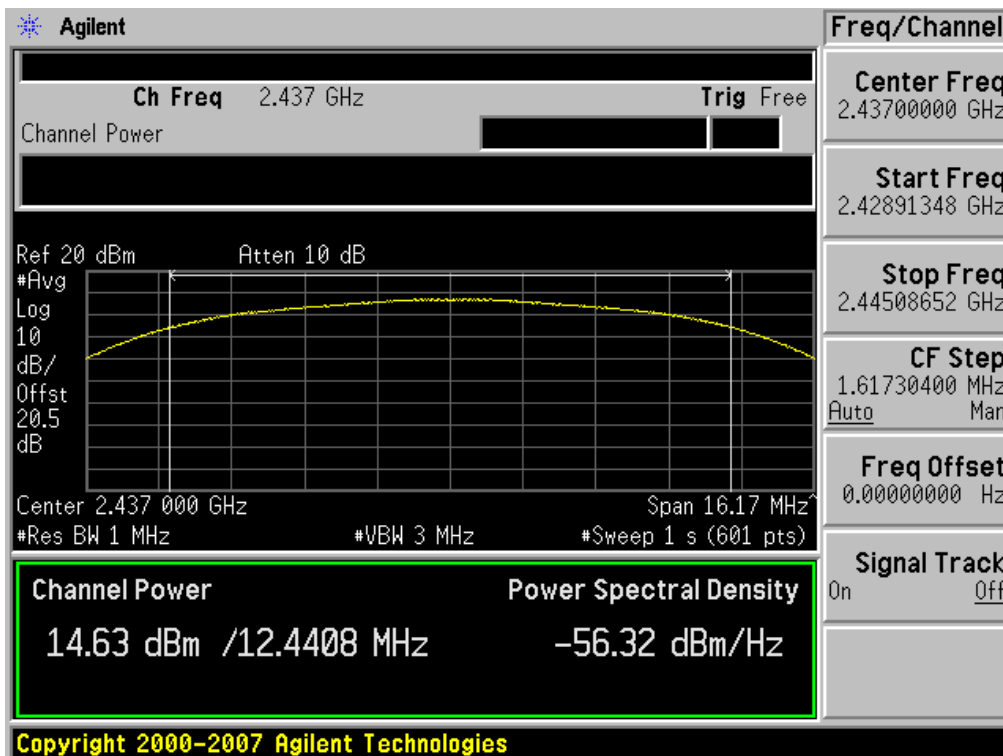
### Conducted Output Power (802.11b-CH 6) 2Mbps



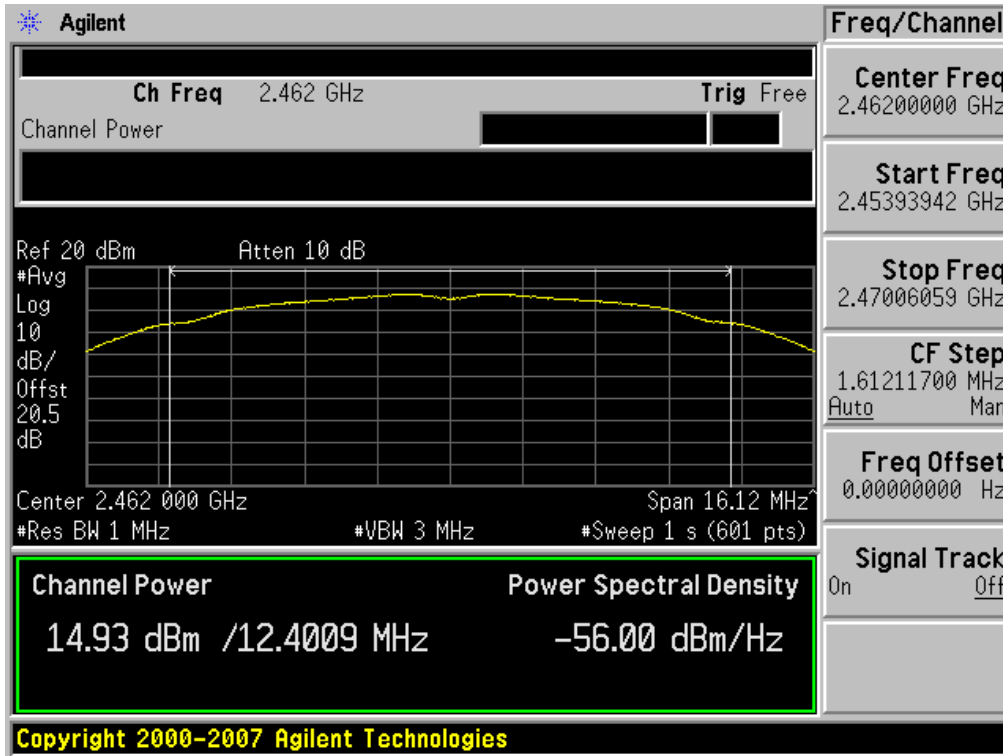
### Conducted Output Power (802.11b-CH 6) 5.5Mbps



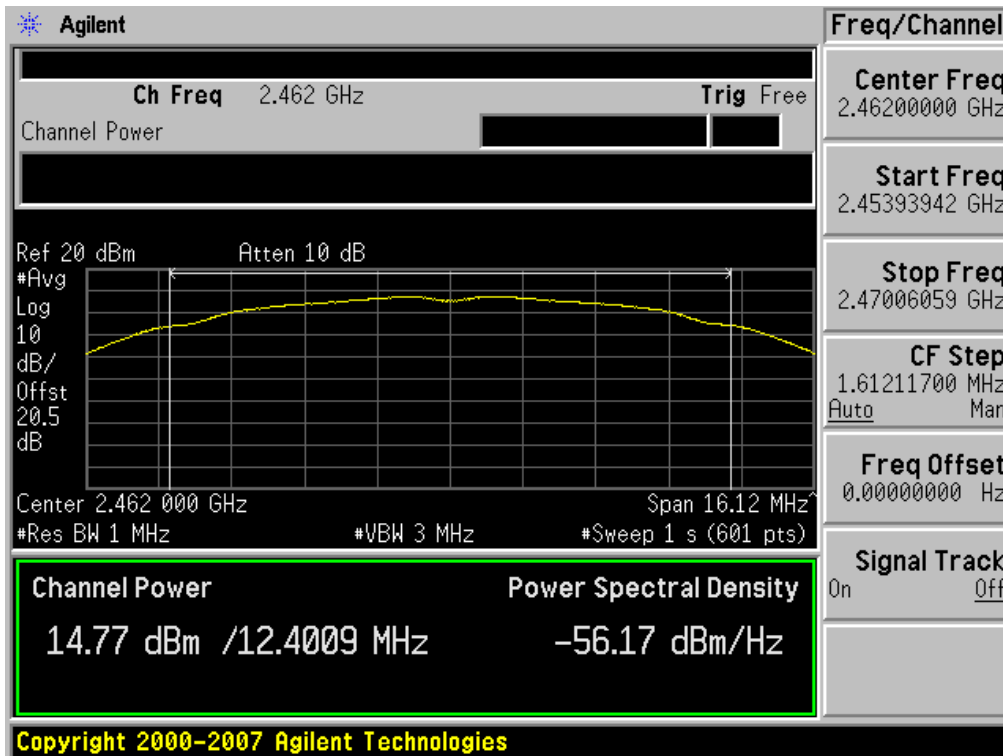
### Conducted Output Power (802.11b-CH 6) 11Mbps



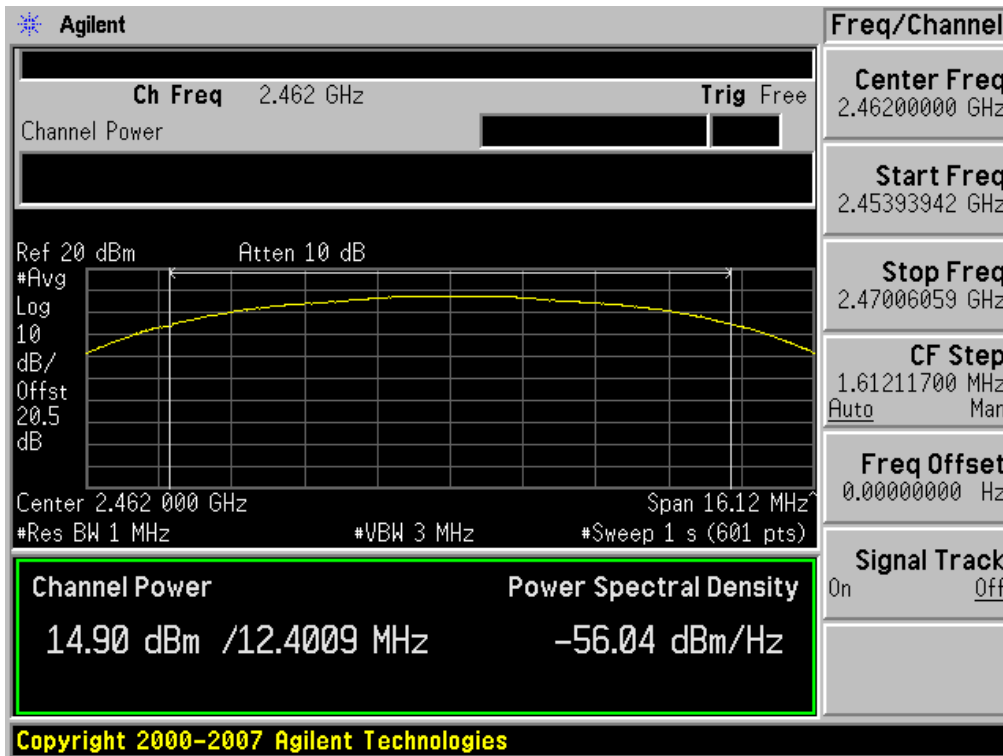
### Conducted Output Power (802.11b-CH 11) 1Mbps



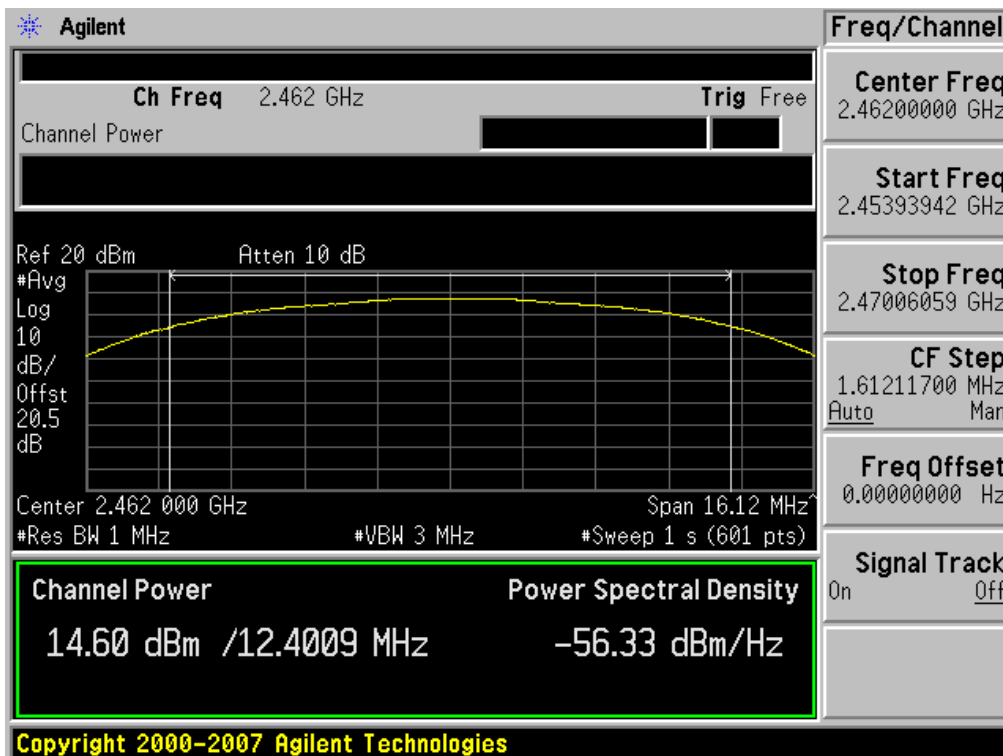
### Conducted Output Power (802.11b-CH 11) 2Mbps



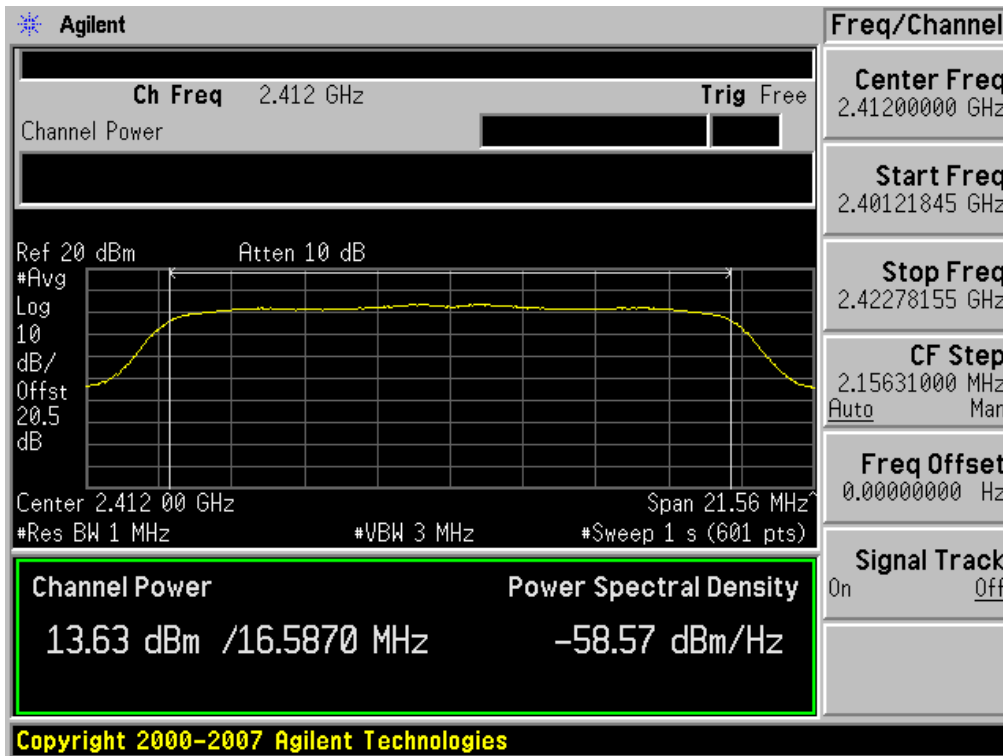
### Conducted Output Power (802.11b-CH 11) 5.5Mbps



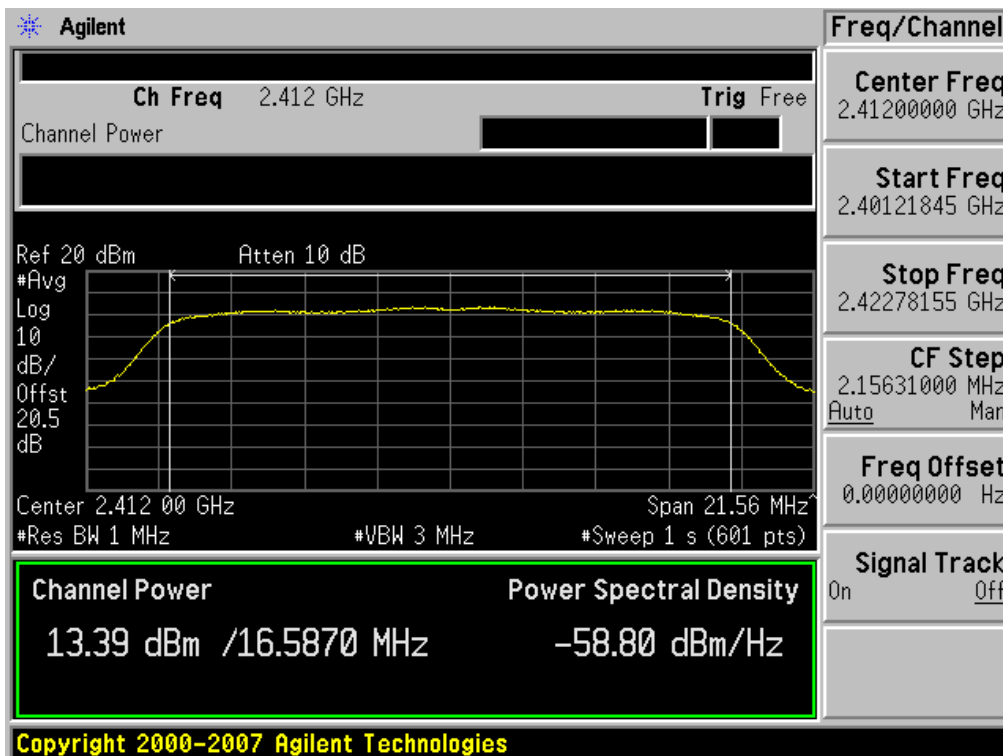
### Conducted Output Power (802.11b-CH 11) 11Mbps



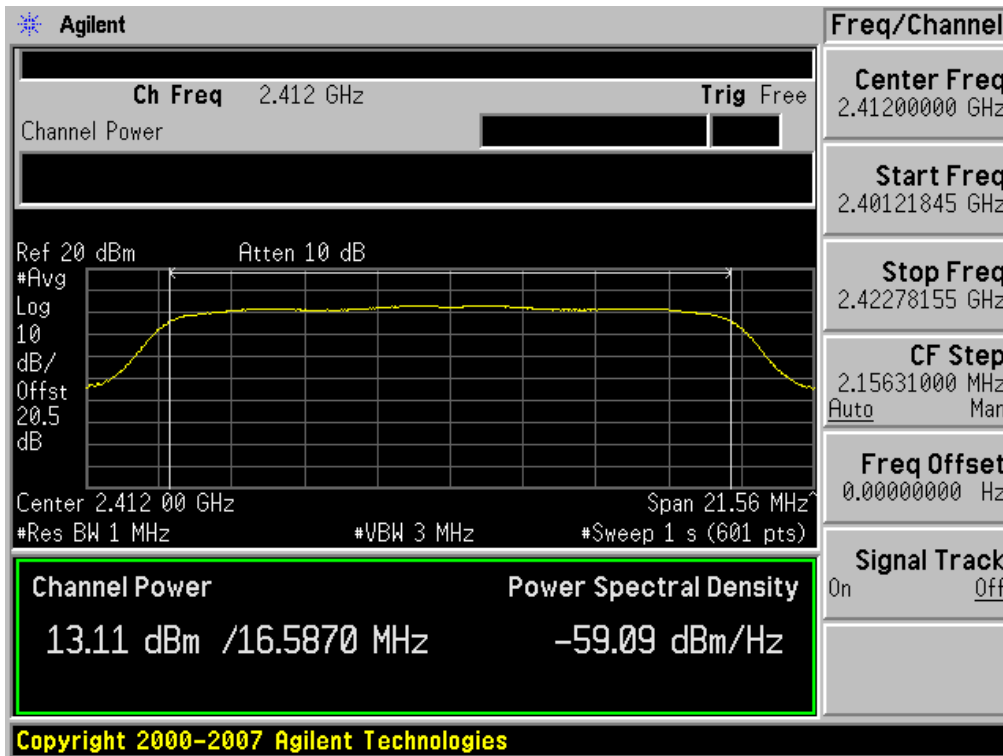
### Conducted Output Power (802.11g-CH 1) 6Mbps



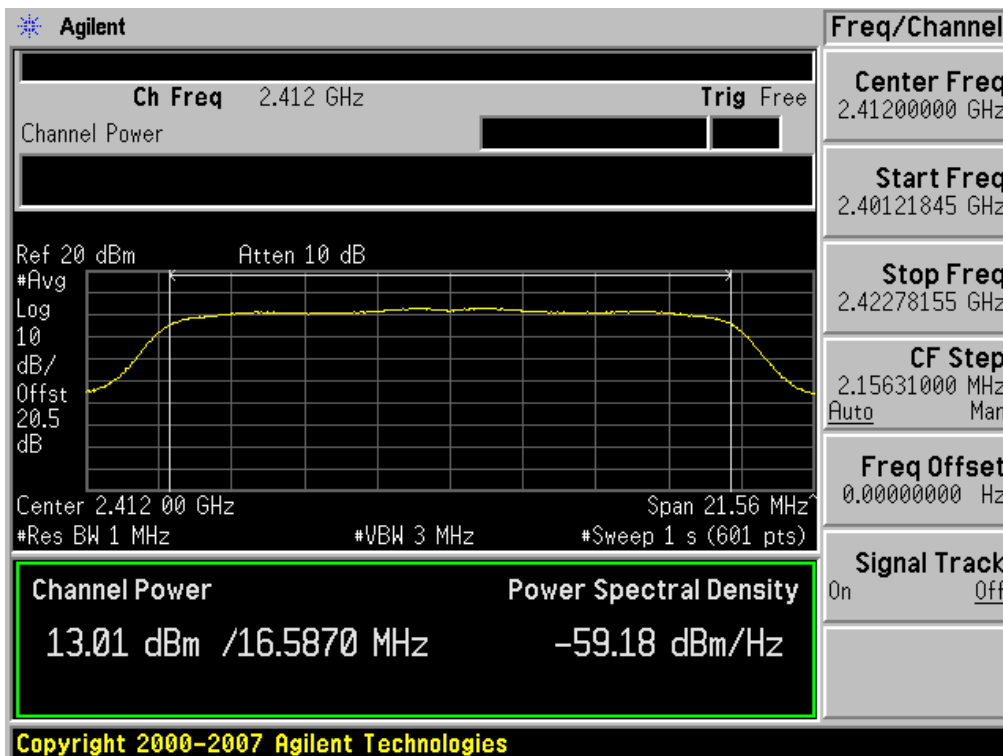
### Conducted Output Power (802.11g-CH 1) 9Mbps



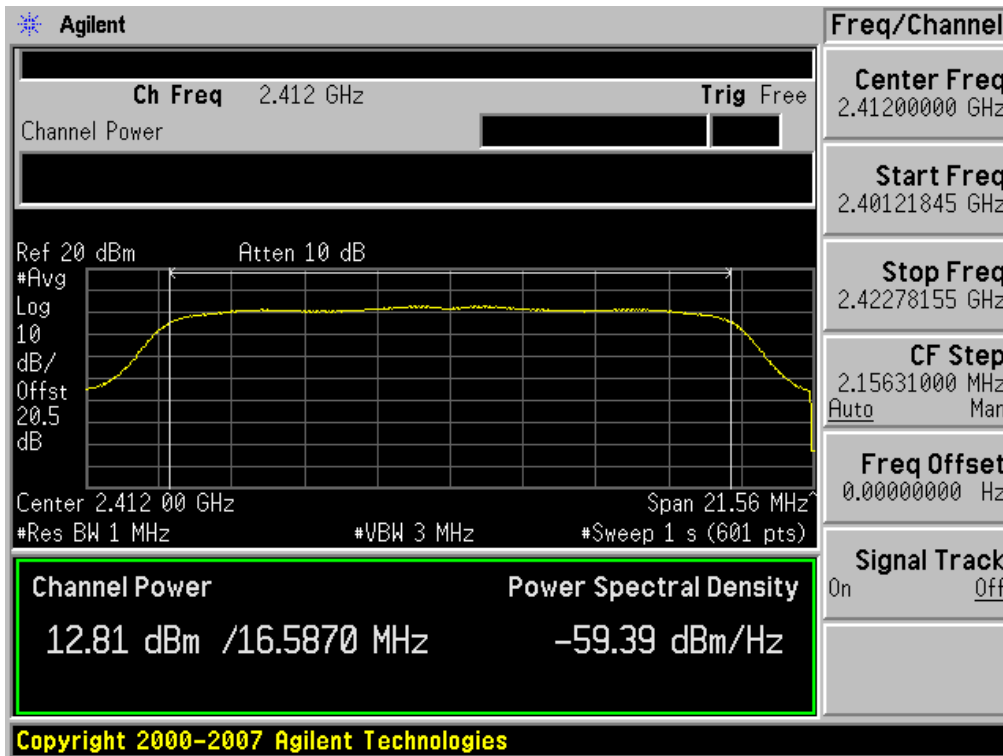
### Conducted Output Power (802.11g-CH 1) 12Mbps



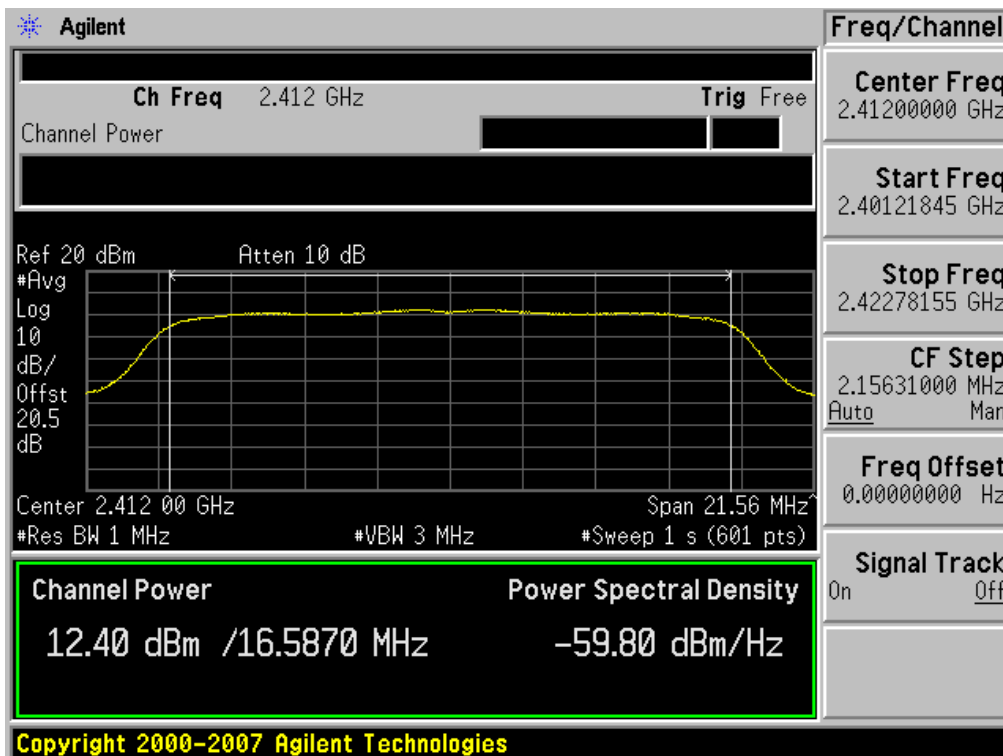
### Conducted Output Power (802.11g-CH 1) 18Mbps



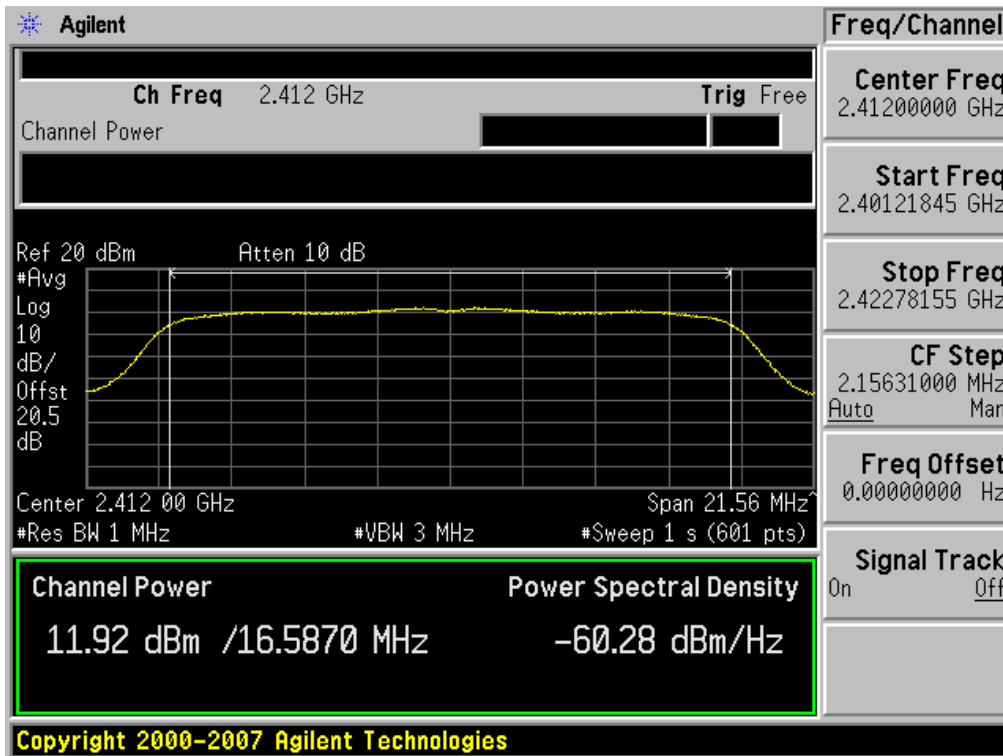
### Conducted Output Power (802.11g-CH 1) 24Mbps



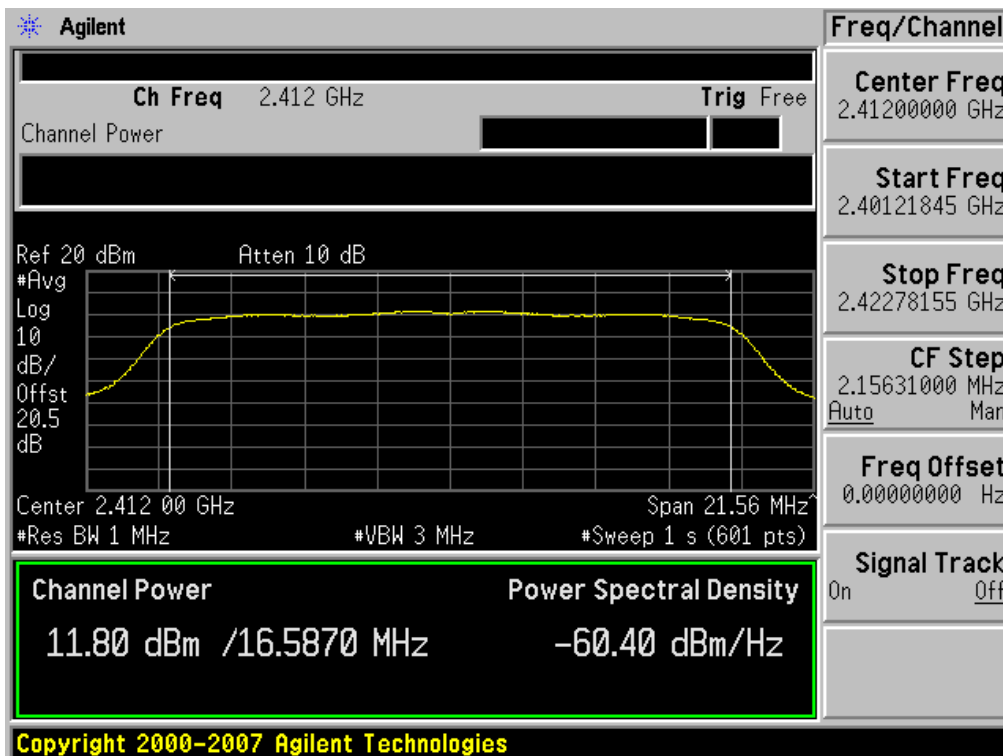
### Conducted Output Power (802.11g-CH 1) 36Mbps



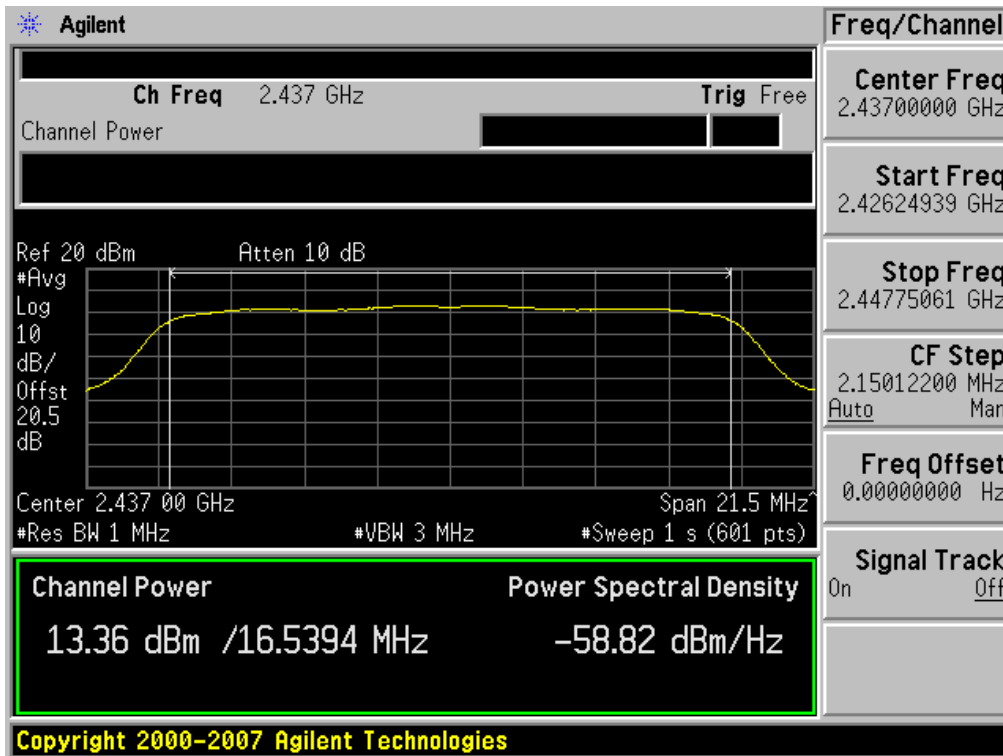
### Conducted Output Power (802.11g-CH 1) 48Mbps



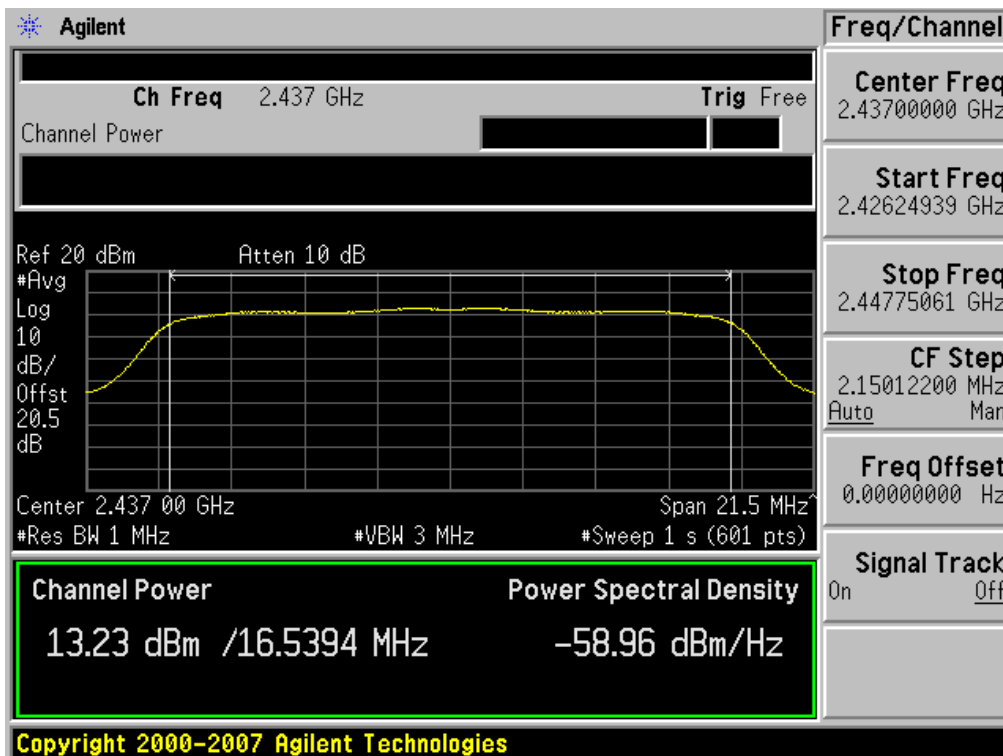
### Conducted Output Power (802.11g-CH 1) 54Mbps



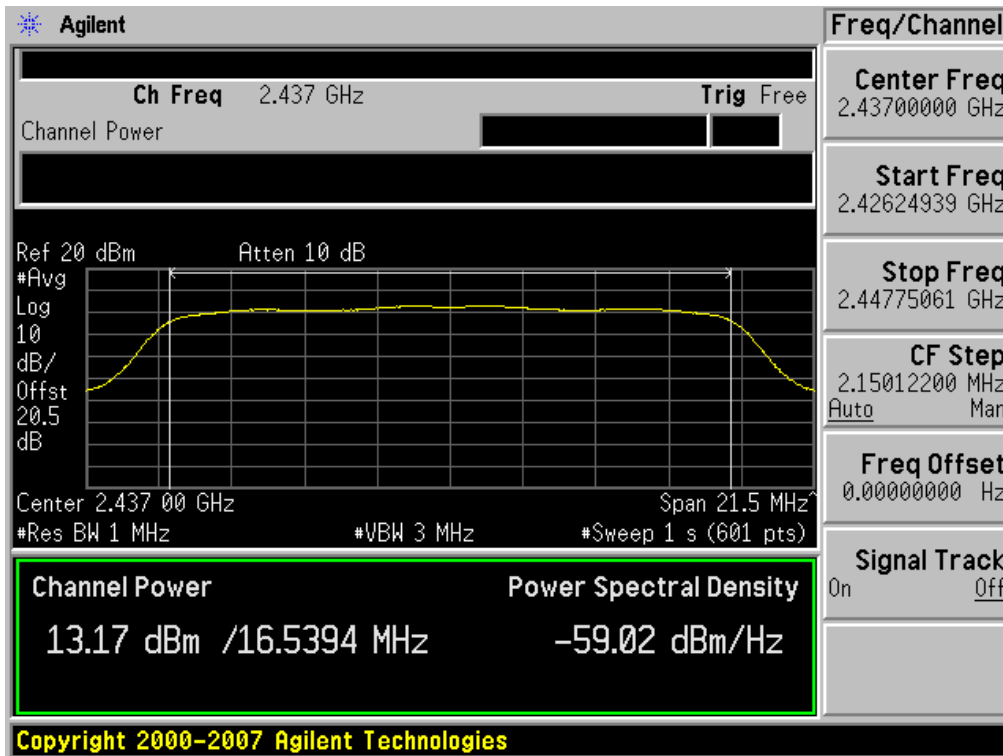
### Conducted Output Power (802.11g-CH 6) 6Mbps



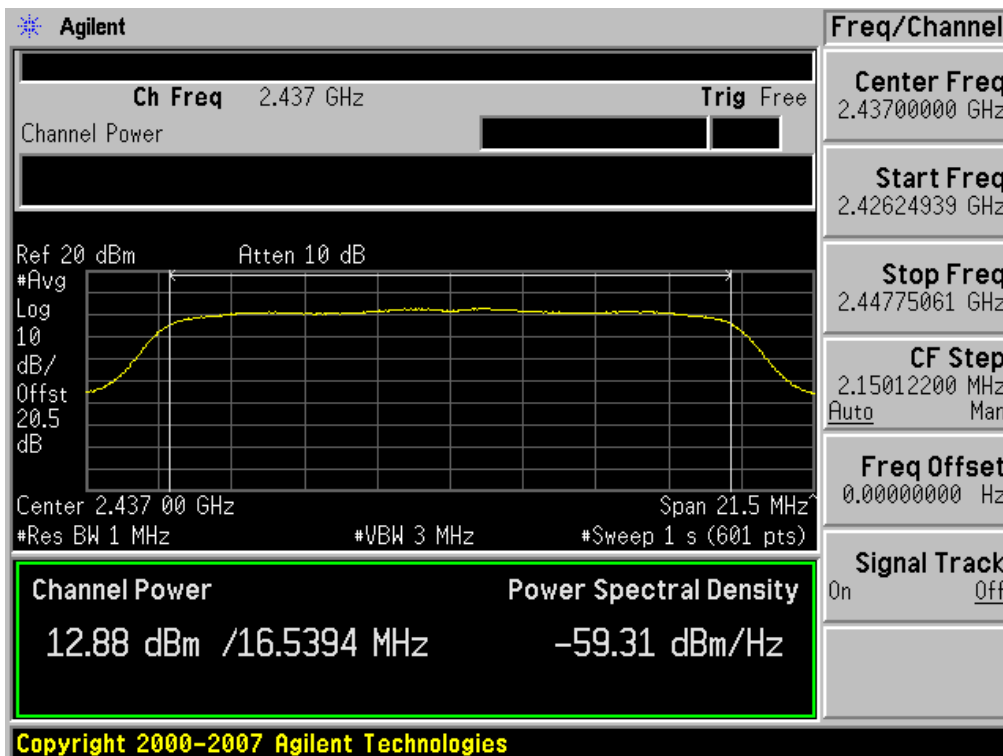
### Conducted Output Power (802.11g-CH 6) 9Mbps



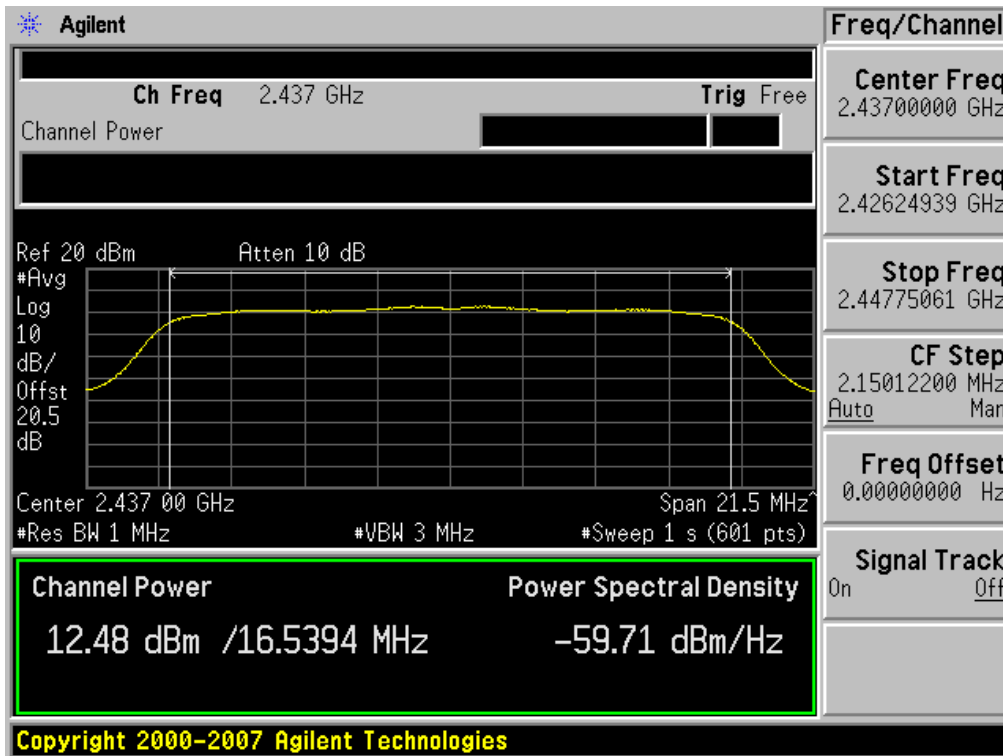
### Conducted Output Power (802.11g-CH 6) 12Mbps



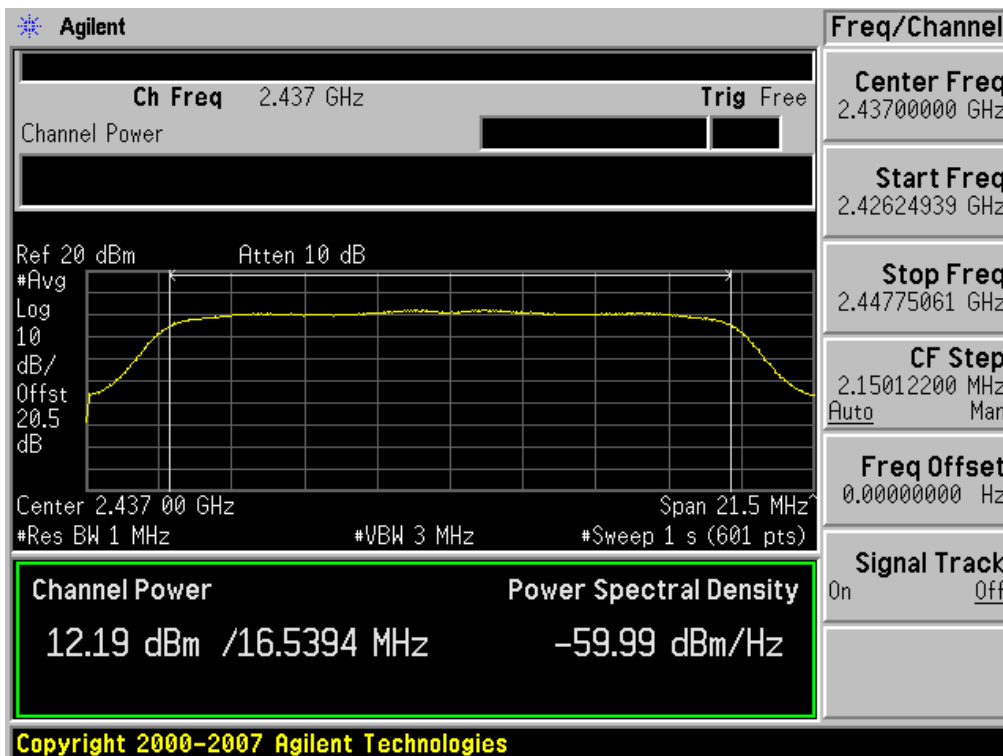
### Conducted Output Power (802.11g-CH 6) 18Mbps



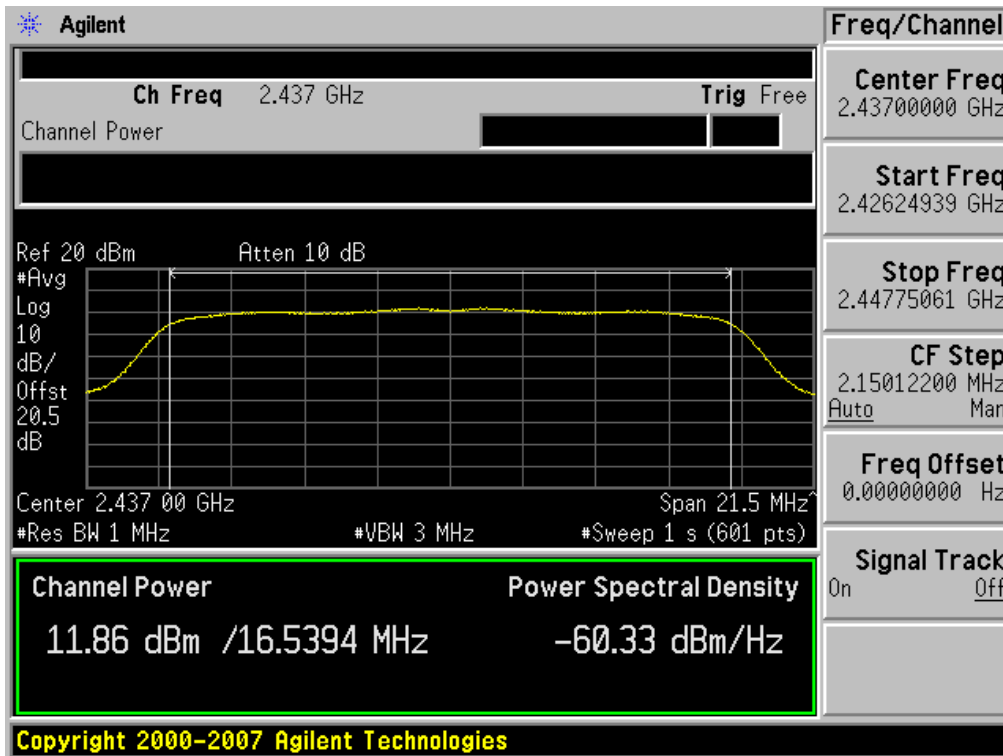
### Conducted Output Power (802.11g-CH 6) 24Mbps



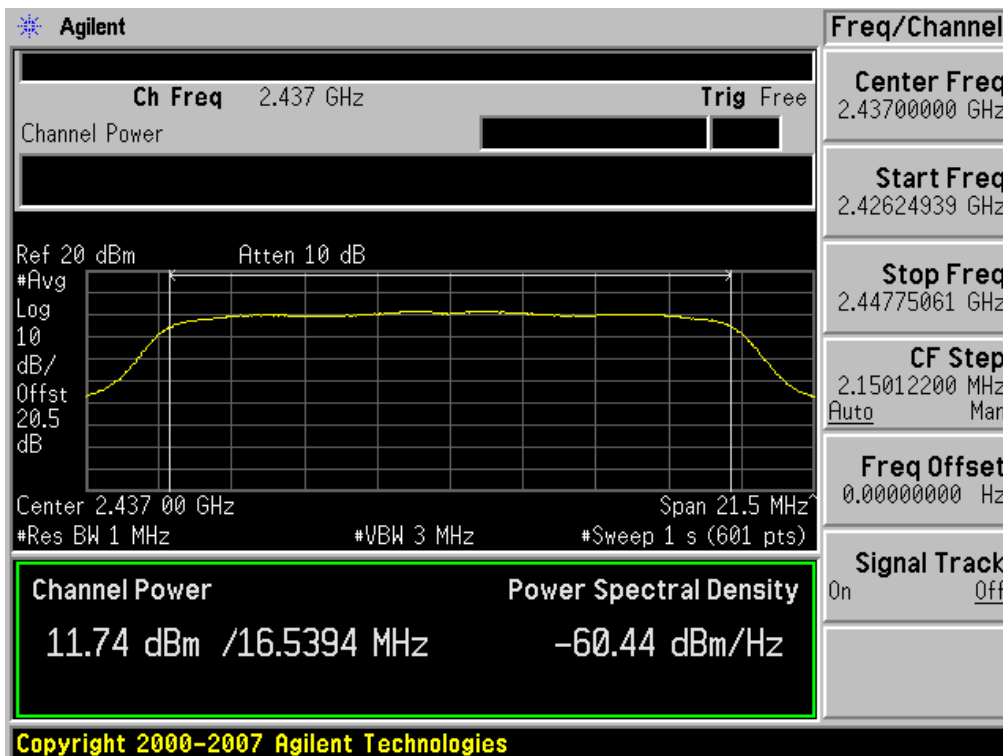
### Conducted Output Power (802.11g-CH 6) 36Mbps



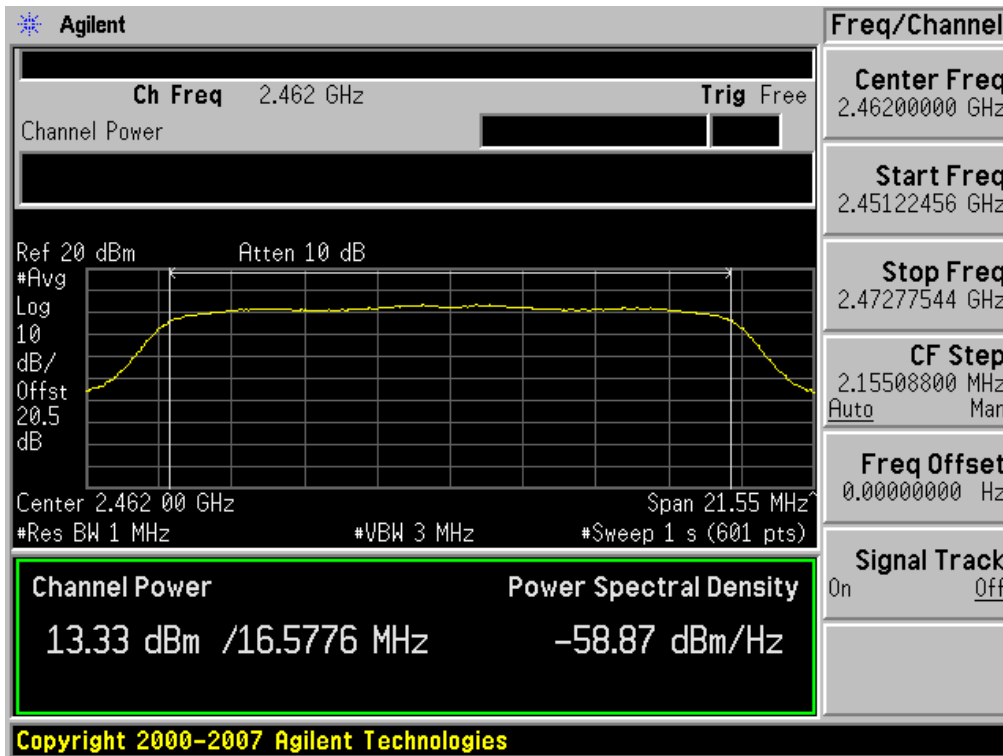
### Conducted Output Power (802.11g-CH 6) 48Mbps



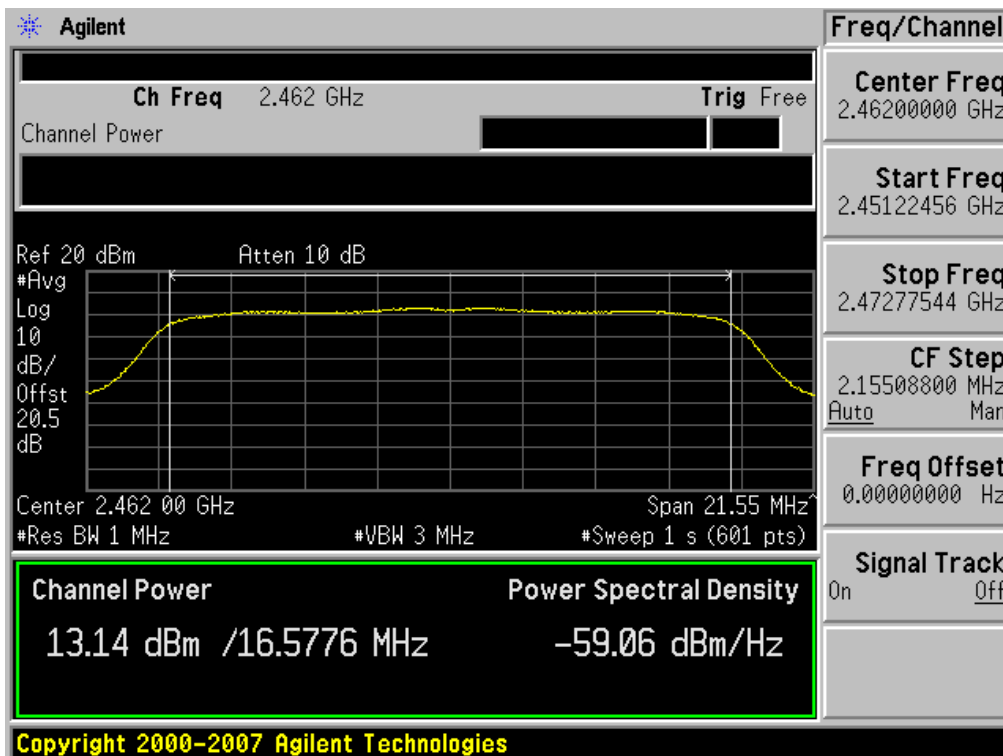
### Conducted Output Power (802.11g-CH 6) 54Mbps



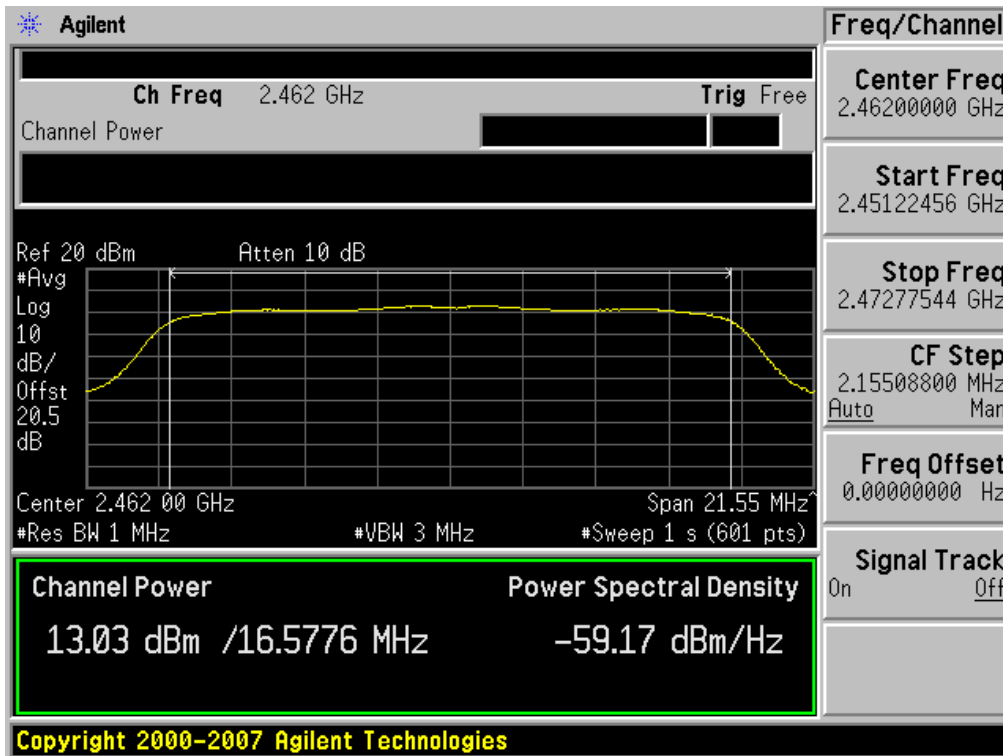
### Conducted Output Power (802.11g-CH 11) 6Mbps



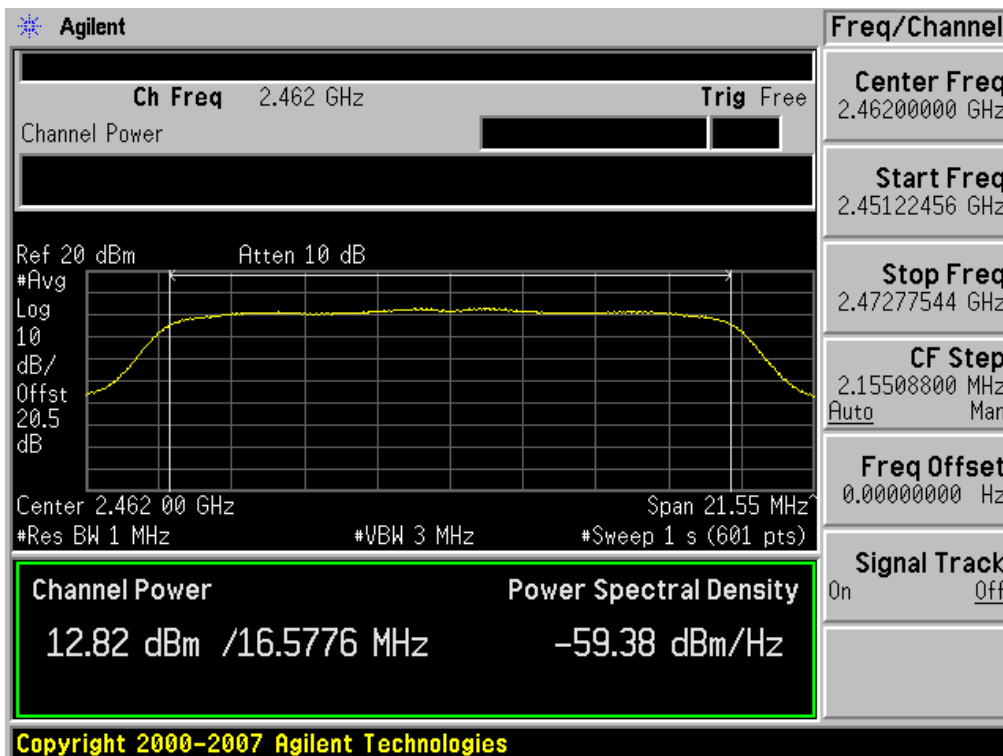
### Conducted Output Power (802.11g-CH 11) 9Mbps



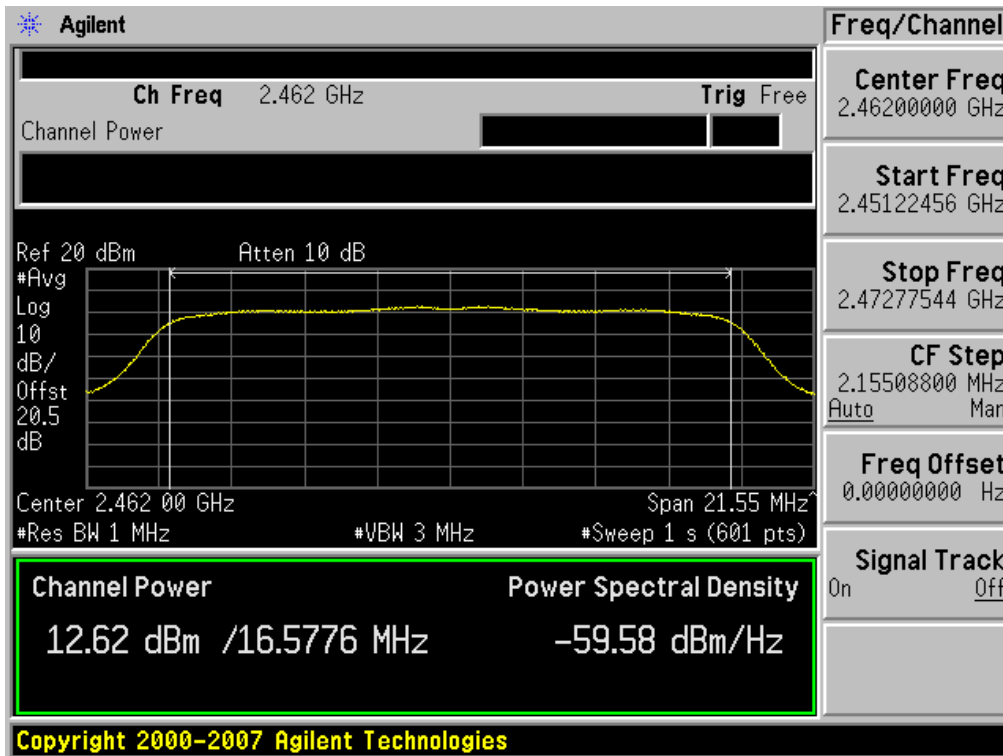
### Conducted Output Power (802.11g-CH 11) 12Mbps



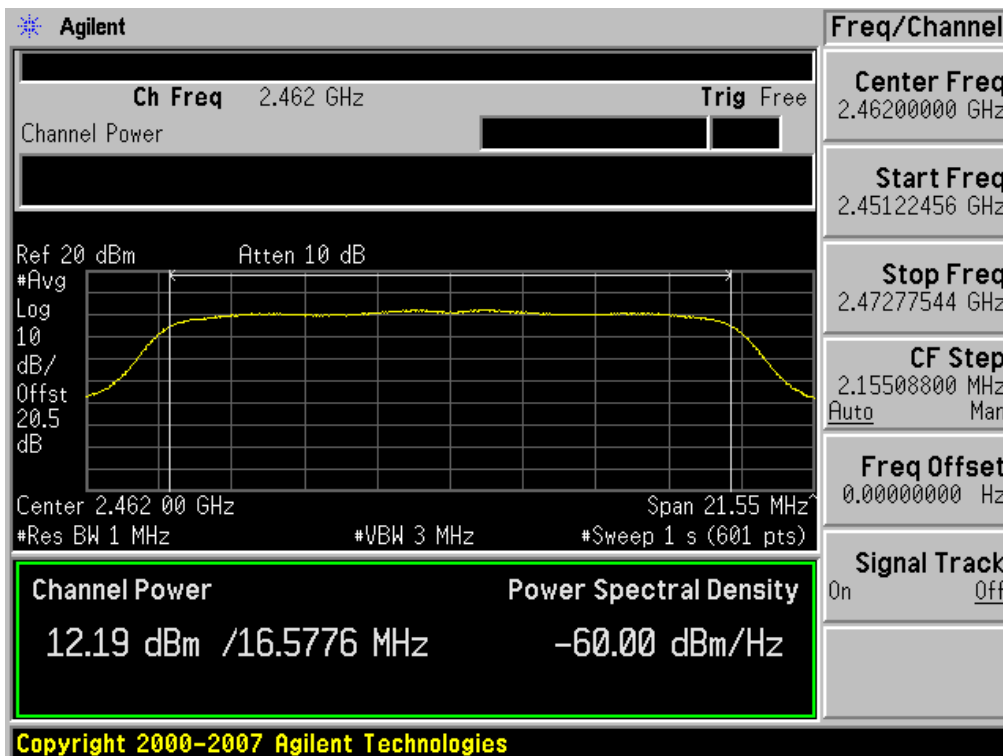
### Conducted Output Power (802.11g-CH 11) 18Mbps



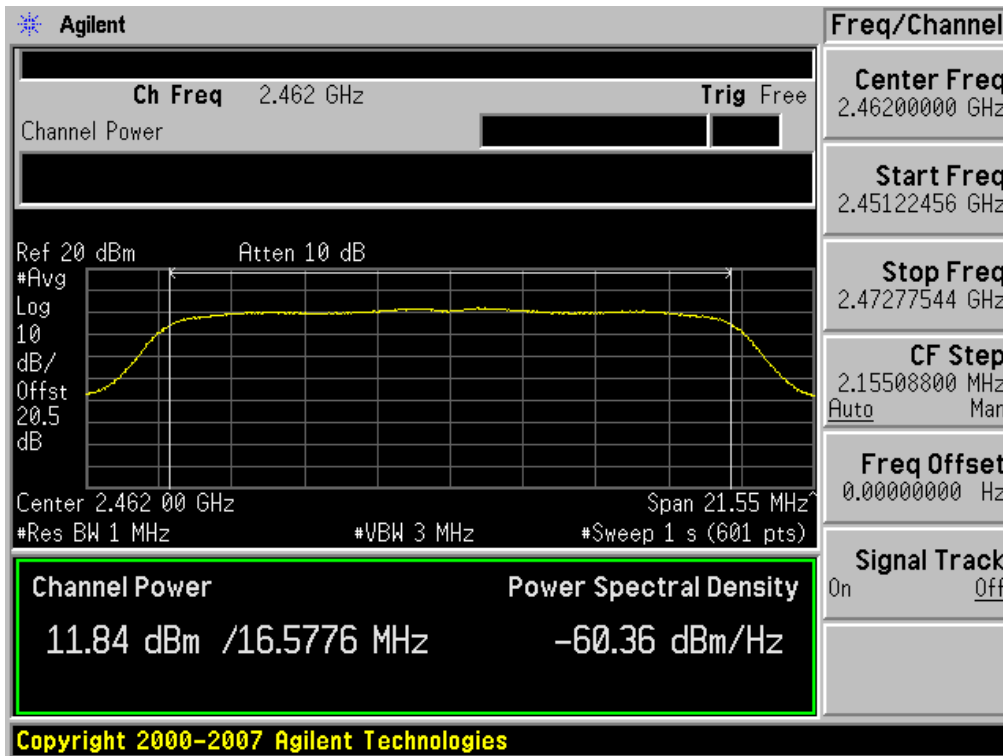
### Conducted Output Power (802.11g-CH 11) 24Mbps



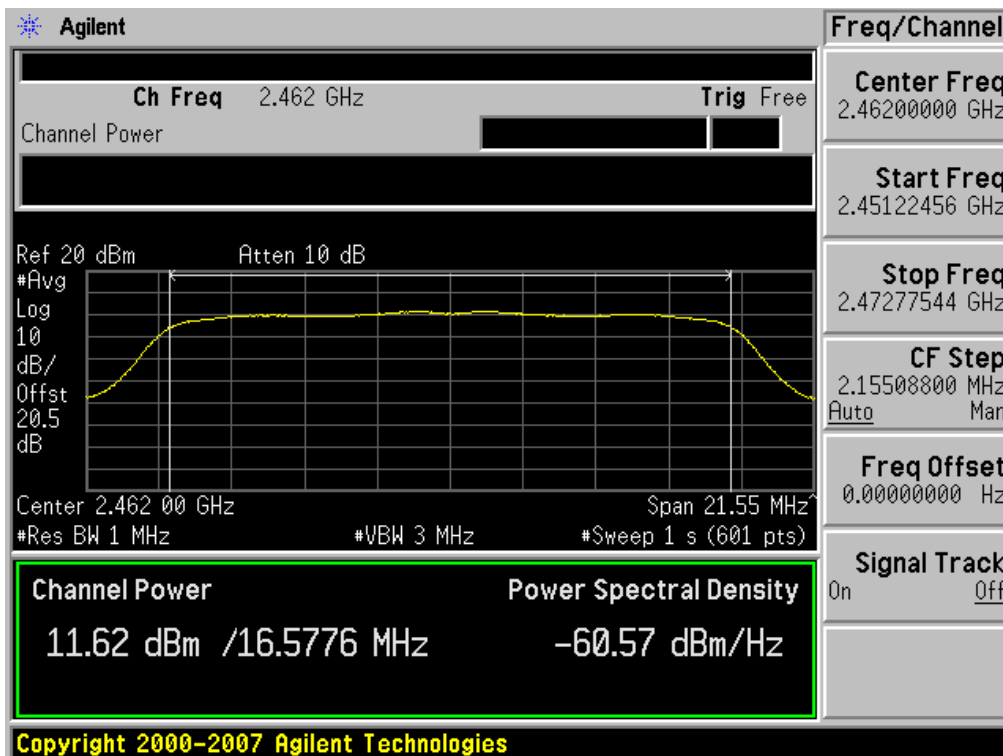
### Conducted Output Power (802.11g-CH 11) 36Mbps



### Conducted Output Power (802.11g-CH 11) 48Mbps

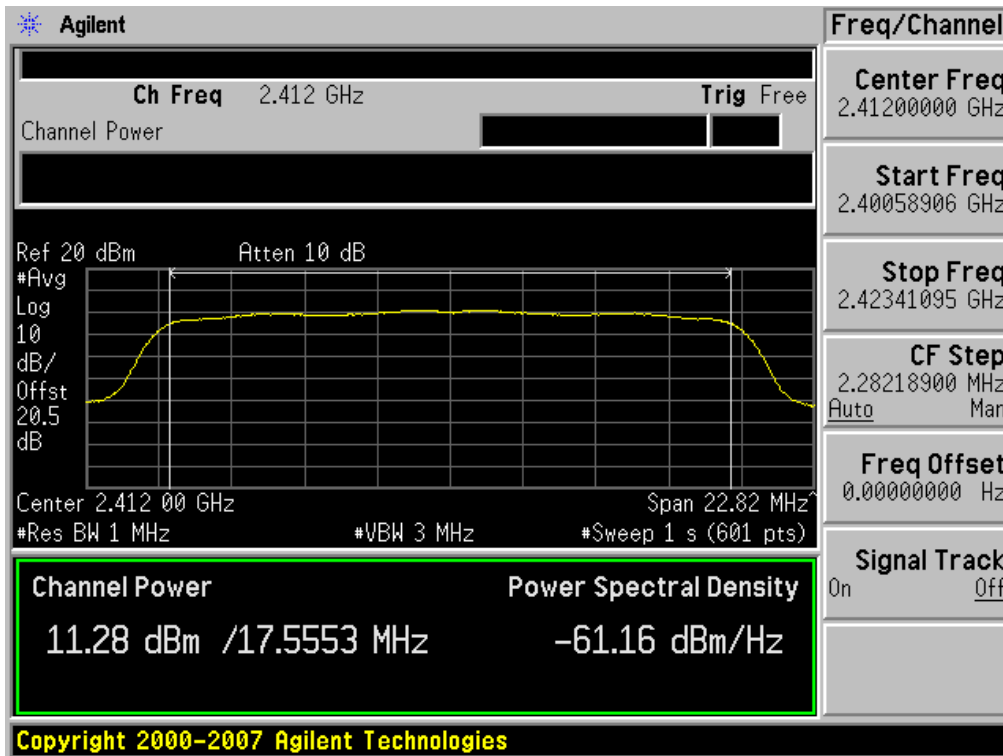


### Conducted Output Power (802.11g-CH 11) 54Mbps

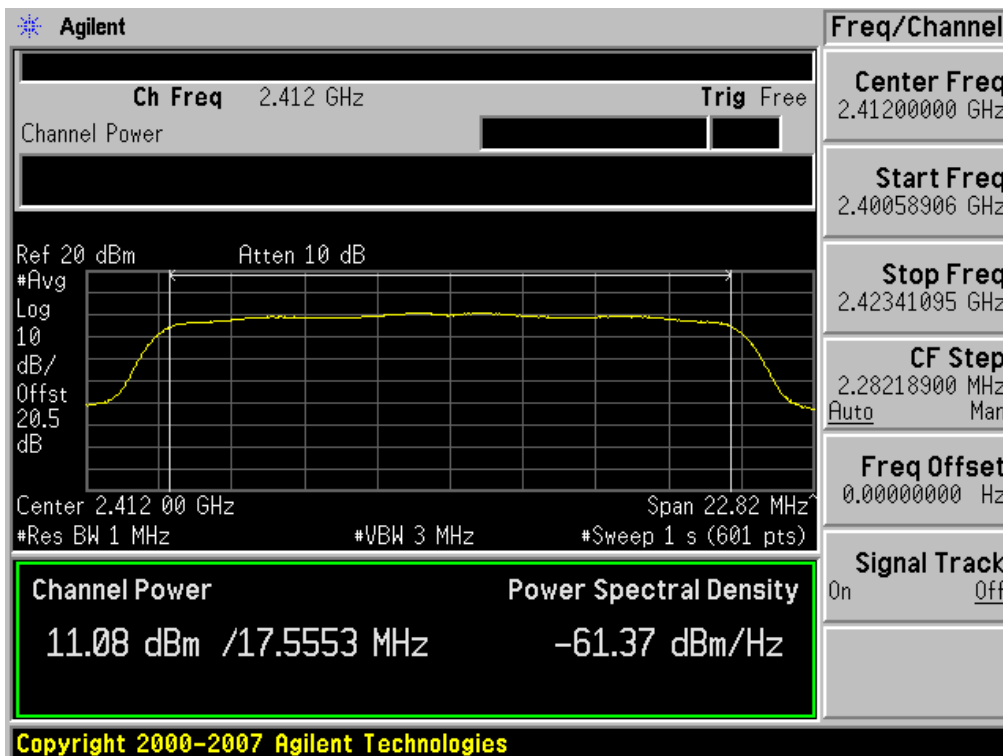


FCC PT.15.247 TEST REPORT	FCC CERTIFICATION REPORT		<a href="http://www.hct.co.kr">www.hct.co.kr</a>
Test Report No. HCTR1112FR10	Date of Issue: December 16, 2011	EUT Type: 850/1900 GSM/GPRS and 850 WCDMA Phone with Bluetooth, WLAN and EDGE Rx Only	FCC ID: A3LGTB5512B

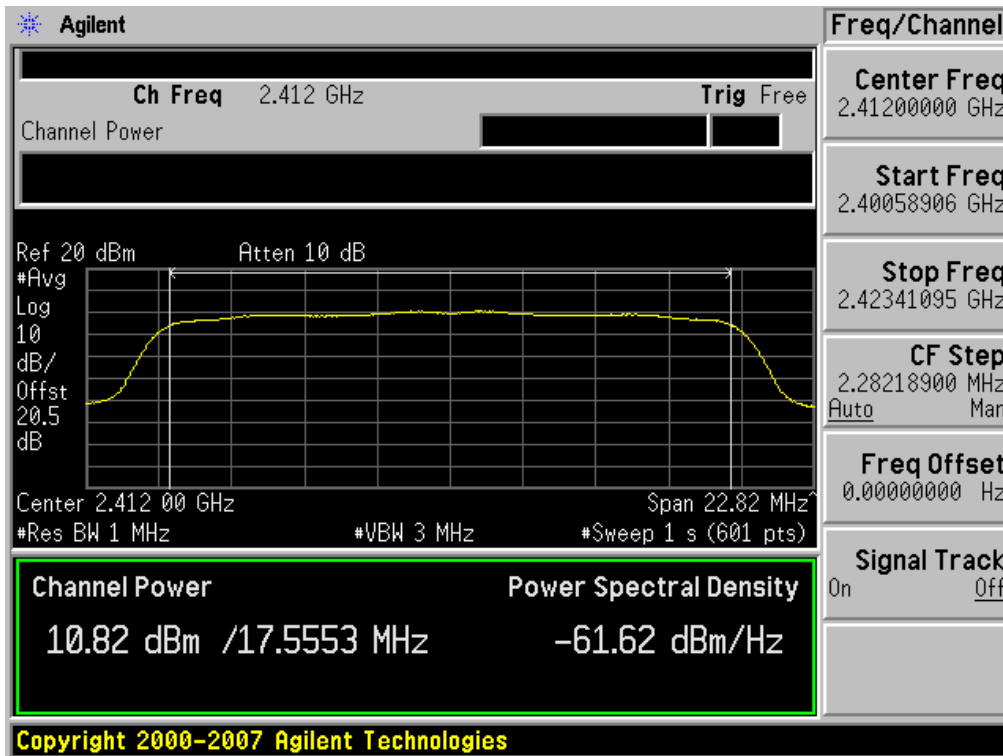
### Conducted Output Power (802.11n-CH 1) 6.5Mbps



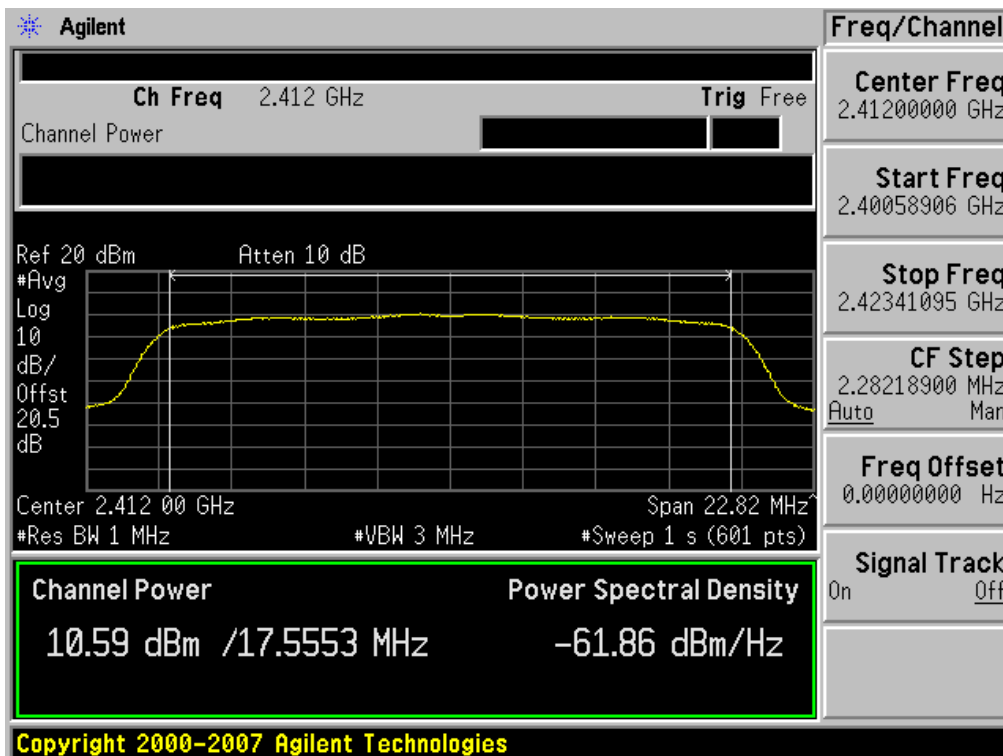
### Conducted Output Power (802.11n-CH 1) 13Mbps



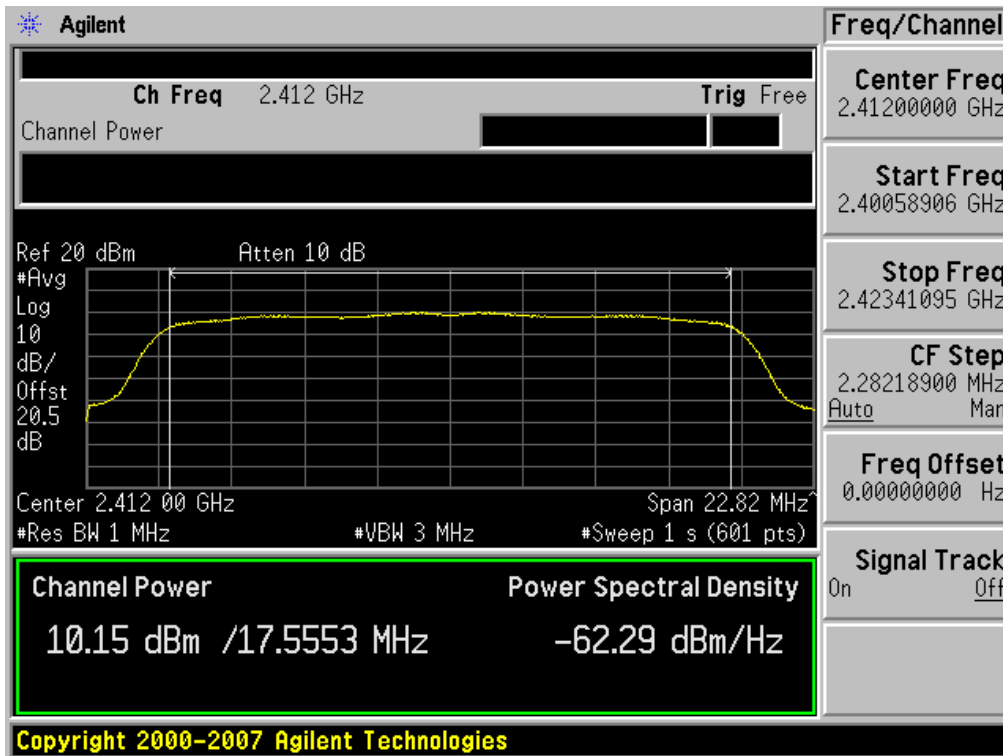
### Conducted Output Power (802.11n-CH 1) 19.5Mbps



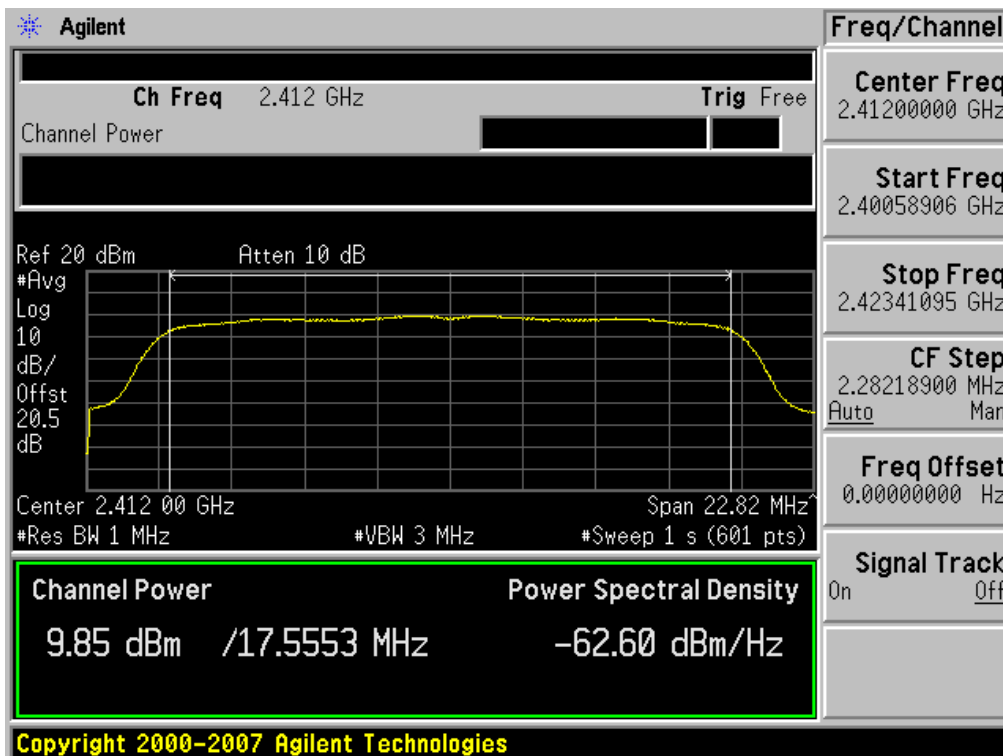
### Conducted Output Power (802.11n-CH 1) 26Mbps



### Conducted Output Power (802.11n-CH 1) 39Mbps

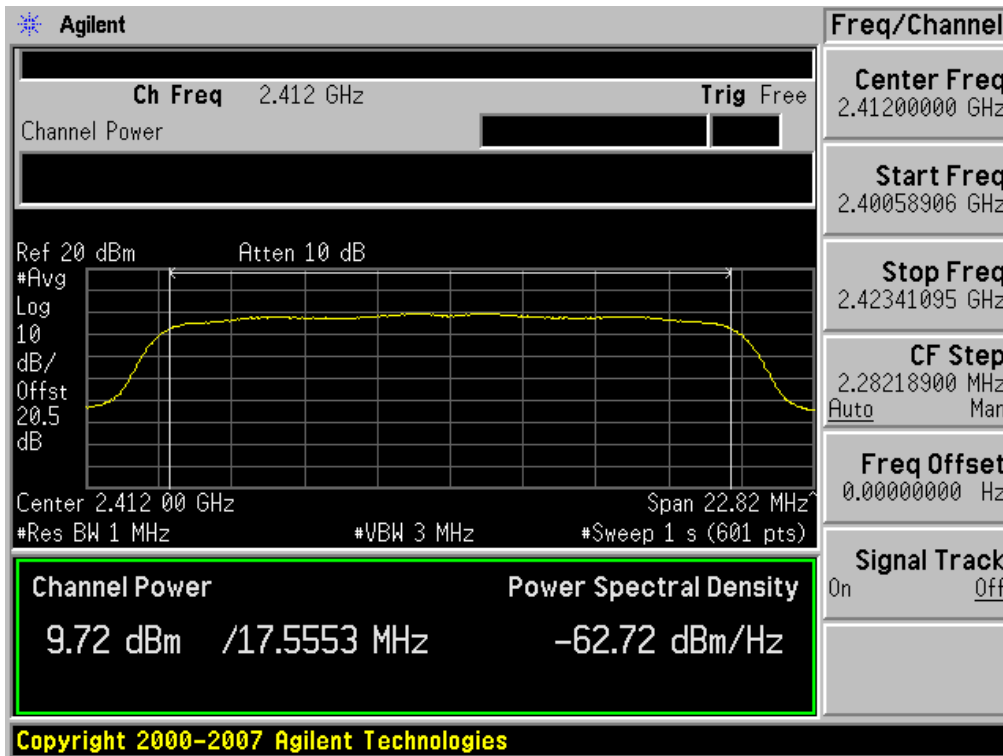


### Conducted Output Power (802.11n-CH 1) 52Mbps

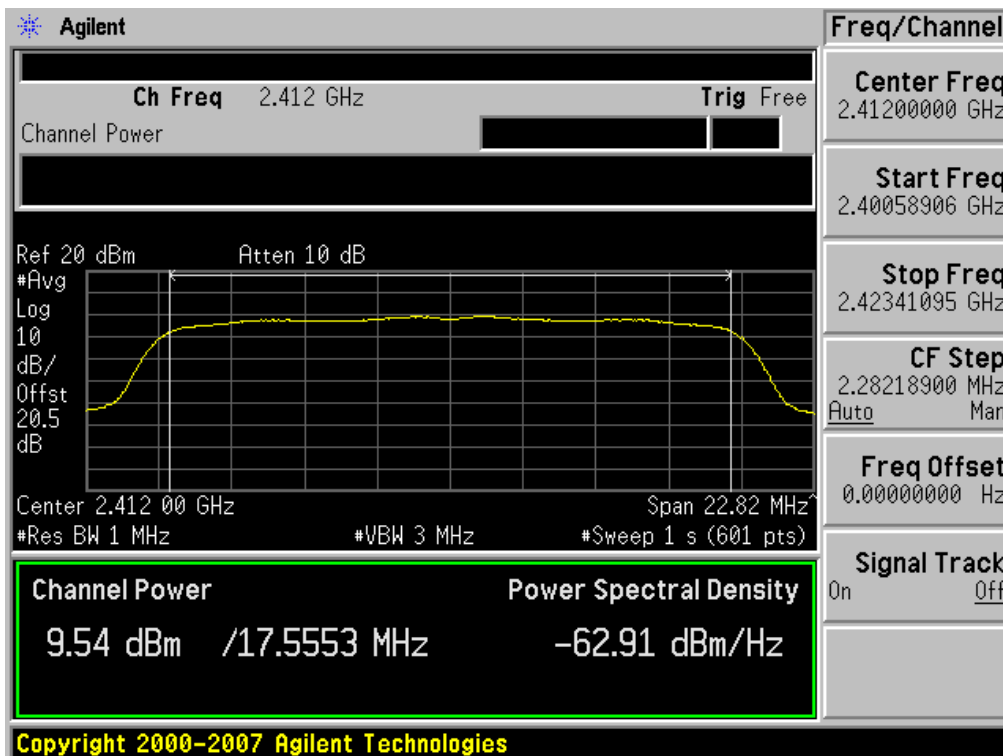


FCC PT.15.247 TEST REPORT	FCC CERTIFICATION REPORT		<a href="http://www.hct.co.kr">www.hct.co.kr</a>
Test Report No. HCTR1112FR10	Date of Issue: December 16, 2011	EUT Type: 850/1900 GSM/GPRS and 850 WCDMA Phone with Bluetooth, WLAN and EDGE Rx Only	FCC ID: A3LGTB5512B

### Conducted Output Power (802.11n-CH 1) 58.5Mbps

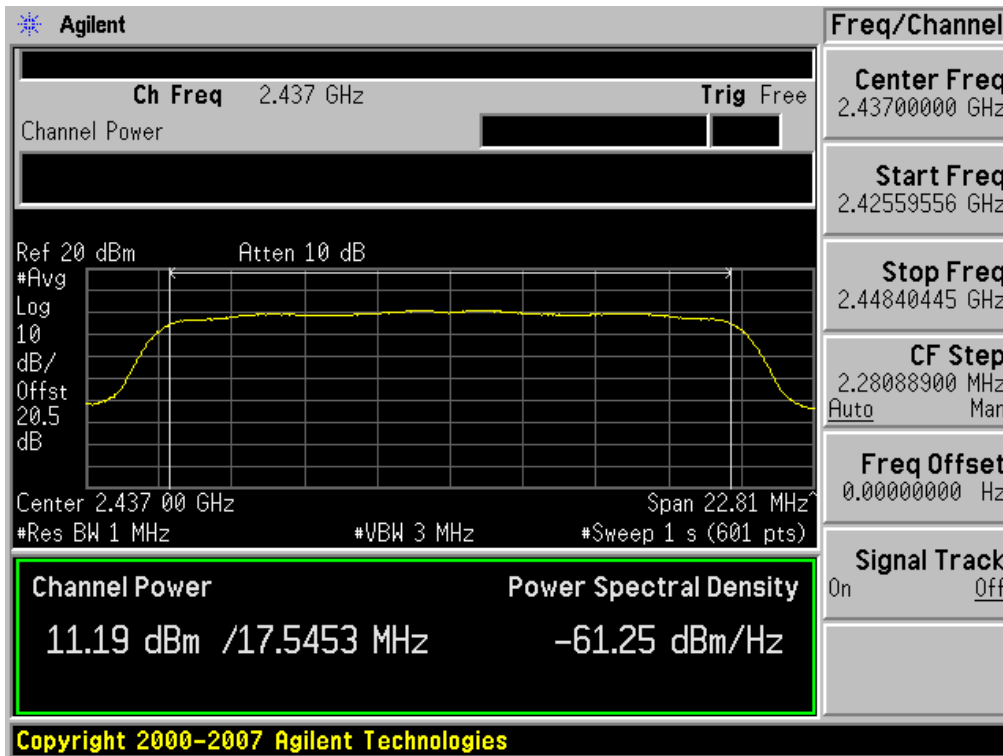


### Conducted Output Power (802.11n-CH 1) 65Mbps

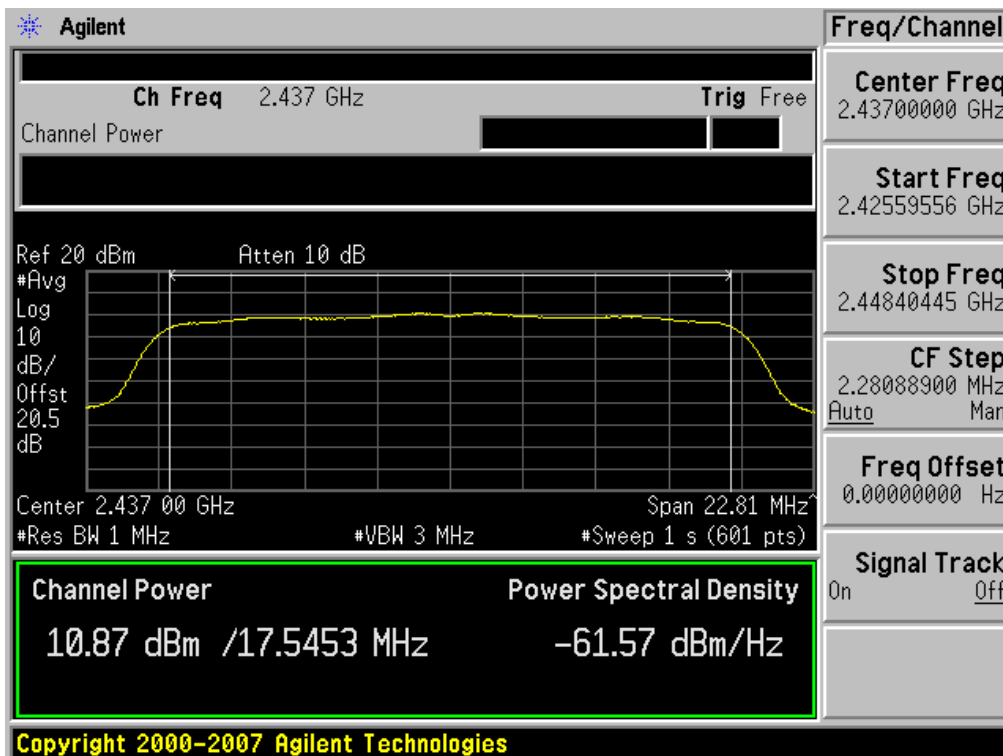


FCC PT.15.247 TEST REPORT	FCC CERTIFICATION REPORT		<a href="http://www.hct.co.kr">www.hct.co.kr</a>
Test Report No. HCTR1112FR10	Date of Issue: December 16, 2011	EUT Type: 850/1900 GSM/GPRS and 850 WCDMA Phone with Bluetooth, WLAN and EDGE Rx Only	FCC ID: A3LGTB5512B

### Conducted Output Power (802.11n-CH 6) 6.5Mbps

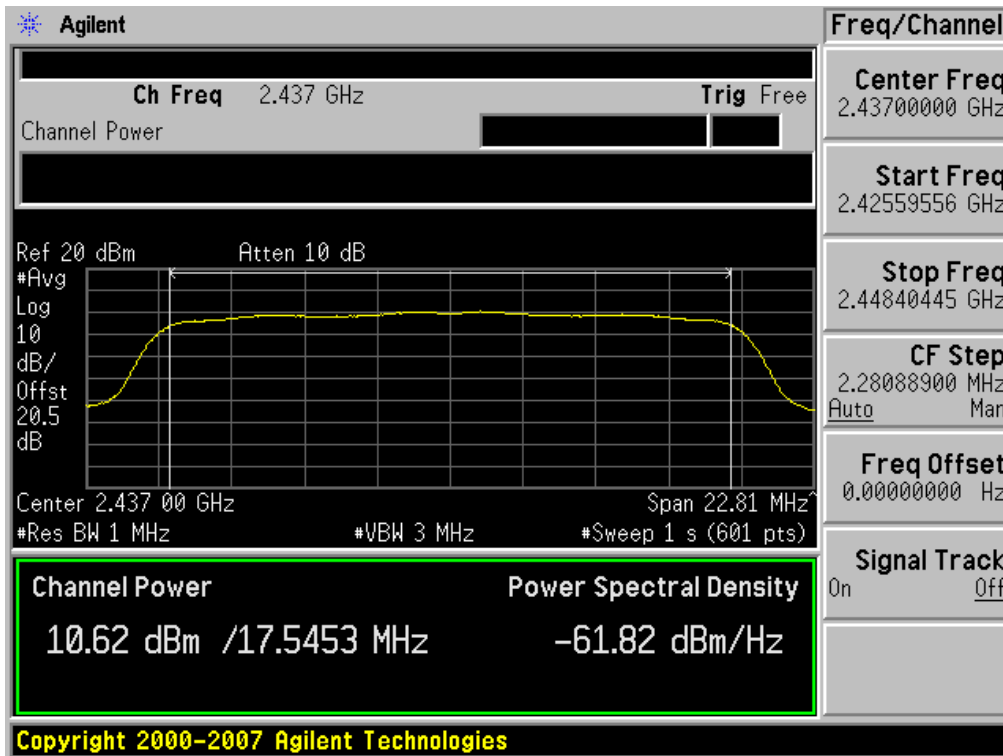


### Conducted Output Power (802.11n-CH 6) 13Mbps

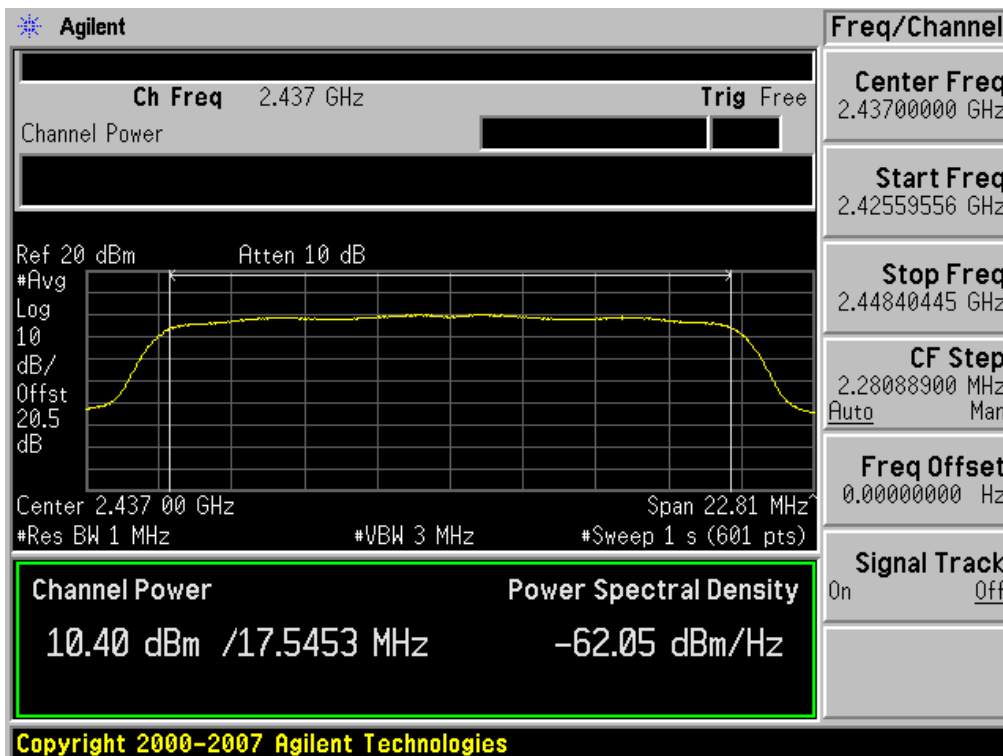


FCC PT.15.247 TEST REPORT	FCC CERTIFICATION REPORT		<a href="http://www.hct.co.kr">www.hct.co.kr</a>
Test Report No. HCTR1112FR10	Date of Issue: December 16, 2011	EUT Type: 850/1900 GSM/GPRS and 850 WCDMA Phone with Bluetooth, WLAN and EDGE Rx Only	FCC ID: A3LGTB5512B

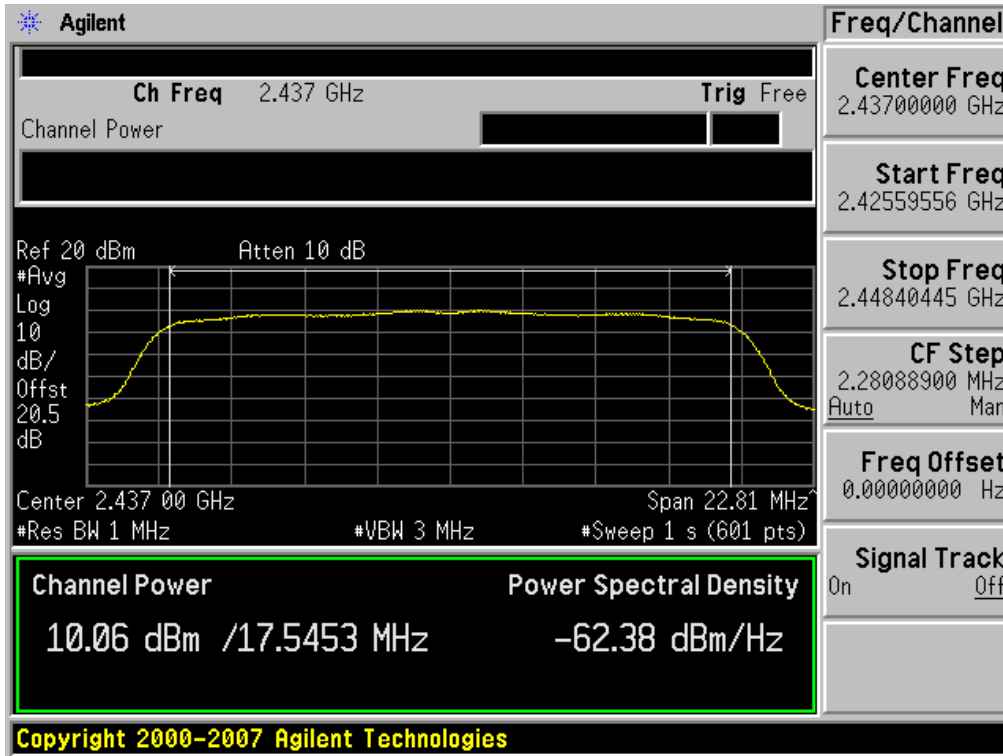
### Conducted Output Power (802.11n-CH 6) 19.5Mbps



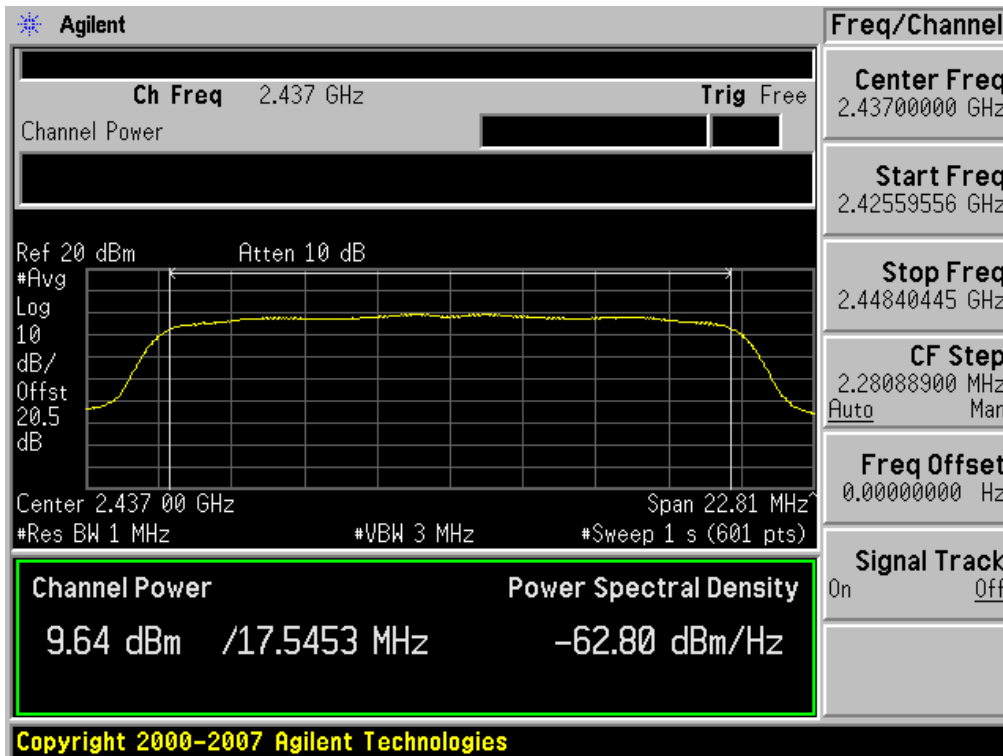
### Conducted Output Power (802.11n-CH 6) 26Mbps



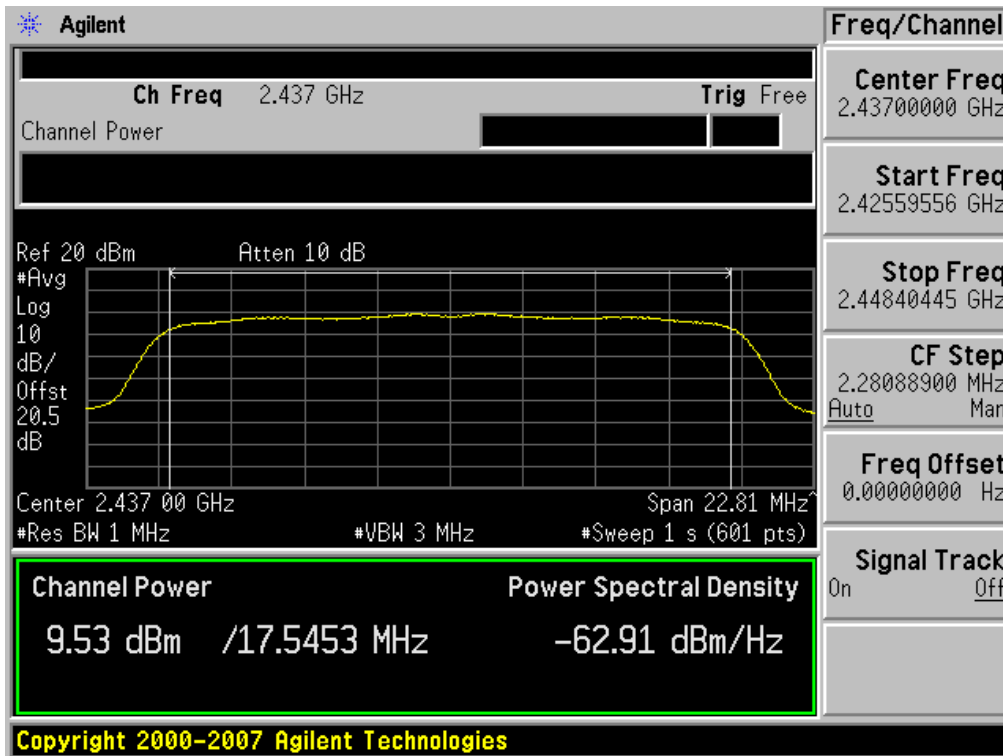
### Conducted Output Power (802.11n-CH 6) 39Mbps



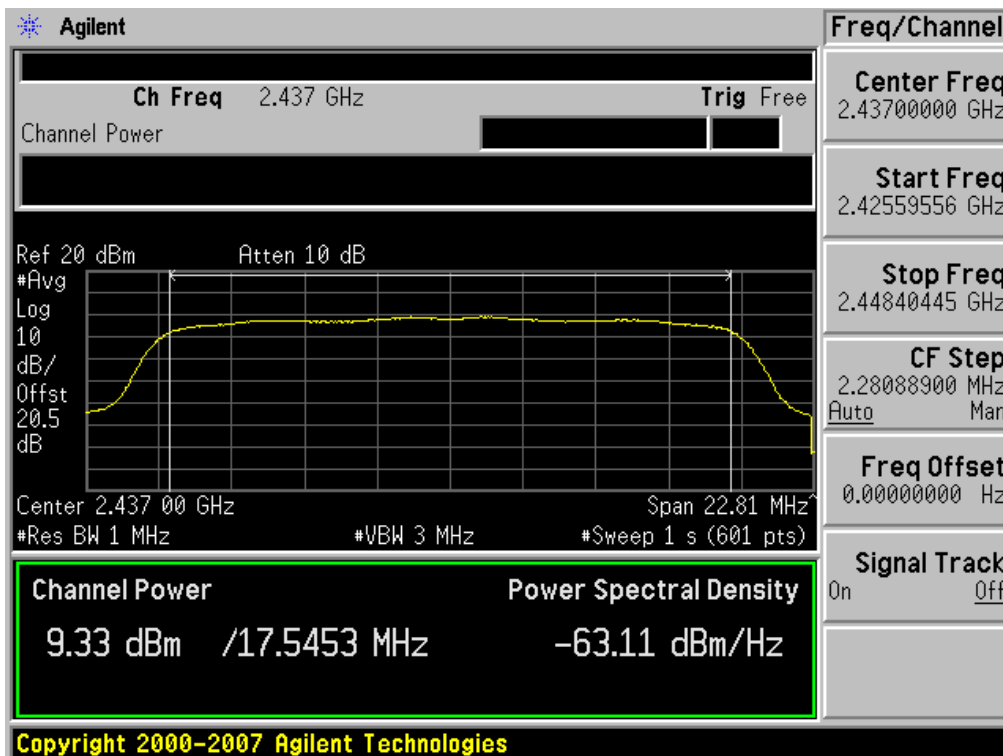
### Conducted Output Power (802.11n-CH 6) 52Mbps



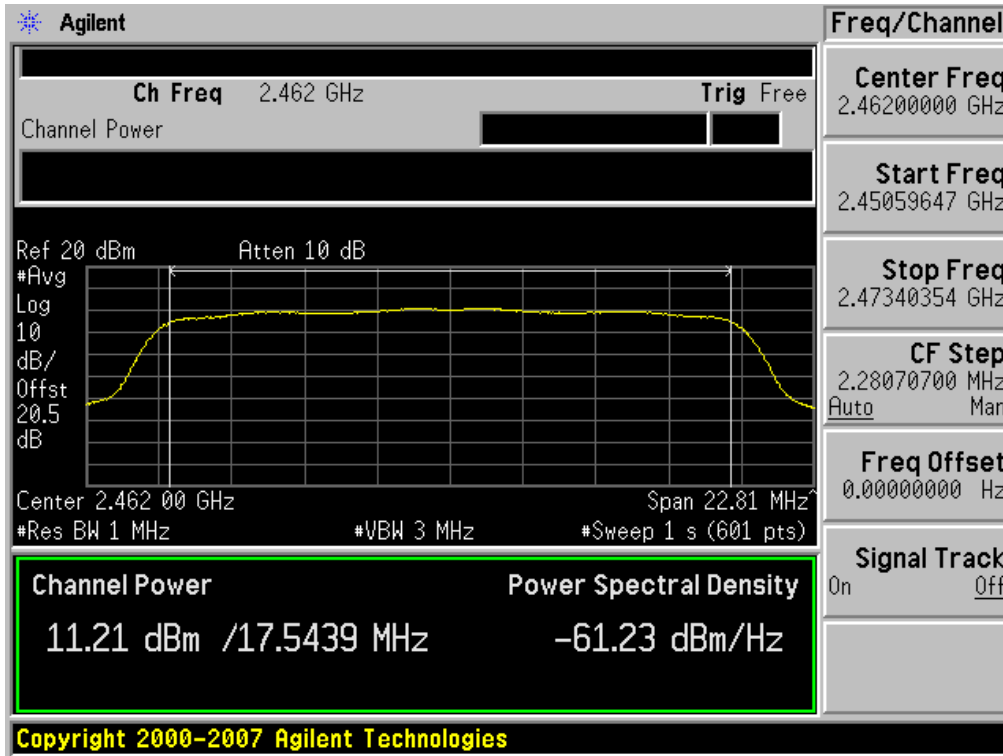
### Conducted Output Power (802.11n-CH 6) 58.5Mbps



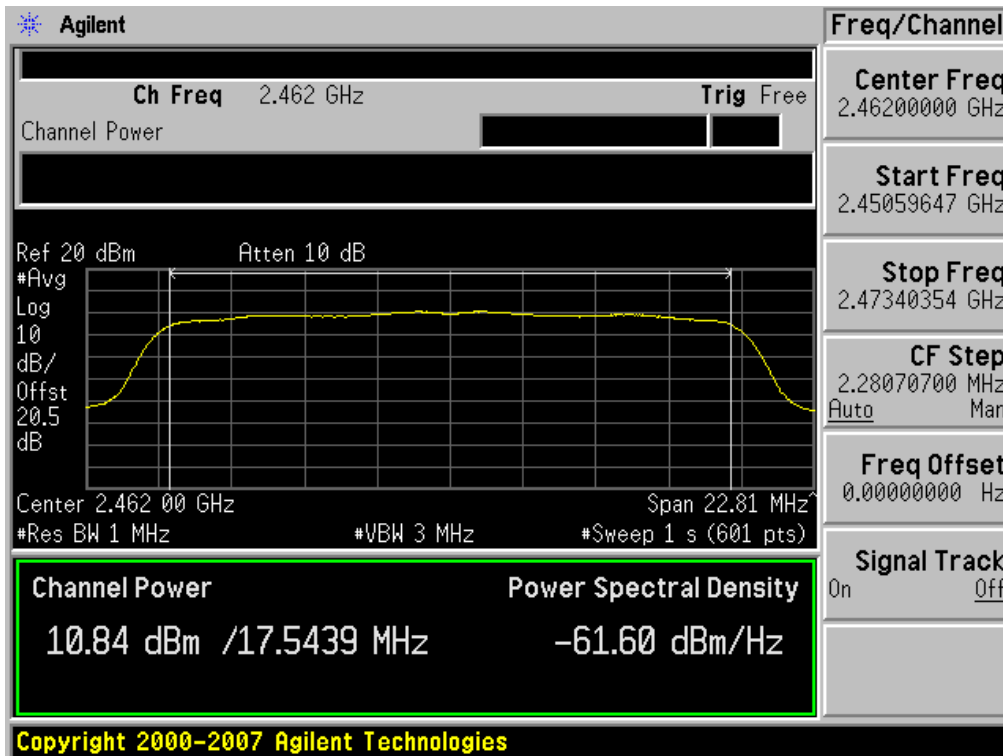
### Conducted Output Power (802.11n-CH 6) 65Mbps



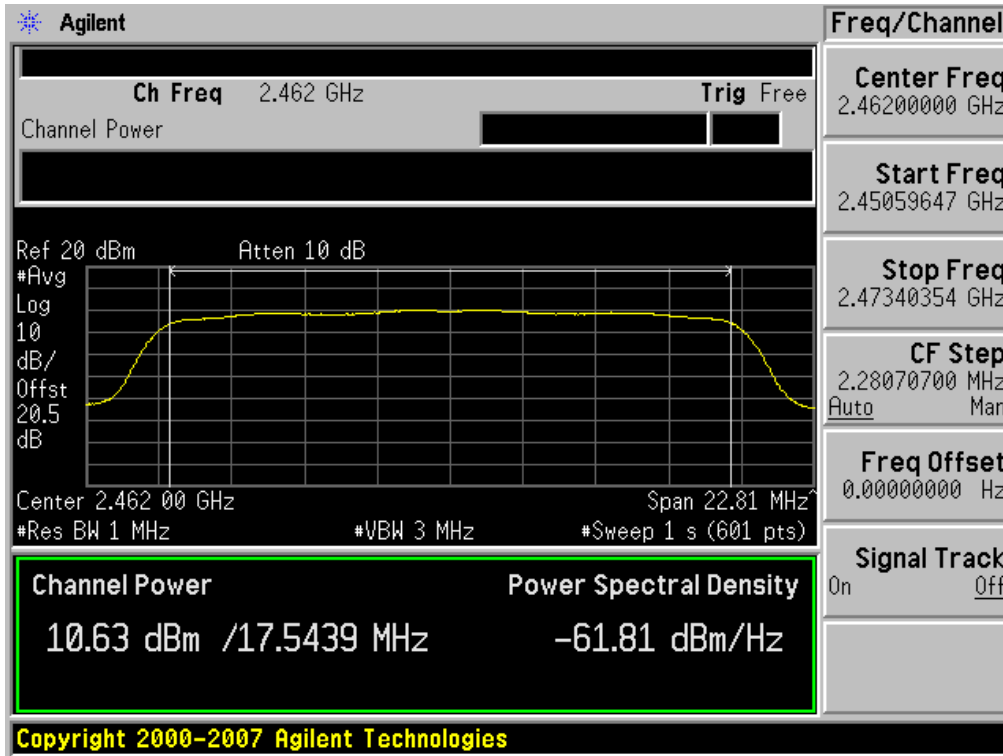
### Conducted Output Power (802.11n-CH 11) 6.5Mbps



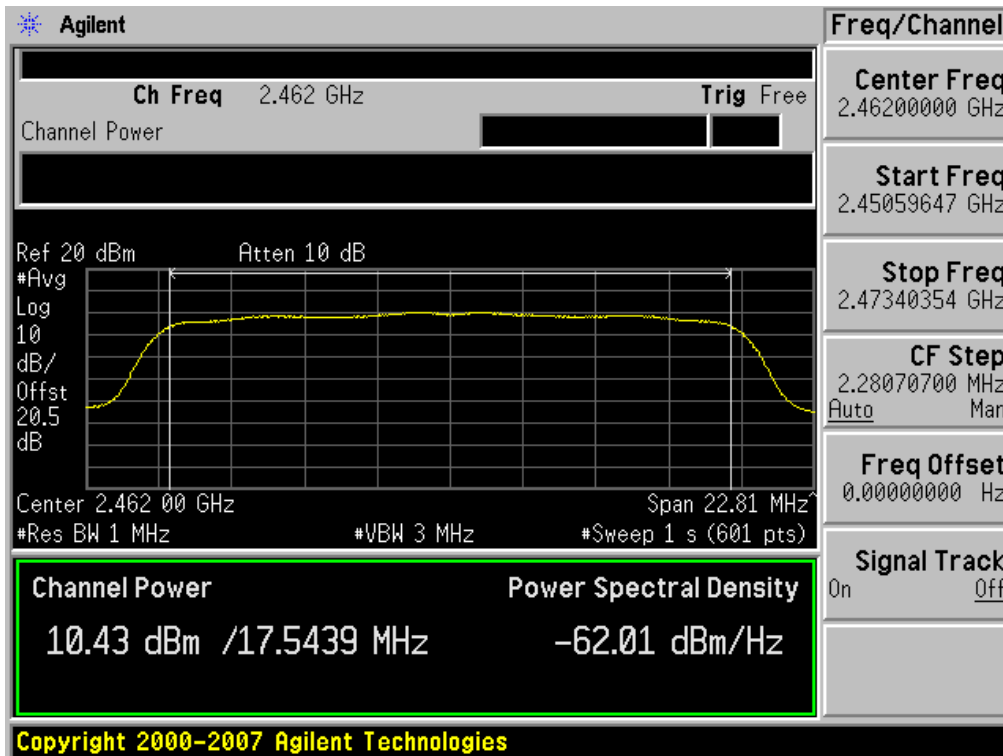
### Conducted Output Power (802.11n-CH 11) 13Mbps



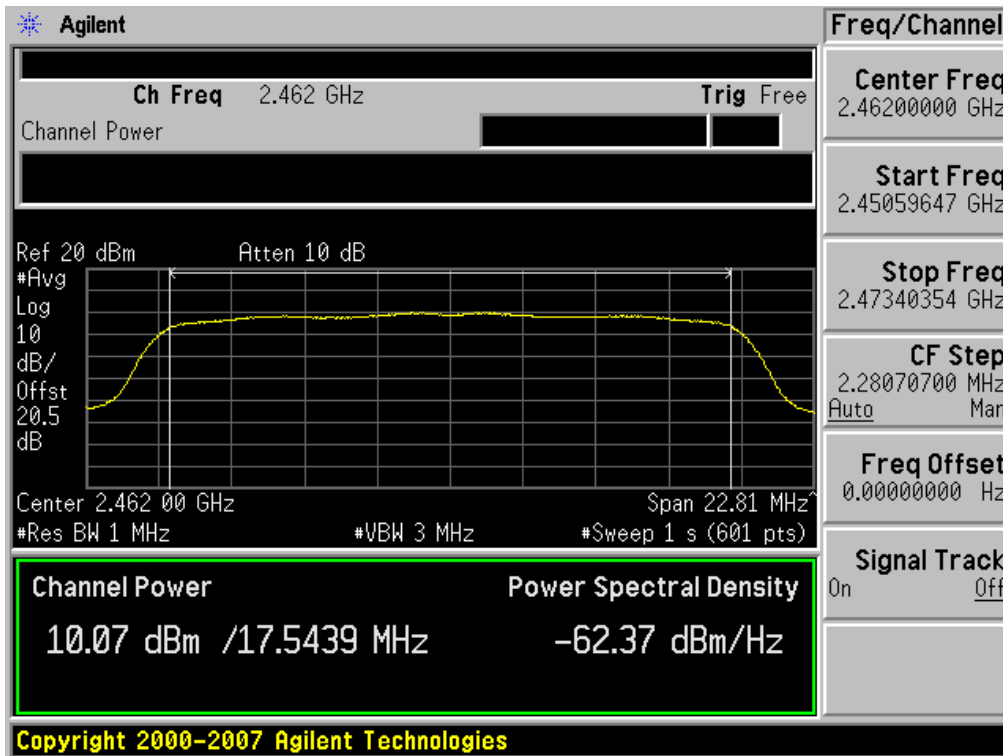
### Conducted Output Power (802.11n-CH 11) 19.5Mbps



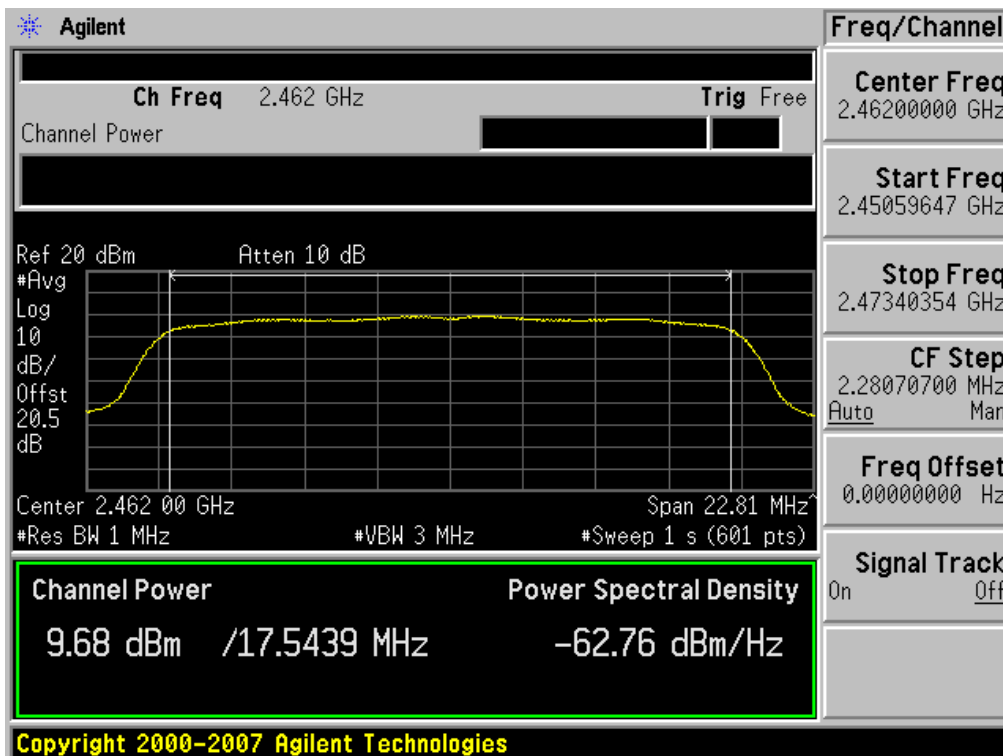
### Conducted Output Power (802.11n-CH 11) 26Mbps



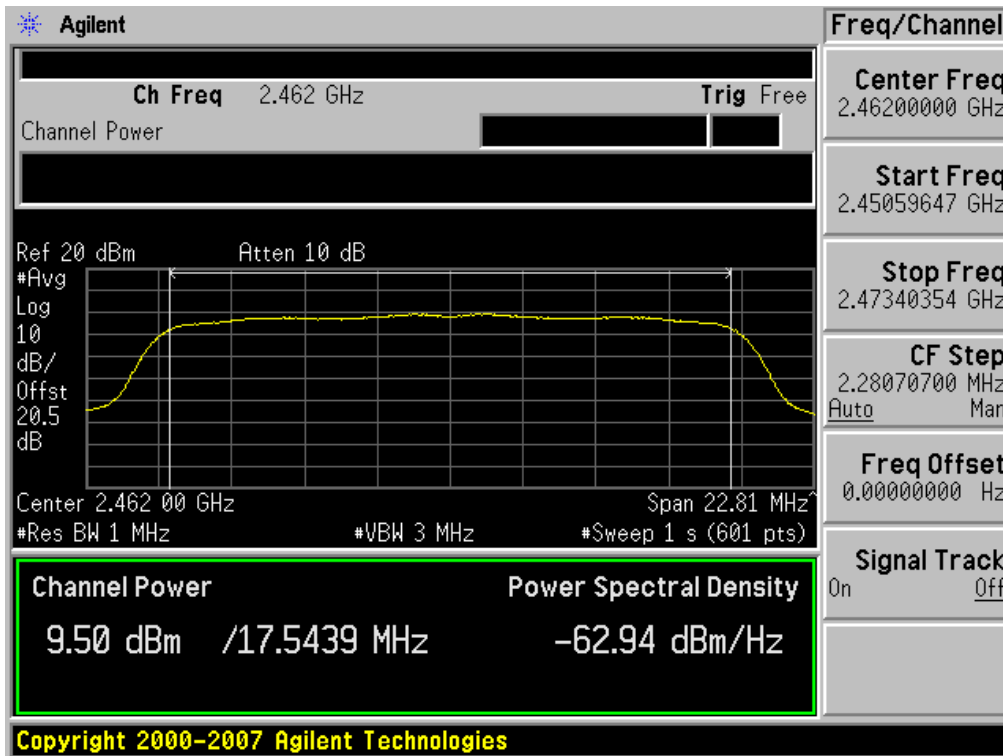
### Conducted Output Power (802.11n-CH 11) 39Mbps



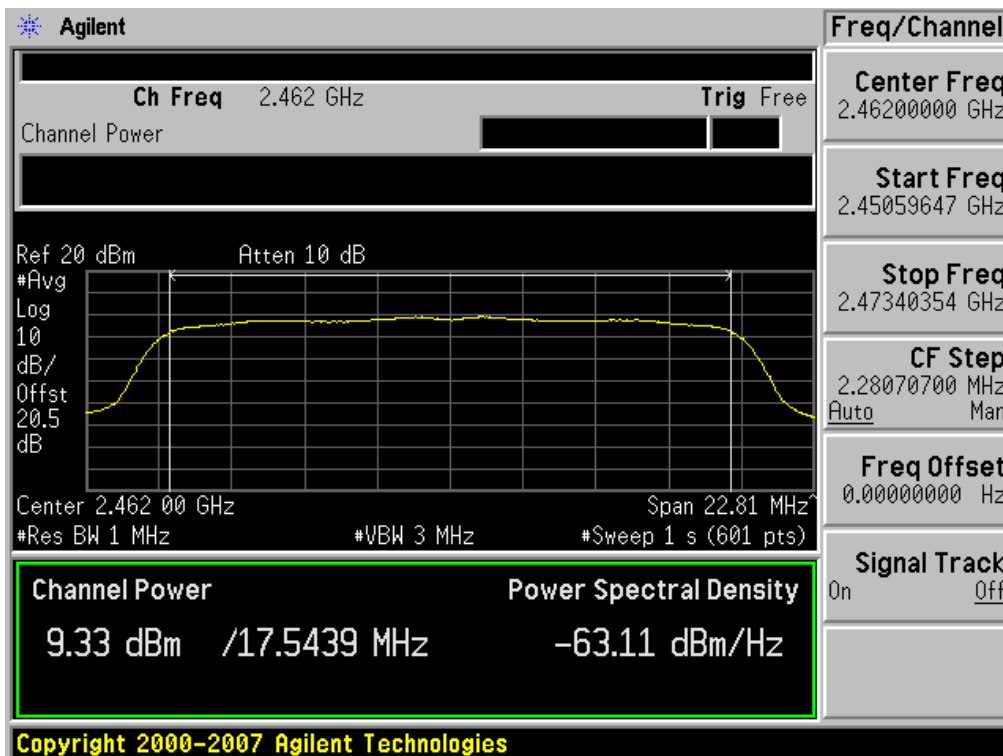
### Conducted Output Power (802.11n-CH 11) 52Mbps



### Conducted Output Power (802.11n-CH 11) 58.5Mbps



### Conducted Output Power (802.11n-CH 11) 65Mbps



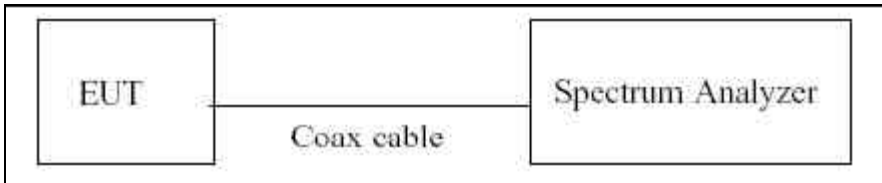
### 8.3 POWER SPECTRAL DENSITY (802.11b/g/n)

#### Test Requirements and limit, §15.247(e)

The peak power density is measured with a spectrum analyzer connected to the antenna terminal while the EUT is operating in transmission mode at the appropriate frequencies.

**Minimum Standard – The transmitter power density average over 1-second interval shall not be greater than 8dBm in any 3kHz BW.**

#### ■ TEST CONFIGURATION



#### ■ TEST PROCEDURE

The spectrum analyzer is set to :

1. Span = 300 kHz
2. RBW = 3 kHz
3. VBW = 3 kHz
4. Sweep = 100 sec
5. Detector Mode = Peak

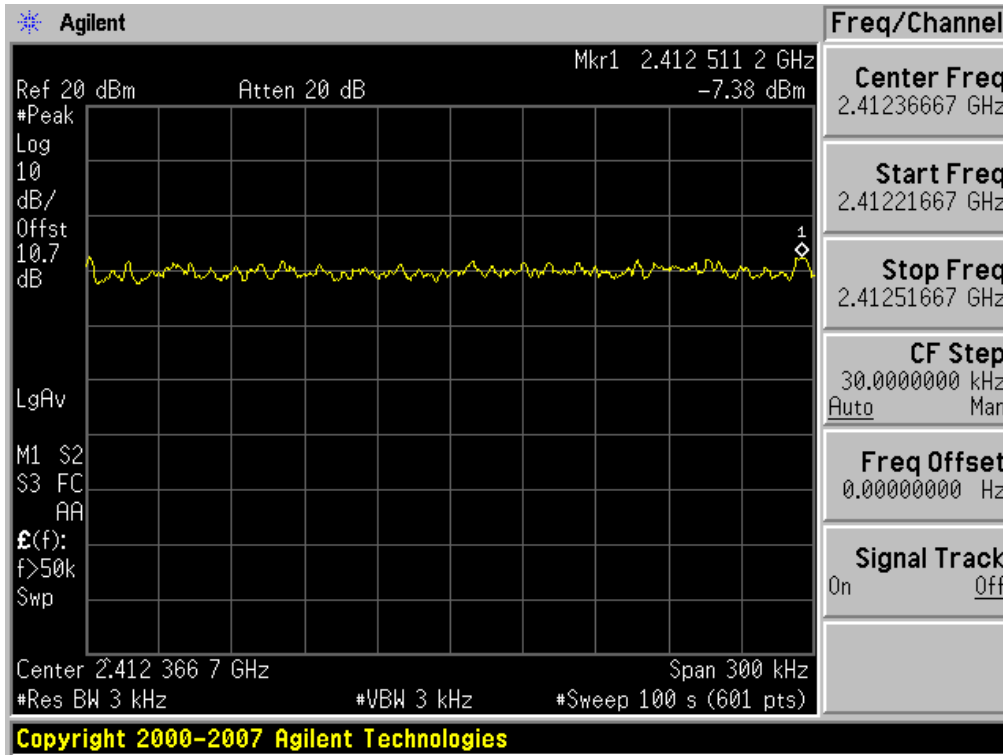
#### ■ TEST RESULTS

**Conducted Power Density Measurements**

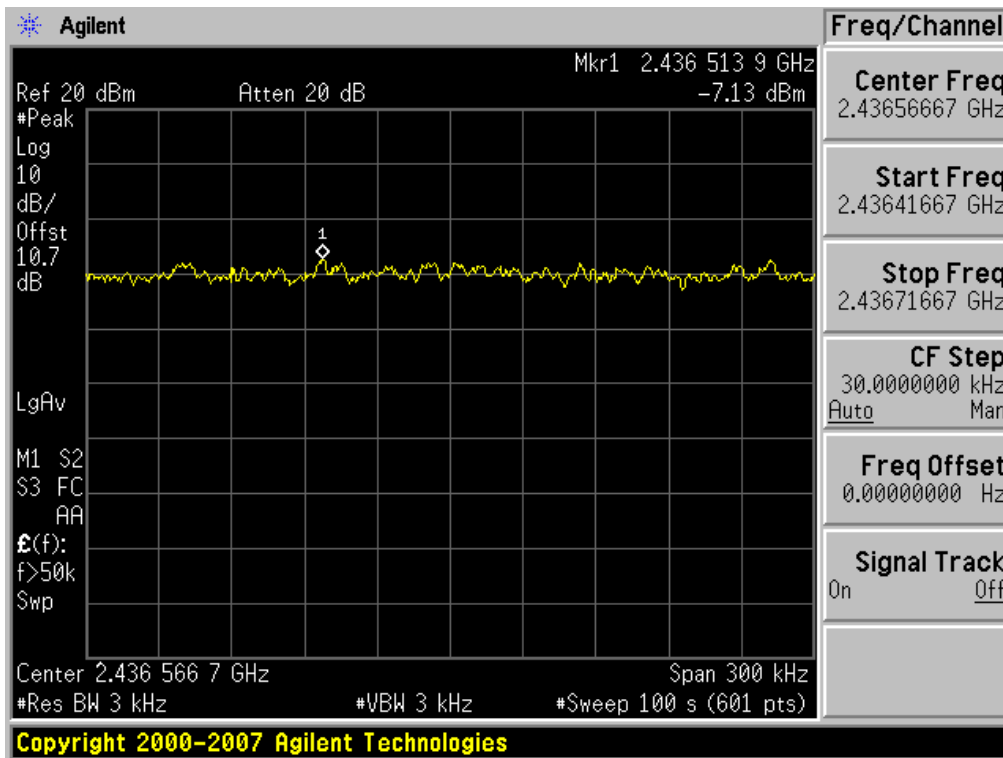
Frequency (MHz)	Channel No.	Mode	Test Result	
			Power Density (dBm)	Pass/Fail
2412	1	802.11b	-7.38	Pass
2437	6		-7.13	Pass
2462	11		-7.78	Pass
2412	1	802.11g	-11.63	Pass
2437	6		-11.84	Pass
2462	11		-11.90	Pass
2412	1	802.11n	-14.00	Pass
2437	6		-14.06	Pass
2462	11		-14.05	Pass

RESULT PLOTS

Power Spectral Density (802.11b-CH 1)

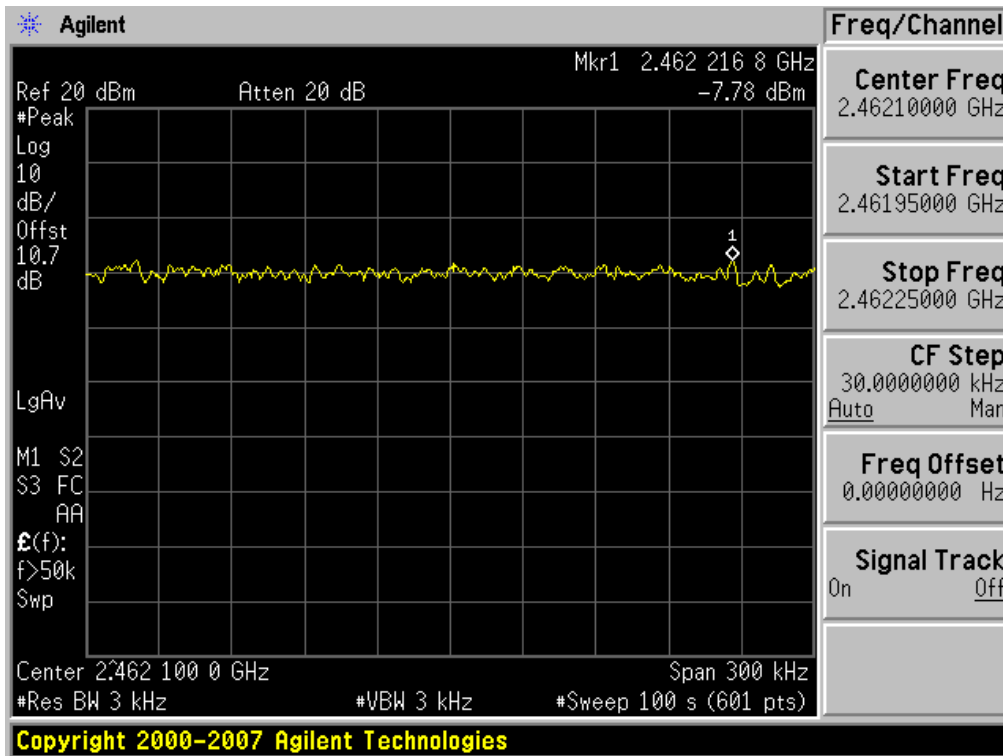


Power Spectral Density (802.11b-CH 6)

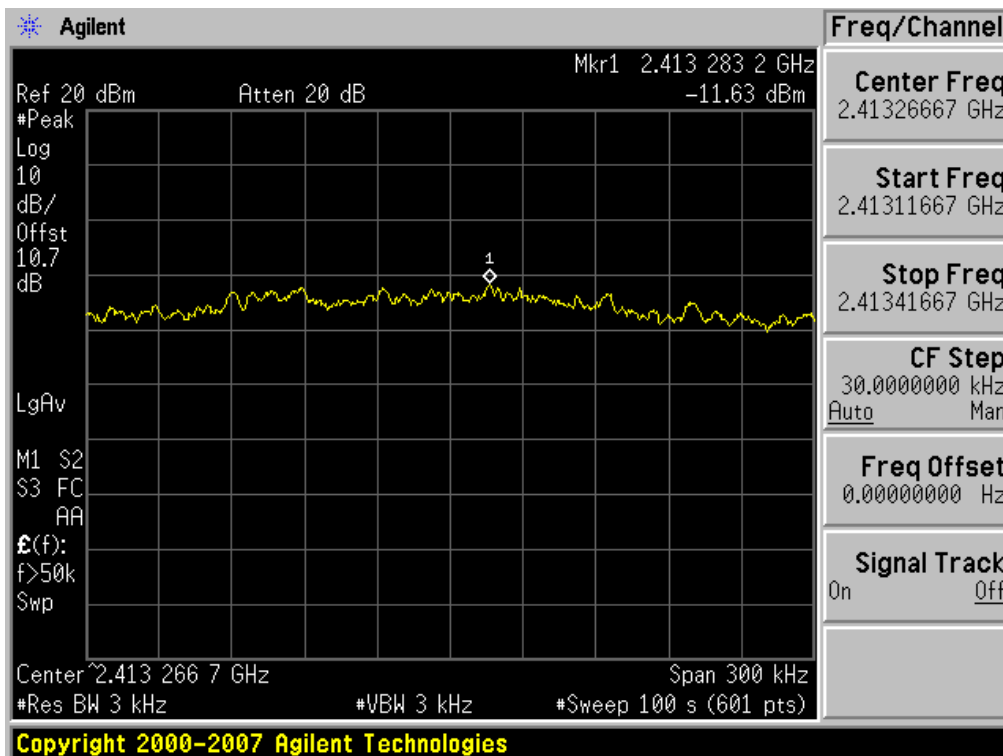


FCC PT.15.247 TEST REPORT	FCC CERTIFICATION REPORT		<a href="http://www.hct.co.kr">www.hct.co.kr</a>
Test Report No. HCTR1112FR10	Date of Issue: December 16, 2011	EUT Type: 850/1900 GSM/GPRS and 850 WCDMA Phone with Bluetooth, WLAN and EDGE Rx Only	FCC ID: A3LGTB5512B

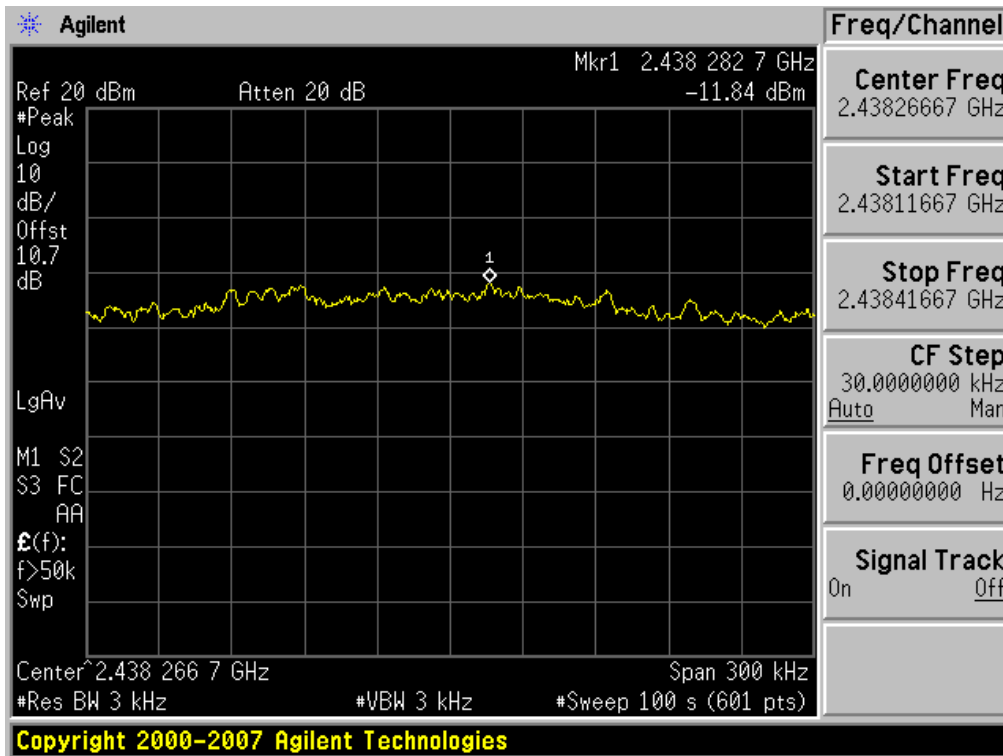
### Power Spectral Density (802.11b-CH 11)



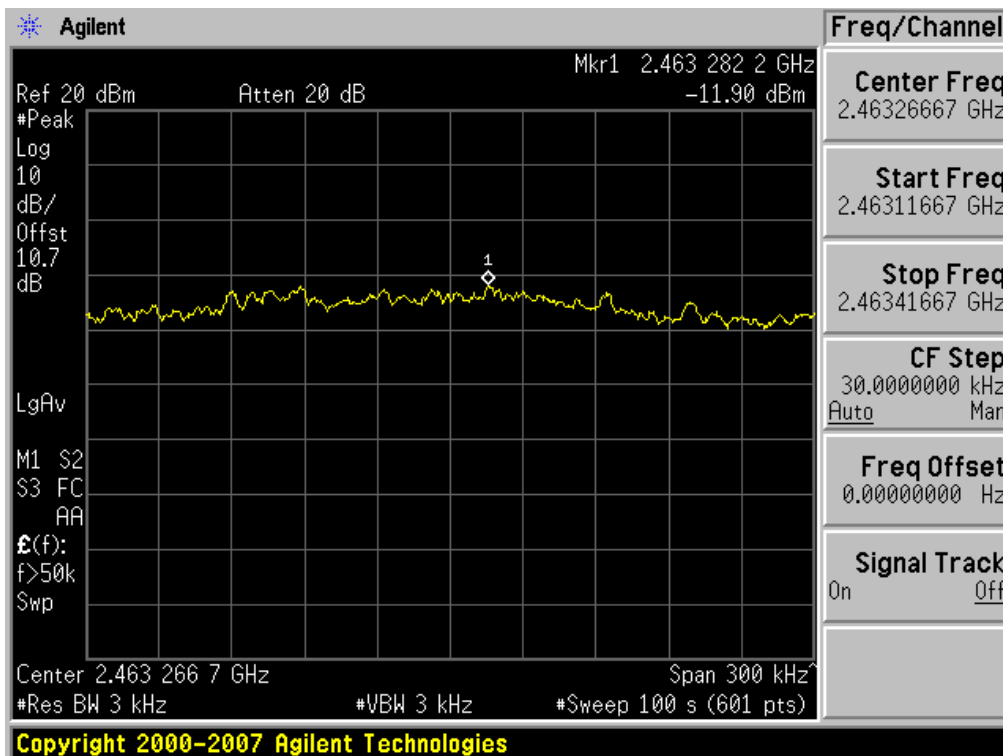
### Power Spectral Density (802.11g-CH 1)



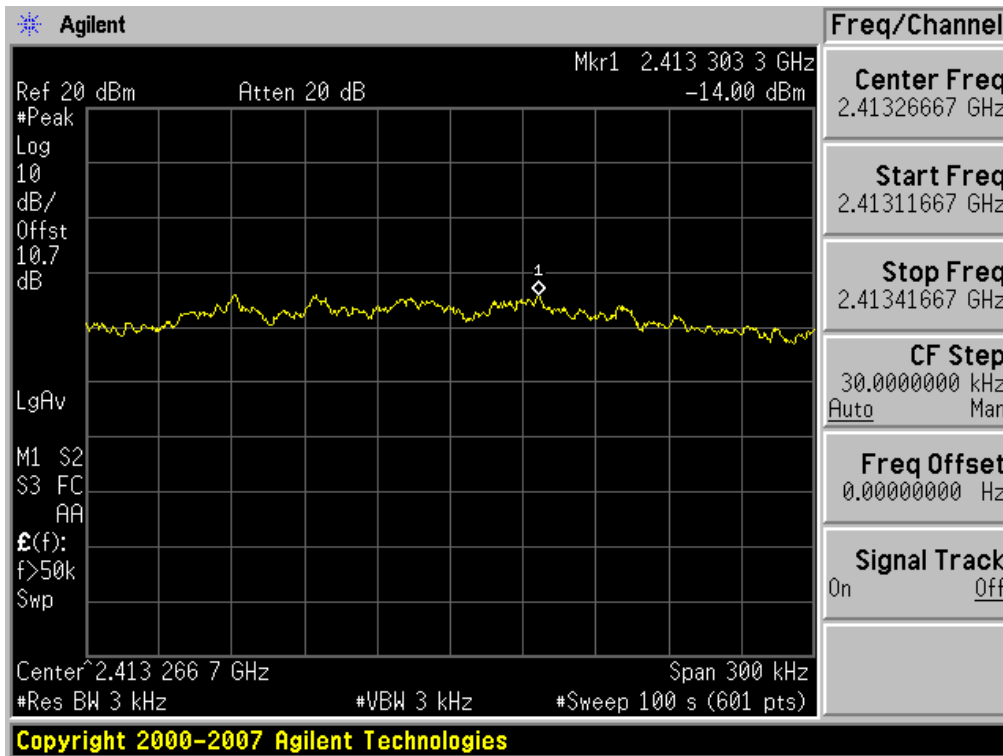
### Power Spectral Density (802.11g-CH 6)



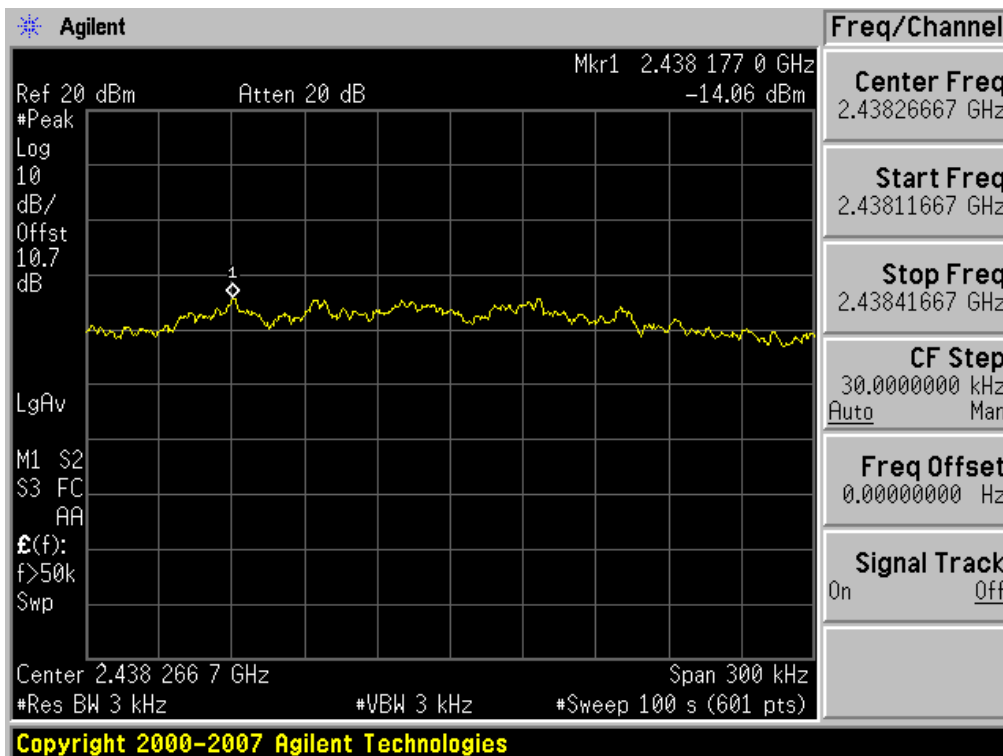
### Power Spectral Density (802.11g-CH11)



### Power Spectral Density (802.11n-CH 1)

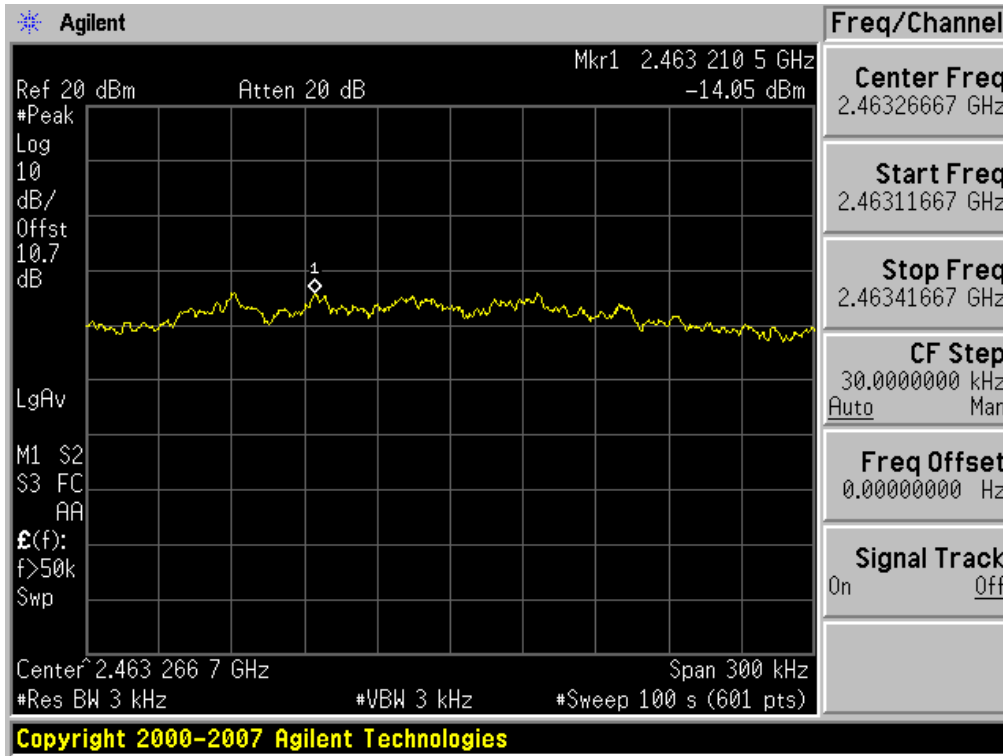


### Power Spectral Density (802.11n-CH 6)



<b>FCC PT.15.247 TEST REPORT</b>	<b>FCC CERTIFICATION REPORT</b>		<a href="http://www.hct.co.kr">www.hct.co.kr</a>
Test Report No. HCTR1112FR10	Date of Issue: December 16, 2011	EUT Type: 850/1900 GSM/GPRS and 850 WCDMA Phone with Bluetooth, WLAN and EDGE Rx Only	FCC ID: A3LGTB5512B

### Power Spectral Density (802.11n-CH11)




<b>FCC PT.15.247 TEST REPORT</b>		<b>FCC CERTIFICATION REPORT</b>		<a href="http://www.hct.co.kr">www.hct.co.kr</a>
Test Report No. HCTR1112FR10	Date of Issue: December 16, 2011	EUT Type: 850/1900 GSM/GPRS and 850 WCDMA Phone with Bluetooth, WLAN and EDGE Rx Only		FCC ID: A3LGTB5512B

## 8.4 OUT OF BAND EMISSIONS AT THE BAND EDGE/ CONDUCTED SPURIOUS EMISSIONS

### Test Requirements and limit, §15.247(d)

In any 100 kHz bandwidth outside the frequency band in which the spread spectrum intentional radiator is operating, the radio frequency power that is produced by the intentional radiator shall be at least 20dB below that in the 100 kHz bandwidth within the band that contains the highest level of the desired power, based on either an RF conducted or a radiated measurement. Attenuation below the general limits specified in §15.209(a) is not required. In addition, radiated emissions which fall in the restricted bands, as defined in § 15.205(a), must also comply with the radiated emission limits specified in §15.209(a) (see §15.205(c)).

### ■ TEST CONFIGURATION



### ■ TEST PROCEDURE

The transmitter output is connected to the spectrum analyzer. The resolution bandwidth is set to 100 kHz. The video bandwidth is set to 300 kHz.

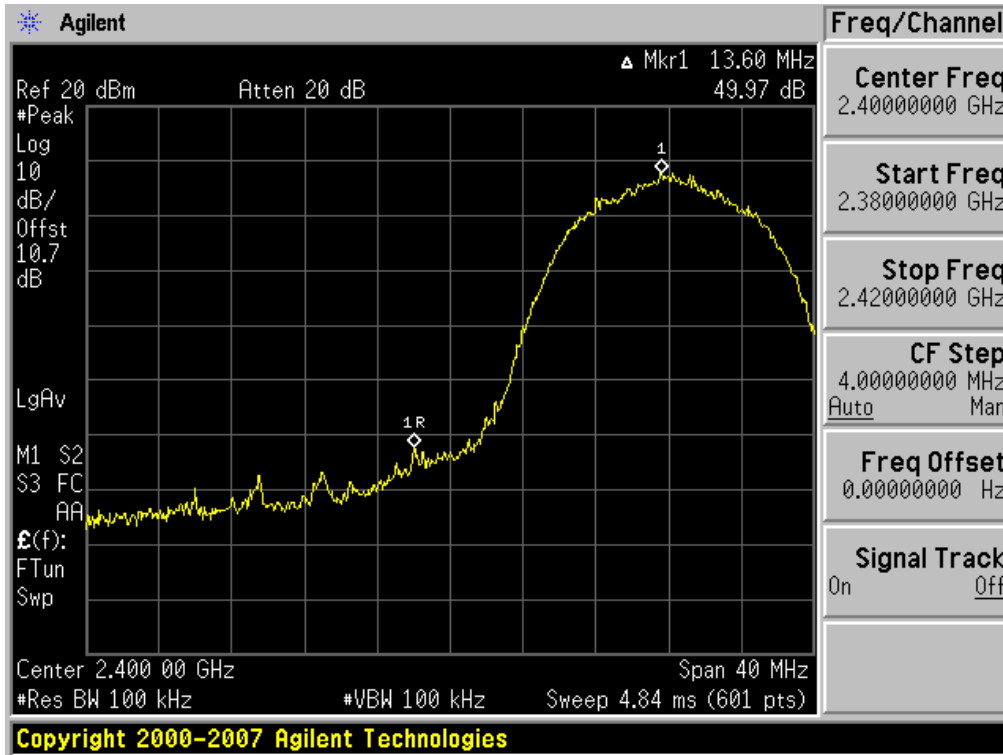
Detector Mode is set to a peak detector Mode.

Measurements are made over the 30 MHz to 26 GHz range with the transmitter set to the lowest, middle, and highest channels.

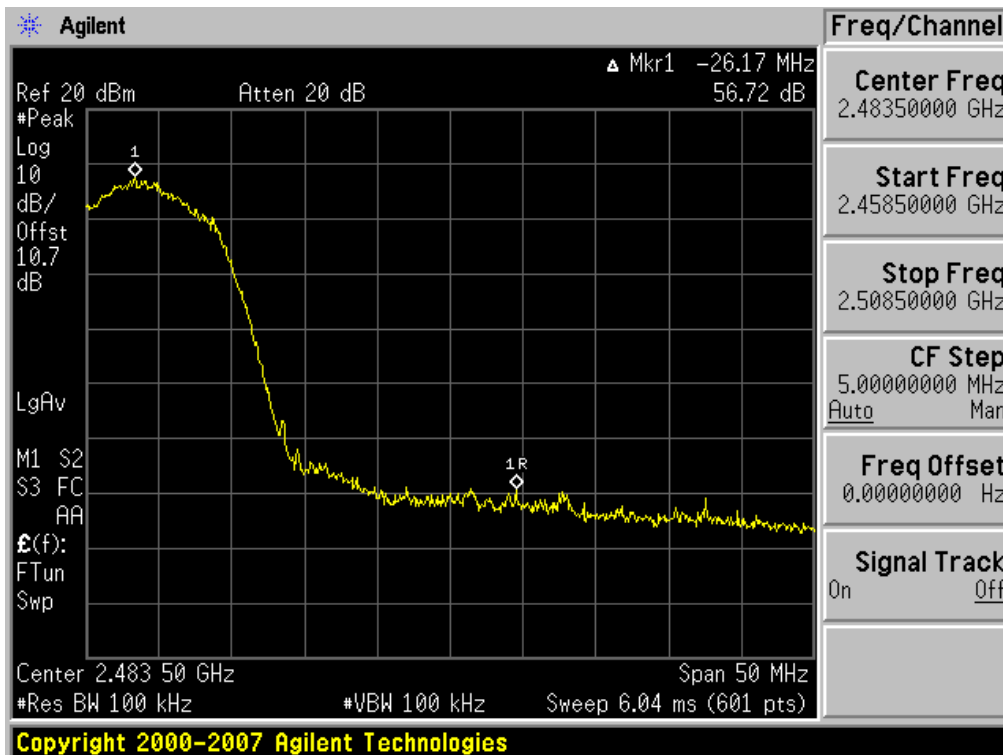
<b>FCC PT.15.247 TEST REPORT</b>	<b>FCC CERTIFICATION REPORT</b>		<a href="http://www.hct.co.kr">www.hct.co.kr</a>
<b>Test Report No.</b> HCTR1112FR10	<b>Date of Issue:</b> December 16, 2011	<b>EUT Type:</b> 850/1900 GSM/GPRS and 850 WCDMA Phone with Bluetooth, WLAN and EDGE Rx Only	<b>FCC ID:</b> A3LGTB5512B

RESULT PLOTS

BandEdge (802.11b-CH1)

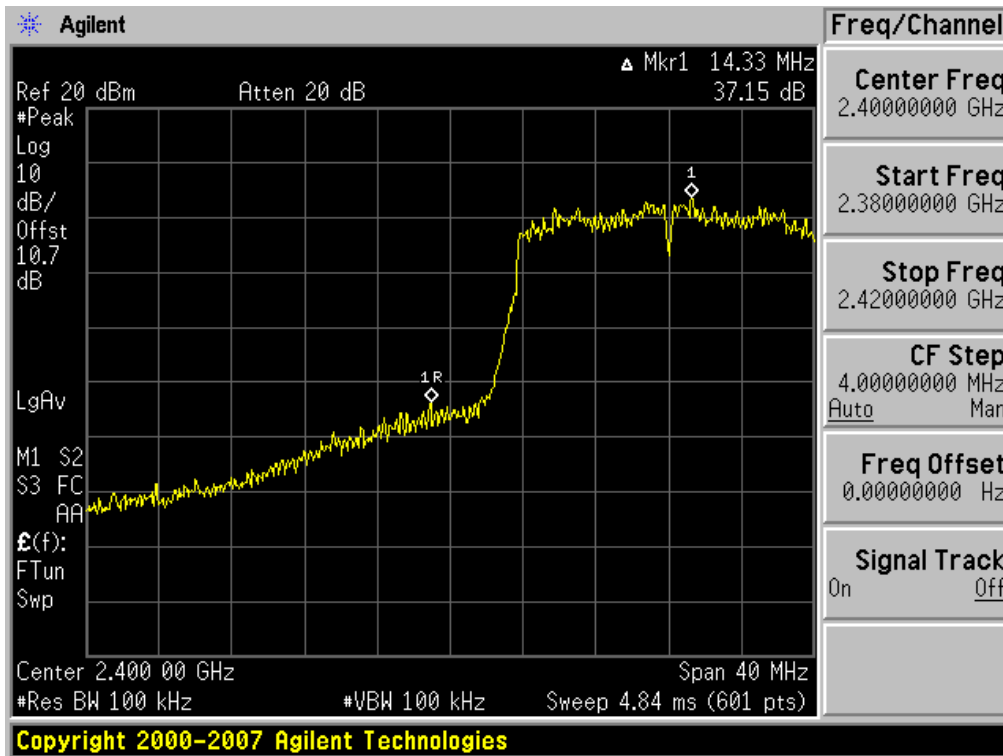


BandEdge (802.11b-CH11)

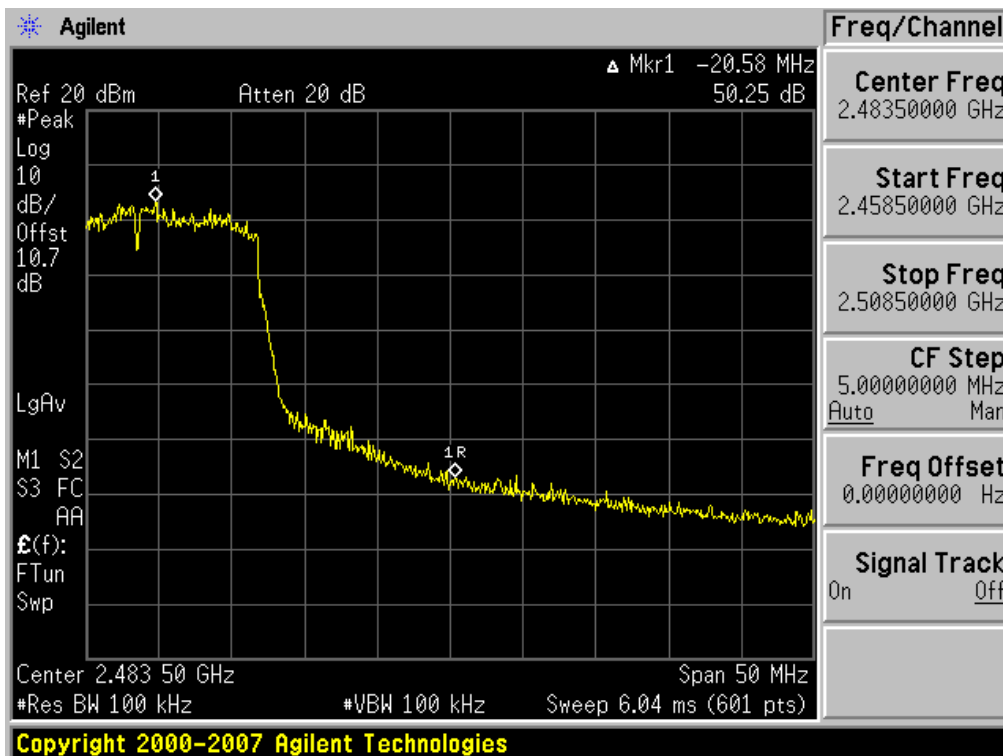


FCC PT.15.247 TEST REPORT	FCC CERTIFICATION REPORT		<a href="http://www.hct.co.kr">www.hct.co.kr</a>
Test Report No. HCTR1112FR10	Date of Issue: December 16, 2011	EUT Type: 850/1900 GSM/GPRS and 850 WCDMA Phone with Bluetooth, WLAN and EDGE Rx Only	FCC ID: A3LGTB5512B

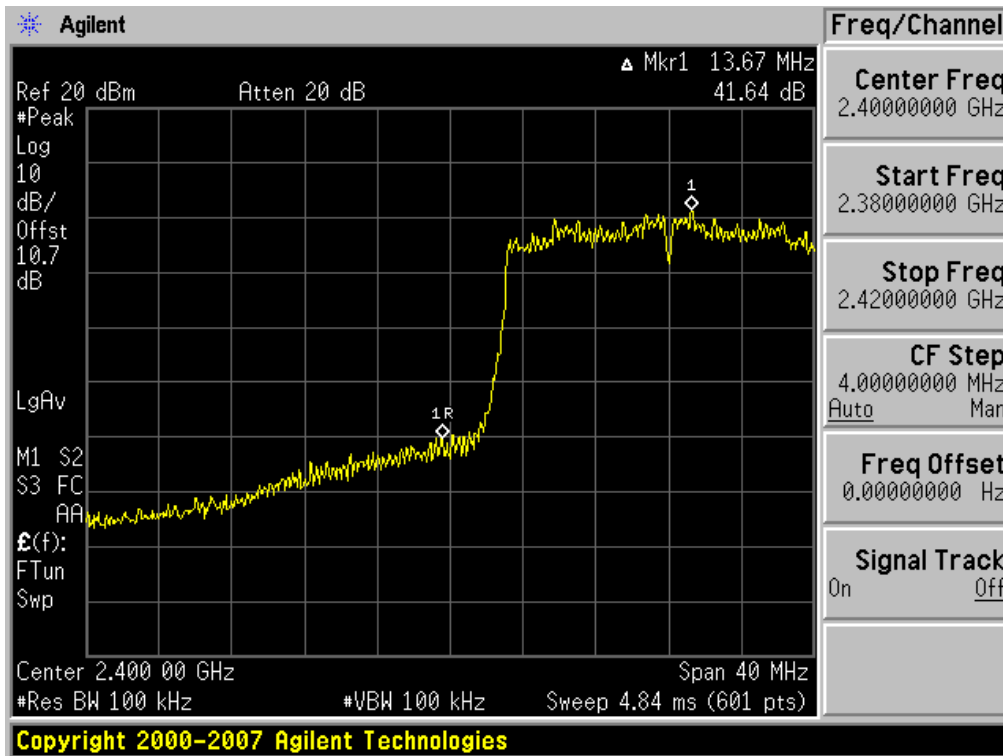
### BandEdge (802.11g-CH1)



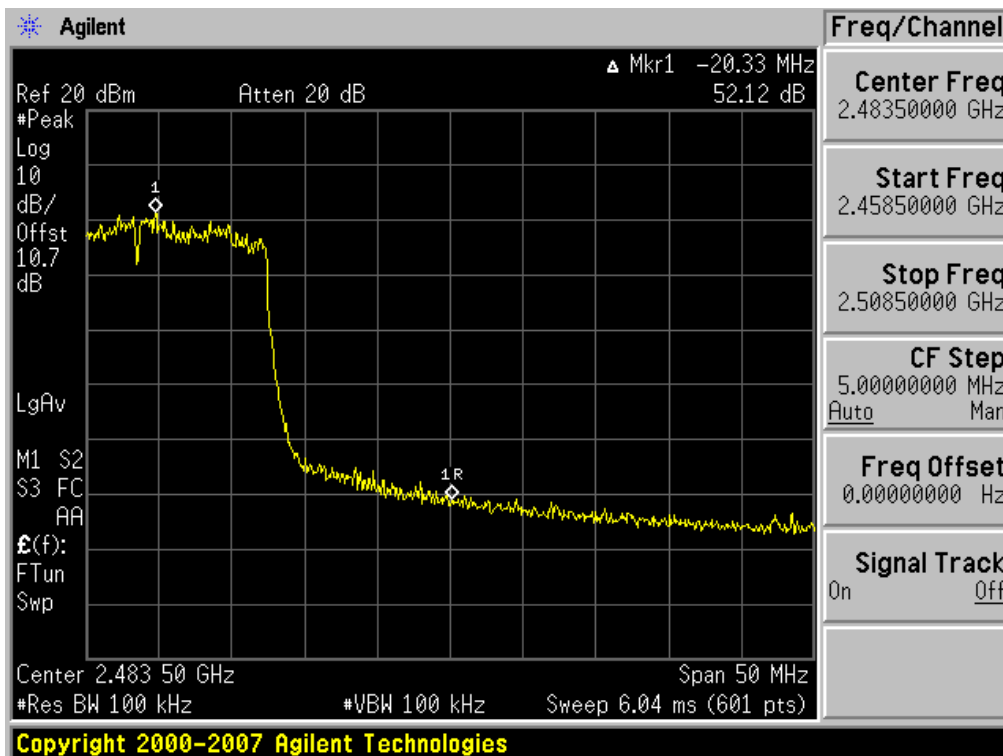
### BandEdge (802.11g-CH11)



### BandEdge (802.11n-CH1)

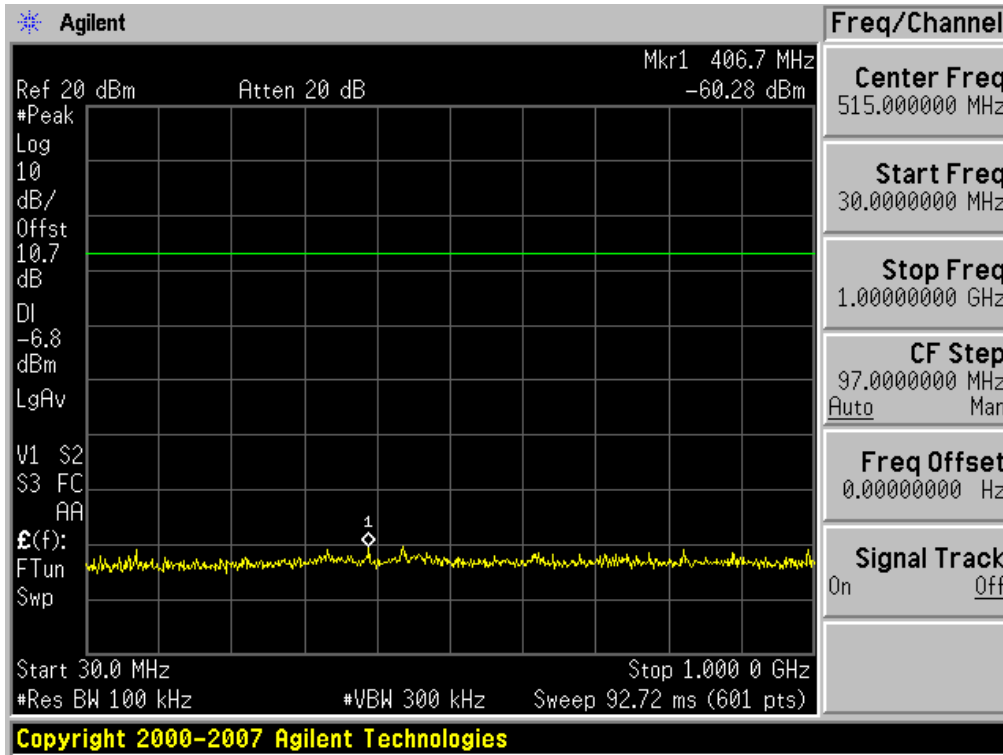


### BandEdge (802.11n-CH11)

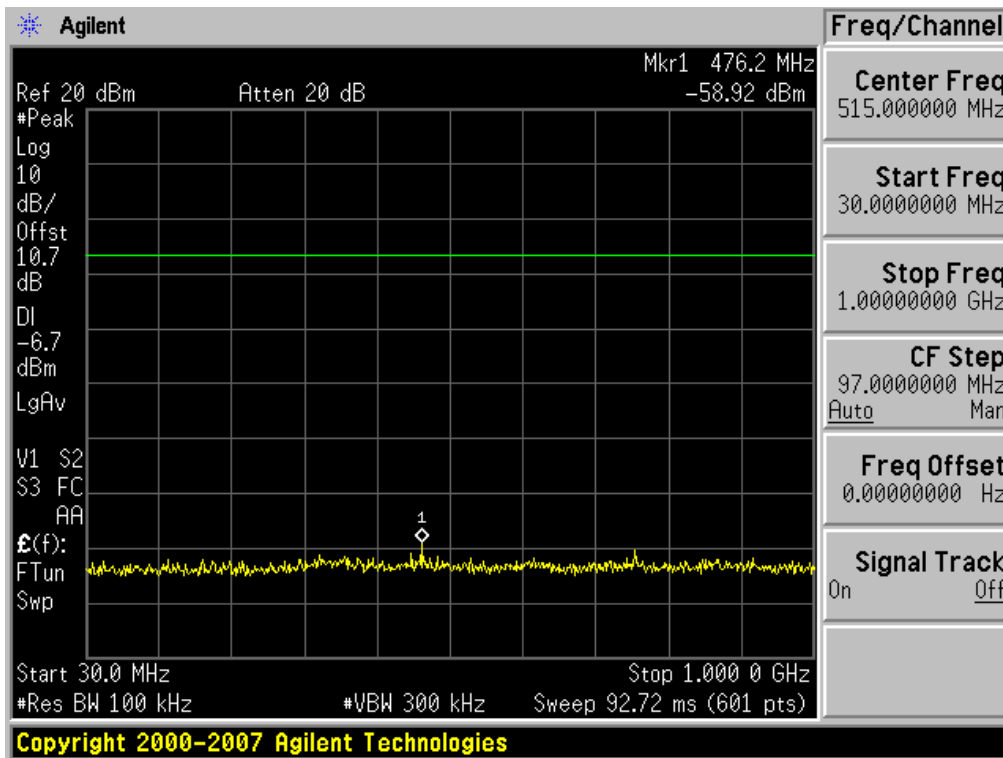


FCC PT.15.247 TEST REPORT		FCC CERTIFICATION REPORT		<a href="http://www.hct.co.kr">www.hct.co.kr</a>
Test Report No. HCTR1112FR10	Date of Issue: December 16, 2011	EUT Type: 850/1900 GSM/GPRS and 850 WCDMA Phone with Bluetooth, WLAN and EDGE Rx Only		FCC ID: A3LGTB5512B

Conducted Spurious Emission (802.11b-CH1)

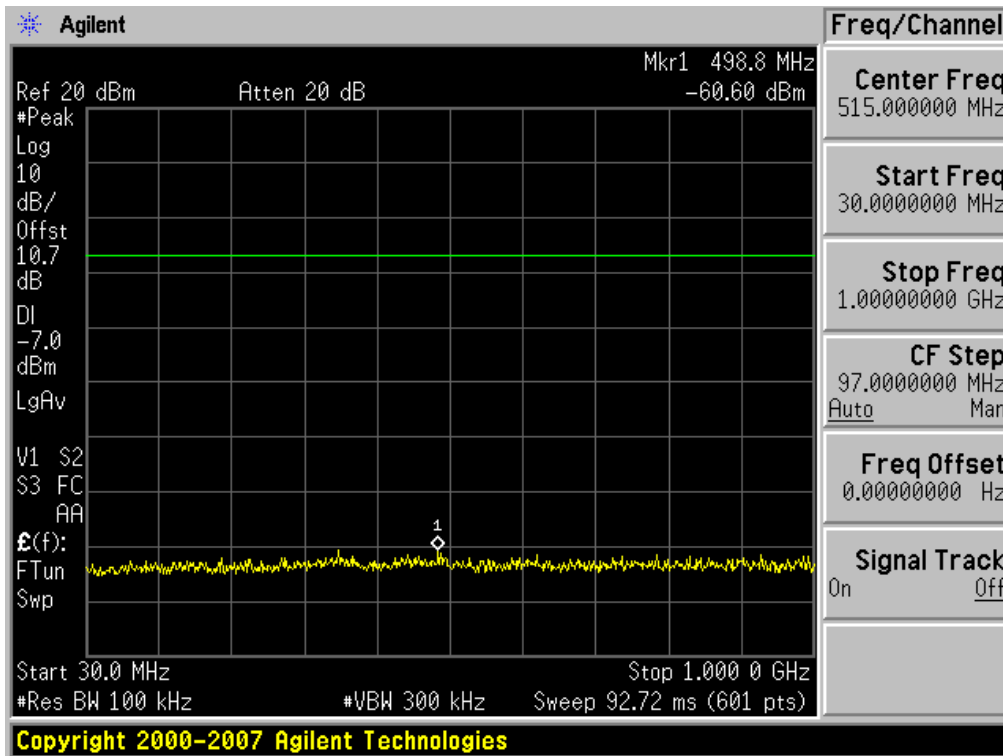


Conducted Spurious Emission (802.11b-CH6)

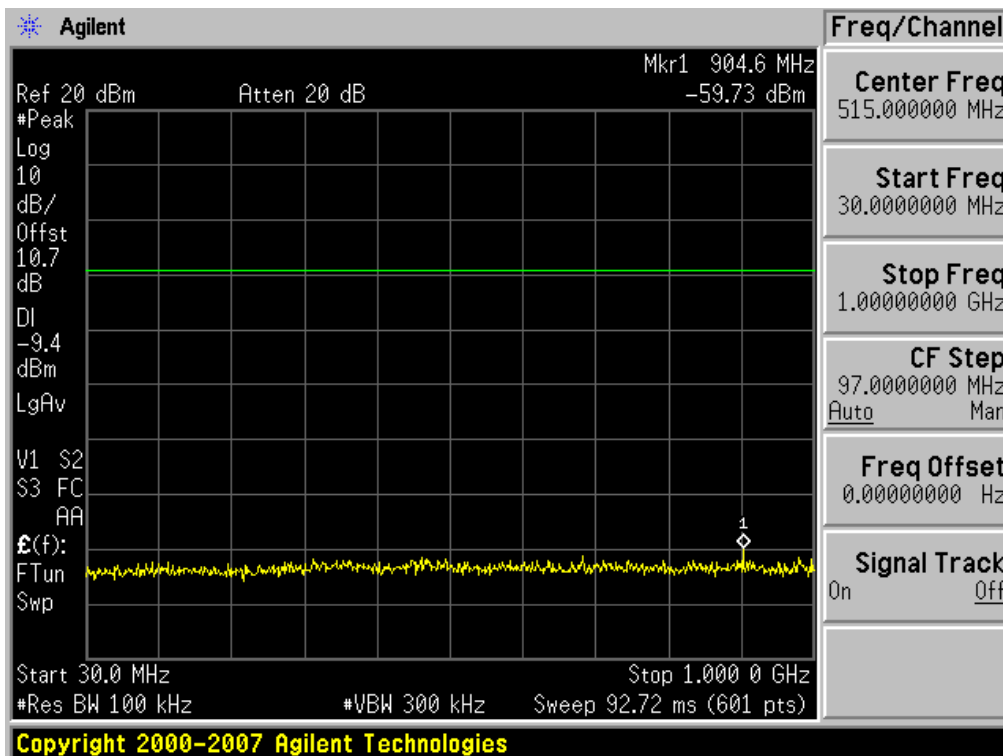


FCC PT.15.247 TEST REPORT	FCC CERTIFICATION REPORT		<a href="http://www.hct.co.kr">www.hct.co.kr</a>
Test Report No. HCTR1112FR10	Date of Issue: December 16, 2011	EUT Type: 850/1900 GSM/GPRS and 850 WCDMA Phone with Bluetooth, WLAN and EDGE Rx Only	FCC ID: A3LGTB5512B

### Conducted Spurious Emission (802.11b-CH11)

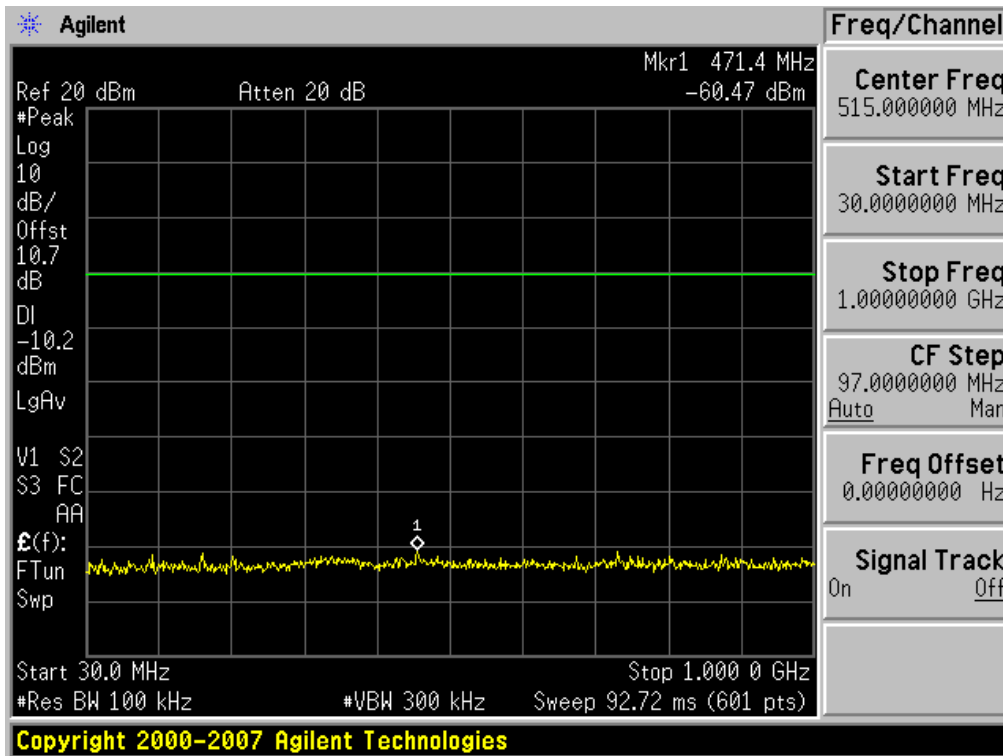


### Conducted Spurious Emission (802.11g-CH1)

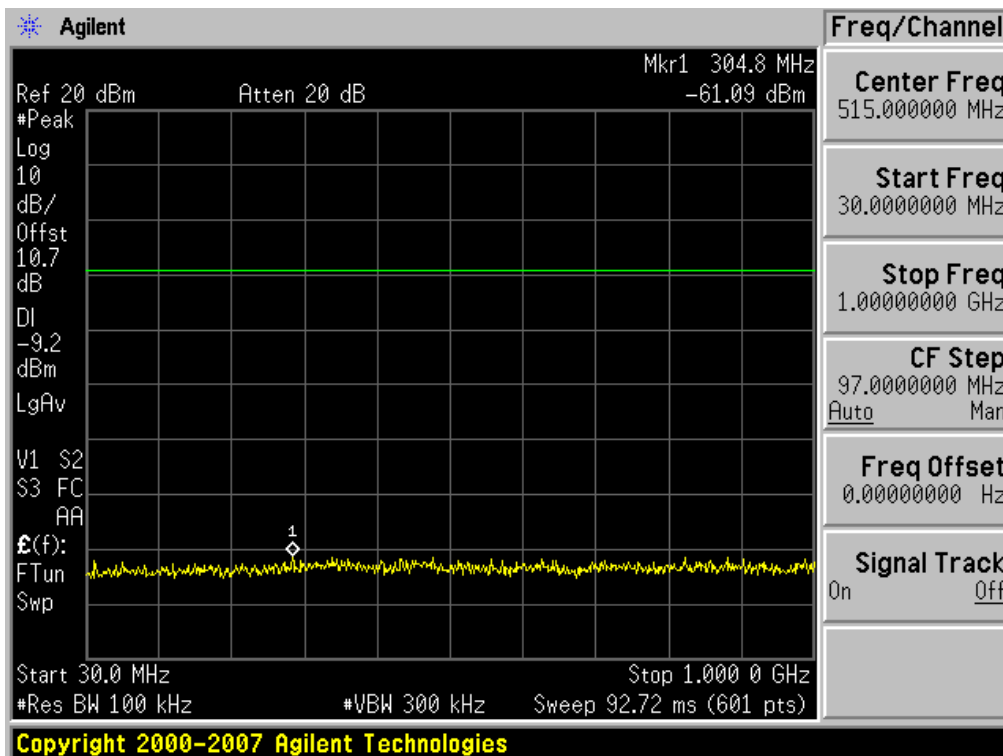


FCC PT.15.247 TEST REPORT	FCC CERTIFICATION REPORT		<a href="http://www.hct.co.kr">www.hct.co.kr</a>
Test Report No. HCTR1112FR10	Date of Issue: December 16, 2011	EUT Type: 850/1900 GSM/GPRS and 850 WCDMA Phone with Bluetooth, WLAN and EDGE Rx Only	FCC ID: A3LGTB5512B

### Conducted Spurious Emission (802.11g-CH6)

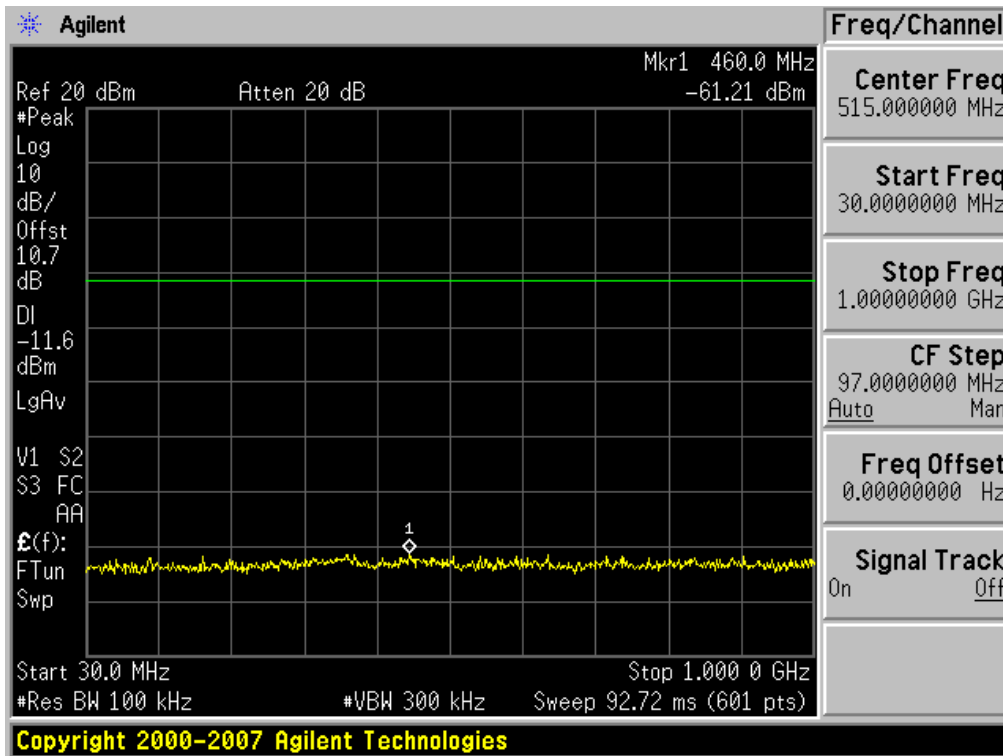


### Conducted Spurious Emission (802.11g-CH11)

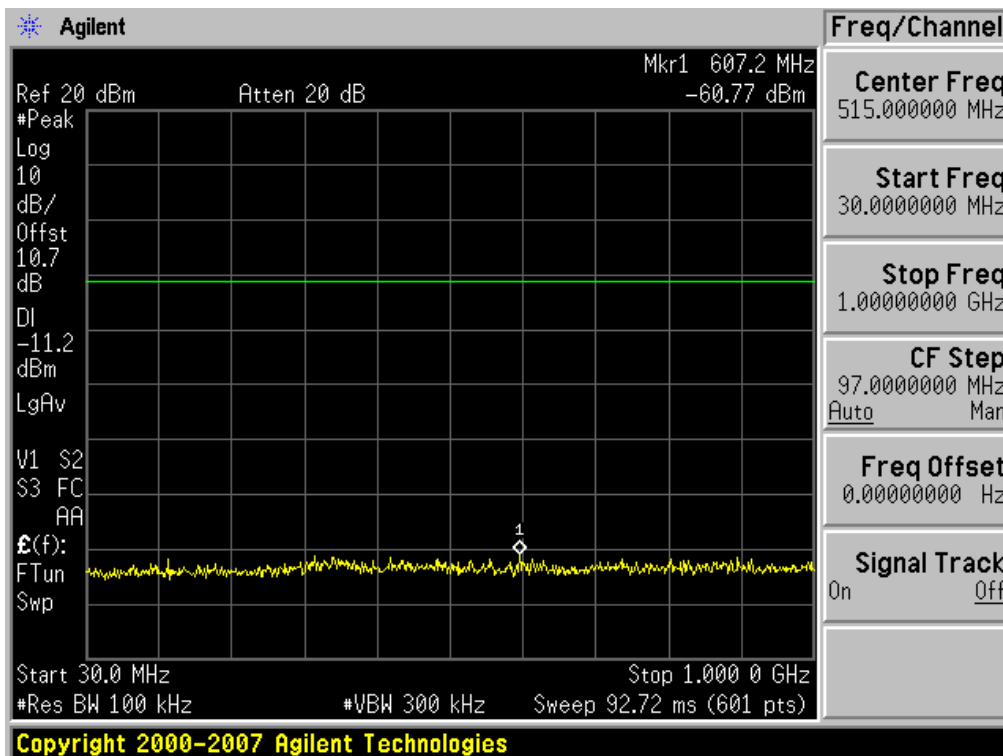


<b>FCC PT.15.247 TEST REPORT</b>		<b>FCC CERTIFICATION REPORT</b>		<a href="http://www.hct.co.kr">www.hct.co.kr</a>
Test Report No. HCTR1112FR10	Date of Issue: December 16, 2011	EUT Type: 850/1900 GSM/GPRS and 850 WCDMA Phone with Bluetooth, WLAN and EDGE Rx Only		FCC ID: A3LGTB5512B

### Conducted Spurious Emission (802.11n-CH1)

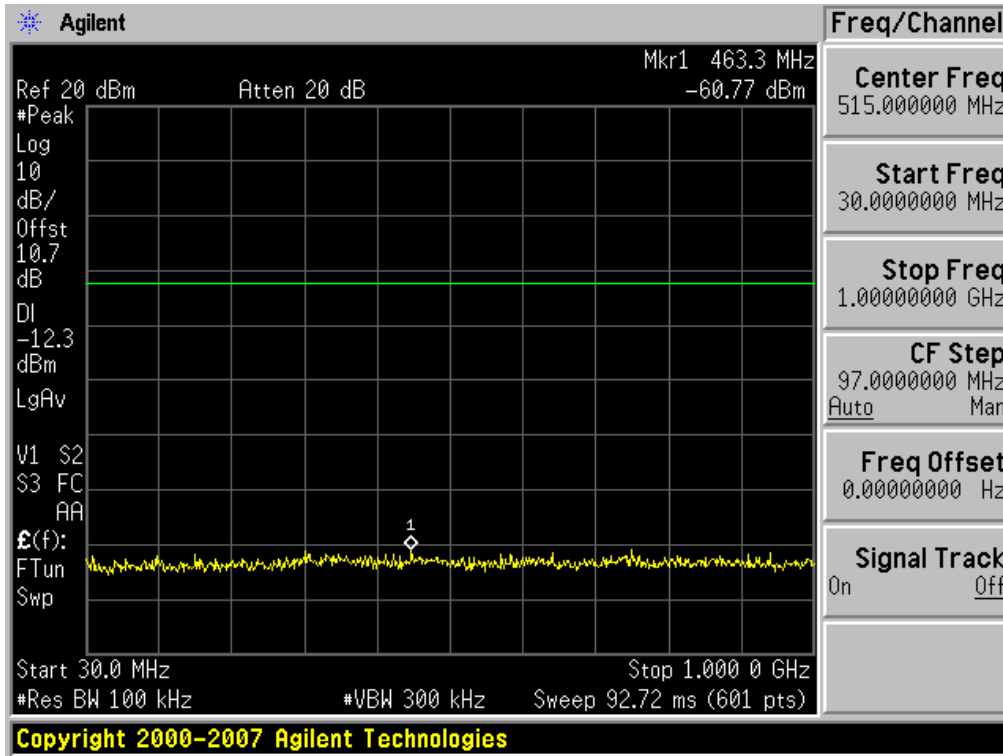


### Conducted Spurious Emission (802.11n-CH6)



FCC PT.15.247 TEST REPORT	FCC CERTIFICATION REPORT		<a href="http://www.hct.co.kr">www.hct.co.kr</a>
Test Report No. HCTR1112FR10	Date of Issue: December 16, 2011	EUT Type: 850/1900 GSM/GPRS and 850 WCDMA Phone with Bluetooth, WLAN and EDGE Rx Only	FCC ID: A3LGTB5512B

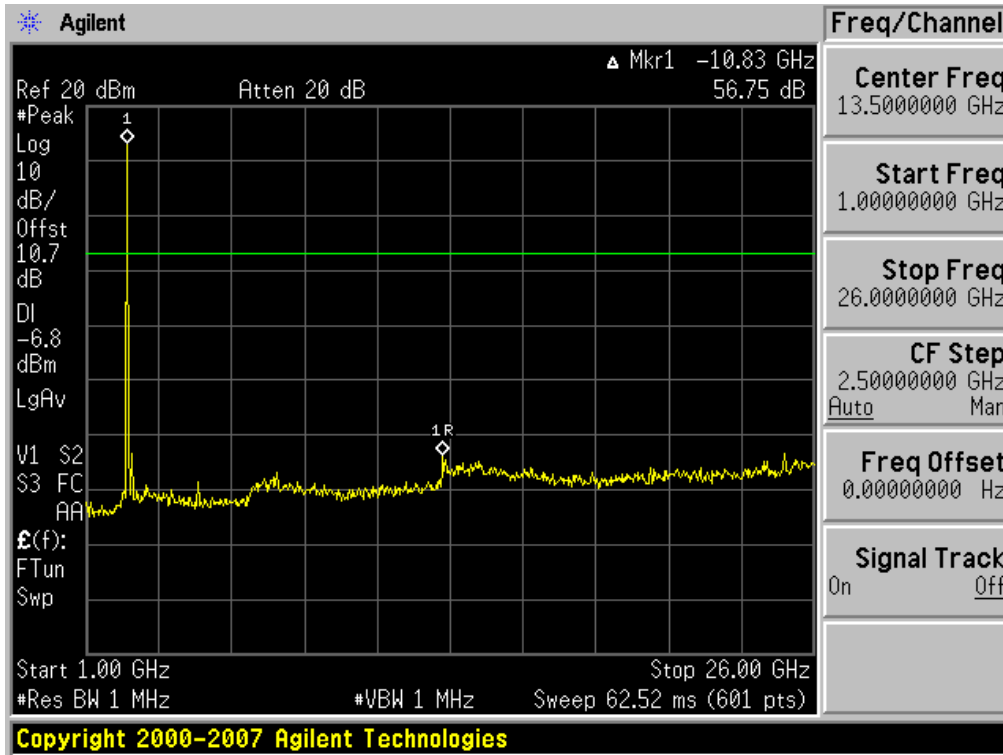
**Conducted Spurious Emission (802.11n-CH11)**



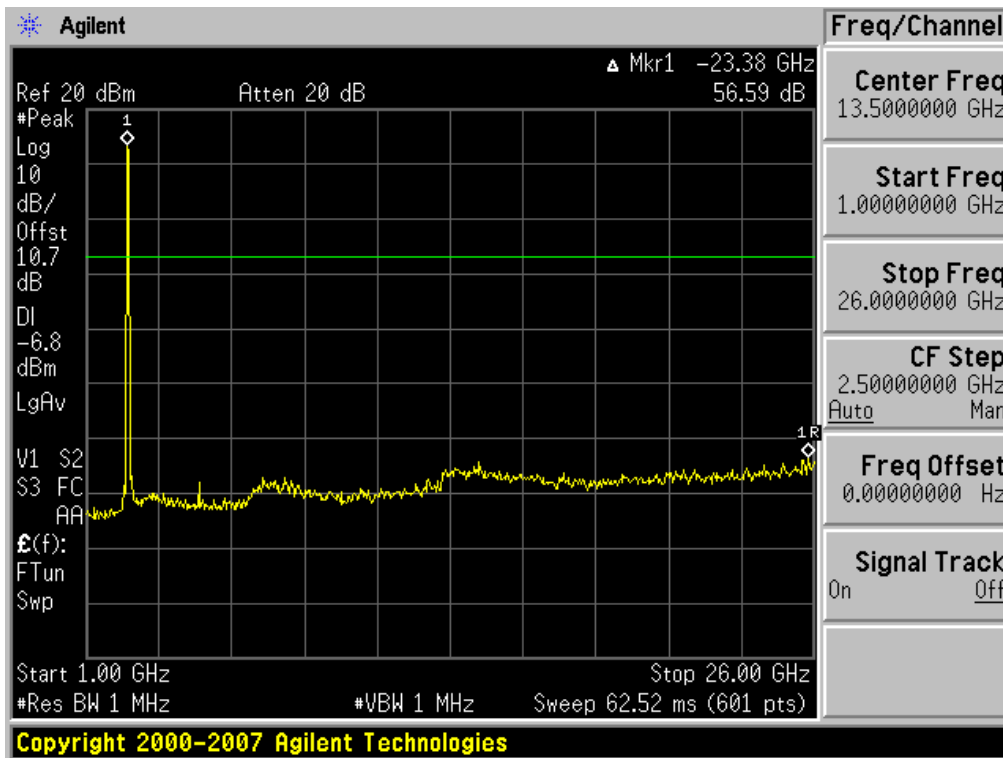
<b>FCC PT.15.247 TEST REPORT</b>	<b>FCC CERTIFICATION REPORT</b>		<a href="http://www.hct.co.kr">www.hct.co.kr</a>
<b>Test Report No.</b> HCTR1112FR10	<b>Date of Issue:</b> December 16, 2011	<b>EUT Type:</b> 850/1900 GSM/GPRS and 850 WCDMA Phone with Bluetooth, WLAN and EDGE Rx Only	<b>FCC ID:</b> A3LGTB5512B

1 GHz ~ 26 GHz

**Conducted Spurious Emission (802.11b-CH1)**

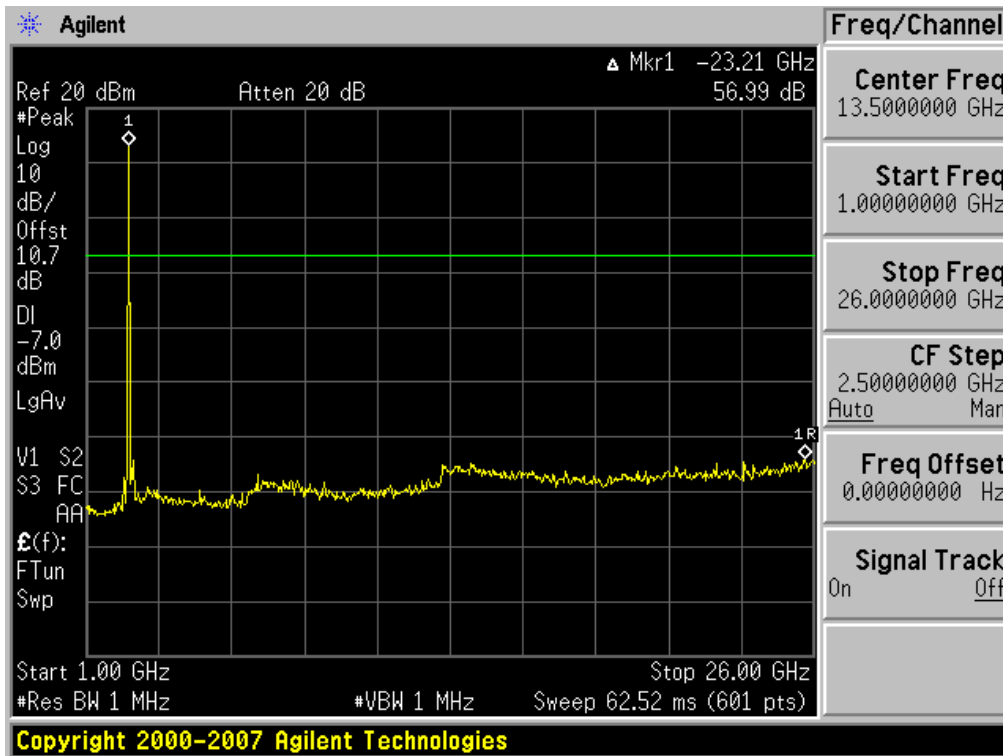


**Conducted Spurious Emission (802.11b-CH6)**

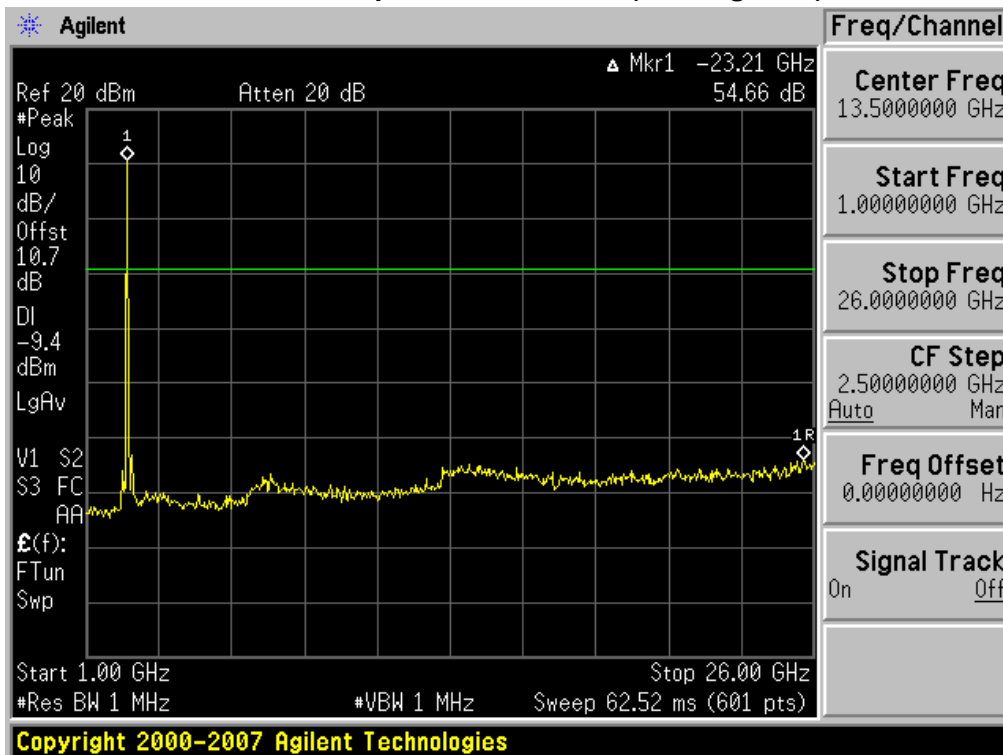


<b>FCC PT.15.247 TEST REPORT</b>	<b>FCC CERTIFICATION REPORT</b>		<a href="http://www.hct.co.kr">www.hct.co.kr</a>
Test Report No. HCTR1112FR10	Date of Issue: December 16, 2011	EUT Type: 850/1900 GSM/GPRS and 850 WCDMA Phone with Bluetooth, WLAN and EDGE Rx Only	FCC ID: A3LGTB5512B

### Conducted Spurious Emission (802.11b-CH11)

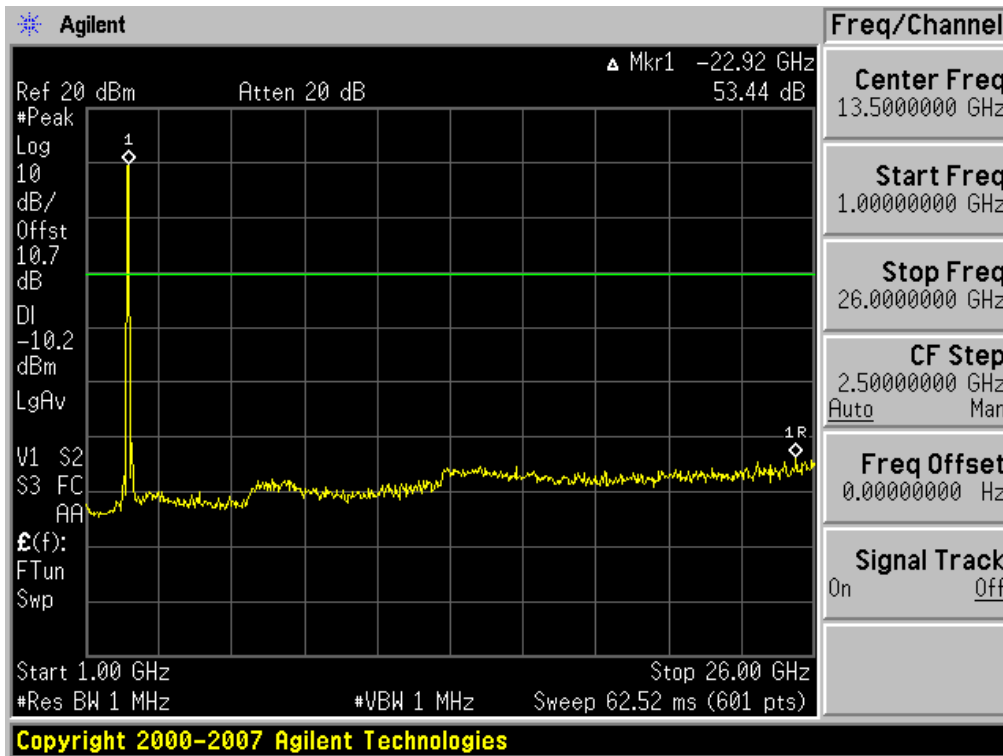


### Conducted Spurious Emission (802.11g-CH1)

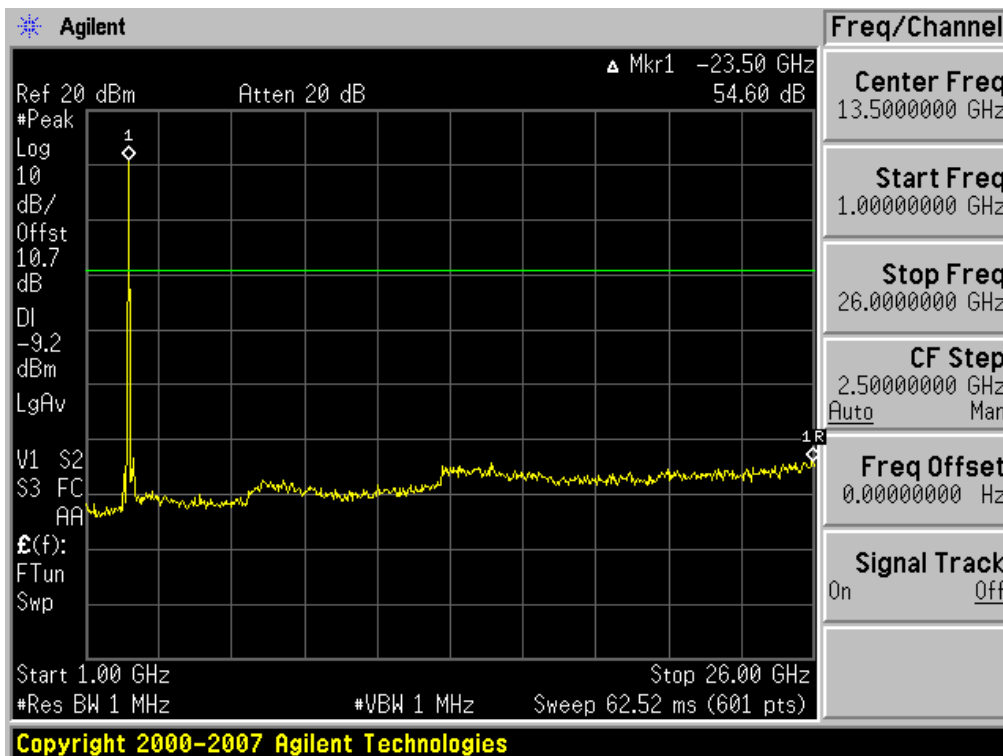


FCC PT.15.247 TEST REPORT	FCC CERTIFICATION REPORT		<a href="http://www.hct.co.kr">www.hct.co.kr</a>
Test Report No. HCTR1112FR10	Date of Issue: December 16, 2011	EUT Type: 850/1900 GSM/GPRS and 850 WCDMA Phone with Bluetooth, WLAN and EDGE Rx Only	FCC ID: A3LGTB5512B

### Conducted Spurious Emission (802.11g-CH6)

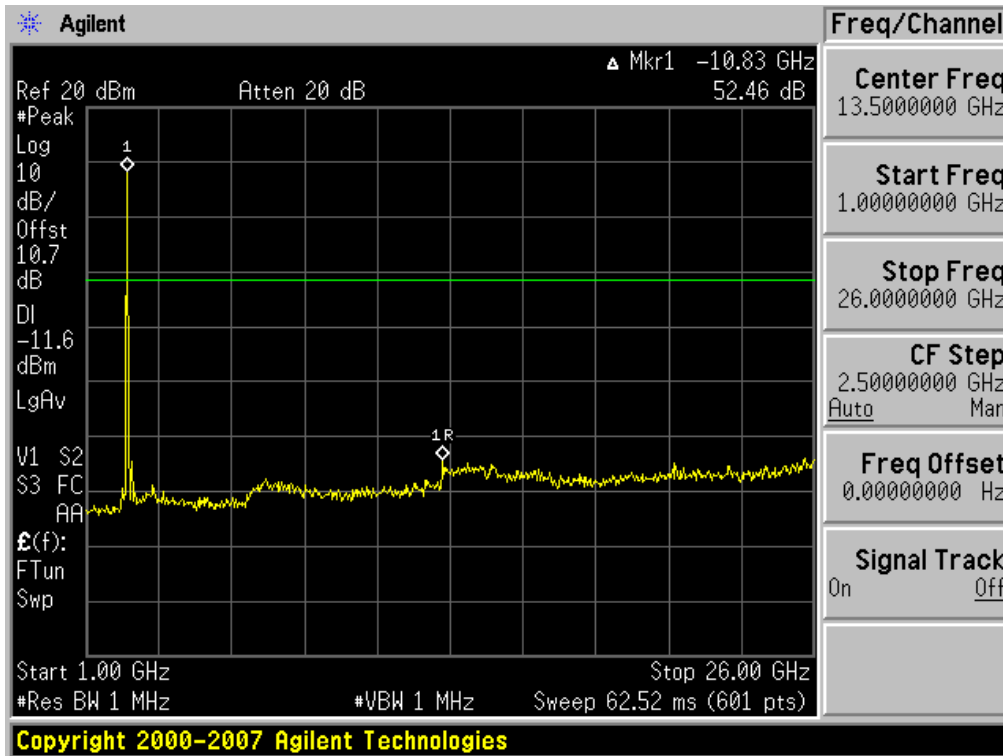


### Conducted Spurious Emission (802.11g-CH11)

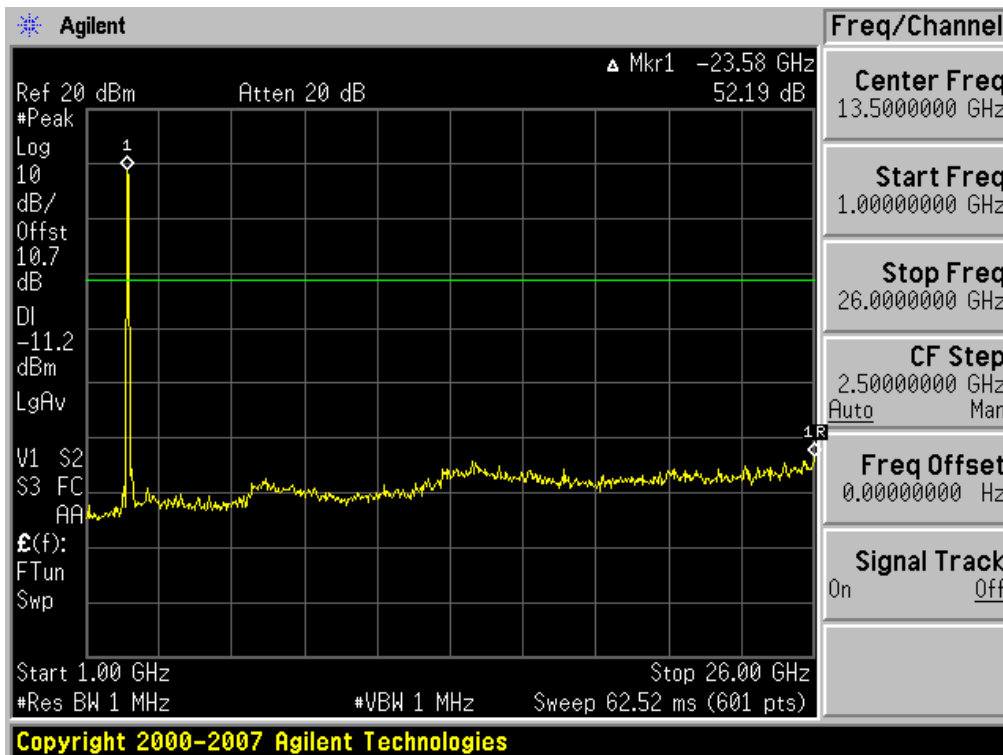


FCC PT.15.247 TEST REPORT	FCC CERTIFICATION REPORT		<a href="http://www.hct.co.kr">www.hct.co.kr</a>
Test Report No. HCTR1112FR10	Date of Issue: December 16, 2011	EUT Type: 850/1900 GSM/GPRS and 850 WCDMA Phone with Bluetooth, WLAN and EDGE Rx Only	FCC ID: A3LGTB5512B

### Conducted Spurious Emission (802.11n-CH1)

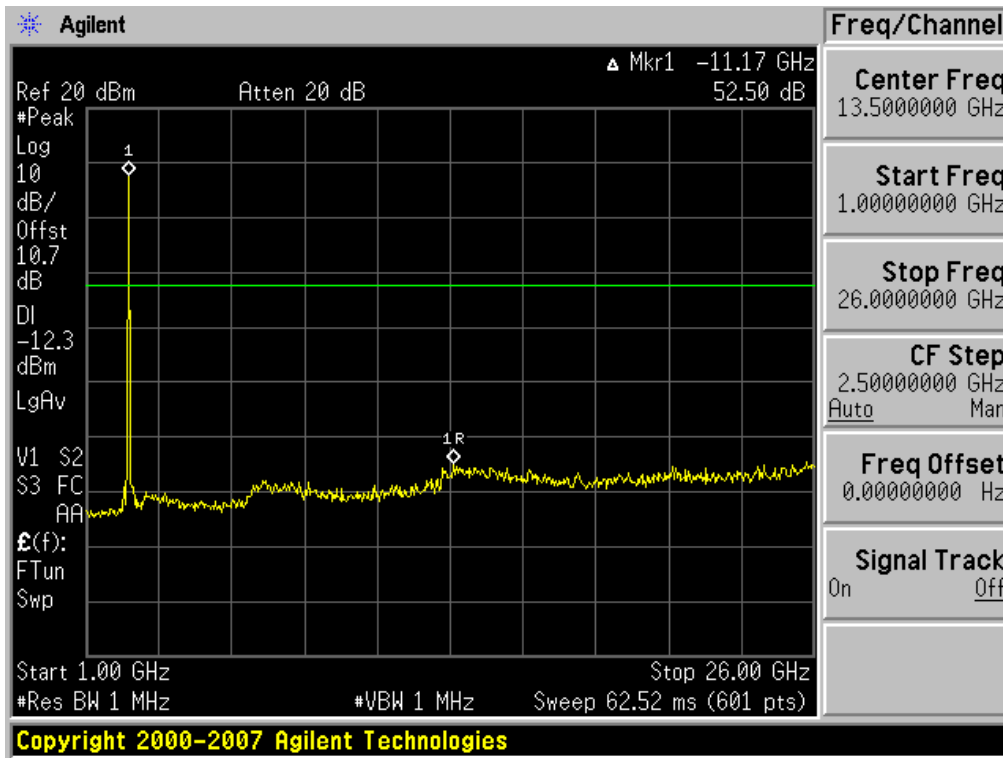


### Conducted Spurious Emission (802.11n-CH6)



FCC PT.15.247 TEST REPORT	FCC CERTIFICATION REPORT		<a href="http://www.hct.co.kr">www.hct.co.kr</a>
Test Report No. HCTR1112FR10	Date of Issue: December 16, 2011	EUT Type: 850/1900 GSM/GPRS and 850 WCDMA Phone with Bluetooth, WLAN and EDGE Rx Only	FCC ID: A3LGTB5512B

### Conducted Spurious Emission (802.11n-CH11)



<b>FCC PT.15.247 TEST REPORT</b>	<b>FCC CERTIFICATION REPORT</b>		<a href="http://www.hct.co.kr">www.hct.co.kr</a>
<b>Test Report No.</b> HCTR1112FR10	<b>Date of Issue:</b> December 16, 2011	<b>EUT Type:</b> 850/1900 GSM/GPRS and 850 WCDMA Phone with Bluetooth, WLAN and EDGE Rx Only	<b>FCC ID:</b> A3LGTB5512B

**8.5 RADIATED MEASUREMENT.**

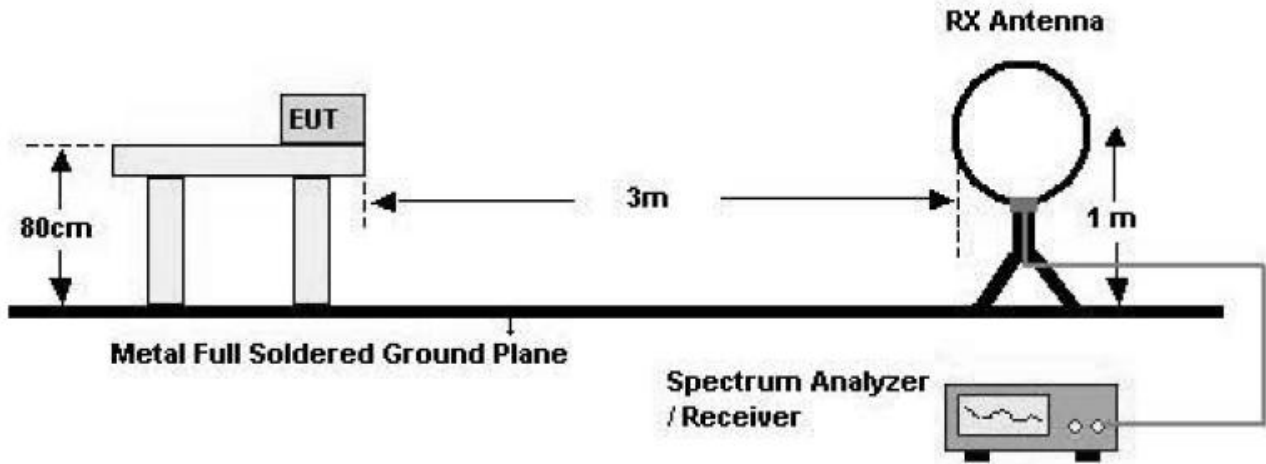
**8.5.1 RADIATED SPURIOUS EMISSIONS.**

Test Requirements and limit, §15.205, §15.209

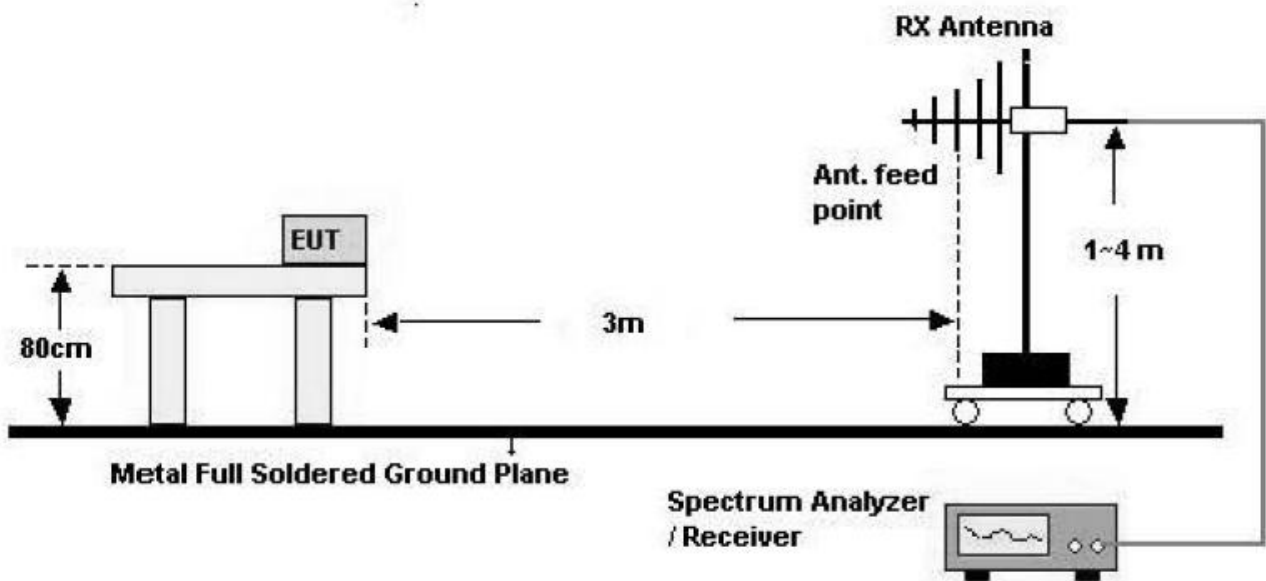
Frequency (MHz)	Field Strength (uV/m)	Measurement Distance (m)
0.009 – 0.490	2400/F(kHz)	300
0.490 – 1.705	24000/F(kHz)	30
1.705 – 30	30	30
30-88	100	3
88-216	150	3
216-960	200	3
Above 960	500	3

## Test Configuration

### Below 30 MHz

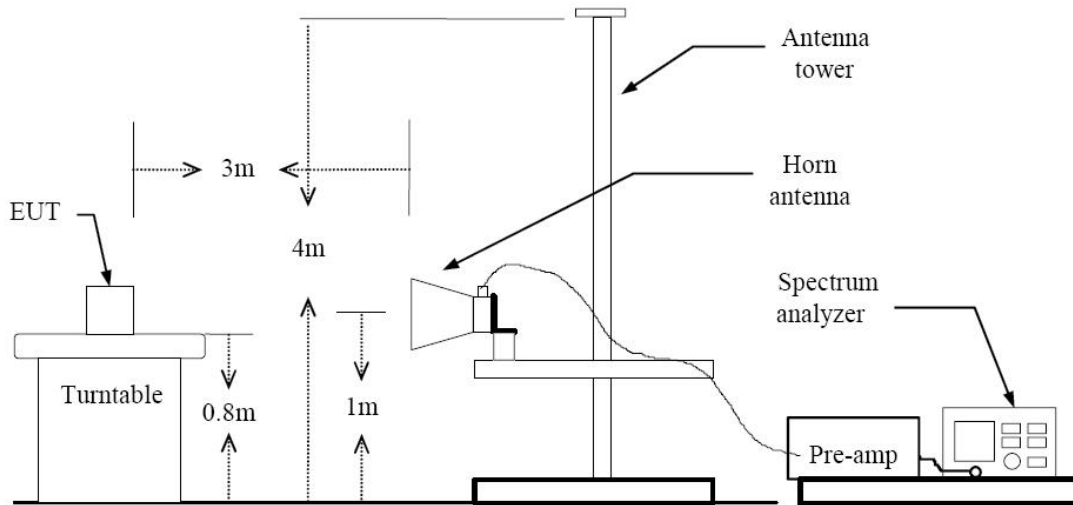


### 30 MHz - 1 GHz



FCC PT.15.247 TEST REPORT		FCC CERTIFICATION REPORT		<a href="http://www.hct.co.kr">www.hct.co.kr</a>
Test Report No. HCTR1112FR10	Date of Issue: December 16, 2011	EUT Type: 850/1900 GSM/GPRS and 850 WCDMA Phone with Bluetooth, WLAN and EDGE Rx Only		FCC ID: A3LGTB5512B

**Above 1 GHz**



**TEST PROCEDURE**

1. The EUT is placed on a turntable, which is 0.8 m above ground plane.
2. The turntable shall be rotated for 360 degrees to determine the position of maximum emission level.
3. EUT is set 3 m away from the receiving antenna, which is varied from 1m to 4m to find out the highest emissions.
4. Maximum procedure was performed on the six highest emissions to ensure EUT compliance.
5. And also, each emission was to be maximized by changing the polarization of receiving antenna both horizontal and vertical.
6. Repeat above procedures until the measurements for all frequencies are complete.

<b>FCC PT.15.247 TEST REPORT</b>		<b>FCC CERTIFICATION REPORT</b>		<a href="http://www.hct.co.kr">www.hct.co.kr</a>
<b>Test Report No.</b> HCTR1112FR10	<b>Date of Issue:</b> December 16, 2011	<b>EUT Type:</b> 850/1900 GSM/GPRS and 850 WCDMA Phone with Bluetooth, WLAN and EDGE Rx Only		<b>FCC ID:</b> A3LGTB5512B

**TEST RESULTS**

**9 kHz – 30MHz**

**Operation Mode:** Normal Mode

Frequency	Reading	Ant. factor	Cable loss	Ant. POL	Total	Limit	Margin
MHz	dB $\mu$ V	dB /m	dB	(H/V)	dB $\mu$ V/m	dB $\mu$ V/m	dB
No Critical peaks found							

**Notes:**

1. Measuring frequencies from 9 kHz to the 30MHz.
2. The reading of emissions are attenuated more than 20 dB below the permissible limits or the field strength is too small to be measured.
3. Distance extrapolation factor = 40 log (specific distance / test distance) (dB)
4. Limit line = specific Limits (dBuV) + Distance extrapolation factor

**TEST RESULTS**

**Below 1 GHz**

**Operation Mode:** Normal Mode

Frequency	Reading	Ant. factor	Cable loss	Ant. POL	Total	Limit	Margin
MHz	dB $\mu$ V	dB /m	dB	(H/V)	dB $\mu$ V/m	dB $\mu$ V/m	dB
No Critical peaks found							

**Notes:**

1. Measuring frequencies from 30 MHz to the 1 GHz.
2. Radiated emissions measured in frequency range from 30 MHz to 1000 MHz were made with an instrument using Quasi peak detector mode.

### Above 1 GHz

Operation Mode:	802.11 b
Transfer Rate:	1 Mbps
Operating Frequency	2412
Channel No.	01 Ch

Frequency [MHz]	Reading dBuV	AN.+CL-AMP G [dB]	ANT. POL [H/V]	Total [dBuV/m]	Limit [dBuV/m]	Margin [dB]	Detect
4824	51.51	-0.10	V	51.41	74	22.59	PK
4824	39.43	-0.10	V	39.33	54	14.67	AV
7236	47.03	10.13	V	57.16	74	16.84	PK
7236	33.70	10.13	V	43.83	54	10.17	AV
4824	52.04	-0.10	H	51.94	74	22.06	PK
4824	41.64	-0.10	H	41.54	54	12.46	AV
7236	46.97	10.13	H	57.10	74	16.90	PK
7236	33.88	10.13	H	44.01	54	9.99	AV

#### Notes:

1. Measuring frequencies from 1 GHz to the 10th harmonic of highest fundamental frequency.
2. Measurements above show only up to 6 maximum emissions noted, or would be lesser if no specific emissions from the EUT are recorded (ie: margin > 20 dB from the applicable limit) and considered that's already beyond the background noise floor.
3. Radiated emissions measured in frequency above 1000MHz were made with an instrument using Peak detector mode and average detector mode of the emission shown in Actual FS column.
4. Spectrum setting:
  - a. Peak Setting 1 GHz – 26 GHz, RBW = 1 MHz, VBW = 1 MHz.
  - b. AV Setting 1 GHz – 26 GHz, RBW = 1 MHz, VBW = 10 Hz.
5. We have done 802.11b/g/n mode test. Worst case of EUT is 1 Mbps in 802.11b.

<b>FCC PT.15.247 TEST REPORT</b>	<b>FCC CERTIFICATION REPORT</b>		<a href="http://www.hct.co.kr">www.hct.co.kr</a>
<b>Test Report No.</b> HCTR1112FR10	<b>Date of Issue:</b> December 16, 2011	<b>EUT Type:</b> 850/1900 GSM/GPRS and 850 WCDMA Phone with Bluetooth, WLAN and EDGE Rx Only	<b>FCC ID:</b> A3LGTB5512B



Operation Mode: 802.11 b  
 Transfer Rate: 1 Mbps  
 Operating Frequency: 2437  
 Channel No. 06 Ch

Frequency [MHz]	Reading dBuV	AN.+CL-AMP G [dB]	ANT. POL [H/V]	Total [dBuV/m]	Limit [dBuV/m]	Margin [dB]	Detect
4874	49.39	0.13	V	49.52	74	24.48	PK
4874	38.58	0.13	V	38.71	54	15.29	AV
7311	47.67	10.01	V	57.68	74	16.32	PK
7311	34.17	10.01	V	44.18	54	9.82	AV
4874	49.94	0.13	H	50.07	74	23.93	PK
4874	39.55	0.13	H	39.68	54	14.32	AV
7311	47.60	10.01	H	57.61	74	16.39	PK
7311	34.08	10.01	H	44.09	54	9.91	AV

**Notes:**

1. Measuring frequencies from 1 GHz to the 10th harmonic of highest fundamental frequency.
2. Measurements above show only up to 6 maximum emissions noted, or would be lesser if no specific emissions from the EUT are recorded (ie: margin > 20 dB from the applicable limit) and considered that's already beyond the background noise floor.
3. Radiated emissions measured in frequency above 1000 MHz were made with an instrument using Peak detector mode and average detector mode of the emission shown in Actual FS column.
4. Spectrum setting:
  - a. Peak Setting 1 GHz – 26 GHz, RBW = 1 MHz, VBW = 1 MHz.
  - b. AV Setting 1 GHz – 26 GHz, RBW = 1 MHz, VBW = 10 Hz.
5. We have done 802.11b/g/n mode test. Worst case of EUT is 1 Mbps in 802.11b.

FCC PT.15.247 TEST REPORT		FCC CERTIFICATION REPORT		<a href="http://www.hct.co.kr">www.hct.co.kr</a>
Test Report No. HCTR1112FR10	Date of Issue: December 16, 2011	EUT Type: 850/1900 GSM/GPRS and 850 WCDMA Phone with Bluetooth, WLAN and EDGE Rx Only		FCC ID: A3LGTB5512B



Operation Mode: 802.11 b  
 Transfer Rate: 1 Mbps  
 Operating Frequency: 2462  
 Channel No. 11 Ch

Frequency [MHz]	Reading dBuV	AN.+CL-AMP G [dB]	ANT. POL [H/V]	Total [dBuV/m]	Limit [dBuV/m]	Margin [dB]	Detect
4924	49.37	0.45	V	49.82	74	24.18	PK
4924	36.83	0.45	V	37.28	54	16.72	AV
7386	47.30	10.17	V	57.47	74	16.53	PK
7386	33.72	10.17	V	43.89	54	10.11	AV
4924	49.06	0.45	H	49.51	74	24.49	PK
4924	37.55	0.45	H	38.00	54	16.00	AV
7386	47.32	10.17	H	57.49	74	16.51	PK
7386	33.84	10.17	H	44.01	54	9.99	AV

**Notes:**

1. Measuring frequencies from 1 GHz to the 10th harmonic of highest fundamental frequency.
2. Measurements above show only up to 6 maximum emissions noted, or would be lesser if no specific emissions from the EUT are recorded (ie: margin > 20dB from the applicable limit) and considered that's already beyond the background noise floor.
3. Radiated emissions measured in frequency above 1000MHz were made with an instrument using Peak detector mode and average detector mode of the emission shown in Actual FS column.
4. Spectrum setting:
  - a. Peak Setting 1 GHz – 26 GHz, RBW = 1 MHz, VBW = 1 MH.
  - b. AV Setting 1 GHz – 26 GHz, RBW = 1 MHz, VBW = 10 Hz.
5. We have done 802.11b/g/n mode test. Worst case of EUT is 1 Mbps in 802.11b.

FCC PT.15.247 TEST REPORT		FCC CERTIFICATION REPORT		<a href="http://www.hct.co.kr">www.hct.co.kr</a>
Test Report No. HCTR1112FR10	Date of Issue: December 16, 2011	EUT Type: 850/1900 GSM/GPRS and 850 WCDMA Phone with Bluetooth, WLAN and EDGE Rx Only		FCC ID: A3LGTB5512B

## 8.5.2 RADIATED RESTRICTED BAND EDGE MEASUREMENTS

### Test Requirements and limit, §15.247(d) §15.205, §15.209

In any 100 kHz bandwidth outside the frequency band in which the spread spectrum is operating, the radio frequency power that is produced by the intentional radiator shall be at least 20 dB below that in the 100 kHz bandwidth within the band that contains the highest level of the desired power, based on either an RF conducted or a radiated measurement. Attenuation below the general limits specified in Section 15.209(a) is not required. In addition, radiated emissions which fall in the restricted bands, as defined in Section 15.205(a), must also comply with the radiated emission limits specified in section 15.209(a) (See section 15.205(c)).

Operation Mode:	802.11 b
Transfer Rate:	1 Mbps
Operating Frequency	2412 MHz, 2462 MHz
Channel No.	01 Ch, 11 Ch

Frequency [MHz]	Reading dBuV	AN.+CL [dB]	ANT. POL [H/V]	Total [dBuV/m]	Limit [dBuV/m]	Margin [dB]	Detect
2387.15	24.76	33.86	H	58.62	74	15.38	PK
2387.15	11.91	33.86	H	45.77	54	8.23	AV
2387.15	24.23	33.86	V	58.09	74	15.91	PK
2387.15	11.51	33.86	V	45.37	54	8.63	AV
2486.23	26.87	34.02	H	60.89	74	13.11	PK
2486.23	14.50	34.02	H	48.52	54	5.48	AV
2486.23	24.17	34.02	V	58.19	74	15.81	PK
2486.23	12.37	34.02	V	46.39	54	7.61	AV



Operation Mode: 802.11 g  
 Transfer Rate: 6 Mbps  
 Operating Frequency 2412 MHz, 2462 MHz  
 Channel No. 01 Ch, 11 Ch

Frequency [MHz]	Reading dBuV	AN.+CL [dB]	ANT. POL [H/V]	Total [dBuV/m]	Limit [dBuV/m]	Margin [dB]	Detect
2390.0	25.75	33.86	H	59.61	74	14.39	PK
2390.0	12.64	33.86	H	46.50	54	7.50	AV
2390.0	25.01	33.86	V	58.87	74	15.13	PK
2390.0	12.04	33.86	V	45.90	54	8.10	AV
2483.5	26.83	34.02	H	60.85	74	13.15	PK
2483.5	13.50	34.02	H	47.52	54	6.48	AV
2483.5	25.71	34.02	V	59.73	74	14.27	PK
2483.5	11.76	34.02	V	45.78	54	8.22	AV

Operation Mode: 802.11 n  
 Transfer Rate: 6.5 Mbps  
 Operating Frequency 2412 MHz, 2462 MHz  
 Channel No. 01 Ch, 11 Ch

Frequency [MHz]	Reading dBuV	AN.+CL [dB]	ANT. POL [H/V]	Total [dBuV/m]	Limit [dBuV/m]	Margin [dB]	Detect
2390.0	25.51	33.86	H	59.37	74	14.63	PK
2390.0	12.51	33.86	H	46.37	54	7.63	AV
2390.0	24.77	33.86	V	58.63	74	15.37	PK
2390.0	11.96	33.86	V	45.82	54	8.18	AV
2483.5	26.50	34.02	H	60.52	74	13.48	PK
2483.5	13.31	34.02	H	47.33	54	6.67	AV
2483.5	25.55	34.02	V	59.57	74	14.43	PK
2483.5	11.69	34.02	V	45.71	54	8.29	AV

**Notes:**

1. Spectrum setting:
  - a. Peak Setting 1 GHz – 26 GHz, RBW = 1 MHz, VBW = 1 MHz.
  - b. AV Setting 1 GHz – 26 GHz, RBW = 1 MHz, VBW = 10 Hz.
2. We have done 802.11b/g/n mode test.

FCC PT.15.247 TEST REPORT	FCC CERTIFICATION REPORT		<a href="http://www.hct.co.kr">www.hct.co.kr</a>
Test Report No. HCTR1112FR10	Date of Issue: December 16, 2011	EUT Type: 850/1900 GSM/GPRS and 850 WCDMA Phone with Bluetooth, WLAN and EDGE Rx Only	FCC ID: A3LGTB5512B

## 8.6 POWERLINE CONDUCTED EMISSIONS

### Test Requirements and limit, §15.207

For an intentional radiator which is designed to be connected to the public utility (AC) power line, the radio frequency voltage that is conducted back onto the AC power line on any frequency or frequencies within the band 150 kHz to 30 MHz shall not exceed 250 microvolts (The limit decreases linearly with the logarithm of the frequency in the range 0.15 MHz to 0.50 MHz). The limits at specific frequency range is listed as follows:

Frequency Range (MHz)	Limits (dB $\mu$ V)	
	Quasi-peak	Average
0.15 to 0.50	66 to 56	56 to 46
0.50 to 5	56	46
5 to 30	60	50

Compliance with this provision shall be based on the measurement of the radio frequency voltage between each power line (LINE and NEUTRAL) and ground at the power terminals.

### Test Configuration

See test photographs attached in Appendix 1 for the actual connections between EUT and support equipment.

### TEST PROCEDURE

1. The EUT is placed on a wooden table 80 cm above the reference groundplane.
2. The EUT is connected via LISN to a test power supply.
3. The measurement results are obtained as described below:
4. Detectors – Quasi Peak and Average Detector.

■ RESULT PLOTS

Conducted Emissions (Line 1)

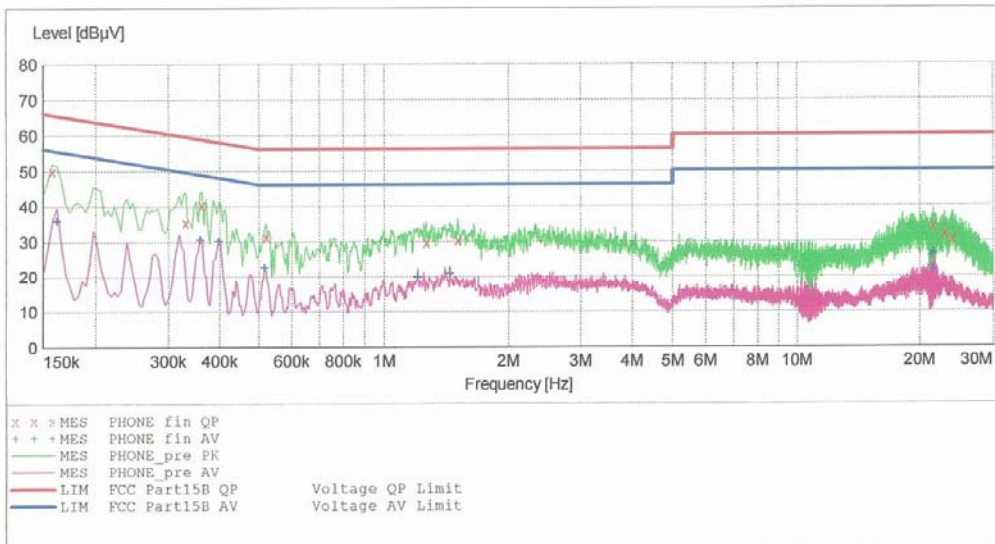
HCT

EMC

EUT: GT-B5512B  
 Manufacturer: SAMSUNG  
 Operating Condition: WLAN MODE  
 Test Site: SHIELD ROOM  
 Operator: JS LEE  
 Test Specification: FCC PART15 CLASS B  
 Comment: N

SCAN TABLE: "FCC PART 15 B(N)"

Short Description:		FCC PART 15 CLASS B					
Start Frequency	Stop Frequency	Step Width	Detector	Meas. Time	IF Bandw.	Transducer	
150.0 kHz	500.0 kHz	4.0 kHz	MaxPeak	10.0 ms	9 kHz	None	
			Average				
500.0 kHz	5.0 MHz	4.0 kHz	MaxPeak	10.0 ms	9 kHz	None	
			Average				
5.0 MHz	30.0 MHz	4.0 kHz	MaxPeak	10.0 ms	9 kHz	None	
			Average				



MEASUREMENT RESULT: "PHONE\_fin QP"

12/7/2011 7:46PM

Frequency MHz	Level dBµV	Transd dB	Limit dBµV	Margin dB	Line	PE
0.158010	49.90	10.3	66	15.7	---	---
0.330010	35.40	10.3	60	24.1	---	---
0.362010	40.30	10.3	59	18.4	---	---
0.520000	31.30	10.3	56	24.7	---	---
1.260000	29.70	10.4	56	26.3	---	---
1.504000	30.30	10.4	56	25.7	---	---
21.580000	34.20	11.7	60	25.8	---	---
22.976000	32.00	11.8	60	28.0	---	---
24.048000	30.40	11.8	60	29.6	---	---

FCC PT.15.247 TEST REPORT	FCC CERTIFICATION REPORT		<a href="http://www.hct.co.kr">www.hct.co.kr</a>
Test Report No. HCTR1112FR10	Date of Issue: December 16, 2011	EUT Type: 850/1900 GSM/GPRS and 850 WCDMA Phone with Bluetooth, WLAN and EDGE Rx Only	FCC ID: A3LGTB5512B

**MEASUREMENT RESULT: "PHONE\_fin AV"**

12/7/2011 7:46PM

Frequency MHz	Level dBμV	Transd dB	Limit dBμV	Margin dB	Line	PE
0.162010	35.80	10.3	55	19.6	---	---
0.358010	30.30	10.3	49	18.4	---	---
0.398010	30.00	10.3	48	17.9	---	---
0.516000	22.50	10.3	46	23.5	---	---
1.204000	19.80	10.4	46	26.2	---	---
1.440000	20.90	10.4	46	25.1	---	---
21.380000	25.70	11.7	50	24.3	---	---
21.504000	21.70	11.7	50	28.3	---	---
21.540000	26.30	11.7	50	23.7	---	---

<b>FCC PT.15.247 TEST REPORT</b>	<b>FCC CERTIFICATION REPORT</b>		<a href="http://www.hct.co.kr">www.hct.co.kr</a>
<b>Test Report No.</b> HCTR1112FR10	<b>Date of Issue:</b> December 16, 2011	<b>EUT Type:</b> 850/1900 GSM/GPRS and 850 WCDMA Phone with Bluetooth, WLAN and EDGE Rx Only	<b>FCC ID:</b> A3LGTB5512B

## Conducted Emissions (Line 2)

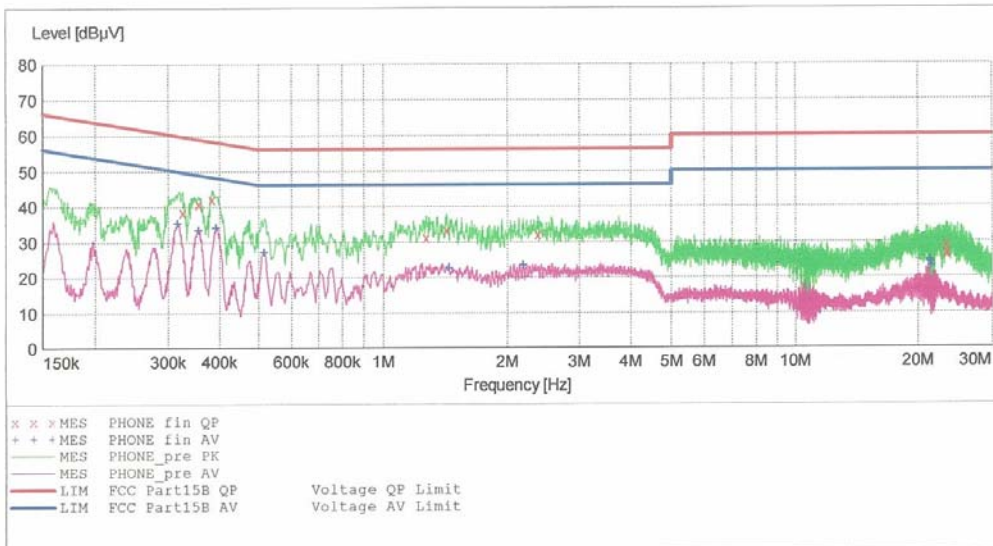
HCT

EMC

EUT: GT-B5512B  
 Manufacturer: SAMSUNG  
 Operating Condition: WLAN MODE  
 Test Site: SHIELD ROOM  
 Operator: JS LEE  
 Test Specification: FCC PART15 CLASS B  
 Comment: H

**SCAN TABLE: "FCC PART 15 B(H)"**

Short Description:			FCC PART 15 CLASS B			
Start	Stop	Step	Detector	Meas. Time	IF Bandw.	Transducer
150.0 kHz	500.0 kHz	1.0 kHz	MaxPeak	10.0 ms	9 kHz	None
			Average			
500.0 kHz	5.0 MHz	4.0 kHz	MaxPeak	10.0 ms	9 kHz	None
			Average			
5.0 MHz	30.0 MHz	4.0 kHz	MaxPeak	10.0 ms	9 kHz	None
			Average			



**MEASUREMENT RESULT: "PHONE\_fin\_QP"**

12/7/2011 7:52PM

Frequency MHz	Level dBµV	Transd dB	Limit dBµV	Margin dB	Line	PE
0.325010	38.40	10.1	60	21.2	---	---
0.355010	40.70	10.1	59	18.2	---	---
0.384010	42.00	10.1	58	16.2	---	---
1.268000	31.10	10.2	56	24.9	---	---
1.420000	33.40	10.2	56	22.6	---	---
2.384000	32.00	10.2	56	24.0	---	---
23.336000	26.50	12.0	60	33.5	---	---
23.364000	28.90	12.0	60	31.1	---	---
23.508000	26.80	12.0	60	33.2	---	---

<b>FCC PT.15.247 TEST REPORT</b>	<b>FCC CERTIFICATION REPORT</b>		<a href="http://www.hct.co.kr">www.hct.co.kr</a>
<b>Test Report No.</b> HCTR1112FR10	<b>Date of Issue:</b> December 16, 2011	<b>EUT Type:</b> 850/1900 GSM/GPRS and 850 WCDMA Phone with Bluetooth, WLAN and EDGE Rx Only	<b>FCC ID:</b> A3LGTB5512B

**MEASUREMENT RESULT: "PHONE\_fin AV"**

12/7/2011 7:52PM

Frequency MHz	Level dBµV	Transd dB	Limit dBµV	Margin dB	Line	PE
0.316010	35.30	10.1	50	14.5	---	---
0.355010	33.40	10.1	49	15.5	---	---
0.392010	34.10	10.1	48	13.9	---	---
0.516000	27.00	10.1	46	19.0	---	---
1.440000	22.50	10.2	46	23.5	---	---
2.192000	23.40	10.2	46	22.6	---	---
21.332000	24.40	11.9	50	25.6	---	---
21.372000	23.90	11.9	50	26.1	---	---
21.492000	22.90	11.9	50	27.1	---	---

<b>FCC PT.15.247 TEST REPORT</b>		<b>FCC CERTIFICATION REPORT</b>		<a href="http://www.hct.co.kr">www.hct.co.kr</a>
<b>Test Report No.</b> HCTR1112FR10	<b>Date of Issue:</b> December 16, 2011	<b>EUT Type:</b> 850/1900 GSM/GPRS and 850 WCDMA Phone with Bluetooth, WLAN and EDGE Rx Only		<b>FCC ID:</b> A3LGTB5512B

## 9. LIST OF TEST EQUIPMENT

Manufacturer	Model / Equipment	Calibration Interval	Calibration Due	Serial No.
Rohde & Schwarz	ESH2-Z5/ LISN	Annual	02/01/2012	861741/013
Schwarzbeck	VULB 9168/ TRILOG Antenna	Biennial	02/09/2013	200
Rohde & Schwarz	ESI 40 / EMI TEST RECEIVER	Annual	05/26/2012	831564103
Agilent	E4440A/ Spectrum Analyzer	Annual	05/02/2012	US45303008
Agilent	N9020A/ SIGNAL ANALYZER	Annual	09/23/2012	MY51110020
HD	MA240/ Antenna Position Tower	N/A	N/A	556
EMCO	1050/ Turn Table	N/A	N/A	114
HD GmbH	HD 100/ Controller	N/A	N/A	13
HD GmbH	KMS 560/ SlideBar	N/A	N/A	12
Rohde & Schwarz	ESH3-Z2/ PULSE LIMITER	Annual	08/01/2012	375.8810.352
Rohde & Schwarz	SCU-18/ Signal Conditioning Unit	Annual	09/19/2012	10094
MITEQ	AFS44-00102650-42-10P-44-PS/ POWER AMP	Annual	09/23/2012	1532439
Schwarzbeck	BBHA 9120D/ Horn Antenna	Biennial	10/17/2013	937
Schwarzbeck	BBHA9170 / Horn Antenna(15 GHz ~ 40 GHz)	Biennial	10/26/2012	BBHA9170342
Rohde & Schwarz	FSP / Spectrum Analyzer	Annual	03/23/2012	839117/011
Agilent	E4440A / Spectrum Analyzer	Annual	05/02/2012	US45303008
Agilent	E4416A /Power Meter	Annual	11/07/2012	GB41291412
Agilent	E9327A /POWER SENSOR	Annual	05/02/2012	MY4442009
Wainwright Instrument	WHF3.3/18G-10EF / High Pass Filter	Annual	05/02/2012	1
Wainwright Instrument	WRCJ2400/2483.5-2370/2520-60/14SS / Band Reject Filter	Annual	05/02/2012	1
Hewlett Packard	11636B/Power Divider	Annual	11/07/2012	11377
Hewlett Packard	11667B / Power Splitter	Annual	11/04/2012	10126
DIGITAL	EP-3010 /DC POWER SUPPLY	Annual	01/04/2012	3110117
ITECH	IT6720 / DC POWER SUPPLY	Annual	11/07/2012	010002156287001199
TESCOM	TC-3000C / BLUETOOTH TESTER	Annual	04/01/2012	3000C000276
Rohde & Schwarz	CBT / BLUETOOTH TESTER	Annual	05/02/2012	100422
EMCO	6502.LOOP ANTENNA	Biennial	01/13/2012	9009-2536

<b>FCC PT.15.247 TEST REPORT</b>	<b>FCC CERTIFICATION REPORT</b>		<a href="http://www.hct.co.kr">www.hct.co.kr</a>
<b>Test Report No.</b> HCTR1112FR10	<b>Date of Issue:</b> December 16, 2011	<b>EUT Type:</b> 850/1900 GSM/GPRS and 850 WCDMA Phone with Bluetooth, WLAN and EDGE Rx Only	<b>FCC ID:</b> A3LGTB5512B