




PCTEST ENGINEERING LABORATORY, INC.

7185 Oakland Mills Road, Columbia, MD 21046 USA
Tel. 410.290.6652 / Fax 410.290.6654
<http://www.pctest.com>



RF EXPOSURE EVALUATION Maximal Permissible Exposure [MPE]

Applicant Name:
Samsung Electronics Co., Ltd.
129, Samsung-ro,
Yeongtong-gu, Suwon-si
Gyeonggi-do, 16677, Korea

Date of Testing:
11/6-11/14/2017
Test Site/Location:
PCTEST Lab. Columbia, MD, USA
Test Report Serial No.:
1M1711060288-02.A3L

FCC ID:	A3LETWV531
APPLICANT:	Samsung Electronics Co., Ltd.

Application Type: Class II Permissive Change
Model(s): ET-WV521
EUT Type: Indoor Access Point
Frequency Range: 919.8 - 921.4MHz (Chile)
FCC Rule Part: FCC Part 1 (§1.1310) and Part 2 (§2.1091)
Test Procedure(s): KDB 447498 D01 v06
Class II Permissive Change: Please see FCC change document

This equipment has been shown to be capable of compliance with the applicable technical standards as indicated in the measurement report and was tested in accordance with the measurement procedures specified in FCC KDB 447498 D01 v06. Test results reported herein relate only to the item(s) tested.

I attest to the accuracy of data. All measurements reported herein were performed by me or were made under my supervision and are correct to the best of my knowledge and belief. I assume full responsibility for the completeness of these measurements and vouch for the qualifications of all persons taking them.



Randy Ortanez
President



FCC ID: A3LETWV531		MAXIMUM PERMISSIBLE EXPOSURE REPORT		Approved by: Quality Manager
Test Report S/N: 1M1711060288-02.A3L	Test Dates: 11/6-11/14/2017	EUT Type: Indoor Access Point		Page 1 of 6

TABLE OF CONTENTS

1.0	RF EXPOSURE EVALUATION – MAXIMUM PERMISSIBLE EXPOSURE (MPE)	3
1.1	Introduction	3
1.2	EUT Description.....	3
1.3	MPE Requirements Overview.....	4
1.4	Procedure	5
1.5	Summary of Results.....	5
2.0	CONCLUSION	6

FCC ID: A3LETWV531	 <small>ENGINEERING LABORATORY, INC.</small>	MAXIMUM PERMISSIBLE EXPOSURE REPORT		Approved by: Quality Manager
Test Report S/N: 1M1711060288-02.A3L	Test Dates: 11/6-11/14/2017	EUT Type: Indoor Access Point	Page 2 of 6	

1.0 RF EXPOSURE EVALUATION – MAXIMUM PERMISSIBLE EXPOSURE (MPE)

1.1 Introduction

This document is prepared to show compliance with the RF Exposure requirements as required in §1.1310 of the FCC Rules and Regulations and RSS-102 of Industry Canada.

The limit for Maximum Permissible Exposure (MPE), specified in FCC §1.1310, is listed in Table 1-1. According to FCC §1.1310 and RSS-102: the criteria listed in the following table shall be used to evaluate the environmental impact of human exposure to radio-frequency (RF) radiation as specified in §1.1307(b).

Frequency Range (MHz)	Electric Field Strength (V/m)	Magnetic Field Strength (A/m)	Power Density (mW/cm ²)	Average Time (Minutes)
(A) Limits For Occupational / Control Exposures (f = frequency)				
30-300	61.4	0.163	1.0	6
300-1500	f/300	6
1500-100,000	5.0	6
(B) Limits For General Population / Uncontrolled Exposure (f = frequency)				
30-300	27.5	0.073	0.2	30
300-1500	f/1500	30
1500-100,000	1.0	30



Table 1-1. Limits for Maximum Permissible Exposure (MPE)

1.2 EUT Description

The **Samsung FCC ID: A3LETWV531** is an Indoor Access Point containing two 2.4GHz transmit output ports and two separate 5GHz transmit output ports capable for transmitting 802.11a/b/g/n/ac modes. The device also contains Zigbee, Z-Wave, and Bluetooth transmitters.

EUT:

- Model:** ET-WV531
- Grantee:** Samsung Electronics Co., Ltd.
- FCC ID:** A3LETWV531
- Antenna(s):** Please see technical description for list of available antenna options

FCC ID: A3LETWV531		MAXIMUM PERMISSIBLE EXPOSURE REPORT		Approved by: Quality Manager
Test Report S/N: 1M1711060288-02.A3L	Test Dates: 11/6-11/14/2017	EUT Type: Indoor Access Point	Page 3 of 6	

1.3 MPE Requirements Overview



Three different categories of transmitters are defined by the FCC KDB 447498 D01 v06. These categories are fixed installation, mobile, and portable and are defined as follows:

- **Fixed Installations:** fixed location means that the device, including its antenna, is physically secured at a permanent location and is not able to be easily moved to another location. Additionally, distance to humans from the antenna is maintained to at least 2 meters.
- **Mobile Devices:** a mobile device is defined as a transmitting device designed to be used in other than fixed locations and to be generally used in such a way that a separation distance of at least 20 centimeters is normally maintained between the transmitter's radiating structures and the body of the user or nearby persons. Transmitters designed to be used by consumers or workers that can be easily re-located, such as a wireless modem operating in a laptop computer, are considered mobile devices if they meet the 20 centimeter separation requirement. The FCC rules for evaluating mobile devices for RF compliance are found in 47 CFR §2.1091.
- **Portable Devices:** a portable device is defined as a transmitting device designed to be used so that the radiating structure(s) of the device is/are within 20 centimeters of the body of the user. Portable device requirements are found in Section 2.1093 of the FCC's Rules (47 CFR§2.1093).

The FCC also categorizes the use of the device as based upon the user's awareness and ability to exercise control over his or her exposure. The two categories defined are Occupational/ Controlled Exposure and General Population/Uncontrolled Exposure. These two categories are defined as follows:

- **Occupational/Controlled Exposure:** In general, occupational/controlled exposure limits are applicable to situations in which persons are exposed as a consequence of their employment, who have been made fully aware of the potential for exposure and can exercise control over their exposure. This exposure category is also applicable when the exposure is of a transient nature due to incidental passage through a location where the exposure levels may be higher than the general population/uncontrolled limits, but the exposed person is fully aware of the potential for exposure and can exercise control over his or her exposure by leaving the area or by some other appropriate means. Awareness of the potential for RF exposure in a workplace or similar environment can be provided through specific training as part of a RF safety program. If appropriate, warning signs and labels can also be used to establish such awareness by providing prominent information on the risk of potential exposure and instructions on methods to minimize such exposure risks.
- **General Population/Uncontrolled Exposure:** The general population / uncontrolled exposure limits are applicable to situations in which the general public may be exposed or in which persons who are exposed as a consequence of their employment may not be made fully aware of the potential for exposure or cannot exercise control over their exposure. Members of the general public would come under this category when exposure is not employment-related; for example, in the case of a wireless transmitter that exposes persons in its vicinity. Warning labels placed on low-power consumer devices such as cellular telephones are not considered sufficient to allow the device to be considered under the occupational/controlled category, and the general population/uncontrolled exposure limits apply to these devices.

The **Samsung Indoor Access Point FCC ID: A3LETWV531** is evaluated to the Mobile Device requirements and is considered a device to be used by the General Population/Uncontrolled Exposure.

FCC ID: A3LETWV531		MAXIMUM PERMISSIBLE EXPOSURE REPORT		Approved by: Quality Manager
Test Report S/N: 1M1711060288-02.A3L	Test Dates: 11/6-11/14/2017	EUT Type: Indoor Access Point	Page 4 of 6	

1.4 Procedure

The procedure used to determine the RF power density was based upon a calculation for determining compliance with the MPE requirements.

The power generated by each transmitter used in this product was initially measured by a power meter and the powers were recorded. Through use of the Friis transmission formula and knowledge of the maximum antenna gain to be used, the power density level is calculated at a distance of 20cm.

Friis Transmission Formula

Friis transmission formula: $P_d = (P_{out} * G) / (4\pi r^2)$

Where,

P_d = Power Density (mW/cm²)

π = 3.1416

P_{out} = output power to antenna (mW)

r = distance between observation point and center of the radiator (cm)

G = gain of antenna in linear scale

Calculated MPE

The power density limit for General Population/Uncontrolled Exposure at each frequency is determined based on the information in Table 1-1.

There is no co-location between the electric fields of any two transmitters therefore following power densities are calculated for each individual transmitter by frequency at 20cm spacing:



Frequency	919.8 MHz		
Limit	0.613 mW/cm ²		
Distance (cm), R =	20 cm		
Power (dBm), P =	-4.663 dBm	0.34 mW	
TX Ant Gain (dB), G =	1.9 dBi		
Power Density (S) =	0.0001 mW/cm ²	(at 20cm)	
Minimum Distance =	0.3 cm		

Table 1-2. Calculated MPE Data for Z-Wave

1.5 Summary of Results



Transmit Mode	Frequency Band [MHz]	Maximum Antenna Gain [dBi]	MPE @ 20cm (mW/cm ²)	Test Result
Z-Wave	919.8 - 921.4	1.9	0.0001	PASS

Table 1-3. Maximum Permissible Exposure Summary Table

FCC ID: A3LETWV531		MAXIMUM PERMISSIBLE EXPOSURE REPORT		Approved by: Quality Manager
Test Report S/N: 1M1711060288-02.A3L	Test Dates: 11/6-11/14/2017	EUT Type: Indoor Access Point		Page 5 of 6

2.0 CONCLUSION

The device meets the mobile RF exposure limit at a 20cm separation distance as specified in §2.1091 of the FCC Rules and Regulations and Health Canada Safety Code 6. An appropriate RF exposure compliance statement will be placed in the user's manual.

FCC ID: A3LETWV531		MAXIMUM PERMISSIBLE EXPOSURE REPORT		Approved by: Quality Manager
Test Report S/N: 1M1711060288-02.A3L	Test Dates: 11/6-11/14/2017	EUT Type: Indoor Access Point	Page 6 of 6	