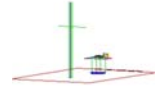




# PCTEST ENGINEERING LABORATORY, INC.

7185 Oakland Mills Road, Columbia, MD 21045 USA  
Tel. 410.290.6652 / Fax 410.290.6654  
http://www.pctestlab.com



## MEASUREMENT REPORT FCC PART 15.407 DFS (Master Device)

**Company Name:**  
Samsung Electronics Co., Ltd.  
129, Samsung-ro,  
Yeongtong-gu, Suwon-si  
Gyeonggi-do, 16677, Korea

**Date of Testing:**  
3/24 - 8/23/2017  
**Test Site/Location:**  
PCTEST Lab. Columbia, MD, USA  
**Test Report Serial No.:**  
1M1703270128-02-R1.A3L

<b>FCC ID:</b>	<b>A3LETWV530</b>
<b>COMPANY:</b>	<b>Samsung Electronics Co., Ltd.</b>

**Model(s):** ET-WV530  
**EUT Type:** Indoor Access Point  
**Type of Device:** Master Device  
**Frequency Range:** 5260 – 5320 MHz (UNII-2A Band)  
5500 – 5720 MHz (UNII-2C Band)  
**FCC Classification:** Unlicensed National Information Infrastructure (UNII)  
**FCC Rule Part(s):** Part 15.407(UNII)  
**Test Procedure(s):** KDB 905462 D02 v02  
**Original Grant Date:** 2/17/2017  
**Class II Perm. Change:** Please see FCC Change Document



This equipment has been shown to be capable of compliance with the applicable technical standards as indicated in the measurement report and was tested in accordance with the measurement procedures specified in KDB 905462 D02 v02 *Compliance Measurement Procedures for Unlicensed-National Information Infrastructure Devices Operating in the 5.25 – 5.35 GHz and 5.47 – 5.725 GHz Bands Incorporating Dynamic Frequency Selection*. Test results reported herein relate only to the item(s) tested.

I attest to the accuracy of data. All measurements reported herein were performed by me or were made under my supervision and are correct to the best of my knowledge and belief. I assume full responsibility for the completeness of these measurements and vouch for the qualifications of all persons taking them.

This test report S/N: 1M1703270128-02-R1.A3L supersedes and replaces the previous test report S/N: 1M1703270128-02.A3L. Please discard the previous test report accordingly.



  
Randy Ortanez  
President

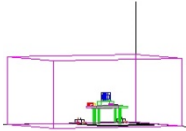


<b>FCC ID:</b> A3LETWV530		<b>FCC Pt. 15.407 DFS TEST REPORT (MASTER DEVICE) (CLASS II PERM. CHANGE)</b>		<b>Reviewed by:</b> Quality Manager
<b>Test Report S/N:</b> 1M1703270128-02-R1.A3L	<b>Test Dates:</b> 3/24 - 8/23/2017	<b>EUT Type:</b> Indoor Access Point	Page 1 of 62	

# TABLE OF CONTENTS

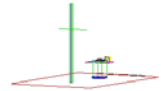
FCC PART 15.407 MEASUREMENT REPORT .....		3
1.0 INTRODUCTION.....		4
1.1 Scope .....		4
1.2 Evaluation Procedure .....		4
1.3 Summary of Test Results .....		4
2.0 PRODUCT INFORMATION .....		5
2.1 Equipment Description .....		5
2.2 EUT Capabilities.....		6
2.3 Modifications .....		6
3.0 DESCRIPTION OF DYNAMIC FREQUENCY SELECTION TEST .....		7
3.1 Applicability .....		7
3.2 Master Device Overview .....		8
3.3 DFS Detection Threshold Values .....		8
3.4 Response Requirements.....		9
3.5 Radar Test Waveforms .....		10
3.6 Procedure and Test Setup .....		12
4.0 TEST EQUIPMENT.....		13
4.1 Additional Equipment .....		13
5.0 TEST RESULTS .....		14
5.1 Radar Waveform Calibration .....		14
5.2 Channel Loading .....		18
5.3 UNII Detection Bandwidth .....		19
5.4 Channel Availability Check Time.....		24
5.5 In-Service Monitoring .....		27
5.6 Statistical Performance Check .....		31
6.0 CONCLUSION .....		62

<b>FCC ID:</b> A3LETWV530		<b>FCC Pt. 15.407 DFS TEST REPORT (MASTER DEVICE) (CLASS II PERM. CHANGE)</b>		<b>Reviewed by:</b> Quality Manager
<b>Test Report S/N:</b> 1M1703270128-02-R1.A3L	<b>Test Dates:</b> 3/24 - 8/23/2017	<b>EUT Type:</b> Indoor Access Point	Page 2 of 62	



# DFS MEASUREMENT REPORT

## FCC Part 15.407





### § 2.1033 General Information



**APPLICANT:** Samsung Electronics Co., Ltd.  
**APPLICANT ADDRESS:** 129, Samsung-ro,  
 Yeongtong-gu, Suwon-si, Gyeonggi-do, 16677, Korea  
**TEST SITE:** PCTEST ENGINEERING LABORATORY, INC.  
**TEST SITE ADDRESS:** 7185 Oakland Mills Road, Columbia, MD 21046 USA  
**FCC RULE PART(S):** Part 15.407(h)  
**BASE MODEL:** ET-WV530  
**FCC ID:** A3LETWV530  
**DEVICE CLASSIFICATION:** Master Device  
**DATE(S) OF TEST:** 3/24 - 8/23/2017  
**TEST REPORT S/N:** 1M1703270128-02-R1.A3L

### Test Facility / Accreditations

Measurements were performed at PCTEST Engineering Lab located in Columbia, MD 21045, U.S.A.



- PCTEST facility is an FCC registered (PCTEST Reg. No. 159966) test facility with the site description report on file and has met all the requirements specified in Section 2.948 of the FCC Rules and Industry Canada (2451B-1).
- PCTEST Lab is accredited to ISO 17025 by U.S. National Institute of Standards and Technology (NIST) under the National Voluntary Laboratory Accreditation Program (NVLAP Lab code: 100431-0) in EMC, FCC and Telecommunications.
- PCTEST Lab is accredited to ISO 17025-2005 by the American Association for Laboratory Accreditation (A2LA) in Specific Absorption Rate (SAR) testing, Hearing Aid Compatibility (HAC) testing, CTIA Test Plans, and wireless testing for FCC and Industry Canada Rules.
- PCTEST Lab is a recognized U.S. Conformity Assessment Body (CAB) in EMC and R&TTE (n.b. 0982) under the U.S.-EU Mutual Recognition Agreement (MRA).
- PCTEST TCB is a Telecommunication Certification Body (TCB) accredited to ISO/IEC Guide 65 by the American National Standards Institute (ANSI) in all scopes of FCC Rules and Industry Canada Standards (RSS).
- PCTEST facility is an IC registered (2451B-1) test laboratory with the site description on file at Industry Canada.
- PCTEST is a CTIA Authorized Test Laboratory (CATL) for AMPS, CDMA, and EvDO wireless devices and for Over-the-Air (OTA) Antenna Performance testing for AMPS, CDMA, GSM, GPRS, EGPRS, UMTS (W-CDMA), CDMA 1xEVDO, and CDMA 1xRTT.

<b>FCC ID:</b> A3LETWV530	 <b>FCC Pt. 15.407 DFS TEST REPORT (MASTER DEVICE)</b> <b>(CLASS II PERM. CHANGE)</b>		<b>Reviewed by:</b> Quality Manager
<b>Test Report S/N:</b> 1M1703270128-02-R1.A3L	<b>Test Dates:</b> 3/24 - 8/23/2017	<b>EUT Type:</b> Indoor Access Point	Page 3 of 62

## 1.0 INTRODUCTION

### 1.1 Scope

This report has been prepared to demonstrate compliance with the requirements for Dynamic Frequency Selection (DFS) as stated in KDB 905462. Testing was performed on the **Samsung Indoor Access Point FCC ID: A3LETWV530**. As of July 20, 2007 all devices operating in the 5250 – 5350 MHz and/or the 5470 – 5725 MHz bands must comply with the DFS requirements. All test results reported herein are applicable to the sample selected for testing. The unit used for testing was supplied by Samsung Electronics Co., Ltd..

### 1.2 Evaluation Procedure



Per KDB 905462, conducted test methodology was used for the DFS evaluation procedure of the **Samsung Indoor Access Point FCC ID: A3LETWV530**.

### 1.3 Summary of Test Results

The **Samsung Indoor Access Point FCC ID: A3LETWV530** was found to be compliant with the requirements for DFS as required for a Master Device per Part 15.407(h) and KDB 905462 D02 v02.

Tests	Verdict
Non-Occupancy Period	Pass
DFS Detection Threshold	Pass
U-NII Detection Bandwidth	Pass
Channel Availability Check(CAC) Time	Pass
Channel Closing Transmission Time	Pass
Channel Move Time	Pass
Statistical Performance Check	Pass

**Table 1-1. DFS Test Results Summary**

FCC ID: A3LETWV530		FCC Pt. 15.407 DFS TEST REPORT (MASTER DEVICE) (CLASS II PERM. CHANGE)		Reviewed by: Quality Manager
Test Report S/N: 1M1703270128-02-R1.A3L	Test Dates: 3/24 - 8/23/2017	EUT Type: Indoor Access Point	Page 4 of 62	

## 2.0 PRODUCT INFORMATION

### 2.1 Equipment Description



The Equipment Under Test (EUT) is the **Samsung Indoor Access Point FCC ID: A3LETWV530**.

**Mode of Operation:**

<b>Master Device</b>	<input checked="" type="checkbox"/>
<b>Client Device (No radar detection)</b>	<input type="checkbox"/>
<b>Client Device with Radar Detection</b>	<input type="checkbox"/>

Description of EUT:	
Operating Frequency Range:	5260 – 5320, 5500 – 5720 MHz
Output Power Range:	13.80 – 20.99 dBm
Antenna Port Used for Conducted Tests:	“5G3” Wifi Port (5GHz Antenna #4)
Average Antenna Gain used for Conducted Tests:	-3.7 dBi (5G Antenna #4)
Peak Gain Antenna Assembly:	4.8 dBi (5G Antenna#2) with antenna connector impedance of 50Ohm.
Conducted Power U-NII 2a:	20.84 dBm
Conducted Power U-NII 2c:	20.99 dBm
Highest EIRP:	20.99 dBm + 9.48 dBi = 30.47 dBm
Lowest EIRP:	13.80 dBm + 1.5 dBi = 15.3 dBm
System Architecture:	IP based (802.11a/n/ac)
Supported Channel Bandwidths:	20, 40, 80, 80+80 MHz
Time required for Master to complete power-on cycle:	40.05s

Antenna Assemblies of EUT:	Peak Antenna Gain @ ~5.5 GHz [dBi]	Average Antenna Gain @ ~5.5 GHz [dBi]
5GHz Antenna 1:	4.3	-2.3
5GHz Antenna 2:	4.8	-1.1
5GHz Antenna 3:	2.5	-2.9
5GHz Antenna 4:	1.5	-3.7

<b>FCC ID:</b> A3LETWV530		<b>FCC Pt. 15.407 DFS TEST REPORT (MASTER DEVICE) (CLASS II PERM. CHANGE)</b>		<b>Reviewed by:</b> Quality Manager
<b>Test Report S/N:</b> 1M1703270128-02-R1.A3L	<b>Test Dates:</b> 3/24 - 8/23/2017	<b>EUT Type:</b> Indoor Access Point	Page 5 of 62	



## 2.2 EUT Capabilities

This device contains the following capabilities:

802.11b/g/n WLAN, 802.11a/n/ac UNII, BT (LE), Zigbee, Zwave

## 2.3 Modifications

No modifications to the EUT were required in order to comply with the DFS specifications.

<b>FCC ID:</b> A3LETWV530		<b>FCC Pt. 15.407 DFS TEST REPORT (MASTER DEVICE) (CLASS II PERM. CHANGE)</b>	 <b>Reviewed by:</b> Quality Manager
<b>Test Report S/N:</b> 1M1703270128-02-R1.A3L	<b>Test Dates:</b> 3/24 - 8/23/2017	<b>EUT Type:</b> Indoor Access Point	Page 6 of 62

## 3.0 DESCRIPTION OF DYNAMIC FREQUENCY SELECTION TEST

### 3.1 Applicability

The following table from KDB 905462 lists the applicable requirements for the DFS testing. The device evaluated in this report is considered a client device without radar detection capability.

Requirement	Operational Mode		
	Master	Client Without Radar Detection	Client With Radar Detection
Non-Occupancy Period	Yes	Not required	Yes
DFS Detection Threshold	Yes	Not required	Yes
Channel Availability Check Time	Yes	Not required	Not required
U-NII Detection Bandwidth	Yes	Not required	Yes

**Table 3-1. DFS Applicability Prior to Use of a Channel**



Requirement	Operational Mode	
	Master or Client With Radar Detection	Client Without Radar Detection
DFS Detection Threshold	Yes	Not required
Channel Closing Transmission Time	Yes	Yes
Channel Move Time	Yes	Yes
U-NII Detection Bandwidth	Yes	Not required

**Table 3-2. DFS Applicability During Normal Operation**

Additional Requirement	Operational Mode	
	Master	Client Without Radar Detection
UNII Detection BW and Statistical Performance Check	All BW modes must be tested	Not required
Channel Move Time and Channel Closing Transmission Time	Test using widest BW mode available	Test using the widest BW mode available for the link
All other tests	Any single BW mode	Not required

**NOTE:** Frequencies selected for statistical performance check should include several frequencies within the radar detection BW and frequencies near the edge of the radar detection BW. For 802.11 devices, it is suggested to select frequencies in each of the bonded 20MHz channels and the channel center frequency.

**Table 3-3. Additional Requirements During Normal Operations for devices with multiple BW's**

FCC ID: A3LETWV530	 PCTEST ENGINEERING LABORATORY, INC.	FCC Pt. 15.407 DFS TEST REPORT (MASTER DEVICE) (CLASS II PERM. CHANGE)		Reviewed by: Quality Manager
Test Report S/N: 1M1703270128-02-R1.A3L	Test Dates: 3/24 - 8/23/2017	EUT Type: Indoor Access Point		Page 7 of 62

### 3.2 Master Device Overview

Per KDB 905462 the following are the requirements for Master Devices:



- a) The *Master Device* will use DFS in order to detect *Radar Waveforms* with received signal strength above the *DFS Detection Threshold* in the 5250 - 5350 MHz and 5470 - 5725 MHz bands. DFS is not required in the 5150 - 5250 MHz or 5725 - 5825 MHz bands.
- b) Before initiating a network on a *Channel*, the *Master Device* will perform a *Channel Availability Check* for a specified time duration (*Channel Availability Check Time*) to ensure that there is no radar system operating on the *Channel*, using DFS described under subsection a) above.
- c) The *Master Device* initiates a U-NII network by transmitting control signals that will enable other U-NII devices to *Associate* with the *Master Device*.
- d) During normal operation, the *Master Device* will monitor the *Channel (In-Service Monitoring)* to ensure that there is no radar system operating on the *Channel*, using DFS described under a).
- e) If the *Master Device* has detected a *Radar Waveform* during *In-Service Monitoring* as described under d), the *Operating Channel* of the U-NII network is no longer an *Available Channel*. The *Master Device* will instruct all associated *Client Device(s)* to stop transmitting on this *Channel* within the *Channel Move Time*. The transmissions during the *Channel Move Time* will be limited to the *Channel Closing Transmission Time*.
- f) Once the *Master Device* has detected a *Radar Waveform* it will not utilize the *Channel* for the duration of the *Non-Occupancy Period*.
- g) If the *Master Device* delegates the *In-Service Monitoring* to a *Client Device*, then the combination will be tested to the requirements described under d) through f) above.

### 3.3 DFS Detection Threshold Values

The DFS detection thresholds are defined for Master devices and Client Devices with In-service monitoring. These detection thresholds are listed in the following table.

Maximum Transmit Power	Value (See Notes 1 and 2)
EIRP ≥ 200 milliwatt	-64 dBm
EIRP < 200 milliwatt and psd < 10dBm/MHz	-62 dBm
EIRP < 200 milliwatt that do not meet the power spectral density requirement.	-64 dBm
Note 1: This is the level at the input of the receiver assuming a 0 dBi receive antenna. Note 2: Throughout these test procedures an additional 1 dB has been added to the amplitude of the test transmission waveforms to account for variations in measurement equipment. This will ensure that the test signal is at or above the detection threshold level to trigger a DFS response. Note 3: EIRP is based on the highest antenna gain. For MIMO devices refer to KDB Publication 662911 D01.	

**Table 3-4: Detection Thresholds for Master Devices and Client Devices with Radar Detection**

FCC ID: A3LETWV530		FCC Pt. 15.407 DFS TEST REPORT (MASTER DEVICE) (CLASS II PERM. CHANGE)		Reviewed by: Quality Manager
Test Report S/N: 1M1703270128-02-R1.A3L	Test Dates: 3/24 - 8/23/2017	EUT Type: Indoor Access Point	Page 8 of 62	





### 3.4 Response Requirements

Requirements for both Master and Client device are listed in the following table.

Parameter	Value
Non-occupancy period	Minimum 30 minutes
Channel Availability Check Time	60 seconds
Channel Move Time	10 seconds. See Note 1.
Channel Closing Transmission Time	200 milliseconds + an aggregate of 60 milliseconds over remaining 10 second period. See Notes 1 and 2.
U-NII Detection Bandwidth	Minimum 100% of the U- NII 99% transmission power bandwidth. See Note 3.
<p><b>Note 1:</b> Channel Move Time and the Channel Closing Transmission Time should be performed with Radar Type 0. The measurement timing begins at the end of the Radar Type 0 burst.</p> <p><b>Note 2:</b> The Channel Closing Transmission Time is comprised of 200 milliseconds starting at the beginning of the Channel Move Time plus any additional intermittent control signals required to facilitate a Channel move (an aggregate of 60 milliseconds) during the remainder of the 10 second period. The aggregate duration of control signals will not count quiet periods in between transmissions.</p> <p><b>Note 3:</b> During the U-NII Detection Bandwidth detection test, radar type 0 should be used. For each frequency step the minimum percentage of detection is 90 percent. Measurements are performed with no data traffic.</p>	

**Table 3-5: DFS Response Requirements**



FCC ID: A3LETWV530		FCC Pt. 15.407 DFS TEST REPORT (MASTER DEVICE) (CLASS II PERM. CHANGE)		Reviewed by: Quality Manager
Test Report S/N: 1M1703270128-02-R1.A3L	Test Dates: 3/24 - 8/23/2017	EUT Type: Indoor Access Point	Page 9 of 62	

### 3.5 Radar Test Waveforms

This section provides the parameters for required test waveforms, minimum percentage of successful detections, and the minimum number of trials that must be used for determining DFS conformance. Step intervals of 0.1 microsecond for Pulse Width, 1 microsecond for PRI, 1 MHz for chirp width and 1 for the number of pulses will be utilized for the random determination of specific test waveforms.

Radar Type	Pulse Width (μsec)	PRI (μsec)	Number of Pulses	Minimum Percentage of Successful Detection	Minimum Number of Trials
0	1	1428	18	See Note 1	See Note 1
1	1	Test A: 15 unique PRI values randomly selected from the list of 23 PRI values from Table 5a of KDB 905462	See KDB 905462	60%	30
		Test B: 15 unique PRI values randomly selected within the range of 518-3066 usec, with a minimum increment of 1 usec, excluding PRI values selected in Test A			
2	1-5	150-230	23-29	60%	30
3	6-10	200-500	16-18	60%	30
4	11-20	200-500	12-16	60%	30
Aggregate (Radar Types 1-4)				80%	120
<b>NOTE 1:</b> Short Pulse Radar Type 0 should be used for the detection bandwidth test, channel move time, and channel closing time tests.					

**Table 3-6: Short Pulse Radar Waveforms**

FCC ID: A3LETWV530		FCC Pt. 15.407 DFS TEST REPORT (MASTER DEVICE) (CLASS II PERM. CHANGE)		Reviewed by: Quality Manager
Test Report S/N: 1M1703270128-02-R1.A3L	Test Dates: 3/24 - 8/23/2017	EUT Type: Indoor Access Point	Page 10 of 62	

Radar Type	Pulse Width (µsec)	Chirp Width (MHz)	PRI (µsec)	Number of Pulses per Burst	Number of Bursts	Minimum Percentage of Successful Detection	Minimum Number of Trials
5	50 - 100	5 - 20	1000-2000	1 - 3	8 - 20	80%	30

**Table 3-7. Long Pulse Radar Waveforms**



**Note:**

For Radar Type 5: Three subsets of trials were performed with a minimum of ten trials per subset. The subset of trials differ in where the Long Pulse Type 5 Signal is tuned in frequency:

- a) Subset#1: the Channel center frequency;
- b) Subset#2: tuned frequencies such that 90% of the Long Pulse Type 5 frequency modulation is within the low edge of the UUT Occupied Bandwidth;
- and
- c) Subset#3: tuned frequencies such that 90% of the Long Pulse Type 5 frequency modulation is within the high edge of the UUT Occupied Bandwidth.

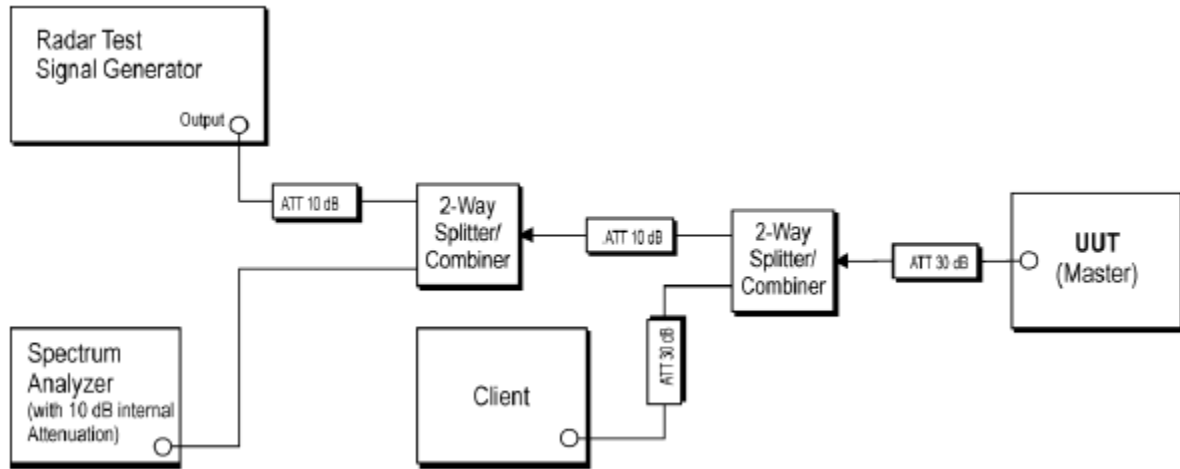
Radar Type	Pulse Width (µsec)	PRI (µsec)	Pulses per Hop	Hopping Rate (kHz)	Hopping Sequence Length (msec)	Minimum Percentage of Successful Detection	Minimum Number of Trials
6	1	333	9	0.333	300	70%	30

**Table 3-8. Frequency Hopping Radar Waveforms**

FCC ID: A3LETWV530		FCC Pt. 15.407 DFS TEST REPORT (MASTER DEVICE) (CLASS II PERM. CHANGE)		Reviewed by: Quality Manager
Test Report S/N: 1M1703270128-02-R1.A3L	Test Dates: 3/24 - 8/23/2017	EUT Type: Indoor Access Point		Page 11 of 62



### 3.6 Procedure and Test Setup

KDB 905462 describes a radiated test setup and a conducted test setup. The conducted test setup was used for testing reported herein. Figure 3-1 below shows the typical test setup.



**Figure 3-1. Example of Conducted Test Setup for DFS Master Device**

1. The “Aeroflex PXI DFS Radar Simulator and Analyzer Test Suite” is setup to provide a simulated radar pulse at the frequency that the Master and Client are operating.
2. Testing is set up per the diagram in Figure 3-1 and communications between the Master device and the Client is established.
3. Once WIFI connection is established between Master and Client, the program “iperf.exe” is used to stream data from the Master to the Client to properly load the network (17%).
4. The “Aeroflex PXI DFS Radar Simulator and Analyzer Test Suite” is set to generate radars type 0 – 6 as specified in KDB 905462.

FCC ID: A3LETWV530		FCC Pt. 15.407 DFS TEST REPORT (MASTER DEVICE) (CLASS II PERM. CHANGE)	 Reviewed by: Quality Manager
Test Report S/N: 1M1703270128-02-R1.A3L	Test Dates: 3/24 - 8/23/2017	EUT Type: Indoor Access Point	Page 12 of 62

## 4.0 TEST EQUIPMENT

Test Equipment Calibration is traceable to the National Institute of Standards and Technology (NIST).

Manufacturer	Model	Description	Cal Date	Cal Interval	Cal Due	Serial Number
Agilent	N9038A	MXE EMI Receiver	4/26/2017	Annual	4/26/2018	MY51210133
Aeroflex	PXI 82531	PXI DFS Radar Simulator & Analyzer	9/22/2016	Biennial	9/22/2018	1082329



**Table 4-1. Annual Test Equipment Calibration Schedule**

### 4.1 Additional Equipment

The following equipment was used in support of the DFS testing.

Device	Manufacturer	Model	Description	S/N:
Client	Apple	A145 Macbook Air	802.11 Laptop	C02RGF2JGFWM

**Table 4-2. Support Equipment**

FCC ID: A3LETWV530		FCC Pt. 15.407 DFS TEST REPORT (MASTER DEVICE) (CLASS II PERM. CHANGE)		Reviewed by: Quality Manager
Test Report S/N: 1M1703270128-02-R1.A3L	Test Dates: 3/24 - 8/23/2017	EUT Type: Indoor Access Point	Page 13 of 62	

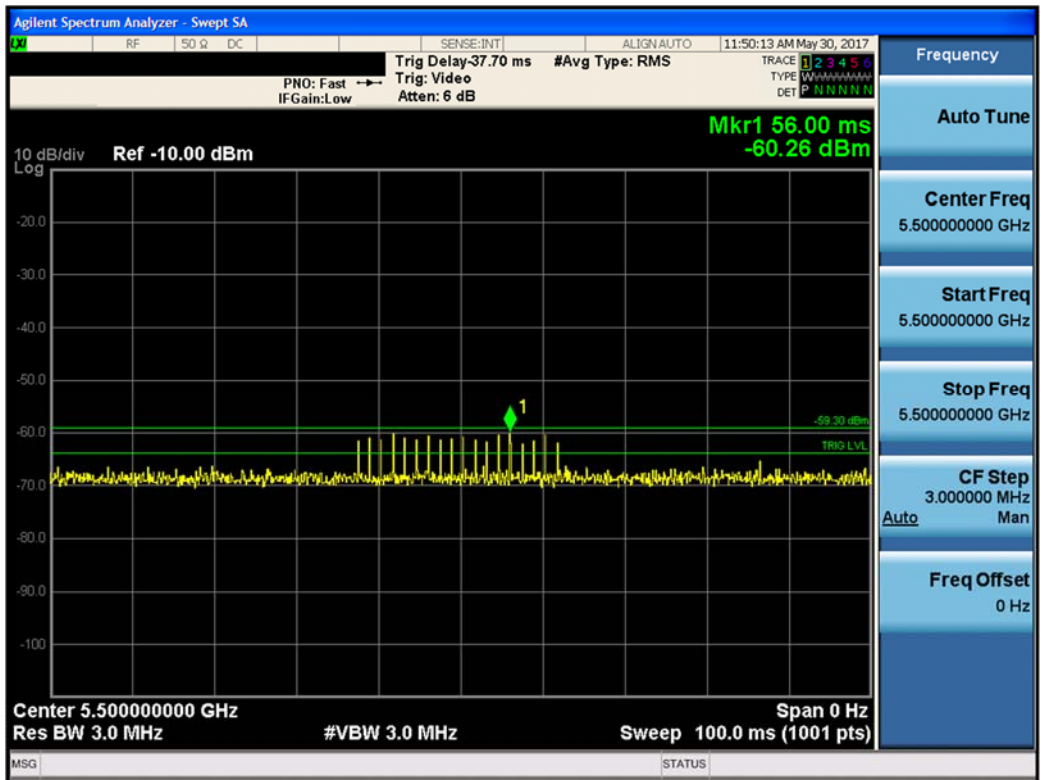
## 5.0 TEST RESULTS

### 5.1 Radar Waveform Calibration

Radar waveforms signal levels were calibrated to ensure that the detection threshold of -64 dBm is achieved, since the EIRP > 200mW. The RF cable, which during normal testing would be connected to the master EUT device, is connected to a spectrum analyzer with zero span, peak detector, and 3MHz RBW and VBW. The level measured by the spectrum analyzer is the level to which the master device would receive the radar waveform.

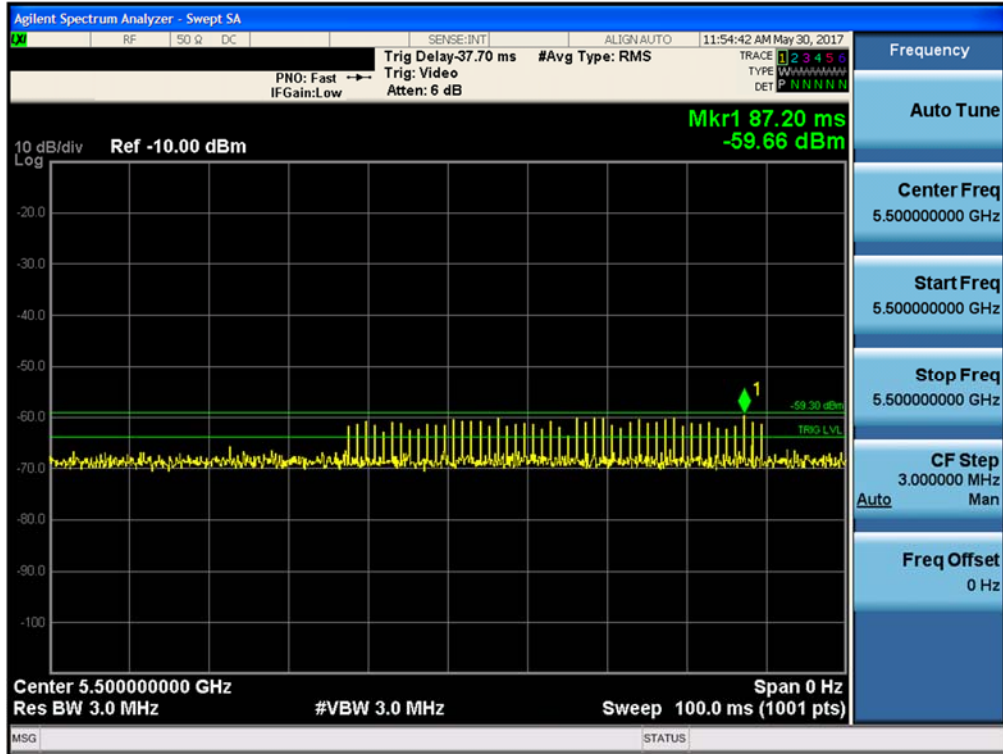
**Note:** The minimum average antenna gain of -3.7 dBi (please see Section 2.1) was factored into the detection threshold level during testing. Since the detection threshold values in Table 3 of KDB 905462 are based on 0dBi receive antenna gain, the detection threshold was adjusted to account for the -3.7 dBi antenna gain. Additionally, 1dB was added per Note 2 of Table 3 in KDB 905462.

$$\text{Detection threshold} = -64 \text{ dBm} - (-3.7\text{dBi}) + 1 \text{ dB} = -59.3 \text{ dBm}$$

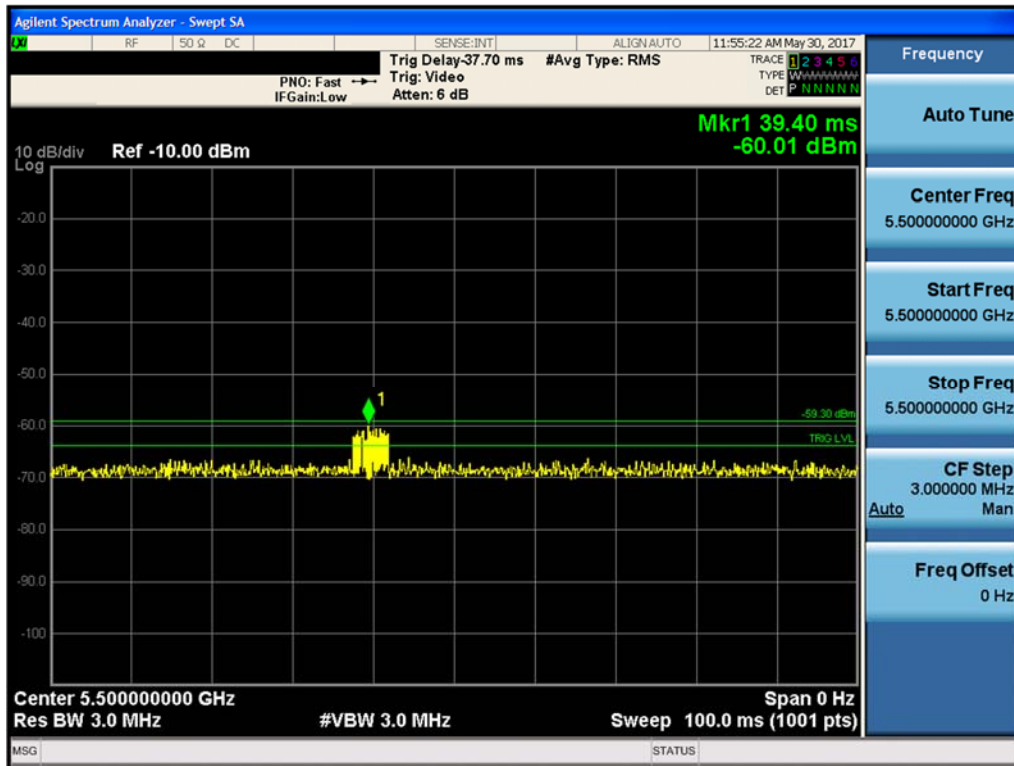


Plot 5-1. Radar Type 0 Calibration

FCC ID: A3LETWV530		FCC Pt. 15.407 DFS TEST REPORT (MASTER DEVICE) (CLASS II PERM. CHANGE)		Reviewed by: Quality Manager
Test Report S/N: 1M1703270128-02-R1.A3L	Test Dates: 3/24 - 8/23/2017	EUT Type: Indoor Access Point		Page 14 of 62

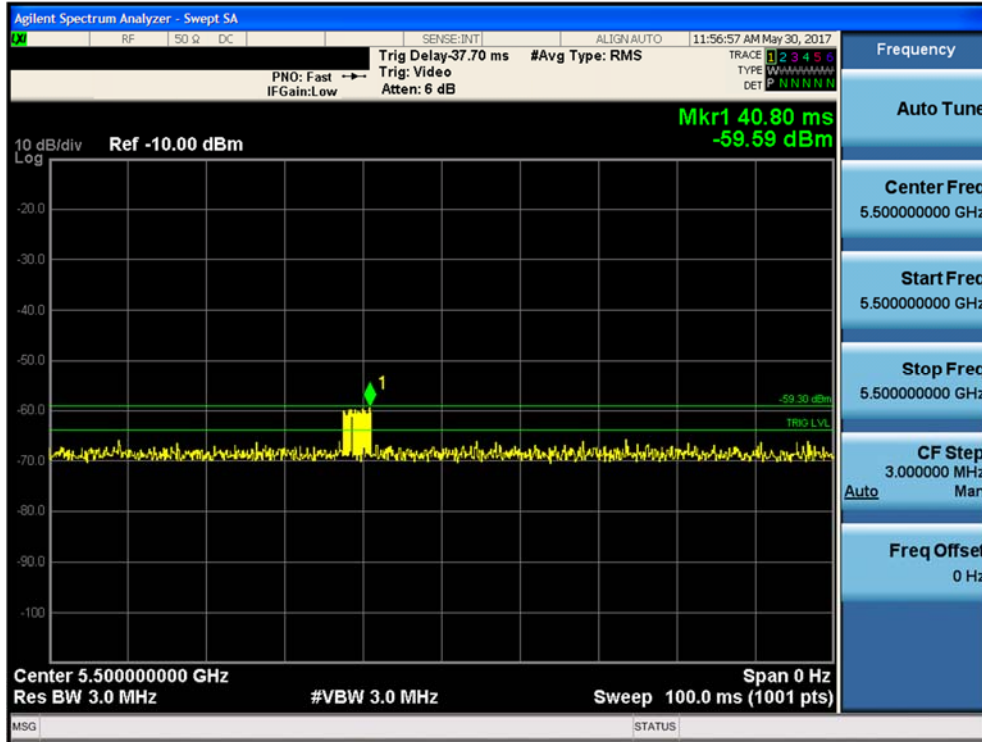


Plot 5-2. Radar Type 1 Calibration

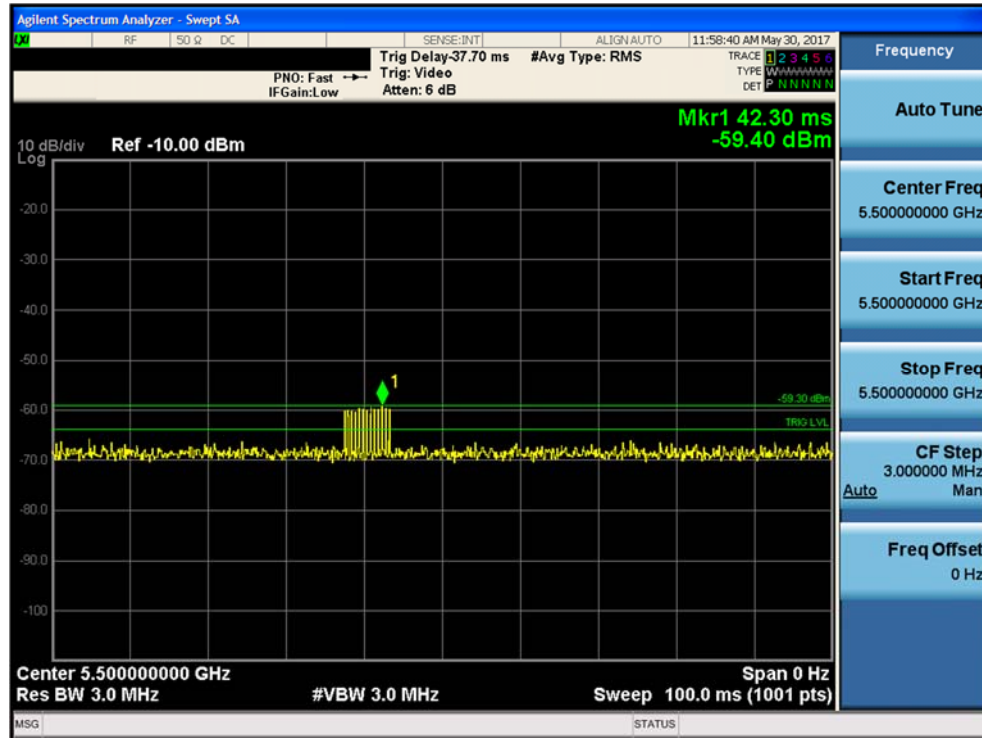


Plot 5-3. Radar Type 2 Calibration

FCC ID: A3LETWV530		FCC Pt. 15.407 DFS TEST REPORT (MASTER DEVICE) (CLASS II PERM. CHANGE)		Reviewed by: Quality Manager
Test Report S/N: 1M1703270128-02-R1.A3L	Test Dates: 3/24 - 8/23/2017	EUT Type: Indoor Access Point		Page 15 of 62



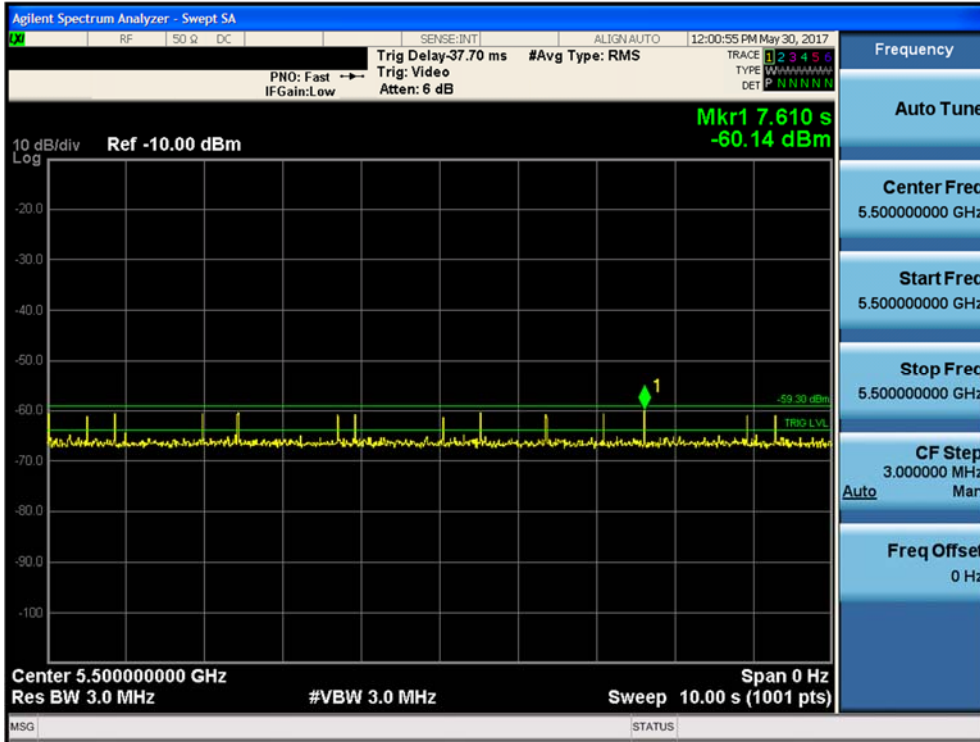
Plot 5-4. Radar Type 3 Calibration



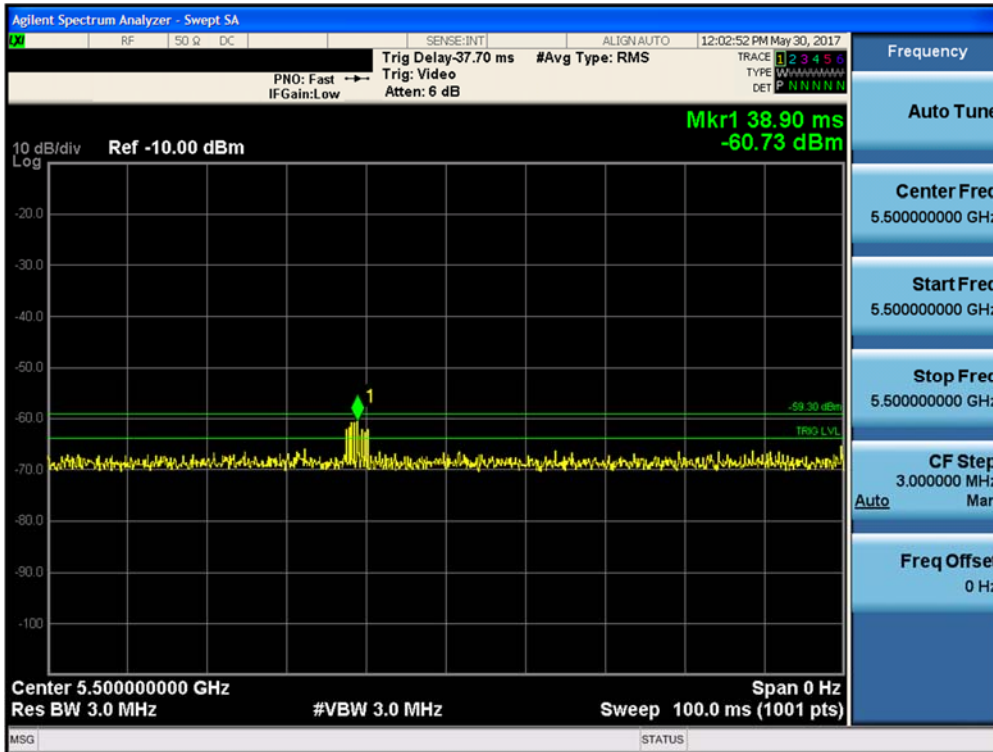
Plot 5-5. Radar Type 4 Calibration

FCC ID: A3LETWV530		FCC Pt. 15.407 DFS TEST REPORT (MASTER DEVICE) (CLASS II PERM. CHANGE)		Reviewed by: Quality Manager
Test Report S/N: 1M1703270128-02-R1.A3L	Test Dates: 3/24 - 8/23/2017	EUT Type: Indoor Access Point		Page 16 of 62





Plot 5-6. Radar Type 5 Calibration



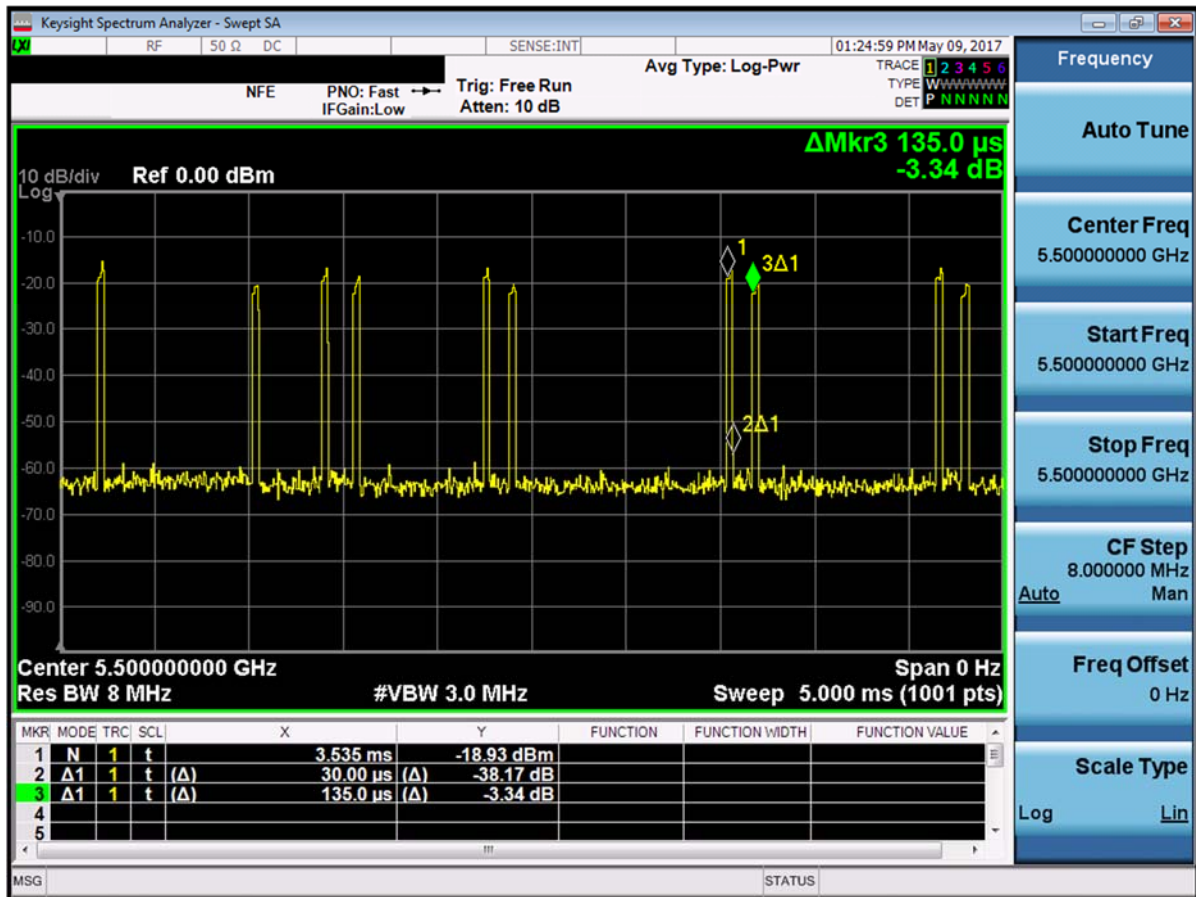
Plot 5-7. Radar Type 6 Calibration

FCC ID: A3LETWV530	PCTEST ENGINEERING LABORATORY, INC.	FCC Pt. 15.407 DFS TEST REPORT (MASTER DEVICE) (CLASS II PERM. CHANGE)		Reviewed by: Quality Manager
Test Report S/N: 1M1703270128-02-R1.A3L	Test Dates: 3/24 - 8/23/2017	EUT Type: Indoor Access Point		Page 17 of 62

## 5.2 Channel Loading

Per KDB 905462, timing plots with calculations are required to demonstrate a minimum channel loading of approximately 17% or greater. A zero span spectrum analyzer plot is used to approximate the channel loading time.

$$\text{Channel Loading} = \text{Pulse Width} / \text{Period} = 30 \mu\text{s} / 135 \mu\text{s} = 22.2 \%$$



Plot 5-8. Channel Loading Time

FCC ID: A3LETWV530		FCC Pt. 15.407 DFS TEST REPORT (MASTER DEVICE) (CLASS II PERM. CHANGE)		Reviewed by: Quality Manager
Test Report S/N: 1M1703270128-02-R1.A3L	Test Dates: 3/24 - 8/23/2017	EUT Type: Indoor Access Point		Page 18 of 62

### 5.3 UNII Detection Bandwidth

All UNII 20MHz channels for this device have identical channel bandwidths, all 40MHz channels have identical channel bandwidths, and all 80MHz channels have identical channel bandwidths. All UNII detection bandwidth tests were done at 5500MHz. Please see UNII report for 26dB Bandwidth plot which also includes the 99% power bandwidth.

The UUT was setup as a standalone device with no associated client and no traffic.

Per KDB 905462, Radar Type 0 was used for all UNII detection bandwidth tests. The EUT must detect the radar waveform at least 90% of the time. Test procedure used is KDB 905462. UNII detection bandwidth is calculated as follows:



$$\text{UNII Detection BW} = \text{FH} - \text{FL}$$

UNII Detection BW must be 100% of the 99% power bandwidth.

Summary to UNII Detection Bandwidth results:



802.11 Bandwidth [MHz]	99% power Bandwidth [MHz]	UNII Detection Bandwidth [MHz]	Verdict
20	17.6	20	PASS
40	36.0	40	PASS
80	75.7	80	PASS
80+80 (Ch58)	75.7	80	PASS
80+80 (Ch106)	75.7	80	PASS

**Table 5-1. UNII Detection BW Summary Table**

<b>FCC ID:</b> A3LETWV530		<b>FCC Pt. 15.407 DFS TEST REPORT (MASTER DEVICE) (CLASS II PERM. CHANGE)</b>		<b>Reviewed by:</b> Quality Manager
<b>Test Report S/N:</b> 1M1703270128-02-R1.A3L	<b>Test Dates:</b> 3/24 - 8/23/2017	<b>EUT Type:</b> Indoor Access Point		Page 19 of 62



20MHz Detection Bandwidth Trials (1 = Detection, 0 = No Detection)													Detection Bandwidth (MHz)	Limit (MHz)
Radar Freq	1	2	3	4	5	6	7	8	9	10	Detection Rate (%)			
5490	1	1	1	0	1	1	1	1	1	1	90%	20	17.6	
5491	1	1	1	1	1	1	1	1	1	1	100%			
5492	1	1	1	1	1	1	1	1	1	1	100%			
5493	1	1	1	1	1	1	1	1	1	1	100%			
5494	1	1	1	1	0	1	1	1	1	1	90%			
5495	1	1	1	1	1	1	1	0	1	1	90%			
5496	1	1	1	0	1	1	1	1	1	1	90%			
5497	1	1	1	1	1	1	1	1	1	1	100%			
5498	1	1	1	1	1	1	1	1	1	0	90%			
5499	1	1	1	1	1	1	1	1	1	1	100%			
5500	1	1	1	1	1	1	1	1	1	1	100%			
5501	0	1	1	1	1	1	1	1	1	1	90%			
5502	1	0	1	1	1	1	1	1	1	1	90%			
5503	1	1	1	1	1	1	1	0	1	1	90%			
5504	1	1	1	1	0	1	1	1	1	1	90%			
5505	1	1	1	1	1	1	1	1	1	1	100%			
5506	1	1	1	1	1	1	1	1	1	1	100%			
5507	1	1	1	1	1	1	1	1	1	1	100%			
5508	1	1	1	1	1	1	1	1	1	1	100%			
5509	0	1	1	1	1	1	1	1	1	1	90%			
5510	1	1	1	1	0	1	1	1	1	1	90%			

**Table 5-2. 20MHz UNII Detection Bandwidth Data**

<b>FCC ID:</b> A3LETWV530		<b>FCC Pt. 15.407 DFS TEST REPORT (MASTER DEVICE) (CLASS II PERM. CHANGE)</b>		<b>Reviewed by:</b> Quality Manager
<b>Test Report S/N:</b> 1M1703270128-02-R1.A3L	<b>Test Dates:</b> 3/24 - 8/23/2017	<b>EUT Type:</b> Indoor Access Point	Page 20 of 62	

40MHz Detection Bandwidth Trials (1 = Detection, 0 = No Detection)													
Radar Freq	1	2	3	4	5	6	7	8	9	10	Detection Rate (%)	Detection Bandwidth	Limit (MHz)
5490	1	1	1	1	1	1	1	1	1	1	100%	40	36.0
5491	1	1	1	1	1	1	1	1	1	1	100%		
5492	0	1	1	1	1	1	1	1	1	1	90%		
5493	1	1	1	1	1	1	1	1	1	1	100%		
5494	1	1	1	1	1	1	1	1	1	1	100%		
5495	1	1	1	1	1	1	1	1	1	1	100%		
5496	1	0	1	1	1	1	1	1	1	1	90%		
5497	1	1	1	1	0	1	1	1	1	1	90%		
5498	1	1	1	1	1	1	1	1	1	1	100%		
5499	1	1	1	1	1	1	1	1	1	1	100%		
5500	1	1	1	1	1	1	1	1	1	1	100%		
5501	1	1	1	1	1	1	1	1	1	1	100%		
5502	1	1	1	1	1	1	1	1	1	1	100%		
5503	0	1	1	1	1	1	1	1	1	1	90%		
5504	1	1	1	1	1	1	1	1	1	1	100%		
5505	1	1	1	1	1	1	1	1	1	1	100%		
5506	1	1	1	1	1	1	1	1	1	1	100%		
5507	1	1	1	1	1	1	1	1	1	1	100%		
5508	1	1	1	1	1	0	1	1	1	1	90%		
5509	1	1	1	1	1	1	1	1	1	1	100%		
5510	1	1	1	1	1	1	1	1	1	1	100%		
5511	1	1	1	1	1	0	1	1	1	1	90%		
5512	1	1	1	1	1	1	1	1	1	1	100%		
5513	1	1	1	1	1	1	1	1	1	1	100%		
5514	1	1	1	1	1	1	1	1	1	1	100%		
5515	1	1	1	1	1	1	1	1	1	1	100%		
5516	1	1	1	1	1	1	1	1	1	1	100%		
5517	1	1	1	1	1	1	1	1	1	1	100%		
5518	1	1	1	1	1	1	1	0	1	1	90%		
5519	1	1	1	1	1	1	1	1	1	1	100%		
5520	1	1	1	1	1	1	1	1	1	1	100%		
5521	1	1	1	1	1	1	1	1	1	1	100%		
5522	1	1	1	1	1	1	1	1	1	1	100%		
5523	1	1	1	1	1	1	1	1	1	1	100%		
5524	1	1	1	1	1	1	1	1	1	1	100%		
5525	1	1	1	1	1	1	1	1	1	1	100%		
5526	1	1	1	1	1	1	1	1	1	1	100%		
5527	1	1	1	1	1	1	1	1	1	1	100%		
5528	1	1	1	1	1	1	1	1	1	1	100%		
5529	1	1	1	1	1	1	1	1	1	1	100%		
5530	1	1	1	1	1	1	1	1	1	1	100%		

**Table 5-3. 40MHz UNII Detection Bandwidth Data**

FCC ID: A3LETWV530		FCC Pt. 15.407 DFS TEST REPORT (MASTER DEVICE) (CLASS II PERM. CHANGE)		Reviewed by: Quality Manager
Test Report S/N: 1M1703270128-02-R1.A3L	Test Dates: 3/24 - 8/23/2017	EUT Type: Indoor Access Point	Page 21 of 62	

80MHz Detection Bandwidth Trials (1 = Detection, 0 = No Detection)												Detection Rate (%)	Detection Bandwidth	Limit (MHz)
Radar Freq	1	2	3	4	5	6	7	8	9	10				
5490	1	1	1	1	1	1	1	1	1	1	100%			
5491	1	0	1	1	1	1	1	1	1	1	90%			
5492	1	1	1	1	1	1	1	1	1	0	90%			
5493	1	1	1	1	1	1	1	1	1	1	100%			
5494	1	1	1	1	1	1	1	1	1	1	100%			
5495	1	1	1	1	1	1	1	1	1	1	100%			
5496	1	1	1	0	1	1	1	1	1	1	90%			
5497	1	1	1	1	1	1	1	1	1	1	100%			
5498	1	1	1	1	1	1	1	1	1	1	100%			
5499	1	1	1	1	1	1	1	1	1	1	100%			
5500	1	1	1	1	1	0	1	1	1	1	90%			
5501	1	0	1	1	1	1	1	1	1	1	90%			
5502	1	1	0	1	1	1	1	1	1	1	90%			
5503	1	1	1	1	1	1	1	1	1	1	100%			
5504	1	1	1	1	1	1	1	1	1	1	100%			
5505	1	1	1	1	1	1	1	1	1	0	90%			
5506	1	1	1	1	1	1	1	1	1	1	100%			
5507	1	1	1	1	1	1	1	1	1	1	100%			
5508	1	1	1	1	1	1	1	1	1	1	100%			
5509	1	0	1	1	1	1	1	1	1	1	90%			
5510	1	1	1	1	1	1	1	1	1	1	100%			
5511	1	1	1	1	1	1	1	1	1	1	100%			
5512	1	1	1	1	1	1	1	1	1	1	100%			
5513	1	1	1	1	0	1	1	1	1	1	90%			
5514	1	1	1	1	1	1	1	1	1	0	90%			
5515	1	1	1	1	1	1	1	1	1	1	100%			
5516	1	1	1	1	1	1	1	1	1	1	100%			
5517	1	1	1	1	1	1	1	1	1	1	100%			
5518	1	1	1	1	1	1	1	1	1	1	100%			
5519	1	1	1	1	1	0	1	1	1	1	90%			
5520	1	1	1	1	1	1	1	1	1	1	100%			
5521	1	1	1	1	1	1	1	1	1	1	100%			
5522	1	1	1	1	1	1	0	1	1	1	90%			
5523	1	1	1	1	1	1	1	1	1	1	100%			
5524	1	1	1	1	1	1	1	1	1	1	100%			
5525	1	1	1	1	1	1	1	1	1	1	100%			
5526	1	1	1	1	1	1	1	1	1	1	100%			
5527	1	1	0	1	1	1	1	1	1	1	90%			
5528	1	1	1	1	1	0	1	1	1	1	90%			
5529	1	1	1	1	1	1	1	1	1	1	100%			
5530	1	1	1	1	1	1	1	1	1	1	100%			
5531	1	1	1	1	1	1	1	1	1	1	100%			
5532	1	1	1	1	1	1	1	1	1	1	100%			
5533	1	1	1	1	0	1	1	1	1	1	90%			
5534	1	1	1	1	1	1	1	1	1	1	100%			
5535	1	1	1	1	1	1	1	1	1	1	100%			
5536	1	1	1	1	1	1	1	0	1	1	90%			
5537	1	1	1	1	1	1	1	1	0	1	90%			
5538	1	1	1	1	1	1	1	1	1	1	100%			
5539	1	1	1	1	1	1	1	1	1	1	100%			
5540	1	1	1	1	1	1	1	1	0	1	90%			
5541	1	1	1	1	0	1	1	1	1	1	90%			
5542	1	1	1	0	1	1	1	1	1	1	90%			
5543	1	1	1	1	1	1	1	1	1	0	90%			
5544	1	1	1	0	1	1	1	1	1	1	90%			
5545	1	1	1	1	1	1	1	1	1	1	100%			
5546	1	1	0	1	1	1	1	1	1	1	90%			
5547	1	1	1	1	0	1	1	1	1	1	90%			
5548	1	1	1	1	1	1	1	1	1	1	100%			
5549	1	1	1	1	1	1	1	1	1	1	100%			
5550	1	1	1	1	1	1	1	1	1	1	100%			
5551	1	1	1	1	1	1	1	1	1	0	90%			
5552	1	1	1	1	1	1	1	1	1	1	100%			
5553	1	1	1	1	1	0	1	1	1	1	90%			
5554	1	1	1	1	1	1	1	1	1	1	100%			
5555	1	0	1	1	1	1	1	1	1	1	90%			
5556	1	1	1	1	1	1	1	1	1	1	100%			
5557	1	1	1	1	1	1	1	1	1	1	100%			
5558	1	1	1	1	1	1	1	1	1	0	90%			
5559	1	1	1	1	1	1	0	1	1	1	90%			
5560	1	1	1	1	1	1	1	1	1	1	100%			
5561	1	0	1	1	1	1	1	1	1	1	90%			
5562	1	1	1	1	1	1	1	1	1	1	100%			
5563	1	1	1	1	1	1	1	1	1	1	100%			
5564	1	1	1	1	1	1	1	1	1	1	100%			
5565	1	1	1	1	1	1	1	1	1	1	100%			
5566	1	1	1	1	1	1	1	1	1	1	100%			
5567	1	1	1	1	1	1	1	1	1	1	100%			
5568	1	1	1	1	1	1	1	1	1	1	100%			
5569	1	1	1	1	1	1	1	1	1	1	100%			
5570	1	1	1	1	1	1	0	1	1	1	90%			

80 75.7

**Table 5-4. 80MHz UNII Detection Bandwidth Data**



FCC ID: A3LETWV530		FCC Pt. 15.407 DFS TEST REPORT (MASTER DEVICE) (CLASS II PERM. CHANGE)		Reviewed by: Quality Manager
Test Report S/N: 1M1703270128-02-R1.A3L	Test Dates: 3/24 - 8/23/2017	EUT Type: Indoor Access Point		Page 22 of 62

80+80MHz Part 1 (Channel 58) Detection Bandwidth Trials (1 = Detection, 0 = No Detection)													
Radar Freq	1	2	3	4	5	6	7	8	9	10	Detection Rate (%)	Detection Bandwidth	Limit (MHz)
5250	1	1	0	1	1	1	1	1	1	1	90%	80	75.7
5255	1	1	1	1	1	1	1	1	1	1	100%		
5260	1	1	1	1	1	1	1	1	1	1	100%		
5265	1	1	1	1	1	1	1	1	1	1	100%		
5270	1	1	1	1	1	1	1	1	1	1	100%		
5275	1	1	1	1	1	1	1	1	1	1	100%		
5280	1	1	1	1	1	1	1	1	1	1	100%		
5285	1	1	1	1	1	1	1	1	1	1	100%		
5290	1	1	1	1	1	1	1	1	1	1	100%		
5295	1	1	1	1	1	1	1	1	1	1	100%		
5300	1	1	1	1	1	1	1	1	1	1	100%		
5305	1	1	1	1	1	1	1	1	1	1	100%		
5310	1	1	1	1	1	1	1	1	1	1	100%		
5315	1	1	1	1	1	1	1	1	1	1	100%		
5320	1	1	1	1	1	1	1	1	1	1	100%		
5325	1	1	1	1	1	1	1	1	1	1	100%		
5330	1	1	1	1	1	1	1	1	1	1	100%		

Table 5-5. 80+80MHz Channel 58 UNII Detection Bandwidth Data

80+80MHz Part 2 (Channel 106) Detection Bandwidth Trials (1 = Detection, 0 = No Detection)													
Radar Freq	1	2	3	4	5	6	7	8	9	10	Detection Rate (%)	Detection Bandwidth	Limit (MHz)
5490	1	1	1	1	1	1	1	1	1	1	100%	80	75.7
5495	1	1	1	1	1	1	1	1	1	1	100%		
5500	1	1	1	1	1	1	1	1	1	1	100%		
5505	1	1	1	1	1	1	1	1	1	1	100%		
5510	1	1	1	1	1	1	1	1	1	1	100%		
5515	1	1	1	1	1	1	1	1	1	1	100%		
5520	1	1	1	1	1	1	1	1	1	1	100%		
5525	1	1	1	1	1	1	1	1	1	1	100%		
5530	1	1	1	1	1	1	1	1	1	1	100%		
5535	1	1	1	1	1	1	1	1	1	1	100%		
5540	1	1	1	1	1	1	1	1	1	1	100%		
5545	1	1	1	1	1	1	1	1	1	1	100%		
5550	1	1	1	1	1	1	1	1	1	1	100%		
5555	1	1	1	1	1	1	1	1	1	1	100%		
5560	1	1	1	1	1	1	1	1	1	1	100%		
5565	1	1	1	1	1	1	1	1	1	1	100%		
5570	1	1	1	1	1	1	1	1	1	1	100%		

Table 5-6. 80+80MHz Channel 106 UNII Detection Bandwidth Data

FCC ID: A3LETWV530		FCC Pt. 15.407 DFS TEST REPORT (MASTER DEVICE) (CLASS II PERM. CHANGE)		Reviewed by: Quality Manager
Test Report S/N: 1M1703270128-02-R1.A3L	Test Dates: 3/24 - 8/23/2017	EUT Type: Indoor Access Point	Page 23 of 62	

## 5.4 Channel Availability Check Time

### 5.4.1 Initial Channel Availability Check Time

The Initial *Channel Availability Check Time* tests that the UUT does not emit beacon, control, or data signals on the test *Channel* until the power-up sequence has been completed and the U-NII device checks for *Radar Waveforms* for one minute on the test *Channel*. This test does not use any *Radar Waveforms* and only needs to be performed one time.



Plot 5-9. Initial CAC Time

**Note:** Marker 1 is set at the time when the EUT is plugged in (powered on). As shown, there is 96.15 seconds of elapsed time before the EUT transmits on the test channel.

FCC ID: A3LETWV530		FCC Pt. 15.407 DFS TEST REPORT (MASTER DEVICE) (CLASS II PERM. CHANGE)		Reviewed by: Quality Manager
Test Report S/N: 1M1703270128-02-R1.A3L	Test Dates: 3/24 - 8/23/2017	EUT Type: Indoor Access Point		Page 24 of 62



### 5.4.2 Radar Burst at the Beginning of the Channel Availability Check Time

The plot below verifies successful radar detection on the test *Channel* during a period equal to the *Channel Availability Check Time* and avoidance of operation on that *Channel* when a radar *Burst* with a level equal to the *DFS Detection Threshold* + 1 dB occurs at the beginning of the *Channel Availability Check Time*.



Plot 5-10. Radar Burst at Beginning CAC Time

**Note:**

1. Marker 1 is set at the time when the EUT is plugged in (powered on).
2. Marker 2 is set at the end of the power on sequence.
3. Marker 3 is set at the radar burst.
4. Marker 4 is set 60 sec after the end of the power on sequence. As shown the device spends 60 seconds scanning the channel prior to transmission and detects the radar.
5. Radar Type 0 was used for this test.

FCC ID: A3LETWV530	PCTEST ENGINEERING LABORATORY, INC.	FCC Pt. 15.407 DFS TEST REPORT (MASTER DEVICE) (CLASS II PERM. CHANGE)		Reviewed by: Quality Manager
Test Report S/N: 1M1703270128-02-R1.A3L	Test Dates: 3/24 - 8/23/2017	EUT Type: Indoor Access Point		Page 25 of 62

### 5.4.3 Radar Bust at the End of the Channel Availability Check Time

The plot below verifies successful radar detection on the test *Channel* during a period equal to the *Channel Availability Check Time* and avoidance of operation on that *Channel* when a radar *Burst* with a level equal to the *DFS Detection Threshold* + 1dB occurs at the end of the *Channel Availability Check Time*.



Plot 5-11. Radar Burst at End of CAC Time

**Note:**

1. Marker 1 is set at the time when the EUT is plugged in (powered on).
2. Marker 2 is set at the end of the power on sequence.
3. Marker 3 is set at the radar burst.
4. Marker 4 is set 60 sec after the end of the power on sequence. As shown the device spends 60 seconds scanning the channel prior to transmission and detects the radar.
5. Radar Type 0 was used for this test.

FCC ID: A3LETWV530	PCTEST ENGINEERING LABORATORY, INC.	FCC Pt. 15.407 DFS TEST REPORT (MASTER DEVICE) (CLASS II PERM. CHANGE)		Reviewed by: Quality Manager
Test Report S/N: 1M1703270128-02-R1.A3L	Test Dates: 3/24 - 8/23/2017	EUT Type: Indoor Access Point		Page 26 of 62

## 5.5 In-Service Monitoring

### 5.5.1 Channel Move Time and Channel Closing Transmission Time

While the master is associated with a client and actively streaming a data to the client, channel move time and channel closing transmission time ensures that the master EUT device detects the radar and changes channels within the required amount of time. Per KDB 905462, radar type 0 was used for this test. Please see the following definitions and summary table. The widest bandwidth available was tested.

**Channel Move Time:** The time to cease all transmissions on the current *Channel* upon detection of a *Radar Waveform* above the *DFS Detection Threshold*.



**Channel Closing Transmission Time:** The total duration of transmissions, consisting of data signals and the aggregate of control signals, by a U-NII device during the *Channel Move Time*. This is also called “Aggregate Time.”

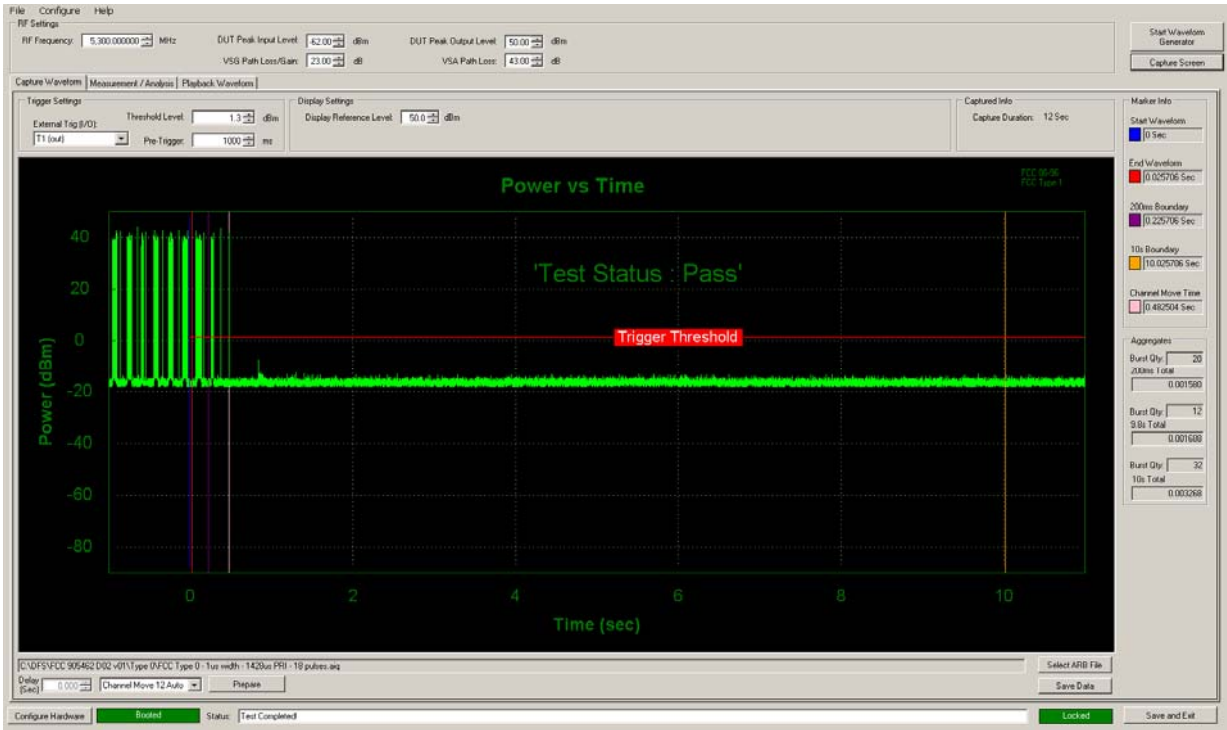
Test	Band 2A Measurement	Band 2C Measurement	Requirement	Verdict
Channel Move Time	0.4825 s	0.4916 s	10 seconds	Pass
Channel Closing Transmission Time	< 200ms + 1.688 ms (aggregate)	< 200ms + 2.896 ms (aggregate)	200ms + aggregate of 60ms over remaining 10 second period	Pass

**Table 5-7. 80MHz In-Service Monitoring Summary Table**

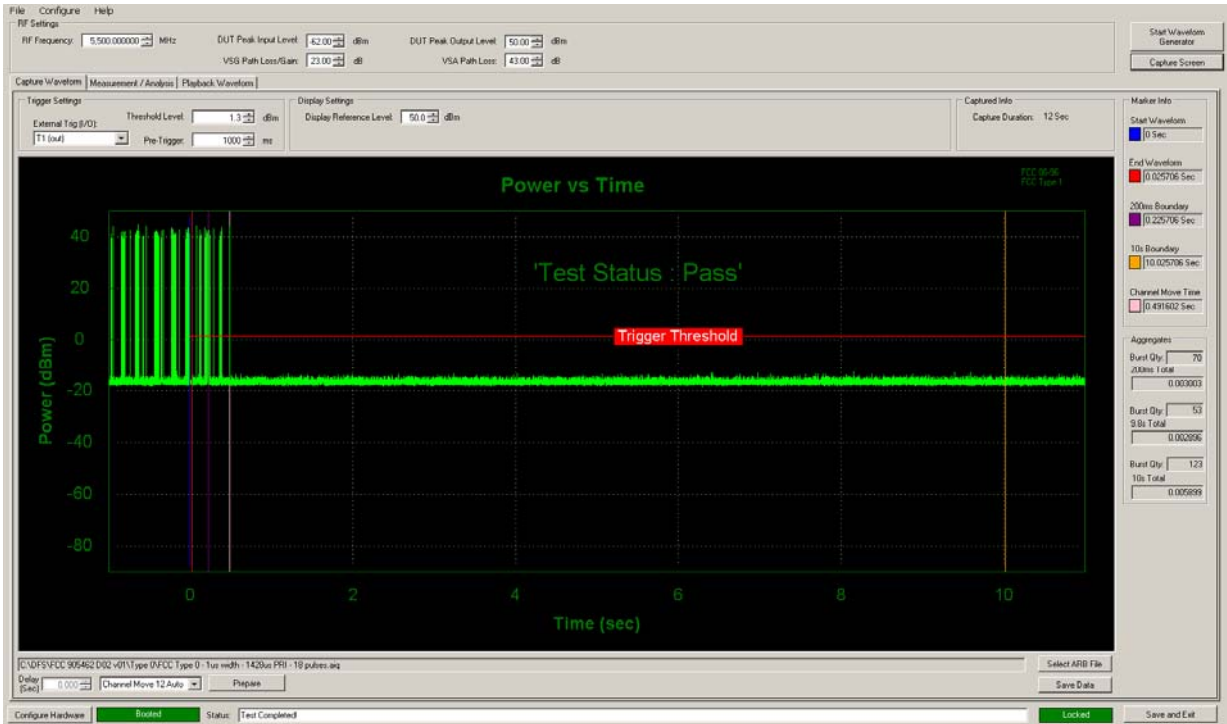
Test	Band 2A (Channel 58) Measurement	Band 2C (Channel 106) Measurement	Band 2A + 2C Aggregate Measurement	Requirement	Verdict
Channel Move Time	0.533 s	0.000 s	0.533s	10 seconds	Pass
Channel Closing Transmission Time	< 200ms + 1.720 ms (aggregate)	< 200ms + 0.000 ms (aggregate)	< 200ms + 1.720 ms (aggregate)	200ms + aggregate of 60ms over remaining 10 second period	Pass

**Table 5-8. 80+80MHz In-Service Monitoring Summary Table**



FCC ID: A3LETWV530		FCC Pt. 15.407 DFS TEST REPORT (MASTER DEVICE) (CLASS II PERM. CHANGE)		Reviewed by: Quality Manager
Test Report S/N: 1M1703270128-02-R1.A3L	Test Dates: 3/24 - 8/23/2017	EUT Type: Indoor Access Point		Page 27 of 62

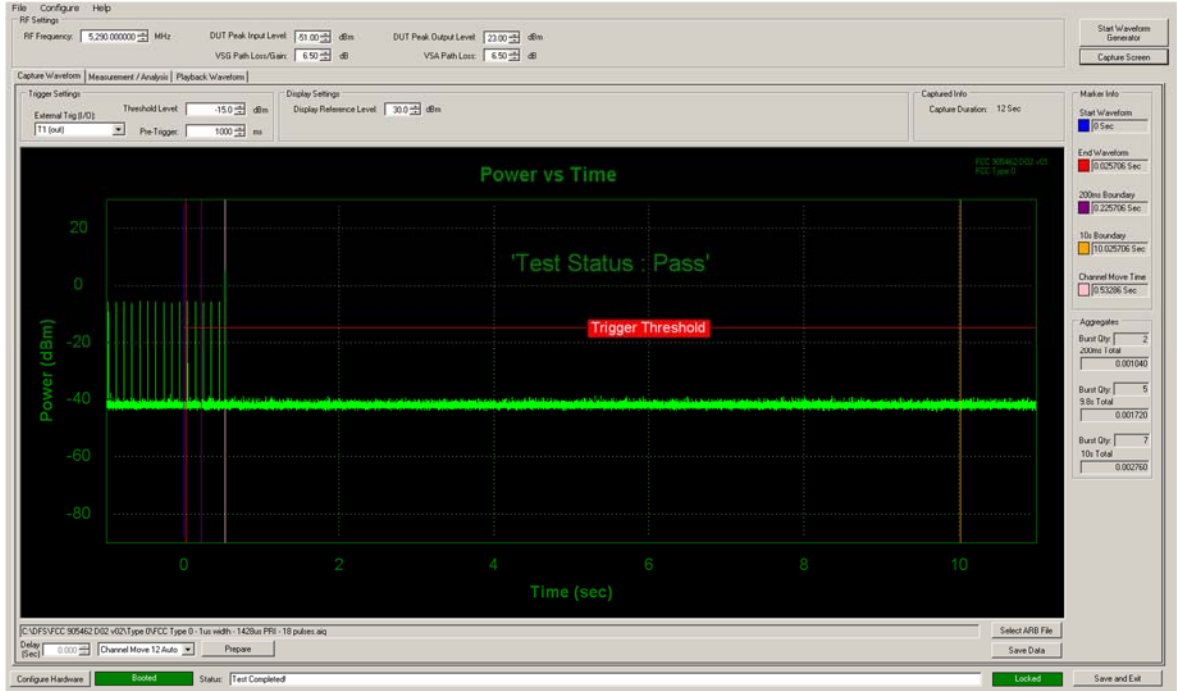


**Plot 5-12. 80MHz Channel Move Time and Channel Closing Transmission Time with Radar Type 0 (Band 2A)**



**Plot 5-13. 80MHz Channel Move Time and Channel Closing Transmission Time with Radar Type 0 (Band 2C)**

FCC ID: A3LETWV530	 PCTEST ENGINEERING LABORATORY, INC.	FCC Pt. 15.407 DFS TEST REPORT (MASTER DEVICE) (CLASS II PERM. CHANGE)		Reviewed by: Quality Manager
Test Report S/N: 1M1703270128-02-R1.A3L	Test Dates: 3/24 - 8/23/2017	EUT Type: Indoor Access Point		Page 28 of 62



Plot 5-14. 80+80MHz Channel Move Time and Channel Closing Transmission Time with Radar Type 0 (Band 2A)

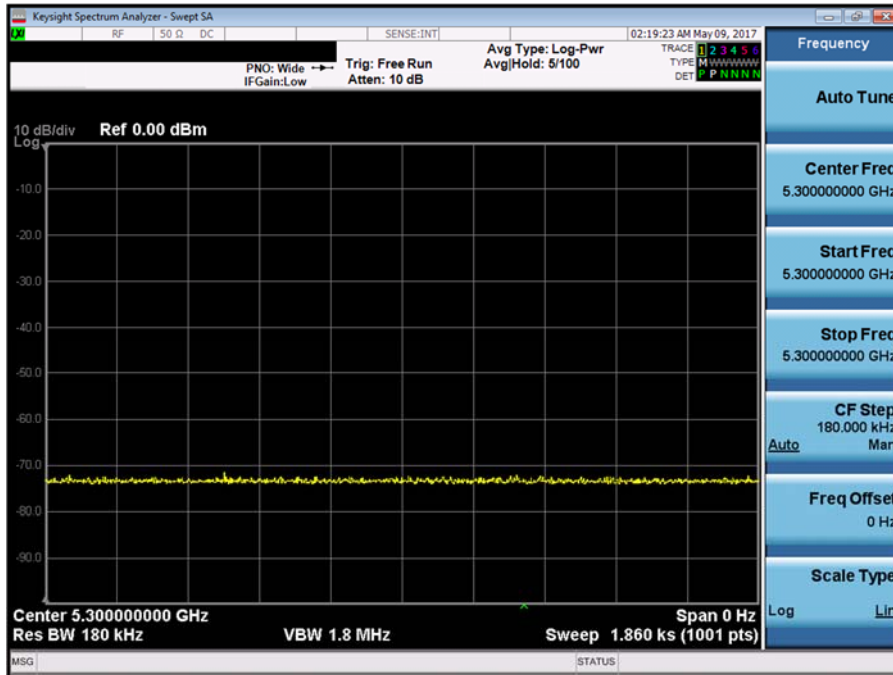


Plot 5-15. 80+80 MHz Channel Move Time and Channel Closing Transmission Time with Radar Type 0 (Band 2C)

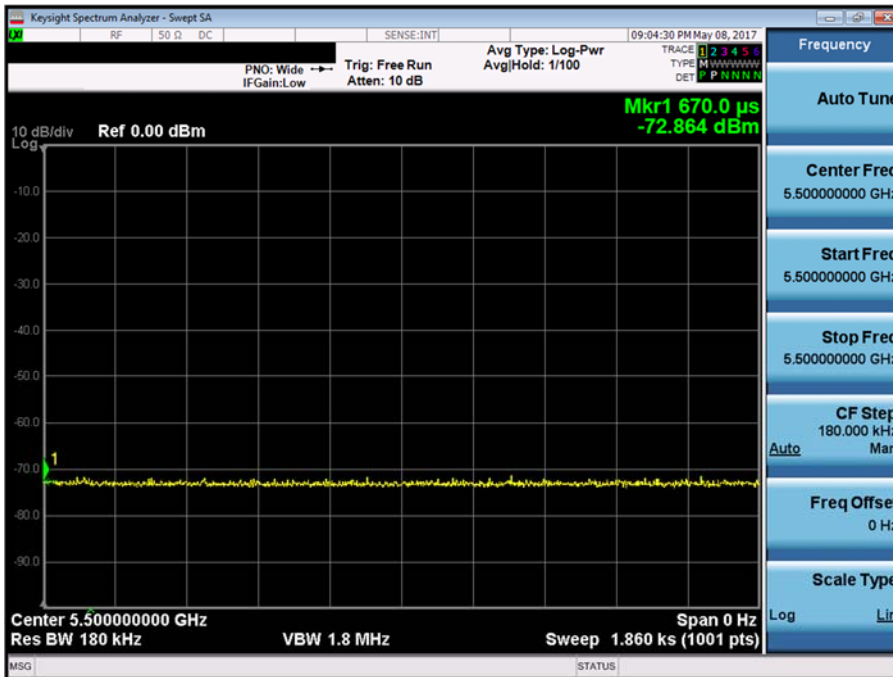
FCC ID: A3LETWV530	<b>PCTEST</b> ENGINEERING LABORATORY, INC.	FCC Pt. 15.407 DFS TEST REPORT (MASTER DEVICE) (CLASS II PERM. CHANGE)	<b>SAMSUNG</b>	Reviewed by: Quality Manager
Test Report S/N: 1M1703270128-02-R1.A3L	Test Dates: 3/24 - 8/23/2017	EUT Type: Indoor Access Point		Page 29 of 62

### 5.5.2 Non-Occupancy Period

After the 10 seconds monitored in Channel Move Time, the EUT is monitored for an additional 30 minutes to verify that the EUT does not resume any transmissions on the channel.



Plot 5-16. Non-Occupancy Period (Monitoring Live Spectrum Elapsed time: 30 minutes, Band 2A)





Plot 5-17. Non-Occupancy Period (Monitoring Live Spectrum Elapsed time: 30 minutes, Band 2C)

FCC ID: A3LETWV530		FCC Pt. 15.407 DFS TEST REPORT (MASTER DEVICE) (CLASS II PERM. CHANGE)		Reviewed by: Quality Manager
Test Report S/N: 1M1703270128-02-R1.A3L	Test Dates: 3/24 - 8/23/2017	EUT Type: Indoor Access Point		Page 30 of 62

## 5.6 Statistical Performance Check



The statistical performance check is performed to determine the minimum percentage of successful detection requirements found in KDB 905462 when a radar burst with a level equal to the *DFS Detection Threshold + 1dB* is generated on the *Operating Channel* of the U-NII device (*In- Service Monitoring*). For each trial, while the master device (EUT) is associated and streaming data to the client device, a radar waveform is transmitted to the master and the EUT's ability to detect the radar waveform is recorded. Test results reported in this section were performed on channel 100 (5.5 GHz) for 20MHz, 40MHz, and 80MHz Bandwidths. For 80+80Mhz Bandwidth, the channels 58 and 106 were tested. Each radar type used in the measurement trials reported herein conforms with the Radar Test Waveform definitions of Section 6 of KDB 905462.

<b>FCC ID:</b> A3LETWV530		<b>FCC Pt. 15.407 DFS TEST REPORT (MASTER DEVICE) (CLASS II PERM. CHANGE)</b>	 <b>Reviewed by:</b> Quality Manager
<b>Test Report S/N:</b> 1M1703270128-02-R1.A3L	<b>Test Dates:</b> 3/24 - 8/23/2017	<b>EUT Type:</b> Indoor Access Point	Page 31 of 62

**20MHz Bandwidth:**

Radar Type 1A/1B						
Trial #	# Pulses	PW (usec)	PRI (usec)	Detection ?	Detection Percentage	Limit
1	102	1	518	1	97%	60%
2	99	1	538	1		
3	95	1	558	1		
4	92	1	578	1		
5	89	1	598	1		
6	86	1	618	1		
7	83	1	638	1		
8	81	1	658	1		
9	78	1	678	1		
10	76	1	698	1		
11	74	1	718	1		
12	72	1	738	1		
13	70	1	758	1		
14	67	1	798	1		
15	65	1	818	1		
16	58	1	919	1		
17	50	1	1057	1		
18	42	1	1258	1		
19	41	1	1302	1		
20	40	1	1347	1		
21	39	1	1358	1		
22	38	1	1395	1		
23	38	1	1423	1		
24	35	1	1509	1		
25	35	1	1528	1		
26	27	1	1964	0		
27	26	1	2102	1		
28	24	1	2206	1		
29	20	1	2777	1		
30	18	1	2950	1		



**Table 5-9. Radar Type 1A/1B Statistical Performance (Ch. 100)**

<b>FCC ID:</b> A3LETWV530		<b>FCC Pt. 15.407 DFS TEST REPORT (MASTER DEVICE) (CLASS II PERM. CHANGE)</b>		<b>Reviewed by:</b> Quality Manager
<b>Test Report S/N:</b> 1M1703270128-02-R1.A3L	<b>Test Dates:</b> 3/24 - 8/23/2017	<b>EUT Type:</b> Indoor Access Point		Page 32 of 62





Radar Type 2						
Trial #	# Pulses	PW (usec)	PRI (usec)	Detection ?	Detection Percentage	Limit
1	27	4.1	151	1	80%	60%
2	23	4.1	165	1		
3	25	4.2	191	0		
4	23	4.3	195	1		
5	28	4.3	206	1		
6	26	4.8	208	1		
7	28	4.8	222	1		
8	23	1.2	186	0		
9	26	3.2	224	1		
10	24	3.4	187	0		
11	26	3.4	211	1		
12	24	3.4	225	1		
13	24	3.5	180	1		
14	24	3.7	191	1		
15	24	3.8	201	1		
16	23	2.1	208	1		
17	27	2.1	229	1		
18	26	2.2	164	1		
19	28	2.3	181	1		
20	25	2.4	152	0		
21	27	2.6	217	1		
22	23	2.8	177	1		
23	24	2.9	183	1		
24	29	1	192	0		
25	23	1.1	221	1		
26	25	1.5	204	1		
27	26	1.6	191	1		
28	27	1.7	168	1		
29	23	1.7	208	0		
30	25	1.8	197	1		

**Table 5-10. Radar Type 2 Statistical Performance (Ch. 100)**

<b>FCC ID:</b> A3LETWV530		<b>FCC Pt. 15.407 DFS TEST REPORT (MASTER DEVICE) (CLASS II PERM. CHANGE)</b>		<b>Reviewed by:</b> Quality Manager
<b>Test Report S/N:</b> 1M1703270128-02-R1.A3L	<b>Test Dates:</b> 3/24 - 8/23/2017	<b>EUT Type:</b> Indoor Access Point	Page 33 of 62	

Radar Type 3						
Trial #	# Pulses	PW (usec)	PRI (usec)	Detection ?	Detection Percentage	Limit
1	18	10	347	1	70%	60%
2	18	6	378	0		
3	16	6.3	379	1		
4	18	6.3	419	1		
5	18	6.6	257	1		
6	16	6.6	335	1		
7	18	6.8	306	1		
8	18	6.9	394	1		
9	18	7	296	1		
10	16	7	343	0		
11	17	7.1	225	1		
12	16	7.3	210	1		
13	17	7.3	387	1		
14	17	7.5	279	1		
15	18	7.5	310	0		
16	17	7.7	380	1		
17	17	7.8	436	1		
18	17	7.9	304	0		
19	17	8	396	1		
20	18	8.2	326	1		
21	16	8.2	379	1		
22	17	8.3	264	1		
23	17	8.7	400	0		
24	16	9	217	0		
25	16	9	450	1		
26	18	9.1	256	0		
27	18	9.1	396	1		
28	16	9.2	466	1		
29	16	9.3	483	0		
30	18	9.4	329	0		

**Table 5-11. Radar Type 3 Statistical Performance (Ch. 100)**



FCC ID: A3LETWV530		FCC Pt. 15.407 DFS TEST REPORT (MASTER DEVICE) (CLASS II PERM. CHANGE)		Reviewed by: Quality Manager
Test Report S/N: 1M1703270128-02-R1.A3L	Test Dates: 3/24 - 8/23/2017	EUT Type: Indoor Access Point		Page 34 of 62

Radar Type 4						
Trial #	# Pulses	PW (usec)	PRI (usec)	Detection ?	Detection Percentage	Limit
1	13	11.3	459	1	77%	60%
2	15	11.6	415	1		
3	13	12	223	1		
4	14	1.6	200	1		
5	15	12.6	323	0		
6	16	13.3	412	1		
7	12	13.5	270	1		
8	15	13.7	469	1		
9	14	14.1	226	1		
10	16	14.3	377	1		
11	15	15	249	1		
12	13	15.1	393	1		
13	15	15.3	496	0		
14	12	15.4	373	1		
15	15	15.5	224	1		
16	16	15.9	373	0		
17	16	15.9	426	1		
18	12	16.1	423	0		
19	12	16.8	434	1		
20	16	17.6	433	1		
21	15	17.8	438	1		
22	15	18.1	263	0		
23	15	18.3	330	1		
24	12	18.4	327	1		
25	12	18.6	480	1		
26	15	18.7	270	0		
27	13	19.5	280	1		
28	12	19.8	324	1		
29	14	19.9	248	1		
30	15	20	304	0		

**Table 5-12. Radar Type 4 Statistical Performance (Ch. 100)**



Radar Type	Number of Trials	Percentage of Successful Detection
1	30	97%
2	30	80%
3	30	70%
4	30	77%
Aggregate $(97 + 80 + 70 + 77)/4 = 81\%$ ; Minimum = 80%		

**Table 5-13. Aggregate (Radar Types 1-4)**

FCC ID: A3LETWV530		FCC Pt. 15.407 DFS TEST REPORT (MASTER DEVICE) (CLASS II PERM. CHANGE)		Reviewed by: Quality Manager
Test Report S/N: 1M1703270128-02-R1.A3L	Test Dates: 3/24 - 8/23/2017	EUT Type: Indoor Access Point		Page 35 of 62



		Radar Type 5				
	Trial #	Chirp Width [MHz]	Center Frequency [MHz]	Detection ?	Detection Percentage	Limit
Subset 1 (100% Overlap)	1	10	5500	1	93%	80%
	2	15	5500	1		
	3	20	5500	1		
	4	19	5500	1		
	5	16	5500	1		
	6	12	5500	1		
	7	8	5500	1		
	8	8	5500	1		
	9	8	5500	1		
	10	14	5500	1		
Subset 2 (90% Overlap at Low Edge of Band)	11	9	5495.2	0		
	12	10	5495.6	1		
	13	15	5497.6	1		
	14	6	5494	1		
	15	13	5496.8	1		
	16	18	5498.8	1		
	17	18	5498.8	1		
	18	20	5499.6	1		
	19	17	5498.4	1		
	20	8	5494.8	1		
Subset 3 (90% Overlap at Upper Edge of Band)	21	18	5501.3	1		
	22	15	5502.5	1		
	23	20	5500.5	1		
	24	14	5502.9	1		
	25	16	5502.1	0		
	26	12	5503.7	1		
	27	16	5502.1	1		
	28	14	5502.9	1		
	29	11	5504.1	1		
	30	18	5501.3	1		

**Table 5-14. Radar Type 5 Statistical Performance (Ch. 100)**

<b>FCC ID:</b> A3LETWV530		<b>FCC Pt. 15.407 DFS TEST REPORT (MASTER DEVICE) (CLASS II PERM. CHANGE)</b>		<b>Reviewed by:</b> Quality Manager
<b>Test Report S/N:</b> 1M1703270128-02-R1.A3L	<b>Test Dates:</b> 3/24 - 8/23/2017	<b>EUT Type:</b> Indoor Access Point	Page 36 of 62	

Radar Type 6				
Trial #	USA Bin 6 Radar	Detection ?	Detection Percentag	Limit
1	001	1	100%	70%
2	002	1		
3	003	1		
4	004	1		
5	005	1		
6	006	1		
7	007	1		
8	008	1		
9	009	1		
10	010	1		
11	011	1		
12	012	1		
13	013	1		
14	014	1		
15	015	1		
16	016	1		
17	017	1		
18	018	1		
19	019	1		
20	020	1		
21	021	1		
22	022	1		
23	023	1		
24	024	1		
25	025	1		
26	026	1		
27	027	1		
28	028	1		
29	029	1		
30	030	1		



**Table 5-15. Radar Type 6 Statistical Performance (Ch. 100)**

<b>FCC ID:</b> A3LETWV530		<b>FCC Pt. 15.407 DFS TEST REPORT (MASTER DEVICE) (CLASS II PERM. CHANGE)</b>		<b>Reviewed by:</b> Quality Manager
<b>Test Report S/N:</b> 1M1703270128-02-R1.A3L	<b>Test Dates:</b> 3/24 - 8/23/2017	<b>EUT Type:</b> Indoor Access Point	Page 37 of 62	

**40MHz Bandwidth:**



Radar Type 1A/1B						
Trial #	# Pulses	PW (usec)	PRI (usec)	Detection ?	Detection %	Limit
1	48	1	1106	1	97%	60%
2	46	1	1169	1		
3	34	1	1590	1		
4	28	1	1941	1		
5	27	1	1966	1		
6	27	1	1967	1		
7	24	1	2263	1		
8	23	1	2311	1		
9	23	1	2361	1		
10	22	1	2409	0		
11	22	1	2451	1		
12	22	1	2495	1		
13	19	1	2891	1		
14	18	1	2952	1		
15	18	1	3066	1		
16	102	1	518	1		
17	99	1	538	1		
18	95	1	558	1		
19	92	1	578	1		
20	86	1	618	1		
21	83	1	638	1		
22	77	1	688	1		
23	76	1	698	1		
24	72	1	738	1		
25	68	1	778	1		
26	67	1	798	1		
27	65	1	818	1		
28	63	1	838	1		
29	59	1	898	1		
30	57	1	938	1		

**Table 5-16. Radar Type 1A/1B Statistical Performance (Ch. 102)**

<b>FCC ID:</b> A3LETWV530	 <b>FCC Pt. 15.407 DFS TEST REPORT (MASTER DEVICE) (CLASS II PERM. CHANGE)</b>		<b>Reviewed by:</b> Quality Manager
<b>Test Report S/N:</b> 1M1703270128-02-R1.A3L	<b>Test Dates:</b> 3/24 - 8/23/2017	<b>EUT Type:</b> Indoor Access Point	Page 38 of 62



Radar Type 2						
Trial #	# Pulses	PW (usec)	PRI (usec)	Detection ?	Detection %	Limit
1	23	1	188	1	93%	60%
2	27	1	207	1		
3	29	1.1	212	0		
4	23	1.2	194	1		
5	28	1.5	189	1		
6	29	1.6	170	1		
7	26	1.7	156	1		
8	24	1.9	201	1		
9	27	2.2	218	1		
10	29	2.6	188	1		
11	28	2.6	221	1		
12	26	2.7	214	0		
13	24	2.7	224	1		
14	23	2.8	150	1		
15	23	2.9	220	1		
16	28	3.1	182	1		
17	27	3.2	157	1		
18	25	3.3	226	1		
19	26	3.4	183	1		
20	24	3.4	197	1		
21	27	3.5	166	1		
22	25	3.5	206	1		
23	26	3.7	220	1		
24	25	3.9	164	1		
25	27	4.4	163	1		
26	28	4.5	150	1		
27	26	4.6	175	1		
28	25	4.6	213	1		
29	29	4.7	159	1		
30	29	4.7	199	1		

**Table 5-17. Radar Type 2 Statistical Performance (Ch. 102)**

<b>FCC ID:</b> A3LETWV530		<b>FCC Pt. 15.407 DFS TEST REPORT (MASTER DEVICE) (CLASS II PERM. CHANGE)</b>		<b>Reviewed by:</b> Quality Manager
<b>Test Report S/N:</b> 1M1703270128-02-R1.A3L	<b>Test Dates:</b> 3/24 - 8/23/2017	<b>EUT Type:</b> Indoor Access Point	Page 39 of 62	

Radar Type 3						
Trial #	# Pulses	PW (usec)	PRI (usec)	Detection ?	Detection %	Limit
1	18	10	309	1	90%	60%
2	17	6	421	1		
3	17	6.3	254	1		
4	18	6.3	255	1		
5	16	7.1	248	0		
6	17	7.3	422	1		
7	16	7.4	207	1		
8	16	7.4	317	1		
9	17	7.5	413	1		
10	16	7.6	354	1		
11	17	7.6	389	1		
12	18	7.7	207	0		
13	18	7.8	265	1		
14	16	7.9	415	1		
15	17	8	297	1		
16	16	8	349	1		
17	18	8	364	1		
18	18	8.1	382	1		
19	18	8.1	493	1		
20	18	8.4	317	1		
21	16	8.4	391	1		
22	17	8.5	327	1		
23	16	8.8	350	1		
24	16	8.8	362	1		
25	18	8.8	483	1		
26	17	9.2	313	0		
27	18	9.5	228	1		
28	17	9.5	483	1		
29	17	9.6	441	1		
30	17	9.9	280	1		

**Table 5-18. Radar Type 3 Statistical Performance (Ch. 102)**

<b>FCC ID:</b> A3LETWV530		<b>FCC Pt. 15.407 DFS TEST REPORT (MASTER DEVICE) (CLASS II PERM. CHANGE)</b>		<b>Reviewed by:</b> Quality Manager
<b>Test Report S/N:</b> 1M1703270128-02-R1.A3L	<b>Test Dates:</b> 3/24 - 8/23/2017	<b>EUT Type:</b> Indoor Access Point	Page 40 of 62	





Radar Type 4						
Trial #	# Pulses	PW (usec)	PRI (usec)	Detection ?	Detection %	Limit
1	13	11	345	1	93%	60%
2	12	12.2	355	1		
3	16	12.3	409	1		
4	16	12.4	234	1		
5	13	12.4	265	1		
6	15	12.6	382	1		
7	15	12.7	407	1		
8	15	12.7	478	1		
9	13	13.1	331	1		
10	15	13.7	322	1		
11	12	14.4	370	1		
12	13	15.1	357	1		
13	12	15.4	201	0		
14	14	15.6	276	1		
15	13	15.7	485	1		
16	14	15.8	481	1		
17	13	15.9	389	1		
18	15	16	455	0		
19	14	16.3	290	1		
20	13	16.5	380	1		
21	14	16.7	490	1		
22	12	18.6	430	1		
23	13	18.6	436	1		
24	12	18.8	228	1		
25	13	18.8	279	1		
26	12	19.2	293	1		
27	14	19.3	457	1		
28	15	19.5	390	1		
29	16	19.6	403	1		
30	16	19.7	269	1		

**Table 5-19. Radar Type 4 Statistical Performance (Ch. 102)**



Radar Type	Number of Trials	Percentage of Successful Detection
1	30	97%
2	30	93%
3	30	90%
4	30	93%
Aggregate (97 + 93 + 90+ 93)/4 = 93.25%; Minimum = 80%		

**Table 5-20. Aggregate (Radar Types 1-4)**

FCC ID: A3LETWV530		FCC Pt. 15.407 DFS TEST REPORT (MASTER DEVICE) (CLASS II PERM. CHANGE)		Reviewed by: Quality Manager
Test Report S/N: 1M1703270128-02-R1.A3L	Test Dates: 3/24 - 8/23/2017	EUT Type: Indoor Access Point	Page 41 of 62	



	Radar Type 5					
	Trial #	Chirp Width [MHz]	Center Frequency [MHz]	Detection ?	Detection %	Limit
Subset 1 (100% Overlap)	1	10	5500	1	83%	80%
	2	15	5500	1		
	3	20	5500	0		
	4	19	5500	1		
	5	16	5500	0		
	6	12	5500	1		
	7	8	5500	1		
	8	8	5500	1		
	9	8	5500	1		
	10	14	5500	1		
Subset 2 (90% Overlap at Low Edge of Band)	11	9	5495.6	0		
	12	10	5496	1		
	13	15	5498	1		
	14	6	5494.4	1		
	15	13	5497.2	0		
	16	18	5499.2	1		
	17	18	5499.2	1		
	18	20	5500	1		
	19	17	5498.8	1		
	20	8	5495.2	1		
Subset 3 (90% Overlap at Upper Edge of Band)	21	18	5511.3	1		
	22	15	5512.5	1		
	23	20	5510.5	0		
	24	14	5512.9	1		
	25	16	5512.1	1		
	26	12	5513.7	1		
	27	16	5512.1	1		
	28	14	5512.9	1		
	29	11	5514.1	1		
	30	18	5511.3	1		

**Table 5-21. Radar Type 5 Statistical Performance (Ch. 102)**

<b>FCC ID:</b> A3LETWV530		<b>FCC Pt. 15.407 DFS TEST REPORT (MASTER DEVICE) (CLASS II PERM. CHANGE)</b>		<b>Reviewed by:</b> Quality Manager
<b>Test Report S/N:</b> 1M1703270128-02-R1.A3L	<b>Test Dates:</b> 3/24 - 8/23/2017	<b>EUT Type:</b> Indoor Access Point	Page 42 of 62	

Radar Type 6				
Trial #	USA Bin 6 Radar	Detection ?	Detection %	Limit
1	001	0	93%	70%
2	002	1		
3	003	1		
4	004	1		
5	005	1		
6	006	1		
7	007	1		
8	008	1		
9	009	1		
10	010	1		
11	011	1		
12	012	1		
13	013	1		
14	014	1		
15	015	1		
16	016	0		
17	017	1		
18	018	1		
19	019	1		
20	020	1		
21	021	1		
22	022	1		
23	023	1		
24	024	1		
25	025	1		
26	026	1		
27	027	1		
28	028	1		
29	029	1		
30	030	1		



**Table 5-22. Radar Type 6 Statistical Performance (Ch. 102)**

<b>FCC ID:</b> A3LETWV530		<b>FCC Pt. 15.407 DFS TEST REPORT (MASTER DEVICE) (CLASS II PERM. CHANGE)</b>		<b>Reviewed by:</b> Quality Manager
<b>Test Report S/N:</b> 1M1703270128-02-R1.A3L	<b>Test Dates:</b> 3/24 - 8/23/2017	<b>EUT Type:</b> Indoor Access Point	Page 43 of 62	

### 80MHz Bandwidth:



Radar Type 1A/1B						
Trial #	# Pulses	PW (usec)	PRI (usec)	Detection ?	Detection %	Limit
1	48	1	1106	0	87%	60%
2	46	1	1169	1		
3	34	1	1590	1		
4	28	1	1941	1		
5	27	1	1966	1		
6	27	1	1967	1		
7	24	1	2263	1		
8	23	1	2311	1		
9	23	1	2361	1		
10	22	1	2409	1		
11	22	1	2451	1		
12	22	1	2495	1		
13	19	1	2891	1		
14	18	1	2952	0		
15	18	1	3066	1		
16	102	1	518	1		
17	99	1	538	1		
18	95	1	558	1		
19	92	1	578	1		
20	86	1	618	1		
21	83	1	638	1		
22	77	1	688	1		
23	76	1	698	1		
24	72	1	738	1		
25	68	1	778	1		
26	67	1	798	1		
27	65	1	818	1		
28	63	1	838	1		
29	59	1	898	0		
30	57	1	938	0		

**Table 5-23. Radar Type 1A/1B Statistical Performance (Ch. 106)**

<b>FCC ID:</b> A3LETWV530		<b>FCC Pt. 15.407 DFS TEST REPORT (MASTER DEVICE) (CLASS II PERM. CHANGE)</b>		<b>Reviewed by:</b> Quality Manager
<b>Test Report S/N:</b> 1M1703270128-02-R1.A3L	<b>Test Dates:</b> 3/24 - 8/23/2017	<b>EUT Type:</b> Indoor Access Point	Page 44 of 62	



Radar Type 2						
Trial #	# Pulses	PW (usec)	PRI (usec)	Detection ?	Detection %	Limit
1	23	1	188	1	97%	60%
2	27	1	207	1		
3	29	1.1	212	1		
4	23	1.2	194	1		
5	28	1.5	189	1		
6	29	1.6	170	1		
7	26	1.7	156	1		
8	24	1.9	201	1		
9	27	2.2	218	1		
10	29	2.6	188	1		
11	28	2.6	221	1		
12	26	2.7	214	1		
13	24	2.7	224	1		
14	23	2.8	150	1		
15	23	2.9	220	1		
16	28	3.1	182	1		
17	27	3.2	157	1		
18	25	3.3	226	1		
19	26	3.4	183	1		
20	24	3.4	197	1		
21	27	3.5	166	1		
22	25	3.5	206	1		
23	26	3.7	220	1		
24	25	3.9	164	1		
25	27	4.4	163	0		
26	28	4.5	150	1		
27	26	4.6	175	1		
28	25	4.6	213	1		
29	29	4.7	159	1		
30	29	4.7	199	1		

**Table 5-24. Radar Type 2 Statistical Performance (Ch. 106)**

<b>FCC ID:</b> A3LETWV530		<b>FCC Pt. 15.407 DFS TEST REPORT (MASTER DEVICE) (CLASS II PERM. CHANGE)</b>		<b>Reviewed by:</b> Quality Manager
<b>Test Report S/N:</b> 1M1703270128-02-R1.A3L	<b>Test Dates:</b> 3/24 - 8/23/2017	<b>EUT Type:</b> Indoor Access Point	Page 45 of 62	

Radar Type 3						
Trial #	# Pulses	PW (usec)	PRI (usec)	Detection ?	Detection %	Limit
1	18	10	309	1	87%	60%
2	17	6	421	1		
3	17	6.3	254	1		
4	18	6.3	255	1		
5	16	7.1	248	1		
6	17	7.3	422	1		
7	16	7.4	207	0		
8	16	7.4	317	1		
9	17	7.5	413	1		
10	16	7.6	354	1		
11	17	7.6	389	1		
12	18	7.7	207	1		
13	18	7.8	265	1		
14	16	7.9	415	1		
15	17	8	297	1		
16	16	8	349	0		
17	18	8	364	1		
18	18	8.1	382	1		
19	18	8.1	493	1		
20	18	8.4	317	1		
21	16	8.4	391	1		
22	17	8.5	327	0		
23	16	8.8	350	1		
24	16	8.8	362	1		
25	18	8.8	483	0		
26	17	9.2	313	1		
27	18	9.5	228	1		
28	17	9.5	483	1		
29	17	9.6	441	1		
30	17	9.9	280	1		

**Table 5-25. Radar Type 3 Statistical Performance (Ch. 106)**



FCC ID: A3LETWV530		FCC Pt. 15.407 DFS TEST REPORT (MASTER DEVICE) (CLASS II PERM. CHANGE)		Reviewed by: Quality Manager
Test Report S/N: 1M1703270128-02-R1.A3L	Test Dates: 3/24 - 8/23/2017	EUT Type: Indoor Access Point		Page 46 of 62

Radar Type 4						
Trial #	# Pulses	PW (usec)	PRI (usec)	Detection ?	Detection %	Limit
1	13	11	345	1	83%	60%
2	12	12.2	355	1		
3	16	12.3	409	1		
4	16	12.4	234	1		
5	13	12.4	265	0		
6	15	12.6	382	1		
7	15	12.7	407	1		
8	15	12.7	478	1		
9	13	13.1	331	1		
10	15	13.7	322	1		
11	12	14.4	370	1		
12	13	15.1	357	0		
13	12	15.4	201	1		
14	14	15.6	276	0		
15	13	15.7	485	1		
16	14	15.8	481	1		
17	13	15.9	389	1		
18	15	16	455	0		
19	14	16.3	290	1		
20	13	16.5	380	1		
21	14	16.7	490	1		
22	12	18.6	430	1		
23	13	18.6	436	1		
24	12	18.8	228	1		
25	13	18.8	279	1		
26	12	19.2	293	1		
27	14	19.3	457	1		
28	15	19.5	390	1		
29	16	19.6	403	0		
30	16	19.7	269	1		

**Table 5-26. Radar Type 4 Statistical Performance (Ch. 106)**



Radar Type	Number of Trials	Percentage of Successful Detection
1	30	87%
2	30	97%
3	30	87%
4	30	83%
Aggregate $(87 + 97 + 87 + 83)/4 = 88.5\%$ ; Minimum = 80%		

**Table 5-27. Aggregate (Radar Types 1-4)**

FCC ID: A3LETWV530		FCC Pt. 15.407 DFS TEST REPORT (MASTER DEVICE) (CLASS II PERM. CHANGE)		Reviewed by: Quality Manager
Test Report S/N: 1M1703270128-02-R1.A3L	Test Dates: 3/24 - 8/23/2017	EUT Type: Indoor Access Point	Page 47 of 62	

Radar Type 5						
Trial #	Chirp Width [MHz]	Center Frequency [MHz]	Detection ?	Detection %	Limit	
Subset 1 (100% Overlap)	1	10	5500	1	87%	80%
	2	15	5500	1		
	3	20	5500	0		
	4	19	5500	0		
	5	16	5500	1		
	6	12	5500	1		
	7	8	5500	1		
	8	8	5500	1		
	9	8	5500	1		
	10	14	5500	1		
Subset 2 (90% Overlap at Low Edge of Band)	11	9	5495.8	1		
	12	10	5496.2	1		
	13	15	5498.2	1		
	14	6	5494.6	1		
	15	13	5497.4	1		
	16	18	5499.4	1		
	17	18	5499.4	1		
	18	20	5500.2	1		
	19	17	5499	1		
	20	8	5495.4	1		
Subset 3 (90% Overlap at Upper Edge of Band)	21	18	5560.7	1		
	22	15	5561.9	0		
	23	20	5559.9	1		
	24	14	5562.3	1		
	25	16	5561.5	1		
	26	12	5563.1	1		
	27	16	5561.5	1		
	28	14	5562.3	1		
	29	11	5563.5	1		
	30	18	5560.7	0		



**Table 5-28. Radar Type 5 Statistical Performance (Ch. 106)**

<b>FCC ID:</b> A3LETWV530		<b>FCC Pt. 15.407 DFS TEST REPORT (MASTER DEVICE) (CLASS II PERM. CHANGE)</b>		<b>Reviewed by:</b> Quality Manager
<b>Test Report S/N:</b> 1M1703270128-02-R1.A3L	<b>Test Dates:</b> 3/24 - 8/23/2017	<b>EUT Type:</b> Indoor Access Point	Page 48 of 62	



Radar Type 6				
Trial #	USA Bin 6 Radar	Detection ?	Detection %	Limit
1	001	1	97%	70%
2	002	1		
3	003	1		
4	004	1		
5	005	1		
6	006	1		
7	007	1		
8	008	1		
9	009	1		
10	010	1		
11	011	1		
12	012	1		
13	013	1		
14	014	1		
15	015	1		
16	016	1		
17	017	1		
18	018	1		
19	019	1		
20	020	1		
21	021	1		
22	022	1		
23	023	0		
24	024	1		
25	025	1		
26	026	1		
27	027	1		
28	028	1		
29	029	1		
30	030	1		



**Table 5-29. Radar Type 6 Statistical Performance (Ch. 106)**

<b>FCC ID:</b> A3LETWV530		<b>FCC Pt. 15.407 DFS TEST REPORT (MASTER DEVICE) (CLASS II PERM. CHANGE)</b>		<b>Reviewed by:</b> Quality Manager
<b>Test Report S/N:</b> 1M1703270128-02-R1.A3L	<b>Test Dates:</b> 3/24 - 8/23/2017	<b>EUT Type:</b> Indoor Access Point		Page 49 of 62

**80+80MHz Bandwidth:**



Radar Type 1A/1B						
Trial #	# Pulses	PW (usec)	PRI (usec)	Detection ?	Detection Percentage	Limit
1	48	1	1106	1	93%	60%
2	46	1	1169	1		
3	34	1	1590	1		
4	28	1	1941	1		
5	27	1	1966	1		
6	27	1	1967	1		
7	24	1	2263	1		
8	23	1	2311	1		
9	23	1	2361	1		
10	22	1	2409	1		
11	22	1	2451	0		
12	22	1	2495	1		
13	19	1	2891	1		
14	18	1	2952	1		
15	18	1	3066	1		
16	102	1	518	1		
17	99	1	538	1		
18	95	1	558	1		
19	92	1	578	1		
20	86	1	618	1		
21	83	1	638	1		
22	77	1	688	1		
23	76	1	698	1		
24	72	1	738	1		
25	68	1	778	1		
26	67	1	798	0		
27	65	1	818	1		
28	63	1	838	1		
29	59	1	898	1		
30	57	1	938	1		

**Table 5-30. Radar Type 1A/1B Statistical Performance (Ch. 58)**

FCC ID: A3LETWV530		FCC Pt. 15.407 DFS TEST REPORT (MASTER DEVICE) (CLASS II PERM. CHANGE)		Reviewed by: Quality Manager
Test Report S/N: 1M1703270128-02-R1.A3L	Test Dates: 3/24 - 8/23/2017	EUT Type: Indoor Access Point	Page 50 of 62	



Radar Type 2						
Trial #	# Pulses	PW (usec)	PRI (usec)	Detection ?	Detection Percentage	Limit
1	23	1	188	1	93%	60%
2	27	1	207	1		
3	29	1.1	212	1		
4	23	1.2	194	1		
5	28	1.5	189	1		
6	29	1.6	170	1		
7	26	1.7	156	1		
8	24	1.9	201	1		
9	27	2.2	218	1		
10	29	2.6	188	1		
11	28	2.6	221	1		
12	26	2.7	214	1		
13	24	2.7	224	1		
14	23	2.8	150	0		
15	23	2.9	220	1		
16	28	3.1	182	1		
17	27	3.2	157	1		
18	25	3.3	226	1		
19	26	3.4	183	1		
20	24	3.4	197	1		
21	27	3.5	166	1		
22	25	3.5	206	1		
23	26	3.7	220	1		
24	25	3.9	164	1		
25	27	4.4	163	1		
26	28	4.5	150	1		
27	26	4.6	175	1		
28	25	4.6	213	1		
29	29	4.7	159	0		
30	29	4.7	199	1		

**Table 5-31. Radar Type 2 Statistical Performance (Ch. 58)**

<b>FCC ID:</b> A3LETWV530		<b>FCC Pt. 15.407 DFS TEST REPORT (MASTER DEVICE) (CLASS II PERM. CHANGE)</b>		<b>Reviewed by:</b> Quality Manager
<b>Test Report S/N:</b> 1M1703270128-02-R1.A3L	<b>Test Dates:</b> 3/24 - 8/23/2017	<b>EUT Type:</b> Indoor Access Point	Page 51 of 62	

Radar Type 3						
Trial #	# Pulses	PW (usec)	PRI (usec)	Detection ?	Detection Percentage	Limit
1	18	10	309	1	100%	60%
2	17	6	421	1		
3	17	6.3	254	1		
4	18	6.3	255	1		
5	16	7.1	248	1		
6	17	7.3	422	1		
7	16	7.4	207	1		
8	16	7.4	317	1		
9	17	7.5	413	1		
10	16	7.6	354	1		
11	17	7.6	389	1		
12	18	7.7	207	1		
13	18	7.8	265	1		
14	16	7.9	415	1		
15	17	8	297	1		
16	16	8	349	1		
17	18	8	364	1		
18	18	8.1	382	1		
19	18	8.1	493	1		
20	18	8.4	317	1		
21	16	8.4	391	1		
22	17	8.5	327	1		
23	16	8.8	350	1		
24	16	8.8	362	1		
25	18	8.8	483	1		
26	17	9.2	313	1		
27	18	9.5	228	1		
28	17	9.5	483	1		
29	17	9.6	441	1		
30	17	9.9	280	1		

**Table 5-32. Radar Type 3 Statistical Performance (Ch. 58)**



<b>FCC ID:</b> A3LETWV530		<b>FCC Pt. 15.407 DFS TEST REPORT (MASTER DEVICE) (CLASS II PERM. CHANGE)</b>		<b>Reviewed by:</b> Quality Manager
<b>Test Report S/N:</b> 1M1703270128-02-R1.A3L	<b>Test Dates:</b> 3/24 - 8/23/2017	<b>EUT Type:</b> Indoor Access Point	Page 52 of 62	

Radar Type 4						
Trial #	# Pulses	PW (usec)	PRI (usec)	Detection ?	Detection Percentage	Limit
1	13	11	345	1	97%	60%
2	12	12.2	355	1		
3	16	12.3	409	1		
4	16	12.4	234	1		
5	13	12.4	265	1		
6	15	12.6	382	1		
7	15	12.7	407	1		
8	15	12.7	478	1		
9	13	13.1	331	1		
10	15	13.7	322	1		
11	12	14.4	370	1		
12	13	15.1	357	1		
13	12	15.4	201	1		
14	14	15.6	276	1		
15	13	15.7	485	1		
16	14	15.8	481	1		
17	13	15.9	389	0		
18	15	16	455	1		
19	14	16.3	290	1		
20	13	16.5	380	1		
21	14	16.7	490	1		
22	12	18.6	430	1		
23	13	18.6	436	1		
24	12	18.8	228	1		
25	13	18.8	279	1		
26	12	19.2	293	1		
27	14	19.3	457	1		
28	15	19.5	390	1		
29	16	19.6	403	1		
30	16	19.7	269	1		

**Table 5-33. Radar Type 4 Statistical Performance (Ch. 58)**



Radar Type	Number of Trials	Percentage of Successful Detection
1	30	93%
2	30	93%
3	30	100%
4	30	97%
Aggregate $(93 + 93 + 100 + 97)/4 = 95.75\%$ ; Minimum = 80%		

**Table 5-34. Aggregate (Radar Types 1-4)**

FCC ID: A3LETWV530		FCC Pt. 15.407 DFS TEST REPORT (MASTER DEVICE) (CLASS II PERM. CHANGE)		Reviewed by: Quality Manager
Test Report S/N: 1M1703270128-02-R1.A3L	Test Dates: 3/24 - 8/23/2017	EUT Type: Indoor Access Point	Page 53 of 62	



		Radar Type 5				
	Trial #	Chirp Width [MHz]	Center Frequency [MHz]	Detection ?	Detection Percentage	Limit
Subset 1 (100% Overlap)	1	10	5500	1	93%	80%
	2	15	5500	1		
	3	20	5500	1		
	4	19	5500	1		
	5	16	5500	1		
	6	12	5500	1		
	7	8	5500	0		
	8	8	5500	1		
	9	8	5500	1		
	10	14	5500	1		
Subset 2 (90% Overlap at Low Edge of Band)	11	9	5495.8	1		
	12	10	5496.2	1		
	13	15	5498.2	1		
	14	6	5494.6	1		
	15	13	5497.4	1		
	16	18	5499.4	1		
	17	18	5499.4	1		
	18	20	5500.2	1		
	19	17	5499	1		
	20	8	5495.4	1		
Subset 3 (90% Overlap at Upper Edge of Band)	21	18	5560.7	1		
	22	15	5561.9	1		
	23	20	5559.9	1		
	24	14	5562.3	1		
	25	16	5561.5	1		
	26	12	5563.1	1		
	27	16	5561.5	1		
	28	14	5562.3	1		
	29	11	5563.5	1		
	30	18	5560.7	0		

**Table 5-35. Radar Type 5 Statistical Performance (Ch. 58)**

FCC ID: A3LETWV530		FCC Pt. 15.407 DFS TEST REPORT (MASTER DEVICE) (CLASS II PERM. CHANGE)		Reviewed by: Quality Manager
Test Report S/N: 1M1703270128-02-R1.A3L	Test Dates: 3/24 - 8/23/2017	EUT Type: Indoor Access Point		Page 54 of 62



Radar Type 6				
Trial #	USA Bin 6 Radar	Detection ?	Detection Percentage	Limit
1	001	1	97%	70%
2	002	1		
3	003	1		
4	004	1		
5	005	1		
6	006	1		
7	007	1		
8	008	1		
9	009	1		
10	010	1		
11	011	1		
12	012	1		
13	013	1		
14	014	1		
15	015	1		
16	016	1		
17	017	1		
18	018	1		
19	019	0		
20	020	1		
21	021	1		
22	022	1		
23	023	1		
24	024	1		
25	025	1		
26	026	1		
27	027	1		
28	028	1		
29	029	1		
30	030	1		

**Table 5-36. Radar Type 6 Statistical Performance (Ch. 58)**

<b>FCC ID:</b> A3LETWV530		<b>FCC Pt. 15.407 DFS TEST REPORT (MASTER DEVICE) (CLASS II PERM. CHANGE)</b>		<b>Reviewed by:</b> Quality Manager
<b>Test Report S/N:</b> 1M1703270128-02-R1.A3L	<b>Test Dates:</b> 3/24 - 8/23/2017	<b>EUT Type:</b> Indoor Access Point		Page 55 of 62

Radar Type 1A/1B						
Trial #	# Pulses	PW (usec)	PRI (usec)	Detection ?	Detection Percentage	Limit
1	48	1	1106	1	100%	60%
2	46	1	1169	1		
3	34	1	1590	1		
4	28	1	1941	1		
5	27	1	1966	1		
6	27	1	1967	1		
7	24	1	2263	1		
8	23	1	2311	1		
9	23	1	2361	1		
10	22	1	2409	1		
11	22	1	2451	1		
12	22	1	2495	1		
13	19	1	2891	1		
14	18	1	2952	1		
15	18	1	3066	1		
16	102	1	518	1		
17	99	1	538	1		
18	95	1	558	1		
19	92	1	578	1		
20	86	1	618	1		
21	83	1	638	1		
22	77	1	688	1		
23	76	1	698	1		
24	72	1	738	1		
25	68	1	778	1		
26	67	1	798	1		
27	65	1	818	1		
28	63	1	838	1		
29	59	1	898	1		
30	57	1	938	1		



**Table 5-37. Radar Type 1A/1B Statistical Performance (Ch. 106)**

<b>FCC ID:</b> A3LETWV530		<b>FCC Pt. 15.407 DFS TEST REPORT (MASTER DEVICE) (CLASS II PERM. CHANGE)</b>		<b>Reviewed by:</b> Quality Manager
<b>Test Report S/N:</b> 1M1703270128-02-R1.A3L	<b>Test Dates:</b> 3/24 - 8/23/2017	<b>EUT Type:</b> Indoor Access Point		Page 56 of 62





Radar Type 2						
Trial #	# Pulses	PW (usec)	PRI (usec)	Detection ?	Detection Percentage	Limit
1	23	1	188	1	93%	60%
2	27	1	207	1		
3	29	1.1	212	1		
4	23	1.2	194	1		
5	28	1.5	189	1		
6	29	1.6	170	1		
7	26	1.7	156	1		
8	24	1.9	201	1		
9	27	2.2	218	1		
10	29	2.6	188	0		
11	28	2.6	221	1		
12	26	2.7	214	1		
13	24	2.7	224	1		
14	23	2.8	150	1		
15	23	2.9	220	1		
16	28	3.1	182	1		
17	27	3.2	157	1		
18	25	3.3	226	1		
19	26	3.4	183	1		
20	24	3.4	197	1		
21	27	3.5	166	1		
22	25	3.5	206	1		
23	26	3.7	220	1		
24	25	3.9	164	1		
25	27	4.4	163	1		
26	28	4.5	150	1		
27	26	4.6	175	1		
28	25	4.6	213	1		
29	29	4.7	159	0		
30	29	4.7	199	1		

**Table 5-38. Radar Type 2 Statistical Performance (Ch. 106)**

FCC ID: A3LETWV530		FCC Pt. 15.407 DFS TEST REPORT (MASTER DEVICE) (CLASS II PERM. CHANGE)		Reviewed by: Quality Manager
Test Report S/N: 1M1703270128-02-R1.A3L	Test Dates: 3/24 - 8/23/2017	EUT Type: Indoor Access Point		Page 57 of 62

Radar Type 3						
Trial #	# Pulses	PW (usec)	PRI (usec)	Detection ?	Detection Percentage	Limit
1	18	10	309	1	100%	60%
2	17	6	421	1		
3	17	6.3	254	1		
4	18	6.3	255	1		
5	16	7.1	248	1		
6	17	7.3	422	1		
7	16	7.4	207	1		
8	16	7.4	317	1		
9	17	7.5	413	1		
10	16	7.6	354	1		
11	17	7.6	389	1		
12	18	7.7	207	1		
13	18	7.8	265	1		
14	16	7.9	415	1		
15	17	8	297	1		
16	16	8	349	1		
17	18	8	364	1		
18	18	8.1	382	1		
19	18	8.1	493	1		
20	18	8.4	317	1		
21	16	8.4	391	1		
22	17	8.5	327	1		
23	16	8.8	350	1		
24	16	8.8	362	1		
25	18	8.8	483	1		
26	17	9.2	313	1		
27	18	9.5	228	1		
28	17	9.5	483	1		
29	17	9.6	441	1		
30	17	9.9	280	1		

**Table 5-39. Radar Type 3 Statistical Performance (Ch. 106)**



FCC ID: A3LETWV530	 <b>FCC Pt. 15.407 DFS TEST REPORT (MASTER DEVICE) (CLASS II PERM. CHANGE)</b>		Reviewed by: Quality Manager
Test Report S/N: 1M1703270128-02-R1.A3L	Test Dates: 3/24 - 8/23/2017	EUT Type: Indoor Access Point	Page 58 of 62

Radar Type 4					Detection Percentage	Limit
Trial #	# Pulses	PW (usec)	PRI (usec)	Detection ?		
1	13	11	345	1	93%	60%
2	12	12.2	355	1		
3	16	12.3	409	1		
4	16	12.4	234	1		
5	13	12.4	265	1		
6	15	12.6	382	1		
7	15	12.7	407	0		
8	15	12.7	478	1		
9	13	13.1	331	1		
10	15	13.7	322	1		
11	12	14.4	370	1		
12	13	15.1	357	1		
13	12	15.4	201	1		
14	14	15.6	276	1		
15	13	15.7	485	1		
16	14	15.8	481	1		
17	13	15.9	389	1		
18	15	16	455	1		
19	14	16.3	290	1		
20	13	16.5	380	1		
21	14	16.7	490	1		
22	12	18.6	430	0		
23	13	18.6	436	1		
24	12	18.8	228	1		
25	13	18.8	279	1		
26	12	19.2	293	1		
27	14	19.3	457	1		
28	15	19.5	390	1		
29	16	19.6	403	1		
30	16	19.7	269	1		

**Table 5-40. Radar Type 4 Statistical Performance (Ch. 106)**



Radar Type	Number of Trials	Percentage of Successful Detection
1	30	100%
2	30	93%
3	30	100%
4	30	93%
Aggregate (100 + 93 + 100 + 93)/4 = 96.5%; Minimum = 80%		

**Table 5-41. Aggregate (Radar Types 1-4)**

FCC ID: A3LETWV530		FCC Pt. 15.407 DFS TEST REPORT (MASTER DEVICE) (CLASS II PERM. CHANGE)		Reviewed by: Quality Manager
Test Report S/N: 1M1703270128-02-R1.A3L	Test Dates: 3/24 - 8/23/2017	EUT Type: Indoor Access Point	Page 59 of 62	



	Radar Type 5		Center Frequency [MHz]	Detection ?	Detection Percentage	Limit
	Trial #	Chirp Width [MHz]				
Subset 1 (100% Overlap)	1	10	5500	1	100%	80%
	2	15	5500	1		
	3	20	5500	1		
	4	19	5500	1		
	5	16	5500	1		
	6	12	5500	1		
	7	8	5500	1		
	8	8	5500	1		
	9	8	5500	1		
	10	14	5500	1		
Subset 2 (90% Overlap at Low Edge of Band)	11	9	5495.8	1		
	12	10	5496.2	1		
	13	15	5498.2	1		
	14	6	5494.6	1		
	15	13	5497.4	1		
	16	18	5499.4	1		
	17	18	5499.4	1		
	18	20	5500.2	1		
	19	17	5499	1		
	20	8	5495.4	1		
Subset 3 (90% Overlap at Upper Edge of Band)	21	18	5560.7	1		
	22	15	5561.9	1		
	23	20	5559.9	1		
	24	14	5562.3	1		
	25	16	5561.5	1		
	26	12	5563.1	1		
	27	16	5561.5	1		
	28	14	5562.3	1		
	29	11	5563.5	1		
	30	18	5560.7	1		

**Table 5-42. Radar Type 5 Statistical Performance (Ch. 106)**

<b>FCC ID:</b> A3LETWV530		<b>FCC Pt. 15.407 DFS TEST REPORT (MASTER DEVICE) (CLASS II PERM. CHANGE)</b>		<b>Reviewed by:</b> Quality Manager
<b>Test Report S/N:</b> 1M1703270128-02-R1.A3L	<b>Test Dates:</b> 3/24 - 8/23/2017	<b>EUT Type:</b> Indoor Access Point	Page 60 of 62	



Radar Type 6				
Trial #	USA Bin 6 Radar	Detection ?	Detection Percentage	Limit
1	001	1	100%	70%
2	002	1		
3	003	1		
4	004	1		
5	005	1		
6	006	1		
7	007	1		
8	008	1		
9	009	1		
10	010	1		
11	011	1		
12	012	1		
13	013	1		
14	014	1		
15	015	1		
16	016	1		
17	017	1		
18	018	1		
19	019	1		
20	020	1		
21	021	1		
22	022	1		
23	023	1		
24	024	1		
25	025	1		
26	026	1		
27	027	1		
28	028	1		
29	029	1		
30	030	1		

**Table 5-43. Radar Type 6 Statistical Performance (Ch. 106)**

<b>FCC ID:</b> A3LETWV530		<b>FCC Pt. 15.407 DFS TEST REPORT (MASTER DEVICE) (CLASS II PERM. CHANGE)</b>		<b>Reviewed by:</b> Quality Manager
<b>Test Report S/N:</b> 1M1703270128-02-R1.A3L	<b>Test Dates:</b> 3/24 - 8/23/2017	<b>EUT Type:</b> Indoor Access Point		Page 61 of 62

## 6.0 CONCLUSION

The data collected relate only to the item(s) tested and show that the **Samsung Indoor Access Point FCC ID: A3LETWV530** is in compliance with the DFS requirements for a Master Device in accordance with Part 15.407 of the FCC Rules.

<b>FCC ID:</b> A3LETWV530		<b>FCC Pt. 15.407 DFS TEST REPORT (MASTER DEVICE) (CLASS II PERM. CHANGE)</b>	 <b>Reviewed by:</b> Quality Manager
<b>Test Report S/N:</b> 1M1703270128-02-R1.A3L	<b>Test Dates:</b> 3/24 - 8/23/2017	<b>EUT Type:</b> Indoor Access Point	Page 62 of 62