



1. Appendix: UNLICENSED BAND SETUP PHOTOS(Conducted Test)

1) CONDUCTED RF MEASUREMENT SETUP (DTS, UNII, BLE, ZIGBEE)




2) CONDUCTED RF MEASUREMENT SETUP (DFS)




2. Appendix: UNLICENSED BAND SETUP PHOTOS(Radiated Test)

1) RADIATED RF MEASUREMENT SETUP (BELOW 1 GHz)


BELOW 1 GHz FRONT TEST PHOTO




BELOW 1 GHz REAR TEST PHOTO



BELOW 1 GHz FRONT TEST PHOTO(WPT – worst case 15 Watt)




BELOW 1 GHz REAR TEST PHOTO(WPT– worst case 15 Watt)




2) RADIATED RF MEASUREMENT SETUP (ABOVE 1 GHz)

ABOVE 1 GHz FRONT TEST PHOTO




ABOVE 1 GHz REAR TEST PHOTO




3) RADIATED RF MEASUREMENT SETUP (WPT – worst case 15 Watt)


WPT FRONT TEST PHOTO(Face on)




WPT REAR TEST PHOTO(Face on)



WPT FRONT TEST PHOTO(Face off)




WPT REAR TEST PHOTO(Face off)



4) RADIATED RF MEASUREMENT SET-UP (Axis)

X AXIS PHOTO




5) AC LINE CONDUCTED MEASUREMENT SETUP

AC LINE CONDUCTED FRONT TEST PHOTO




AC LINE CONDUCTED REAR TEST PHOTO



AC LINE CONDUCTED FRONT TEST PHOTO
(WPT – worst case 15 Watt)



AC LINE CONDUCTED REAR TEST PHOTO
(WPT – worst case 15 Watt)



END OF TEST PHOTO