



# Test setup photo of EUT


**1. Photos of Operating Mode**




**2. Photo of Radiated Spurious Emission Test (9 kHz ~ 30 MHz)**



**3. Photo of Radiated Spurious Emission Test (30 MHz ~ 1 000 MHz)**



## 4. Photos of AC Power line emission Test



## 5. Photos of MPE Test

