

SGS

Test setup photo of EUT

1. Photos of Operating Mode

– Ant.1




– Ant.2




2. Photo of Radiated Spurious Emission Test (9 kHz ~ 30 MHz)



3. Photo of Radiated Spurious Emission Test (30 MHz ~ 1 000 MHz)




4. Photos of AC Power line emission Test



5. Photos of MPE Test

– E-Field



– B-Field

