

**Test setup photo of EUT**

**1. Photos of Operating Mode**



**2. Photo of Radiated Spurious Emission Test (9 kHz ~ 30 MHz)**




**3. Photo of Radiated Spurious Emission Test (30 MHz ~ 1 000 MHz)**




**Model name: EP-OR900**

**4. Photos of AC Power line emission Test**




**Model name: EP-OR900**

## 5. Photos of MPE Test




Model name: EP-OR900

**Point A**



**Point B**



## Point C



## Point D



Model name: EP-OR900

## Point E



Model name: EP-OR900