



APPENDIX D: SAR TEST SETUP PHOTOGRAPHS



FCC ID: A3LEKGC120		SAR EVALUATION REPORT		Reviewed by: Quality Manager
Test Dates: 11/05/12 - 11/07/12	DUT Type: Portable Camera			Page D1 of D6



SAR Test Setup Photo 1 – Back Side at 0.0 cm

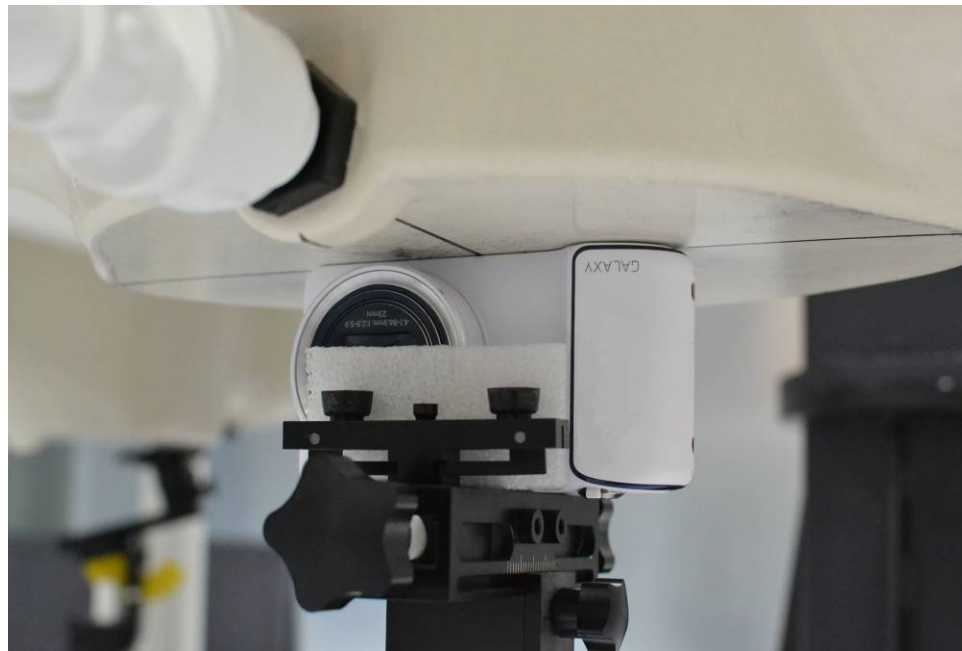


SAR Test Setup Photo 2 – Front Side at 0.0 cm



FCC ID: A3LEKGC120		SAR EVALUATION REPORT		Reviewed by: Quality Manager
Test Dates: 11/05/12 - 11/07/12	DUT Type: Portable Camera			Page D2 of D6



SAR Test Setup Photo 3 – Top Side at 0.0 cm



SAR Test Setup Photo 4 – Bottom Edge at 0.0 cm



FCC ID: A3LEKGC120		SAR EVALUATION REPORT		Reviewed by: Quality Manager
Test Dates: 11/05/12 - 11/07/12	DUT Type: Portable Camera			Page D3 of D6



SAR Test Setup Photo 5 – Left Edge at 0.0 cm



SAR Test Setup Photo 6 – Back Side at 1.0 cm



FCC ID: A3LEKGC120		SAR EVALUATION REPORT		Reviewed by: Quality Manager
Test Dates: 11/05/12 - 11/07/12	DUT Type: Portable Camera			Page D4 of D6



SAR Test Setup Photo 7 – Front Side at 1.0 cm




SAR Test Setup Photo 8 – Top Edge at 1.0 cm



FCC ID: A3LEKGC120		SAR EVALUATION REPORT		Reviewed by: Quality Manager
Test Dates: 11/05/12 - 11/07/12	DUT Type: Portable Camera			Page D5 of D6



SAR Test Setup Photo 9 – Bottom Edge at 1.0 cm



SAR Test Setup Photo 10 – Left Edge at 1.0 cm

FCC ID: A3LEKGC120		SAR EVALUATION REPORT		Reviewed by: Quality Manager
Test Dates: 11/05/12 - 11/07/12	DUT Type: Portable Camera			Page D6 of D6