



# APPENDIX D: SAR TEST SETUP PHOTOGRAPHS



<b>FCC ID:</b> A3LEKGC100A	 <b>PCTEST</b> ENGINEERING LABORATORY, INC.	<b>SAR EVALUATION REPORT</b>		<b>Reviewed by:</b> Quality Manager
<b>Test Dates:</b> 8/24/12-8/27/12, 10/04/12-10/11/12	<b>EUT Type:</b> Portable Camera			Page D1 of D6



**SAR Test Setup Photo 1: Back Side at 0.0 cm**



**SAR Test Setup Photo 2: Front Side at 0.0 cm**



<b>FCC ID:</b> A3LEKGC100A		<b>SAR EVALUATION REPORT</b>		<b>Reviewed by:</b> Quality Manager
<b>Test Dates:</b> 8/24/12-8/27/12, 10/04/12-10/11/12	<b>EUT Type:</b> Portable Camera			Page D2 of D6



**SAR Test Setup Photo 3: Top Edge at 0.0 cm**



**SAR Test Setup Photo 4: Bottom Edge at 0.0 cm**



<b>FCC ID:</b> A3LEKGC100A		<b>SAR EVALUATION REPORT</b>		<b>Reviewed by:</b> Quality Manager
<b>Test Dates:</b> 8/24/12-8/27/12, 10/04/12-10/11/12	<b>EUT Type:</b> Portable Camera			Page D3 of D6



**SAR Test Setup Photo 5: Left Edge at 0.0 cm**



**SAR Test Setup Photo 6: Back Side at 1.0 cm**



<b>FCC ID:</b> A3LEKGC100A		<b>SAR EVALUATION REPORT</b>		<b>Reviewed by:</b> Quality Manager
<b>Test Dates:</b> 8/24/12-8/27/12, 10/04/12-10/11/12	<b>EUT Type:</b> Portable Camera			Page D4 of D6



**SAR Test Setup Photo 7: Front Side at 1.0 cm**



**SAR Test Setup Photo 8: Top Edge at 1.0 cm**



<b>FCC ID:</b> A3LEKGC100A		<b>SAR EVALUATION REPORT</b>		<b>Reviewed by:</b> Quality Manager
<b>Test Dates:</b> 8/24/12-8/27/12, 10/04/12-10/11/12	<b>EUT Type:</b> Portable Camera			Page D5 of D6



**SAR Test Setup Photo 9: Bottom Edge at 1.0 cm**



**SAR Test Setup Photo 10: Left Edge at 1.0 cm**

<b>FCC ID:</b> A3LEKGC100A		<b>SAR EVALUATION REPORT</b>		<b>Reviewed by:</b> Quality Manager
<b>Test Dates:</b> 8/24/12-8/27/12, 10/04/12-10/11/12	<b>EUT Type:</b> Portable Camera			Page D6 of D6