



PCTEST ENGINEERING LABORATORY, INC.

6660-B Dobbin Road, Columbia, MD 21045 USA
Tel. 410.290.6652 / Fax 410.290.6554
http://www.pctestlab.com



RF EXPOSURE EVALUATION (MAXIMUM PERMISSIBLE EXPOSURE)

Applicant Name:

Samsung Electronics Co., Ltd.
416 Maetan 3-Dong, Yeongtong-gu
Suwon-si, Gyeonggi-do
443-742 , Republic of Korea

Date of Testing:

May 2, 2012

Test Site/Location:

PCTEST Lab, Columbia, MD, USA

Test Report Serial No.:

0Y1204200529.A3L

FCC ID:

A3LEADS10EBE

APPLICANT:

Samsung Electronics Co., Ltd.

EUT Type:

Wireless Charging Pad

FCC Rule Part(s):

FCC Part 1 (§1.1310) and Part 2 (§2.1091)

FCC Classification:

Digital Transmission System (DTS)

Test Procedure:

OET Bulletin 65

The device bearing the FCC Identifier specified above has been shown to comply with the applicable technical standards as indicated in the measurement report and has been tested in accordance with the measurement procedures specified in FCC OET Bulletin 65 (See Test Report). These measurements were performed with no deviation from the standards. Test results reported herein relate only to the item(s) tested.

I authorize and attest to the accuracy of data. All measurements reported herein were performed by me or were made under my supervision and are correct to the best of my knowledge and belief. I assume full responsibility for the completeness of these measurements and vouch for the qualifications of all persons taking them.

PCTEST certifies that no party to this application has been subject to a denial of Federal benefits that include FCC benefits pursuant to Section 5301 of the Anti-Drug Abuse Act of 1988, 21 U.S.C. 862.


Randy Ortanez
President







FCC ID: A3LEADS10EBE		MAXIMUM PERMISSIBLE EXPOSURE (MPE) DATA REPORT		Reviewed by: Quality Manager
Test Report S/N: 0Y1204200529.A3L	Test Dates: May 2, 2012	EUT Type: Wireless Charging Pad	Page 1 of 7	

TABLE OF CONTENTS

1.0	RF EXPOSURE EVALUATION – MAXIMUM PERMISSIBLE EXPOSURE (MPE).....	3
1.1	INTRODUCTION	3
1.2	EUT DESCRIPTION	3
1.3	MPE REQUIREMENTS OVERVIEW	4
1.4	TEST EQUIPMENT	5
1.5	TEST CONFIGURATION AND DATA	5
2.0	CONCLUSION.....	7

FCC ID: A3LEADS10EBE		MAXIMUM PERMISSIBLE EXPOSURE (MPE) DATA REPORT		Reviewed by: Quality Manager
Test Report S/N: 0Y1204200529.A3L	Test Dates: May 2, 2012	EUT Type: Wireless Charging Pad	Page 2 of 7	

1.0 RF EXPOSURE EVALUATION – MAXIMUM PERMISSIBLE EXPOSURE (MPE)

1.1 Introduction

This document is prepared on behalf of Samsung Electronics Co., Ltd. to show compliance with the RF Exposure requirements as required in §1.1310 of the FCC Rules and Regulations and RSS-102 of Industry Canada.

The limit for Maximum Permissible Exposure (MPE), specified in FCC §1.1310, is listed in Table 1-1. According to FCC §1.1310 and RSS-102: the criteria listed in the following table shall be used to evaluate the environmental impact of human exposure to radio-frequency (RF) radiation as specified in §1.1307(b).

Frequency Range (MHz)	Electric Field Strength (V/m)	Magnetic Field Strength (A/m)	Power Density (mW/cm ²)	Average Time (Minutes)
(A) Limits For Occupational / Control Exposures (f = frequency)				
30-300	61.4	0.163	1.0	6
300-1500	f/300	6
1500-100,000	5.0	6
(B) Limits For General Population / Uncontrolled Exposure (f = frequency)				
1.34–30	824/f	2.19/f	*(180/f ²)	30
30-300	27.5	0.073	0.2	30
300-1500	f/1500	30
1500-100,000	1.0	30



Table 1-1. Limits for Maximum Permissible Exposure (MPE)

1.2 EUT Description

The Samsung Model: EAD-S10EBE is a wireless charging pad containing Zigbee and wireless charging circuit using ISM frequency of 6.78MHz. For this MPE evaluation the device is set to transmit and the RF exposure is evaluated.

EUT:

Model: EAD-S10EBE
 Grantee: Samsung Electronics Co., Ltd.
 FCC ID: A3LEADS10EBE

FCC ID: A3LEADS10EBE		MAXIMUM PERMISSIBLE EXPOSURE (MPE) DATA REPORT		Reviewed by: Quality Manager
Test Report S/N: 0Y1204200529.A3L	Test Dates: May 2, 2012	EUT Type: Wireless Charging Pad	Page 3 of 7	

1.3 MPE Requirements Overview


Three different categories of transmitters are defined by the FCC in OET Bulletin 65. These categories are fixed installation, mobile, and portable and are defined as follows:

- **Fixed Installations:** fixed location means that the device, including its antenna, is physically secured at a permanent location and is not able to be easily moved to another location. Additionally, distance to humans from the antenna is maintained to at least 2 meters.
- **Mobile Devices:** a mobile device is defined as a transmitting device designed to be used in other than fixed locations and to be generally used in such a way that a separation distance of at least 20 centimeters is normally maintained between the transmitter's radiating structures and the body of the user or nearby persons. Transmitters designed to be used by consumers or workers that can be easily re-located, such as a wireless modem operating in a laptop computer, are considered mobile devices if they meet the 20 centimeter separation requirement. The FCC rules for evaluating mobile devices for RF compliance are found in 47 CFR §2.1091.
- **Portable Devices:** a portable device is defined as a transmitting device designed to be used so that the radiating structure(s) of the device is/are within 20 centimeters of the body of the user. Portable device requirements are found in Section 2.1093 of the FCC's Rules (47 CFR§2.1093).

The FCC also categorizes the use of the device as based upon the user's awareness and ability to exercise control over his or her exposure. The two categories defined are Occupational/ Controlled Exposure and General Population/Uncontrolled Exposure. These two categories are defined as follows:

- **Occupational/Controlled Exposure:** In general, occupational/controlled exposure limits are applicable to situations in which persons are exposed as a consequence of their employment, who have been made fully aware of the potential for exposure and can exercise control over their exposure. This exposure category is also applicable when the exposure is of a transient nature due to incidental passage through a location where the exposure levels may be higher than the general population/uncontrolled limits, but the exposed person is fully aware of the potential for exposure and can exercise control over his or her exposure by leaving the area or by some other appropriate means. Awareness of the potential for RF exposure in a workplace or similar environment can be provided through specific training as part of a RF safety program. If appropriate, warning signs and labels can also be used to establish such awareness by providing prominent information on the risk of potential exposure and instructions on methods to minimize such exposure risks.
- **General Population/Uncontrolled Exposure:** The general population / uncontrolled exposure limits are applicable to situations in which the general public may be exposed or in which persons who are exposed as a consequence of their employment may not be made fully aware of the potential for exposure or cannot exercise control over their exposure. Members of the general public would come under this category when exposure is not employment-related; for example, in the case of a wireless transmitter that exposes persons in its vicinity. Warning labels placed on low-power consumer devices such as cellular telephones are not considered sufficient to allow the device to be considered under the occupational/controlled category, and the general population/uncontrolled exposure limits apply to these devices.

The Samsung Wireless Charging Pad FCC ID: A3LEADS10EBE is evaluated to the Fixed Installation requirements and is considered a device to be used by the General Population/Uncontrolled Exposure.

FCC ID: A3LEADS10EBE		MAXIMUM PERMISSIBLE EXPOSURE (MPE) DATA REPORT		Reviewed by: Quality Manager
Test Report S/N: 0Y1204200529.A3L	Test Dates: May 2, 2012	EUT Type: Wireless Charging Pad	Page 4 of 7	

1.4 Test Equipment

Test Equipment Calibration is traceable to the National Institute of Standards and Technology (NIST).

Manufacturer	Model or P/N	Description	Cal Date	Cal Interval	Cal Due	S/N
Narda	EMR-300	Radiation Meter	6/6/2011	Biennial	6/6/2013	BC-0054
Narda	2244/90.23	E-Field Probe (3MHz - 18GHz)	6/6/2011	Biennial	6/6/2013	AL-0007
Narda	NBM-550	Broadband Field Meter	5/1/2012	Biennial	5/1/2014	D-0128
Narda	3061	H-Field Probe (300kHz - 30MHz)	5/1/2012	Biennial	5/1/2014	A-0247

1.5 Test Configuration and Data

6.78GHz ISM Charging Operation:

The field strength of both E-field and H-field was measured at 15cm using the equipment list above for determining compliance with the MPE requirements of FCC Part 1.1310. Measurements were taken at non-standard 15cm (instead of 20cm) based on KDB Inquiry guidance from the FCC. During measurements, the wireless charging pad (WCP) FCC ID: A3LEADS10EBE was wirelessly charging a battery housed inside a Samsung portable handset. The Samsung portable handset was equipped with the Samsung wireless charging cover (WCC) FCC ID: A3LEBCS10RBE. During testing, the Samsung WCP FCC ID: A3LEADS10EBE was powered by an AC Travel Adapter Model: ETA-D10XBE.

The WCP was tested with 3 different Samsung handset models (Models: SCH-I535, SPH-L710, and SGH-I747). It was determined that RF power density measurements did not vary depending on the handset model. For each handset model, RF power density was measured with the battery at 2 different charge conditions: depleted and full. The WCP operating with a fully charged battery was determined to be the worst case that produced maximum E-field and H-field. The MPE data in the table below is from this test configuration.

During testing, the WCP was placed on a non-conductive (composite plastic) table top, and the handset with the WCC was placed on the WCP for charging. Maximum E-field and H-field measurements were made 15cm from each side of the EUT. Along the side of the EUT and still 15cm away from the edge of the EUT, the field probes were positioned at the location where there is maximum field strength. The probe was allowed to measure field strength at that location for 30minutes. The maximum E-field and H-field is reported below.

The Samsung Wireless Charging System uses a wireless charging circuit for power transfer operating at the ISM frequency of 6.78MHz. Thus, the E-field Limit = $824/f$ (f is in MHz) so $824/6.78\text{MHz} = 121.5$ (V/m). The H-field limit = $2.19/f$, so $2.19/6.78 = 0.323$ (A/m).

E-Field Measurement (15cm)					
EUT Side:	Left	Right	Top	Bottom	Z-axis (Above)
Max E-field (V/m)	11.85	3.74	9.81	6.45	11.43
Limit $824/f$ (V/m)	121.5	121.5	121.5	121.5	121.5
Margin (V/m)	-109.65	-117.76	-111.69	-115.05	-110.07

Table 1-2. E-field MPE Data



FCC ID: A3LEADS10EBE		MAXIMUM PERMISSIBLE EXPOSURE (MPE) DATA REPORT		Reviewed by: Quality Manager
Test Report S/N: 0Y1204200529.A3L	Test Dates: May 2, 2012	EUT Type: Wireless Charging Pad	Page 5 of 7	

H-Field Measurement (15cm)					
EUT Side:	Left	Right	Top	Bottom	Z-axis (Above)
Max H-field (A/m)	0.033	0.010	0.028	0.017	0.032
Limit 2.19/f (A/m)	0.323	0.323	0.323	0.323	0.323
Margin (A/m)	-0.290	-0.313	-0.295	-0.306	-0.291

Table 1-3. H-field MPE Data



Zigbee Transmitter Operation:

The Zigbee transmitter of the Wireless Charging Pad has a maximum output power of 4.671 dBm with peak antenna gain of 2.83 dBi. The total radiated output power is 4.671 dBm + 2.83 dBi = 7.501 dBm (5.62 mW). The threshold for requiring SAR measurements at 2.4GHz operations is $60/f = 60/2.4 = 25\text{mW}$. Therefore, the Zigbee transmitter is exempt from SAR evaluations and complies with the RF Exposure requirements.

FCC ID: A3LEADS10EBE		MAXIMUM PERMISSIBLE EXPOSURE (MPE) DATA REPORT		Reviewed by: Quality Manager
Test Report S/N: 0Y1204200529.A3L	Test Dates: May 2, 2012	EUT Type: Wireless Charging Pad	Page 6 of 7	

2.0 CONCLUSION

The device meets the mobile RF exposure limit at a 15cm separation distance as specified in §2.1091 of the FCC Rules and Regulations and Health Canada Safety Code 6. An appropriate RF exposure compliance statement will be placed in the user's manual.

FCC ID: A3LEADS10EBE		MAXIMUM PERMISSIBLE EXPOSURE (MPE) DATA REPORT		Reviewed by: Quality Manager
Test Report S/N: 0Y1204200529.A3L	Test Dates: May 2, 2012	EUT Type: Wireless Charging Pad		Page 7 of 7