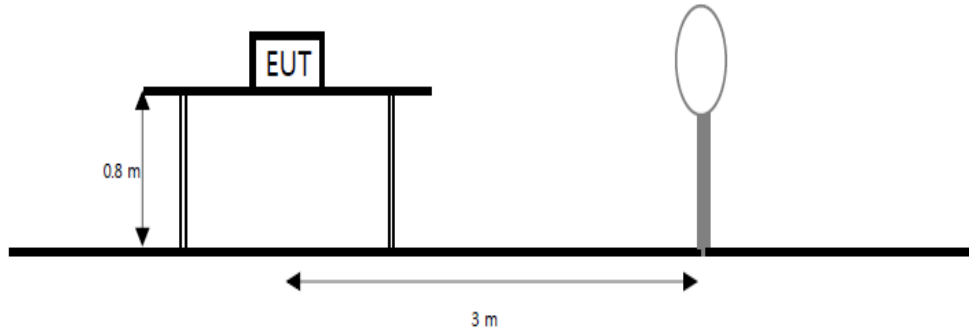


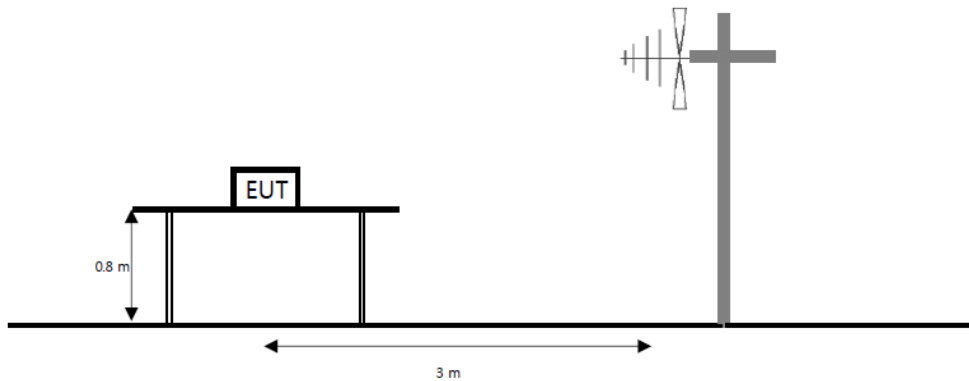
7.6. Spurious Emission, Band Edge and Restricted bands

Test setup

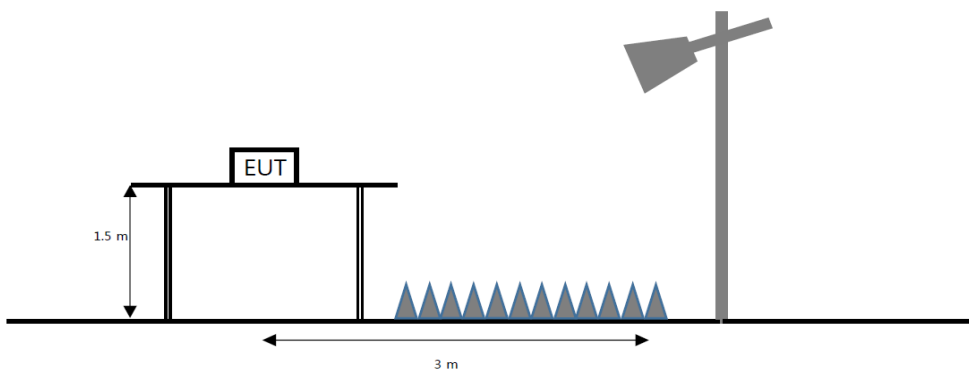
The diagram below shows the test setup that is utilized to make the measurements for emission from 9 kHz to 30 MHz Emissions



The diagram below shows the test setup that is utilized to make the measurements for emission from 30 MHz to 1 GHz emissions.



The diagram below shows the test setup that is utilized to make the measurements for emission from 1 GHz to the tenth harmonic of the highest fundamental frequency or to 40 GHz emissions, whichever is lower.



Limit**FCC**

According to section 15.209(a) except as provided elsewhere in this subpart, the emissions from an intentional radiator shall not exceed the field strength levels specified in the following table:

Frequency (MHz)	Field strength ($\mu\text{V}/\text{m}$)	Measurement distance (m)
0.009 - 0.490	2 400/F(kHz)	300
0.490 - 1.705	24 000/F(kHz)	30
1.705 - 30	30	30
30 - 88	100**	3
88 - 216	150**	3
216 - 960	200**	3
Above 960	500	3

**Except as provided in paragraph (g), fundamental emissions from intentional radiators operating under this section shall not be located in the frequency bands 54–72 MHz, 76–88 MHz, 174–216 MHz or 470–806 MHz. However, operation within these frequency bands is permitted under other sections of this part, e.g., Section 15.231 and 15.241.

According to section 15.205(a) and (b) only spurious emissions are permitted in any of the frequency bands listed below:

MHz	MHz	MHz	GHz
0.009 - 0.110	16.42 - 16.423	399.9 - 410	4.5 - 5.15
0.495 - 0.505	16.694 75 - 16.695 25	608 - 614	5.35 - 5.46
2.173 5 - 2.190 5	16.804 25 - 16.804 75	960 - 1 240	7.25 - 7.75
4.125 - 4.128	25.5 - 25.67	1 300 - 1 427	8.025 - 8.5
4.177 25 - 4.177 75	37.5 - 38.25	1 435 - 1 626.5	9.0 - 9.2
4.207 25 - 4.207 75	73 - 74.6	1 645.5 - 1 646.5	9.3 - 9.5
6.215 - 6.218	74.8 - 75.2	1 660 - 1 710	10.6 - 12.7
6.267 75 - 6.268 25	108 - 121.94	1 718.8 - 1 722.2	13.25 - 13.4
6.311 75 - 6.312 25	123 - 138	2 200 - 2 300	14.47 - 14.5
8.291 - 8.294	149.9 - 150.05	2 310 - 2 390	15.35 - 16.2
8.362 - 8.366	156.524 75 - 156.525	2 483.5 - 2 500	17.7 - 21.4
8.376 25 - 8.386 75	25	2 690 - 2 900	22.01 - 23.12
8.414 25 - 8.414 75	156.7 - 156.9	3 260 - 3 267	23.6 - 24.0
12.29 - 12.293	162.012 5 - 167.17	3 332 - 3 339	31.2 - 31.8
12.519 75 - 12.520 25	167.72 - 173.2	3 345.8 - 3 358	36.43 - 36.5
12.576 75 - 12.577 25	240 - 285	3 600 - 4 400	Above 38.6
13.36 - 13.41	322 - 335.4		

The field strength of emissions appearing within these frequency bands shall not exceed the limits shown in section 15.209. At frequencies equal to or less than 1 000 MHz, compliance with the limits in section 15.209 shall be demonstrated using measurement instrumentation employing a CISPR quasi-peak detector. Above 1 000 MHz, compliance with the emission limits in section 15.209 shall be demonstrated based on the average value of the measured emissions. The provisions in section 15.35 apply to these measurements.

According to section 15.407(b), undesirable emission limits. Except as shown in paragraph (b)(7) of this section, the maximum emissions outside of the frequency bands of operation shall be attenuated in accordance with the following limits:

For transmitters operating in the 5.15-5.25 GHz band: All emissions outside of the 5.15-5.35 GHz band shall not exceed an e.i.r.p. of -27 dBm/MHz

For transmitters operating in the 5.25-5.35 GHz band: All emissions outside of the 5.15-5.35 GHz band shall not exceed an e.i.r.p. of -27 dBm/MHz.

For transmitters operating in the 5.725-5.85 GHz band: All emissions shall be limited to a level of -27 dBm/MHz at 75 MHz or more above or below the band edge increasing linearly to 10 dBm/MHz at 25 MHz above or below the band edge, and from 25 MHz above or below the band edge increasing linearly to a level of 15.6 dBm/MHz at 5 MHz above or below the band edge, and from 5 MHz above or below the band edge increasing linearly to a level of 27 dBm/MHz at the band edge.

IC

According to RSS-247(5.5), In any 100 kHz bandwidth outside the frequency band in which the spread spectrum or digitally modulated device is operating, the RF power that is produced shall be at least 20 dB below that in the 100 kHz bandwidth within the band that contains the highest level of the desired power, based on either an RF conducted or a radiated measurement, provided that the transmitter demonstrates compliance with the peak conducted power limits. If the transmitter complies with the conducted power limits based on the use of root-mean-square averaging over a time interval, as permitted under section 5.4(d), the attenuation required shall be 30 dB instead of 20 dB. Attenuation below the general field strength limits specified in RSS-Gen is not required.

According to RSS-Gen(8.9), Except where otherwise indicated in the applicable RSS, radiated emissions shall comply with the field strength limits shown in table 5 and table 6. Additionally, the level of any transmitter unwanted emission shall not exceed the level of the transmitter's fundamental emission.

Table 5- General field strength limits at frequencies above 30 MHz

Frequency(MHz)	Field strength ($\mu\text{V}/\text{m}$ at 3 m)
30 to 88	100
88 to 216	150
216 to 960	200
Above 960	500

Table 6- General field strength limits at frequencies below 30 MHz

Frequency	Magnetic field strength (H-Field) ($\mu\text{A}/\text{m}$)	Measurement distance(m)
9 – 490 kHz ¹⁾	6.37/F (F in kHz)	300
490 – 1705 kHz	63.7/F (F in kHz)	30
1.705 - 30 MHz	0.08	30

According to RSS-Gen(8.10), Restricted frequency bands, identified in table 7, are designated primarily for safety-of-life services (distress calling and certain aeronautical activities), certain satellite downlinks, radio astronomy and some government uses. Except where otherwise indicated, the following conditions related to the restricted frequency bands apply:

- The transmit frequency, including fundamental components of modulation, of licence-exempt radio apparatus shall not fall within the restricted frequency bands listed in table 7 except for apparatus compliant with RSS-287, Emergency Position Indicating Radio Beacons (EPIRB), Emergency Locator Transmitters (ELT), Personal Locator Beacons (PLB), and Maritime Survivor Locator Devices (MSLD).
- Unwanted emissions that fall into restricted frequency bands listed in table 7 shall comply with the limits specified in table 5 and table 6.
- Unwanted emissions that do not fall within the restricted frequency bands listed in table 7 shall comply either with the limits specified in the applicable RSS or with those specified in table 5 and table 6.

Table 7- Restricted frequency bands*

MHz	MHz	GHz
0.090 - 0.110	149.9 - 150.05	9.0 - 9.2
0.495 - 0.505	156.52475 - 156.52525	9.3 - 9.5
2.1735 - 2.1905	156.7 - 156.9	10.6 - 12.7
3.020 - 3.026	162.0125 - 167.17	13.25 - 13.4
4.125 - 4.128	167.72 - 173.2	14.47 - 14.5
4.17725 - 4.17775	240 - 285	15.35 - 16.2
4.20725 - 4.20775	322 - 335.4	17.7 - 21.4
5.677 - 5.683	399.9 - 410	22.01 - 23.12
6.215 - 6.218	608 - 614	23.6 - 24.0
6.26775 - 6.26825	960 - 1427	31.2 - 31.8
6.31175 - 6.31225	1435 - 1626.5	36.43 - 36.5
8.291 - 8.294	1645.5 - 1646.5	Above 38.6
8.362 - 8.366	1660 - 1710	
8.37625 - 8.38675	1718.8 - 1722.2	
8.41425 - 8.41475	2200 - 2300	
12.29 - 12.293	2310 - 2390	
12.51975 - 12.52025	2483.5 - 2500	
12.57675 - 12.57725	2655 - 2900	
13.36 - 13.41	3260 - 3267	
16.42 - 16.423	3332 - 3339	
16.69475 - 16.69525	3345.8 - 3358	
16.80425 - 16.80475	3500 - 4400	
25.5 - 25.67	4500 - 5150	
37.5 - 38.25	5350 - 5460	
73 - 74.6	7250 - 7750	
74.8 - 75.2	8025 - 8500	
108 - 138	--	

* Certain frequency bands listed in table 7 and in bands above 38.6 GHz are designated for licence-exempt applications. These frequency bands and the requirements that apply to related devices are set out in the 200 and 300 series of RSSs.

Test procedureANSI C63.10-2013 Section 12.7.7.2, 12.7.5, 12.7.6
KDB 789033 D02 v02r01 – Section G**Test settings****Peak field strength measurements**

1. Analyzer center frequency was set to the frequency of the radiated spurious emission of interest
2. RBW = as specified in table
3. VBW \geq (3 \times RBW)
4. Detector = peak
5. Sweep time = auto
6. Trace mode = max hold
7. Allow sweeps to continue until the trace stabilizes

Table. RBW as a function of frequency

Frequency	RBW
9 kHz to 150 kHz	200 Hz to 300 Hz
0.15 MHz to 30 MHz	9 kHz to 10 kHz
30 MHz to 1 000 MHz	100 kHz to 120 kHz
> 1 000 MHz	1 MHz

Average field strength measurements**Trace averaging with continuous EUT transmission at full power**

If the EUT can be configured or modified to transmit continuously ($D \geq 98\%$), then the average emission levels shall be measured using the following method (with EUT transmitting continuously):

1. RBW = 1 MHz (unless otherwise specified).
2. VBW \geq (3 \times RBW).
3. Detector = RMS (power averaging), if $[\text{span} / (\# \text{ of points in sweep})] \leq (\text{RBW} / 2)$. Satisfying this condition may require increasing the number of points in the sweep or reducing the span. If this condition cannot be satisfied, then the detector mode shall be set to peak.
4. Averaging type = power (i.e., rms):
 - 1) As an alternative, the detector and averaging type may be set for linear voltage averaging.
 - 2) Some instruments require linear display mode to use linear voltage averaging. Log or dB averaging shall not be used.
5. Sweep time = auto.
6. Perform a trace average of at least 100 traces.

Trace averaging across ON and OFF times of the EUT transmissions followed by duty cycle correction

If continuous transmission of the EUT ($D \geq 98\%$) cannot be achieved and the duty cycle is constant (duty cycle variations are less than $\pm 2\%$), then the following procedure shall be used:

1. The EUT shall be configured to operate at the maximum achievable duty cycle.
2. Measure the duty cycle D of the transmitter output signal as described in 11.6.
3. RBW = 1 MHz (unless otherwise specified).
4. VBW \geq [3 \times RBW].
5. Detector = RMS (power averaging), if $[\text{span} / (\# \text{ of points in sweep})] \leq (\text{RBW} / 2)$. Satisfying this condition may require increasing the number of points in the sweep or reducing the span. If this

condition cannot be satisfied, then the detector mode shall be set to peak.

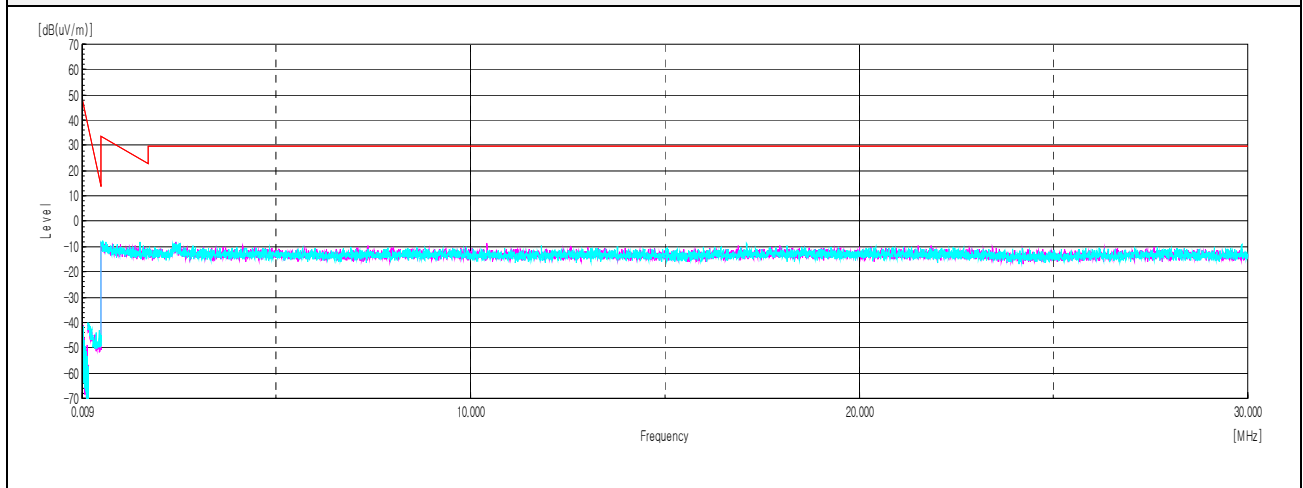
6. Averaging type = power (i.e., rms):
 - 1) As an alternative, the detector and averaging type may be set for linear voltage averaging.
 - 2) Some instruments require linear display mode to use linear voltage averaging. Log or dB averaging shall not be used.
7. Sweep time = auto.
8. Perform a trace average of at least 100 traces.
9. A correction factor shall be added to the measurement results prior to comparing with the emission limit to compute the emission level that would have been measured had the test been performed at 100% duty cycle. The correction factor is computed as follows:
 - 1) If power averaging (rms) mode was used in step f), then the applicable correction factor is $[10 \log (1 / D)]$, where D is the duty cycle.
 - 2) If linear voltage averaging mode was used in step f), then the applicable correction factor is $[20 \log (1 / D)]$, where D is the duty cycle.
 - 3) If a specific emission is demonstrated to be continuous ($D \geq 98\%$) rather than turning ON and OFF with with the transmit cycle, then no duty cycle correction is required for that emission.

Notes:

1. $f < 30$ MHz, extrapolation factor of 40 dB/decade of distance. $F_d = 40 \log(D_m/D_s)$
 $f \geq 30$ MHz, extrapolation factor of 20 dB/decade of distance. $F_d = 20 \log(D_m/D_s)$
Where:
 F_d = Distance factor in dB
 D_m = Measurement distance in meters
 D_s = Specification distance in meters
2. Factors(dB) = Antenna factor(dB/m) + Cable loss(dB) + or Amp. gain(dB) + or F_d (dB)
3. The worst-case emissions are reported however emissions whose levels were not within 20 dB of respective limits were not reported.
4. Average test would be performed if the peak result were greater than the average limit.
5. ¹⁾ means restricted band.
6. According to part 15.31(f)(2), an extrapolation factor of 40 dB/decade is applied because measured distance of radiated emission is 3 m.
7. Below 30 MHz frequency range, In order to search for the worst result, all orientations about parallel, perpendicular, and ground-parallel were investigated then reported. when the emission level was higher than 20 dB of the limit, then the following statement shall be made: "No spurious emissions were detected within 20 dB of the limit."

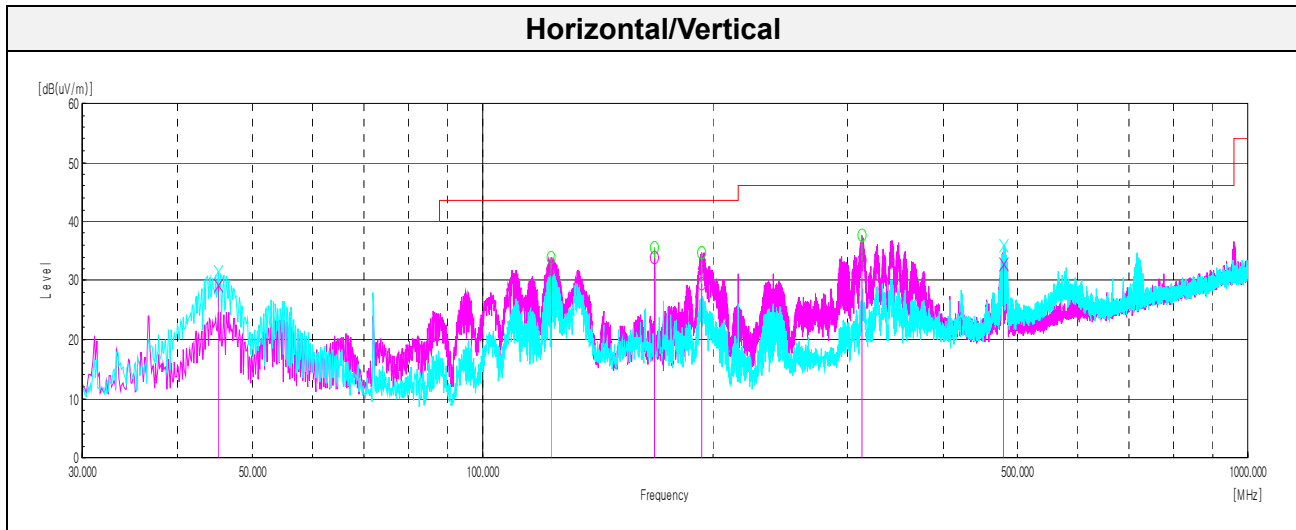
Test results (Below 30 MHz) – Worst case: 802.11ac VHT 40 2TX MIMO / UNII-1 5 230 MHz

Frequency	Pol.	Reading	Ant. Factor	Amp. +Cable	Distance Factor	DCF	Result	Limit	Margin
[MHz]	[V/H]	[dB(μ V)]	[dB]	[dB]	[dB]	[dB]	[dB(μ V/m)]	[dB(μ V/m)]	[dB]
No spurious emissions were detected within 20 dB of the limit.									

Horizontal/Vertical

Test results (Below 1 000 MHz) –case: 802.11ac VHT 40 2TX MIMO / UNII-1 5 230 MHz

Frequency	Pol.	Reading	Ant. Factor	Amp.+Cable	DCF	Result	Limit	Margin
(MHz)	(V/H)	(dB(μ V))	(dB)	(dB)	(dB)	(dB(μ V/m))	(dB(μ V/m))	(dB)
Quasi peak data								
45.16	V	41.30	18.30	41.30	-	29.19	40.00	10.81
123.00	H	43.80	17.35	43.80	-	32.10	43.50	11.40
167.98	H	44.00	18.22	44.00	-	33.81	43.50	9.69
193.32	H	41.90	16.07	41.90	-	29.86	43.50	13.64
313.36	H	40.50	19.59	40.50	-	33.36	46.00	12.64
479.96	V	34.60	23.26	34.60	-	32.66	46.00	13.34

Horizontal/Vertical

Test results (Above 1 000 MHz)**802.11a UNII-1 ANT1****Lowest Channel (5 180 MHz)**

Frequency	Pol.	Reading	Ant. Factor	Amp.+Cable	DCF	Result	Limit	Margin
(MHz)	(V/H)	(dB(μ V))	(dB)	(dB)	(dB)	(dB(μ V/m))	(dB(μ V/m))	(dB)
Peak data								
5 145.11 ¹⁾	H	42.33	34.23	-27.09	-	49.47	74.00	24.53
10 362.92	V	63.92	37.26	-51.97	-	49.21	68.20	18.99
16 555.67	H	55.67	41.56	-45.34	-	51.89	68.20	16.31
Average Data								
No spurious emissions were detected within 20 dB of the limit								

Middle Channel (5 200 MHz)

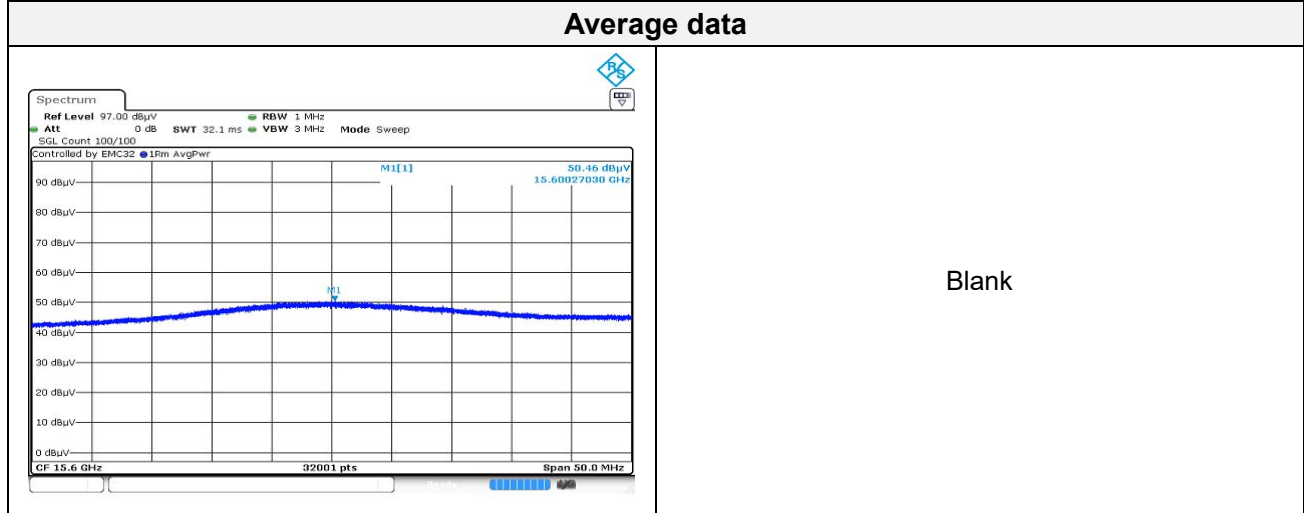
Frequency	Pol.	Reading	Ant. Factor	Amp.+Cable	DCF	Result	Limit	Margin
(MHz)	(V/H)	(dB(μ V))	(dB)	(dB)	(dB)	(dB(μ V/m))	(dB(μ V/m))	(dB)
Peak data								
10 398.14	V	66.33	37.30	-51.89	-	51.74	68.20	16.46
15 600.27 ¹⁾	V	63.31	40.02	-49.29	-	54.04	74.00	19.96
Average Data								
15 600.27 ¹⁾	V	50.46	40.02	-49.29	-	41.19	54.00	12.81

Highest Channel (5 240 MHz)

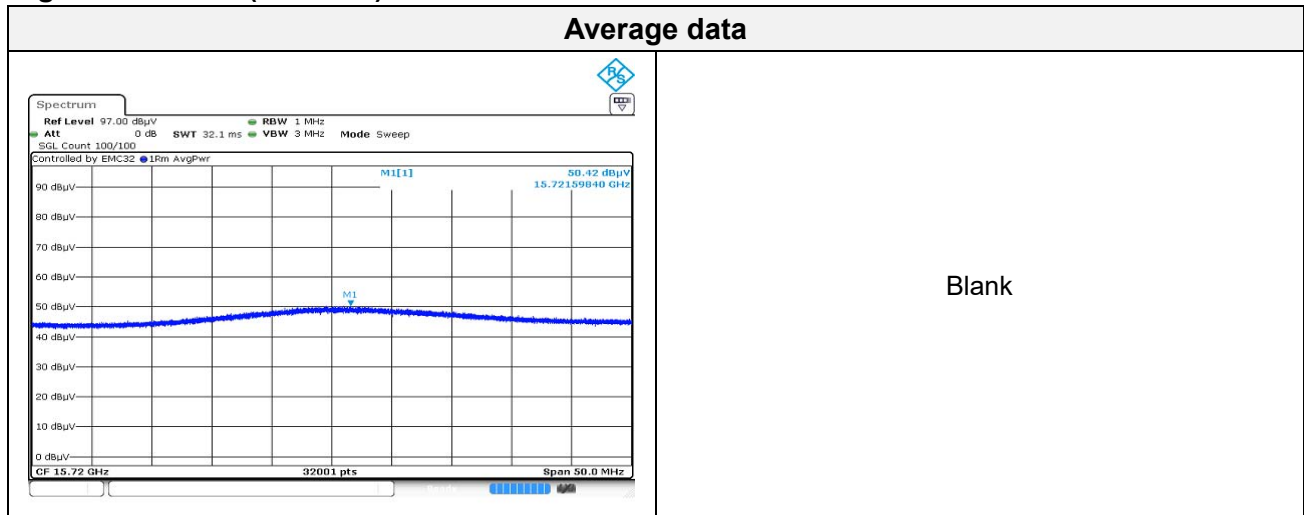
Frequency	Pol.	Reading	Ant. Factor	Amp.+Cable	DCF	Result	Limit	Margin
(MHz)	(V/H)	(dB(μ V))	(dB)	(dB)	(dB)	(dB(μ V/m))	(dB(μ V/m))	(dB)
Peak data								
10 481.16	V	66.71	37.38	-51.71	-	52.38	68.20	15.82
15 721.60 ¹⁾	V	60.94	40.04	-48.98	-	52.00	74.00	22.00
Average Data								
15 721.60 ¹⁾	V	50.42	40.04	-48.98	-	41.48	54.00	12.52

802.11a UNII-1 ANT1

Middle Channel (5 200 MHz)



Highest Channel (5 240 MHz)



802.11a UNII-1 ANT2**Lowest Channel (5 180 MHz)**

Frequency	Pol.	Reading	Ant. Factor	Amp.+Cable	DCF	Result	Limit	Margin
(MHz)	(V/H)	(dB(μ V))	(dB)	(dB)	(dB)	(dB(μ V/m))	(dB(μ V/m))	(dB)
Peak data								
5 148.38 ¹⁾	H	42.54	34.24	-27.11	-	49.67	74.00	24.33
10 364.00	V	61.42	37.26	-51.97	-	46.71	68.20	21.49
16 557.11	V	56.87	41.56	-45.35	-	53.08	68.20	15.12
Average Data								
No spurious emissions were detected within 20 dB of the limit								

Middle Channel (5 200 MHz)

Frequency	Pol.	Reading	Ant. Factor	Amp.+Cable	DCF	Result	Limit	Margin
(MHz)	(V/H)	(dB(μ V))	(dB)	(dB)	(dB)	(dB(μ V/m))	(dB(μ V/m))	(dB)
Peak data								
10 402.45	V	63.87	37.30	-51.88	-	49.29	68.20	18.91
16 664.92	V	56.86	41.66	-45.74	-	52.78	68.20	15.42
Average Data								
No spurious emissions were detected within 20 dB of the limit								

Highest Channel (5 240 MHz)

Frequency	Pol.	Reading	Ant. Factor	Amp.+Cable	DCF	Result	Limit	Margin
(MHz)	(V/H)	(dB(μ V))	(dB)	(dB)	(dB)	(dB(μ V/m))	(dB(μ V/m))	(dB)
Peak data								
10 477.20	V	62.64	37.38	-51.72	-	48.30	68.20	19.90
16 845.33	H	56.75	41.85	-46.41	-	52.19	68.20	16.01
Average Data								
No spurious emissions were detected within 20 dB of the limit.								

802.11a UNII-1 2TX MIMO**Lowest Channel (5 180 MHz)**

Frequency	Pol.	Reading	Ant. Factor	Amp.+Cable	DCF	Result	Limit	Margin
(MHz)	(V/H)	(dB(μ V))	(dB)	(dB)	(dB)	(dB(μ V/m))	(dB(μ V/m))	(dB)
Peak data								
5 148.03 ¹⁾	H	42.78	34.24	-27.11	-	49.91	74.00	24.09
10 362.20	V	65.47	37.26	-51.98	-	50.75	68.20	17.45
16 552.44	H	55.49	41.55	-45.33	-	51.71	68.20	16.49
Average Data								
No spurious emissions were detected within 20 dB of the limit								

Middle Channel (5 200 MHz)

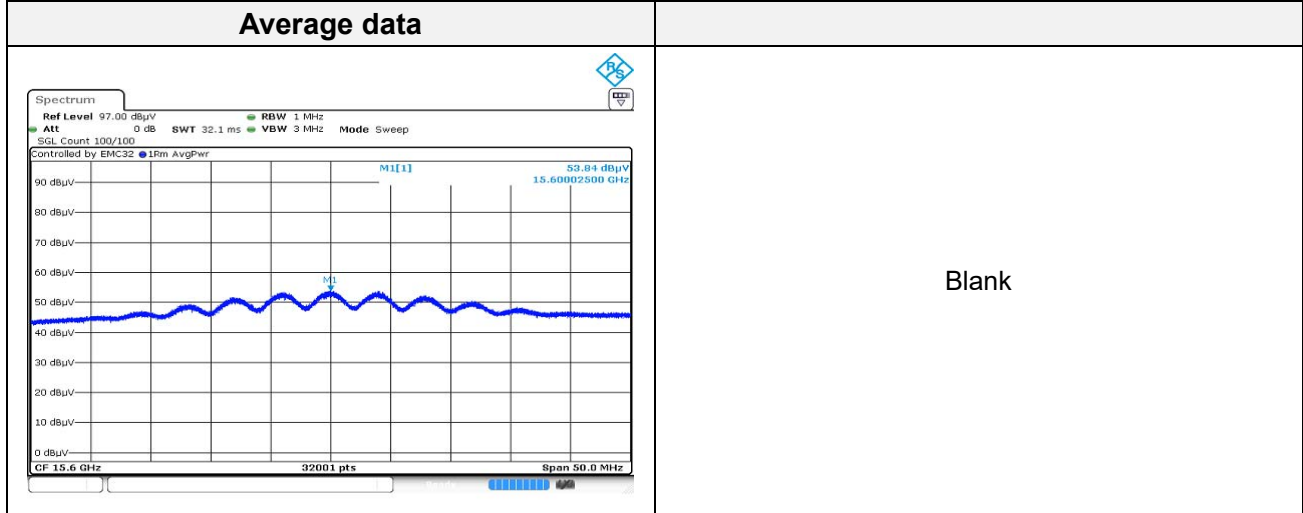
Frequency	Pol.	Reading	Ant. Factor	Amp.+Cable	DCF	Result	Limit	Margin
(MHz)	(V/H)	(dB(μ V))	(dB)	(dB)	(dB)	(dB(μ V/m))	(dB(μ V/m))	(dB)
Peak data								
10 398.86	V	71.11	37.30	-51.89	-	56.52	68.20	11.68
15 600.00 ¹⁾	V	60.44	40.02	-49.29	-	51.17	74.00	22.83
Average Data								
15 600.00 ¹⁾	V	53.84	40.02	-49.29	-	44.57	54.00	9.43

Highest Channel (5 240 MHz)

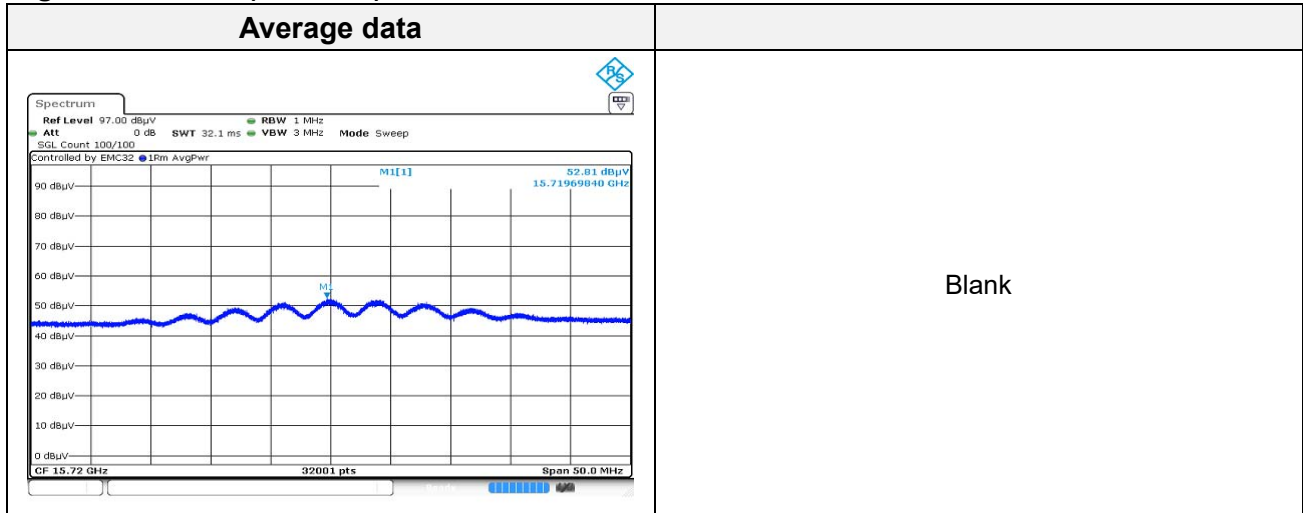
Frequency	Pol.	Reading	Ant. Factor	Amp.+Cable	DCF	Result	Limit	Margin
(MHz)	(V/H)	(dB(μ V))	(dB)	(dB)	(dB)	(dB(μ V/m))	(dB(μ V/m))	(dB)
Peak data								
10 482.95	V	69.04	37.38	-51.70	-	54.72	68.20	13.48
15 719.70 ¹⁾	V	60.48	40.04	-48.98	-	51.54	74.00	22.46
Average Data								
15 719.70 ¹⁾	V	52.81	40.04	-48.98	-	43.87	54.00	10.13

802.11a UNII-1 2TX MIMO

Middle Channel (5 200 MHz)



Highest Channel (5 240 MHz)



802.11 HT20 UNII-1 ANT1**Lowest Channel (5 180 MHz)**

Frequency	Pol.	Reading	Ant. Factor	Amp.+Cable	DCF	Result	Limit	Margin
(MHz)	(V/H)	(dB(μ V))	(dB)	(dB)	(dB)	(dB(μ V/m))	(dB(μ V/m))	(dB)
Peak data								
5 149.76 ¹⁾	H	44.54	34.24	-27.12	-	51.66	74.00	22.34
10 360.05	V	63.56	37.26	-51.98	-	48.84	68.20	19.36
16 566.09	V	56.03	41.57	-45.38	-	52.22	68.20	15.98
Average Data								
5 149.76 ¹⁾	H	35.08	34.24	-27.12	-	42.20	54.00	11.80

Middle Channel (5 200 MHz)

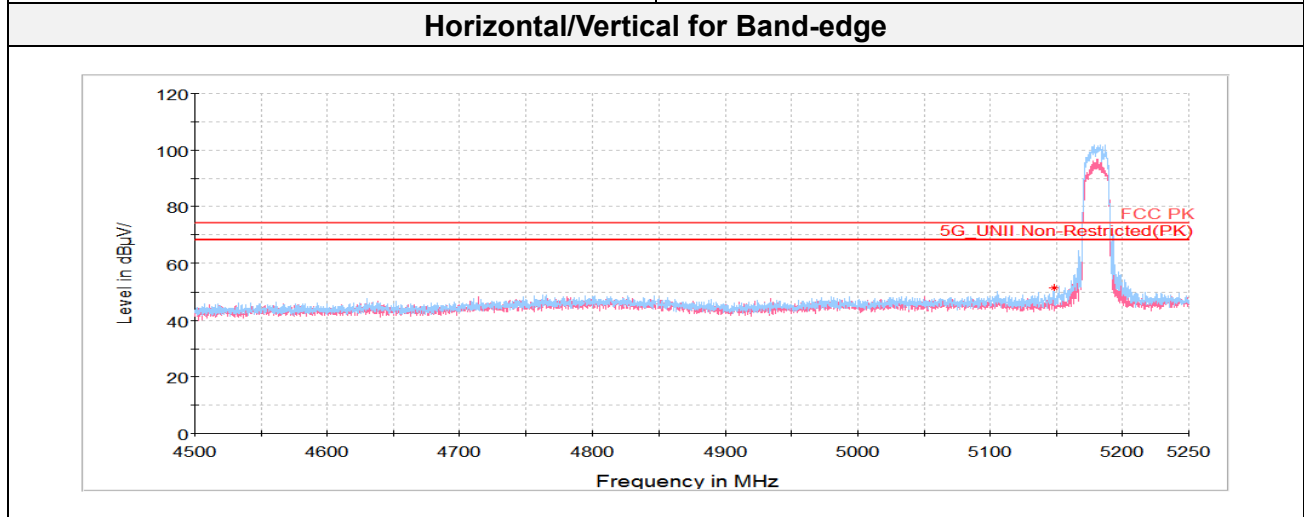
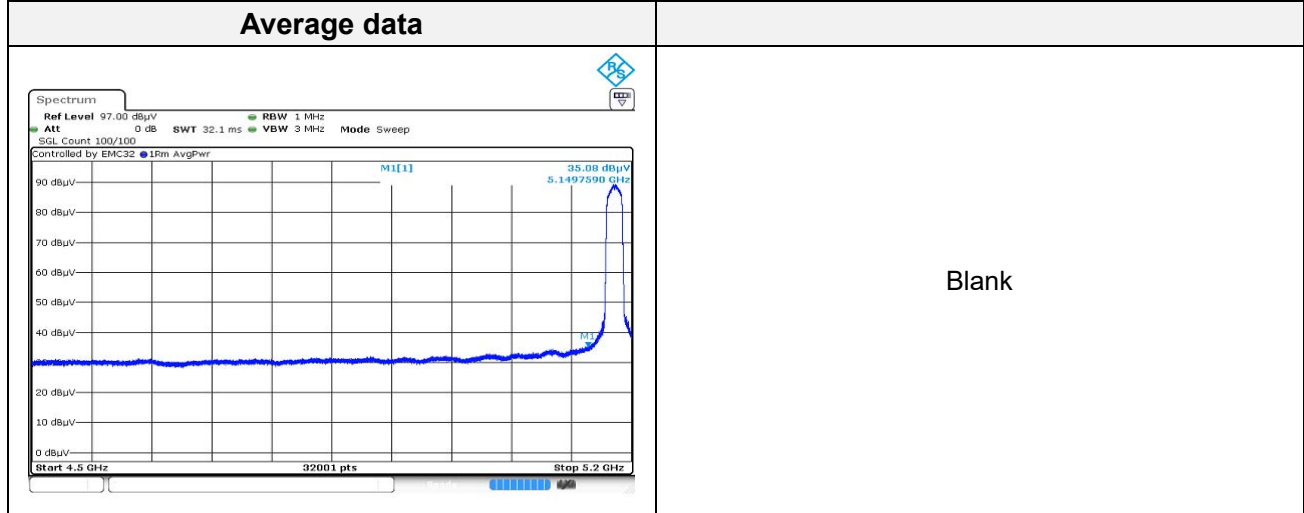
Frequency	Pol.	Reading	Ant. Factor	Amp.+Cable	DCF	Result	Limit	Margin
(MHz) ¹⁾	(V/H)	(dB(μ V))	(dB)	(dB)	(dB)	(dB(μ V/m))	(dB(μ V/m))	(dB)
Peak data								
10 401.02	V	65.33	37.30	-51.89	-	50.74	68.20	17.46
15 600.75 ¹⁾	H	60.73	40.02	-49.29	-	51.46	74.00	22.54
Average Data								
15 600.75 ¹⁾	H	50.02	40.02	-49.29	-	40.75	54.00	13.25

Highest Channel (5 240 MHz)

Frequency	Pol.	Reading	Ant. Factor	Amp.+Cable	DCF	Result	Limit	Margin
(MHz)	(V/H)	(dB(μ V))	(dB)	(dB)	(dB)	(dB(μ V/m))	(dB(μ V/m))	(dB)
Peak data								
10 486.55	V	63.86	37.39	-51.70	-	49.55	68.20	18.65
15 723.62	V	60.40	40.04	-48.97	-	51.47	74.00	22.53
Average Data								
15 723.62 ¹⁾	V	49.09	40.04	-48.97	-	40.16	54.00	13.84

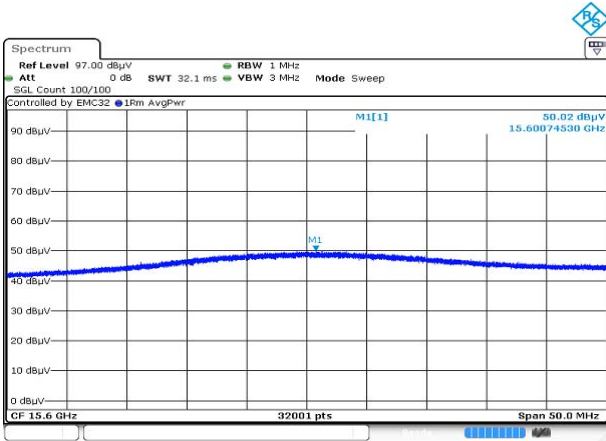
802.11 HT20 UNII-1 ANT1

Lowest Channel (5 180 MHz)



Middle Channel (5 200 MHz)

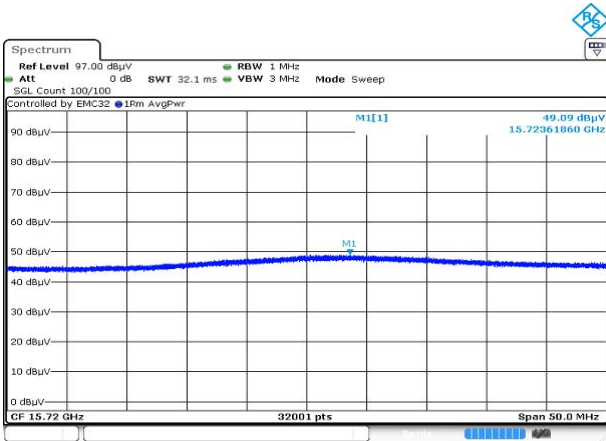
Average data



Blank

Highest Channel (5 240 MHz)

Average data



Blank

802.11 HT20 UNII-1 ANT2**Lowest Channel (5 180 MHz)**

Frequency	Pol.	Reading	Ant. Factor	Amp.+Cable	DCF	Result	Limit	Margin
(MHz)	(V/H)	(dB(μ V))	(dB)	(dB)	(dB)	(dB(μ V/m))	(dB(μ V/m))	(dB)
Peak data								
5 145.11 ¹⁾	H	42.14	34.23	-27.09	-	49.28	74.00	24.72
10 364.36	V	61.40	37.26	-51.97	-	46.69	68.20	21.51
16 540.22	V	55.45	41.54	-45.28	-	51.71	68.20	16.49
Average Data								
No spurious emissions were detected within 20 dB of the limit								

Middle Channel (5 200 MHz)

Frequency	Pol.	Reading	Ant. Factor	Amp.+Cable	DCF	Result	Limit	Margin
(MHz)	(V/H)	(dB(μ V))	(dB)	(dB)	(dB)	(dB(μ V/m))	(dB(μ V/m))	(dB)
Peak data								
10 395.63	V	63.13	37.30	-51.90	-	48.53	68.20	19.67
16 549.92	V	56.42	41.55	-45.32	-	52.65	68.20	15.55
Average Data								
No spurious emissions were detected within 20 dB of the limit								

Highest Channel (5 240 MHz)

Frequency	Pol.	Reading	Ant. Factor	Amp.+Cable	DCF	Result	Limit	Margin
(MHz)	(V/H)	(dB(μ V))	(dB)	(dB)	(dB)	(dB(μ V/m))	(dB(μ V/m))	(dB)
Peak data								
10 484.39	V	63.38	37.38	-51.70	-	49.06	68.20	19.14
16 839.58	V	56.45	41.84	-46.38	-	51.91	68.20	16.29
Average Data								
No spurious emissions were detected within 20 dB of the limit.								

802.11 HT20 UNII-1 2TX MIMO**Lowest Channel (5 180 MHz)**

Frequency	Pol.	Reading	Ant. Factor	Amp.+Cable	DCF	Result	Limit	Margin
(MHz)	(V/H)	(dB(μ V))	(dB)	(dB)	(dB)	(dB(μ V/m))	(dB(μ V/m))	(dB)
Peak data								
5 148.72 ¹⁾	H	42.11	34.24	-27.11	-	49.24	74.00	24.76
10 362.56	V	64.04	37.26	-51.97	-	49.33	68.20	18.87
16 858.63	H	56.81	41.86	-46.45	-	52.22	68.20	15.98
Average Data								
No spurious emissions were detected within 20 dB of the limit								

Middle Channel (5 200 MHz)

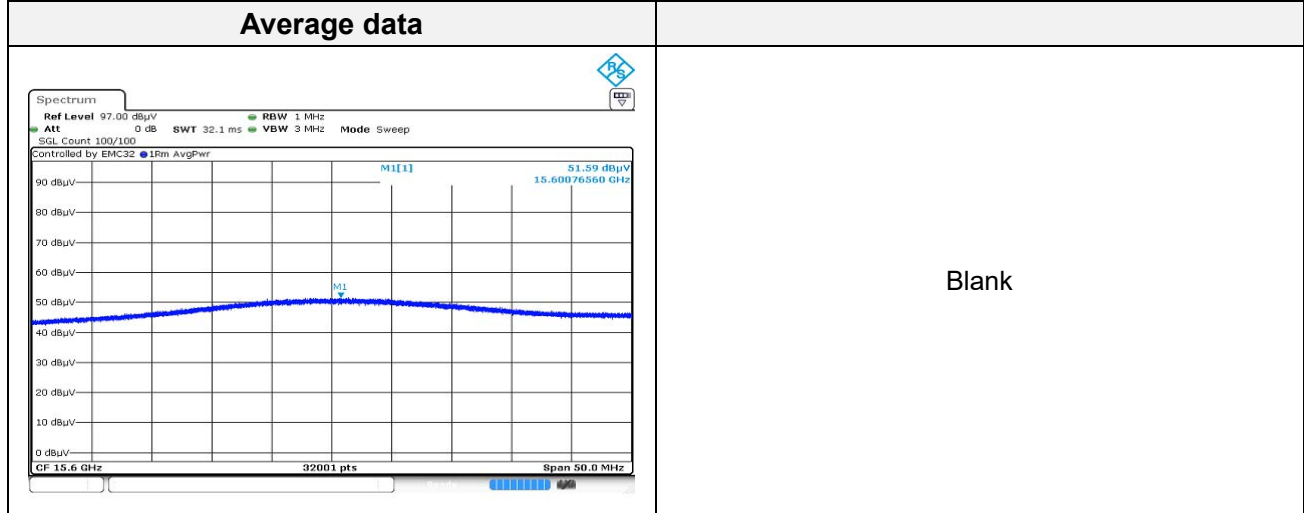
Frequency	Pol.	Reading	Ant. Factor	Amp.+Cable	DCF	Result	Limit	Margin
(MHz)	(V/H)	(dB(μ V))	(dB)	(dB)	(dB)	(dB(μ V/m))	(dB(μ V/m))	(dB)
Peak data								
10 402.81	V	67.62	37.30	-51.88	-	53.04	68.20	15.16
15 600.77 ¹⁾	V	61.16	40.02	-49.29	-	51.89	74.00	22.11
Average Data								
15 600.77 ¹⁾	V	51.59	40.02	-49.29	-	42.32	54.00	11.68

Highest Channel (5 240 MHz)

Frequency	Pol.	Reading	Ant. Factor	Amp.+Cable	DCF	Result	Limit	Margin
(MHz)	(V/H)	(dB(μ V))	(dB)	(dB)	(dB)	(dB(μ V/m))	(dB(μ V/m))	(dB)
Peak data								
10 481.88	V	67.00	37.38	-51.71	-	52.67	68.20	15.53
16 548.84	V	56.07	41.55	-45.32	-	52.30	68.20	15.90
Average Data								
No spurious emissions were detected within 20 dB of the limit.								

802.11 HT20 UNII-1 2TX MIMO

Middle Channel (5 200 MHz)



802.11 HT40 UNII-1 ANT1**Lowest Channel (5 190 MHz)**

Frequency	Pol.	Reading	Ant. Factor	Amp.+Cable	DCF	Result	Limit	Margin
(MHz)	(V/H)	(dB(μ V))	(dB)	(dB)	(dB)	(dB(μ V/m))	(dB(μ V/m))	(dB)
Peak data								
5 149.69 ¹⁾	H	50.38	34.24	-27.12	-	57.50	74.00	16.50
10 390.95	V	63.62	37.29	-51.91	-	49.00	68.20	19.20
16 231.88	H	57.20	41.46	-46.81	-	51.85	68.20	16.35
Average Data								
5 149.69 ¹⁾	H	43.00	34.24	-27.12	-	50.12	54.00	3.88

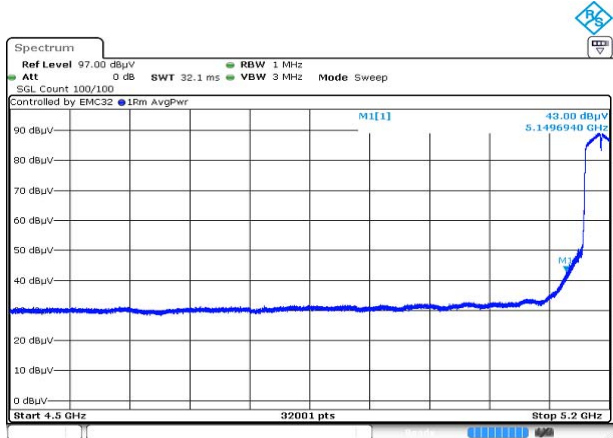
Highest Channel (5 230 MHz)

Frequency	Pol.	Reading	Ant. Factor	Amp.+Cable	DCF	Result	Limit	Margin
(MHz)	(V/H)	(dB(μ V))	(dB)	(dB)	(dB)	(dB(μ V/m))	(dB(μ V/m))	(dB)
Peak data								
10 462.11	V	64.91	37.36	-51.75	-	50.52	68.20	17.68
14 907.58	V	59.52	40.09	-46.36	-	53.25	68.20	14.95
Average Data								
No spurious emissions were detected within 20 dB of the limit.								

802.11 HT40 UNII-1 ANT1

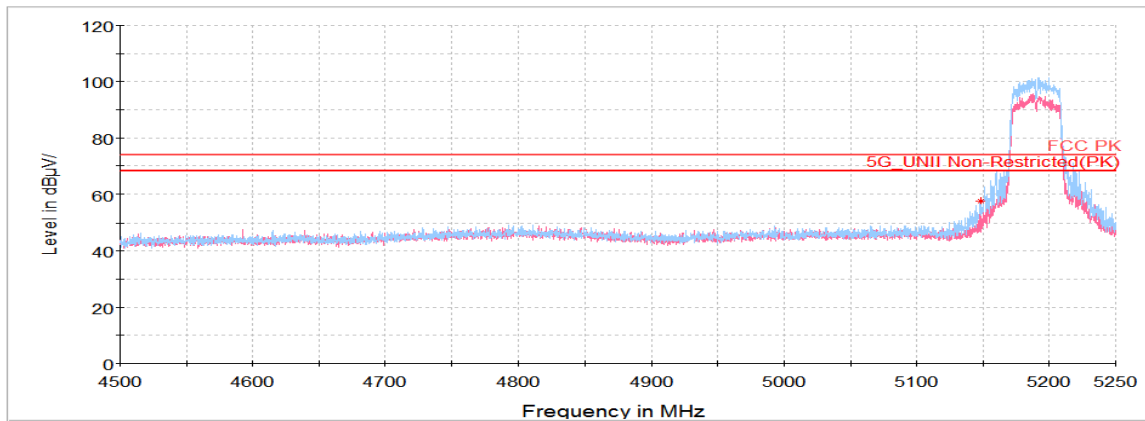
Lowest Channel (5 190 MHz)

Average data



Blank

Horizontal/Vertical for Band-edge



802.11 HT40 UNII-1 ANT2**Lowest Channel (5 190 MHz)**

Frequency	Pol.	Reading	Ant. Factor	Amp.+Cable	DCF	Result	Limit	Margin
(MHz)	(V/H)	(dB(μ V))	(dB)	(dB)	(dB)	(dB(μ V/m))	(dB(μ V/m))	(dB)
Peak data								
5 149.80 ¹⁾	H	46.75	34.24	-27.12	-	53.87	74.00	20.13
10 389.52	V	61.52	37.29	-51.91	-	46.90	68.20	21.30
16 906.42	H	55.88	41.91	-46.63	-	51.16	68.20	17.04
Average Data								
5 149.80 ¹⁾	H	38.28	34.24	-27.12	-	45.40	54.00	8.60

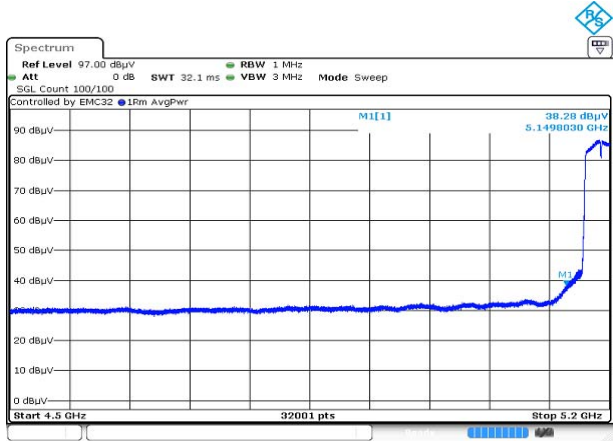
Highest Channel (5 230 MHz)

Frequency	Pol.	Reading	Ant. Factor	Amp.+Cable	DCF	Result	Limit	Margin
(MHz)	(V/H)	(dB(μ V))	(dB)	(dB)	(dB)	(dB(μ V/m))	(dB(μ V/m))	(dB)
Peak data								
10 460.31	V	64.32	37.36	-51.75	-	49.93	68.20	18.27
16 222.17	V	57.12	41.44	-46.87	-	51.69	68.20	16.51
Average Data								
No spurious emissions were detected within 20 dB of the limit.								

802.11 HT40 UNII-1 ANT2

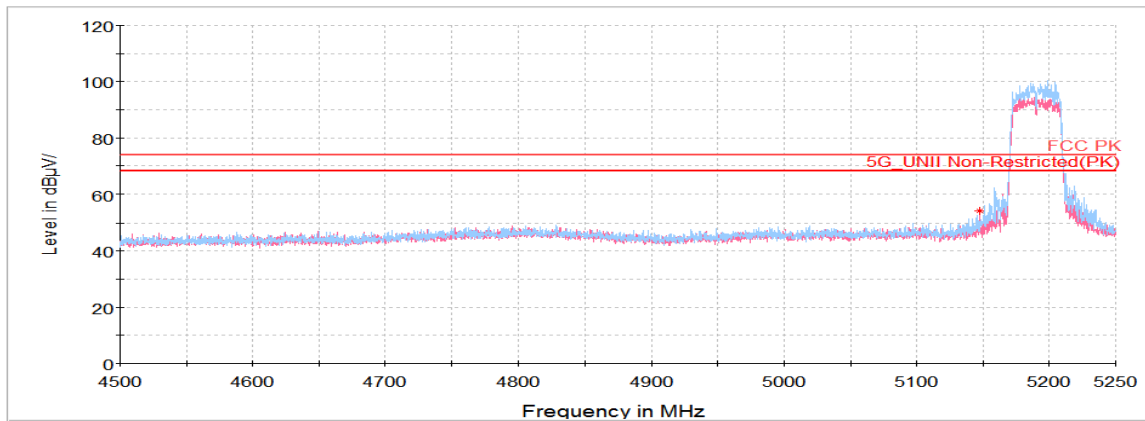
Lowest Channel (5 190 MHz)

Average data



Blank

Horizontal/Vertical for Band-edge



802.11 HT40 UNII-1 2TX MIMO**Lowest Channel (5 190 MHz)**

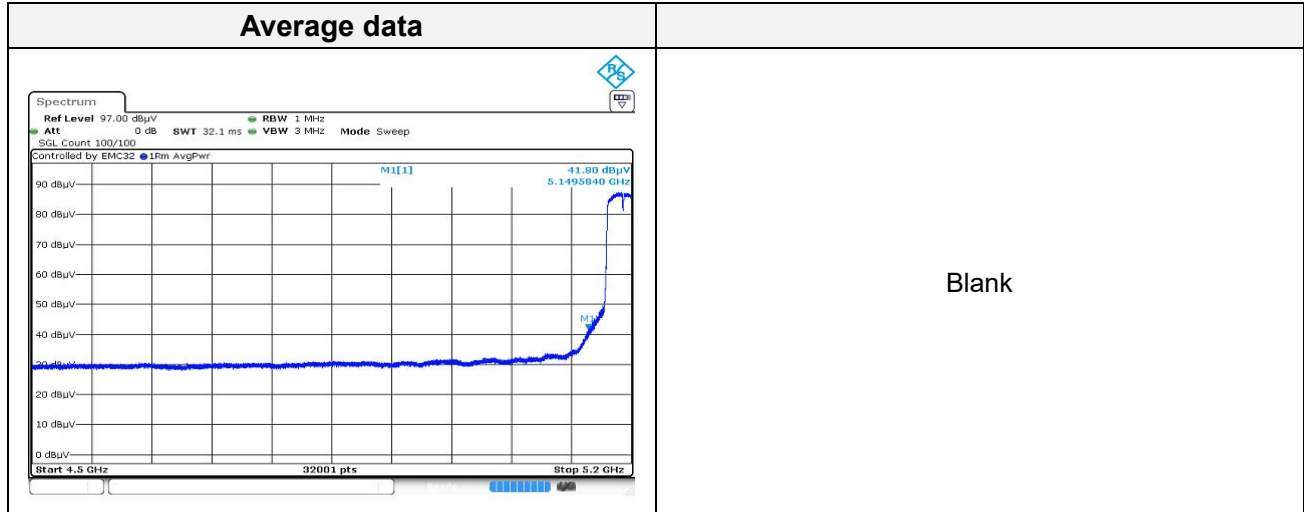
Frequency	Pol.	Reading	Ant. Factor	Amp.+Cable	DCF	Result	Limit	Margin
(MHz)	(V/H)	(dB(μ V))	(dB)	(dB)	(dB)	(dB(μ V/m))	(dB(μ V/m))	(dB)
Peak data								
5 149.58 ¹⁾	H	53.88	34.24	-27.12	-	61.00	74.00	13.00
10 390.95	V	66.16	37.29	-51.91	-	51.54	68.20	16.66
15 582.13 ¹⁾	V	58.60	40.02	-49.34	-	49.28	74.00	24.72
Average Data								
5 149.58 ¹⁾	H	41.80	34.24	-27.12	-	48.92	54.00	5.08

Highest Channel (5 230 MHz)

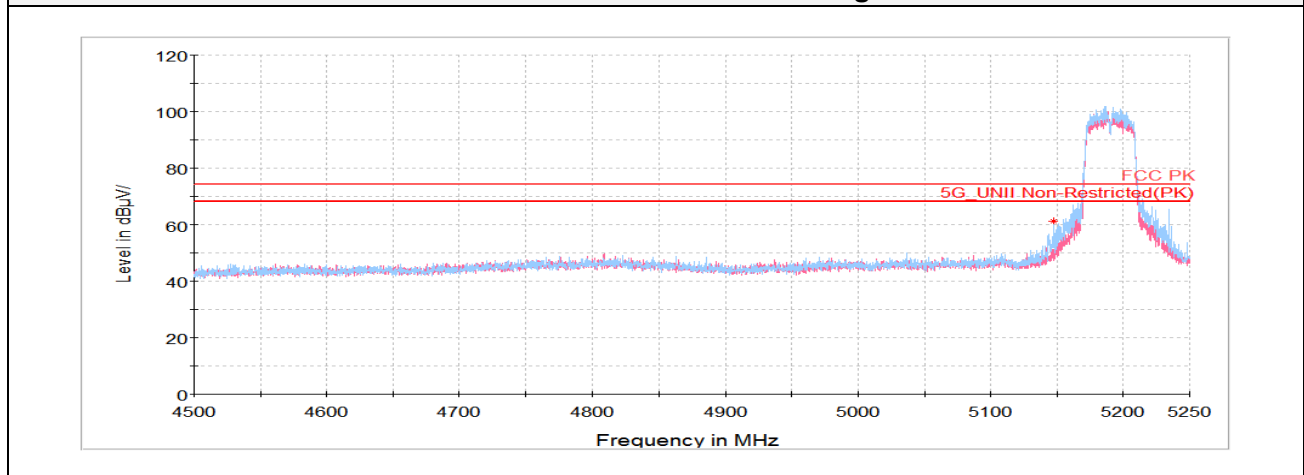
Frequency	Pol.	Reading	Ant. Factor	Amp.+Cable	DCF	Result	Limit	Margin
(MHz)	(V/H)	(dB(μ V))	(dB)	(dB)	(dB)	(dB(μ V/m))	(dB(μ V/m))	(dB)
Peak data								
10 462.11	V	66.29	37.36	-51.75	-	51.90	74.00	22.10
15 686.92 ¹⁾	V	61.50	40.04	-49.07	-	52.47	74.00	21.53
Average Data								
15 686.92 ¹⁾	V	52.47	40.04	-49.07	-	43.44	54.00	10.56

802.11 HT40 UNII-1 2TX MIMO

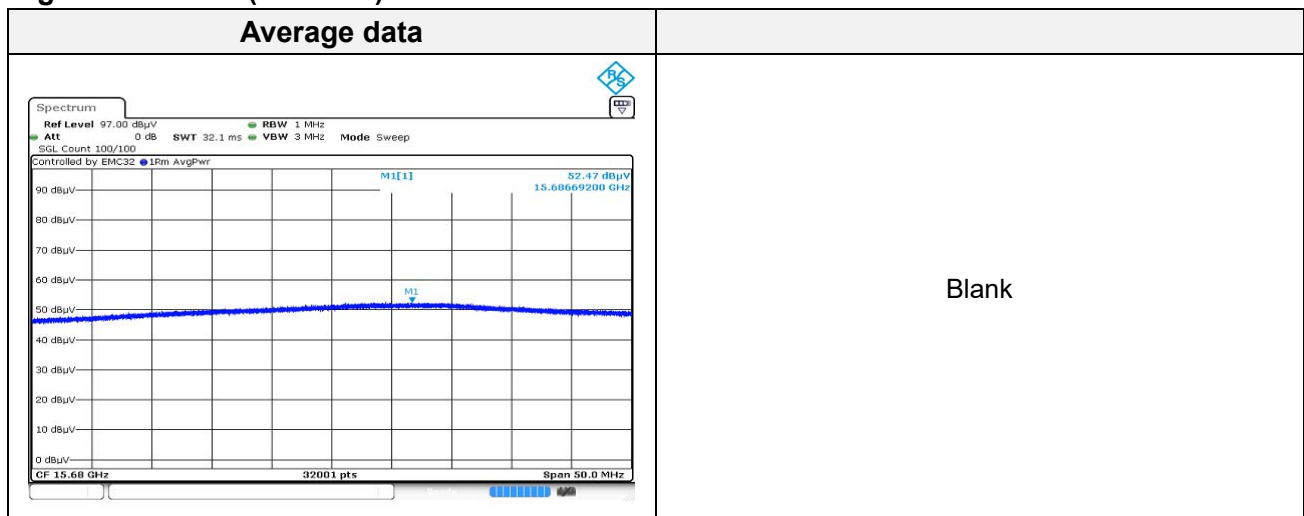
Lowest Channel (5 190 MHz)



Horizontal/Vertical for Band-edge



Highest Channel (5 230 MHz)



802.11ac VHT20 UNII-1 ANT1**Lowest Channel (5 180 MHz)**

Frequency	Pol.	Reading	Ant. Factor	Amp.+Cable	DCF	Result	Limit	Margin
(MHz)	(V/H)	(dB(μ V))	(dB)	(dB)	(dB)	(dB(μ V/m))	(dB(μ V/m))	(dB)
Peak data								
5 149.65 ¹⁾	H	42.22	34.24	-27.12	-	49.34	74.00	24.66
10 353.94	V	62.99	37.25	-51.99	-	48.25	68.20	19.95
16 780.28	H	56.98	41.78	-46.17	-	52.59	68.20	15.61
Average Data								
No spurious emissions were detected within 20 dB of the limit								

Middle Channel (5 200 MHz)

Frequency	Pol.	Reading	Ant. Factor	Amp.+Cable	DCF	Result	Limit	Margin
(MHz)	(V/H)	(dB(μ V))	(dB)	(dB)	(dB)	(dB(μ V/m))	(dB(μ V/m))	(dB)
Peak data								
10 395.98	V	66.00	37.30	-51.90	-	51.40	68.20	16.80
16 549.56	V	57.05	41.55	-45.32	-	53.28	68.20	14.92
Average Data								
No spurious emissions were detected within 20 dB of the limit								

Highest Channel (5 240 MHz)

Frequency	Pol.	Reading	Ant. Factor	Amp.+Cable	DCF	Result	Limit	Margin
(MHz)	(V/H)	(dB(μ V))	(dB)	(dB)	(dB)	(dB(μ V/m))	(dB(μ V/m))	(dB)
Peak data								
10 482.95	V	64.73	37.38	-51.70	-	50.41	68.20	17.79
16 847.13	V	56.86	41.85	-46.41	-	52.30	68.20	15.90
Average Data								
No spurious emissions were detected within 20 dB of the limit.								

802.11ac VHT20 UNII-1 ANT2**Lowest Channel (5 180 MHz)**

Frequency	Pol.	Reading	Ant. Factor	Amp.+Cable	DCF	Result	Limit	Margin
(MHz)	(V/H)	(dB(μ V))	(dB)	(dB)	(dB)	(dB(μ V/m))	(dB(μ V/m))	(dB)
Peak data								
5 110.39 ¹⁾	H	42.59	34.18	-26.86	-	49.91	74.00	24.09
10 361.84	V	61.73	37.26	-51.98	-	47.01	68.20	21.19
16 551.36	H	55.80	41.55	-45.33	-	52.02	68.20	16.18
Average Data								
No spurious emissions were detected within 20 dB of the limit								

Middle Channel (5 200 MHz)

Frequency	Pol.	Reading	Ant. Factor	Amp.+Cable	DCF	Result	Limit	Margin
(MHz)	(V/H)	(dB(μ V))	(dB)	(dB)	(dB)	(dB(μ V/m))	(dB(μ V/m))	(dB)
Peak data								
10 410.72	V	63.71	37.31	-51.87	-	49.15	68.20	19.05
16 710.92	H	56.44	41.71	-45.91	-	52.24	68.20	15.96
Average Data								
No spurious emissions were detected within 20 dB of the limit								

Highest Channel (5 240 MHz)

Frequency	Pol.	Reading	Ant. Factor	Amp.+Cable	DCF	Result	Limit	Margin
(MHz)	(V/H)	(dB(μ V))	(dB)	(dB)	(dB)	(dB(μ V/m))	(dB(μ V/m))	(dB)
Peak data								
10 477.56	V	63.28	37.38	-51.72	-	48.94	68.20	19.26
16 552.08	H	55.44	41.55	-45.33	-	51.66	68.20	16.54
Average Data								
No spurious emissions were detected within 20 dB of the limit.								

802.11ac VHT20 UNII-1 2TX MIMO**Lowest Channel (5 180 MHz)**

Frequency	Pol.	Reading	Ant. Factor	Amp.+Cable	DCF	Result	Limit	Margin
(MHz)	(V/H)	(dB(μ V))	(dB)	(dB)	(dB)	(dB(μ V/m))	(dB(μ V/m))	(dB)
Peak data								
5 149.41 ¹⁾	H	42.96	34.24	-27.11	-	50.09	74.00	23.91
10 357.89	V	65.04	37.26	-51.99	-	50.31	68.20	17.89
15 537.74 ¹⁾	H	61.76	40.01	-49.46	-	52.31	74.00	21.69
Average Data								
15 537.74 ¹⁾	V	51.28	40.01	-49.46	-	41.83	54.00	12.17

Middle Channel (5 200 MHz)

Frequency	Pol.	Reading	Ant. Factor	Amp.+Cable	DCF	Result	Limit	Margin
(MHz)	(V/H)	(dB(μ V))	(dB)	(dB)	(dB)	(dB(μ V/m))	(dB(μ V/m))	(dB)
Peak data								
10 397.06	V	68.67	37.30	-51.90	-	54.07	68.20	14.13
15 606.67 ¹⁾	V	60.51	40.02	-49.28	-	51.25	74.00	22.75
Average Data								
15 606.67 ¹⁾	V	52.34	40.02	-49.28	-	43.08	54.00	10.92

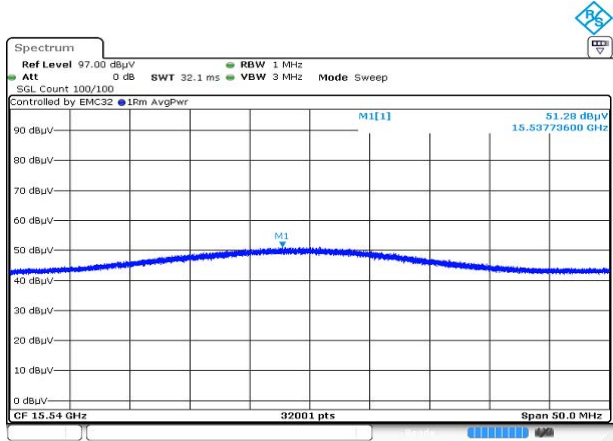
Highest Channel (5 240 MHz)

Frequency	Pol.	Reading	Ant. Factor	Amp.+Cable	DCF	Result	Limit	Margin
(MHz)	(V/H)	(dB(μ V))	(dB)	(dB)	(dB)	(dB(μ V/m))	(dB(μ V/m))	(dB)
Peak data								
10 477.92	V	66.45	37.38	-51.71	-	52.12	68.20	16.08
15 723.51 ¹⁾	V	61.79	40.04	-48.97	-	52.86	74.00	21.14
Average Data								
15 723.51 ¹⁾	V	53.72	40.04	-48.97	-	44.79	54.00	9.21

802.11ac VHT20 UNII-1 2TX MIMO

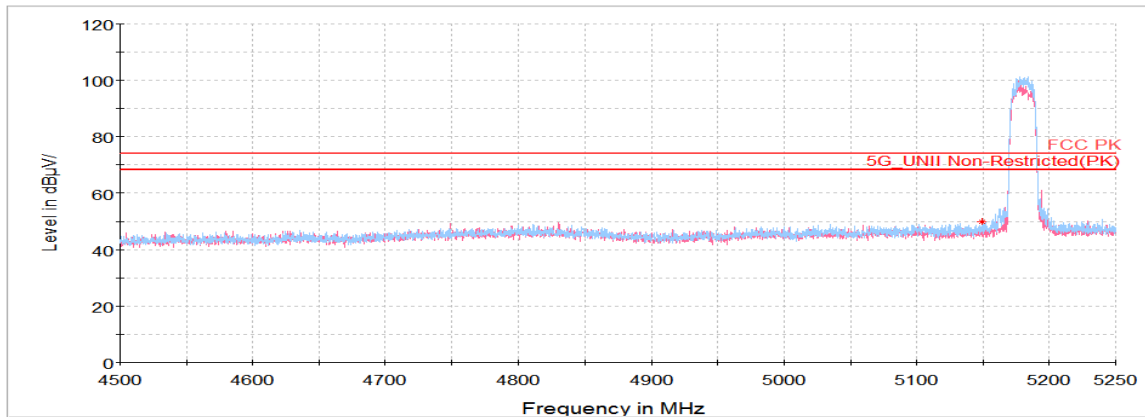
Lowest Channel (5 180 MHz)

Average data

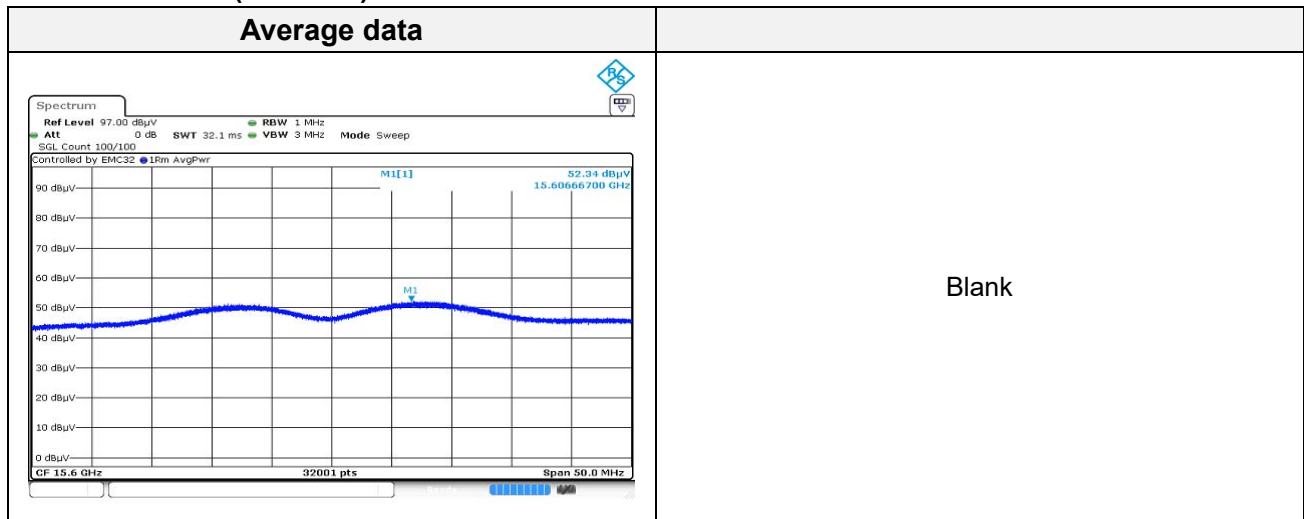


Blank

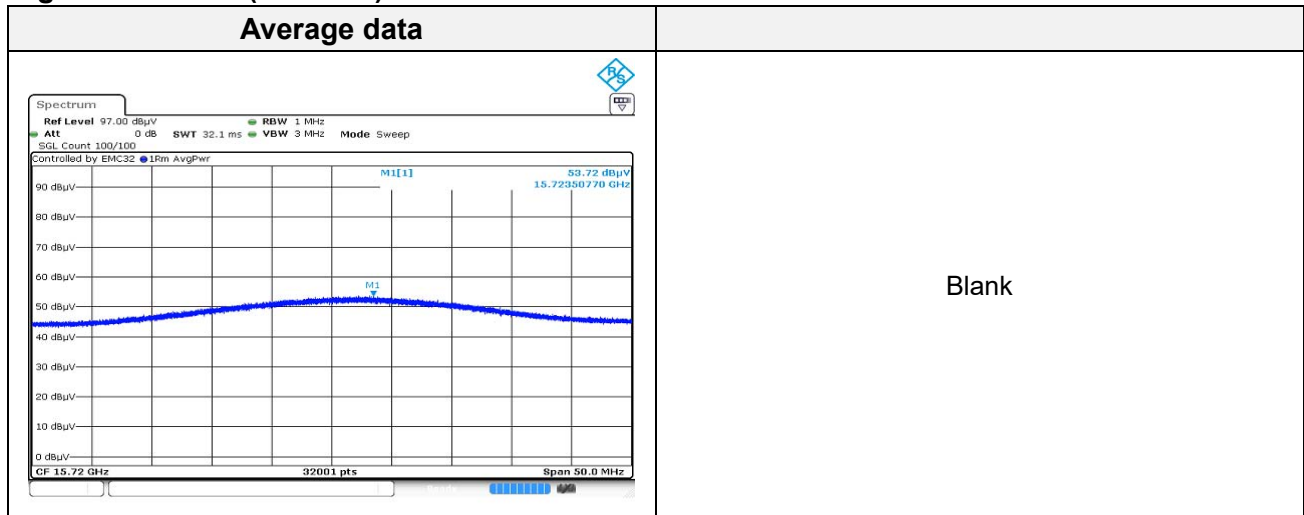
Horizontal/Vertical for Band-edge



Middle Channel (5 200 MHz)



Highest Channel (5 240 MHz)



802.11ac VHT40 UNII-1 ANT1**Lowest Channel (5 190 MHz)**

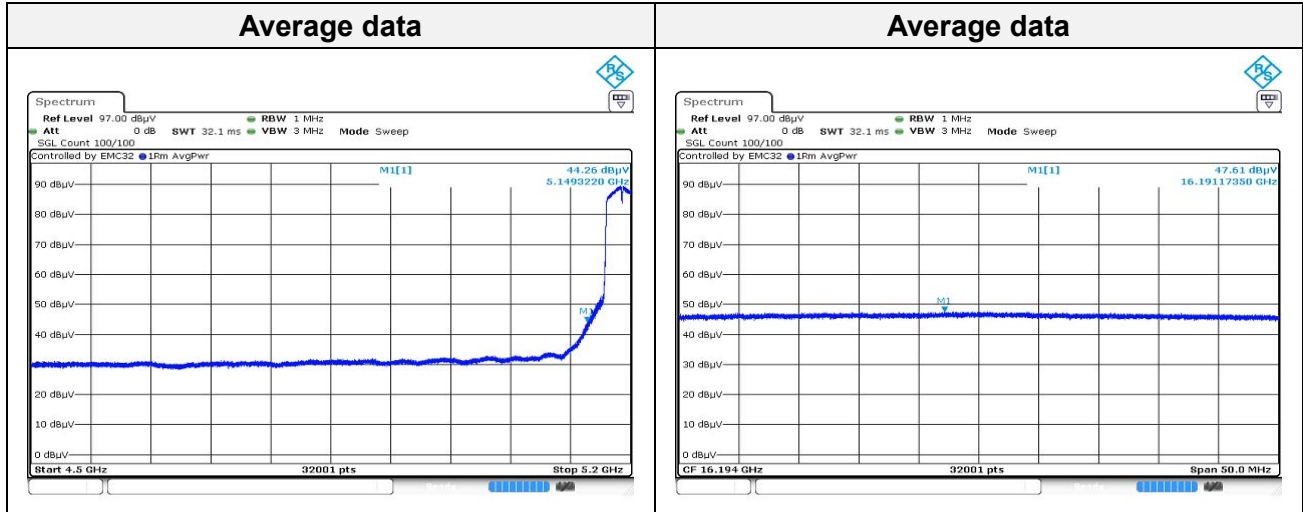
Frequency	Pol.	Reading	Ant. Factor	Amp.+Cable	DCF	Result	Limit	Margin
(MHz)	(V/H)	(dB(μ V))	(dB)	(dB)	(dB)	(dB(μ V/m))	(dB(μ V/m))	(dB)
Peak data								
5 149.32 ¹⁾	H	53.58	34.24	-27.11	-	60.71	74.00	13.29
10 387.36	V	65.09	37.29	-51.92	-	50.46	68.20	17.74
16 191.17 ¹⁾	V	58.24	41.38	-47.06	-	52.56	74.00	21.44
Average Data								
5 149.32 ¹⁾	H	44.26	34.24	-27.11	-	51.39	54.00	2.61
16 191.17 ¹⁾	V	47.61	41.38	-47.06	-	41.93	54.00	12.07

Highest Channel (5 230 MHz)

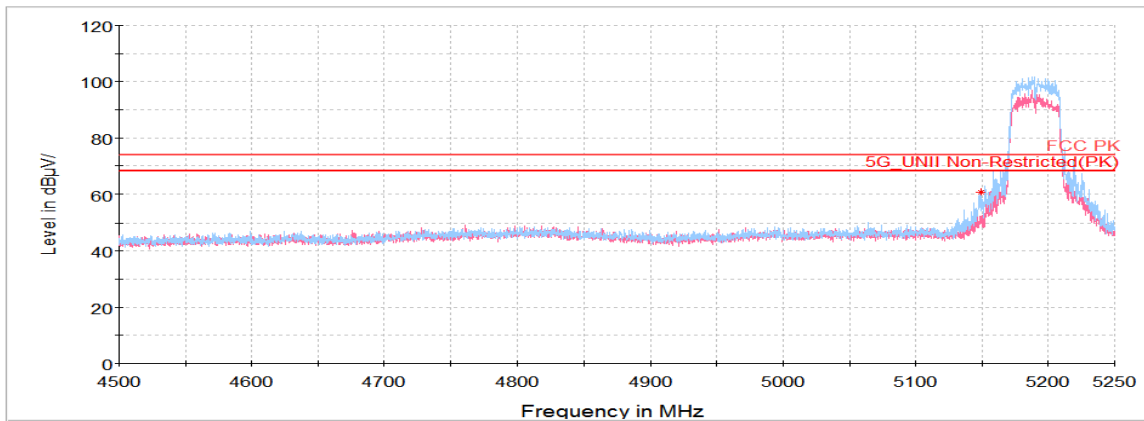
Frequency	Pol.	Reading	Ant. Factor	Amp.+Cable	DCF	Result	Limit	Margin
(MHz)	(V/H)	(dB(μ V))	(dB)	(dB)	(dB)	(dB(μ V/m))	(dB(μ V/m))	(dB)
Peak data								
10 459.95	V	68.62	37.36	-51.76	-	54.22	68.20	13.98
15 687.78 ¹⁾	V	57.94	40.04	-49.07	-	48.91	74.00	25.09
Average Data								
No spurious emissions were detected within 20 dB of the limit.								

802.11ac VHT40 UNII-1 ANT1

Lowest Channel (5 190 MHz)



Horizontal/Vertical for Band-edge



802.11ac VHT40 UNII-1 ANT2**Lowest Channel (5 190 MHz)**

Frequency	Pol.	Reading	Ant. Factor	Amp.+Cable	DCF	Result	Limit	Margin
(MHz)	(V/H)	(dB(μ V))	(dB)	(dB)	(dB)	(dB(μ V/m))	(dB(μ V/m))	(dB)
Peak data								
5 149.74 ¹⁾	H	48.62	34.24	-27.12	-	55.74	74.00	18.26
10 390.95	V	63.74	37.29	-51.91	-	49.12	68.20	19.08
16 718.83	H	56.16	41.72	-45.94	-	51.94	68.20	16.26
Average Data								
5 149.74 ¹⁾	H	39.47	34.24	-27.12	-	46.59	54.00	7.41

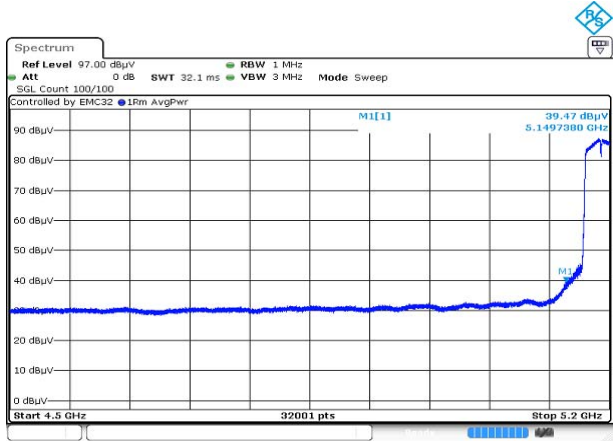
Highest Channel (5 230 MHz)

Frequency	Pol.	Reading	Ant. Factor	Amp.+Cable	DCF	Result	Limit	Margin
(MHz)	(V/H)	(dB(μ V))	(dB)	(dB)	(dB)	(dB(μ V/m))	(dB(μ V/m))	(dB)
Peak data								
10 454.92	V	64.06	37.35	-51.77	-	49.64	68.20	18.56
16 206.72	V	57.45	41.41	-46.97	-	51.89	68.20	16.31
Average Data								
No spurious emissions were detected within 20 dB of the limit.								

802.11ac VHT40 UNII-1 ANT2

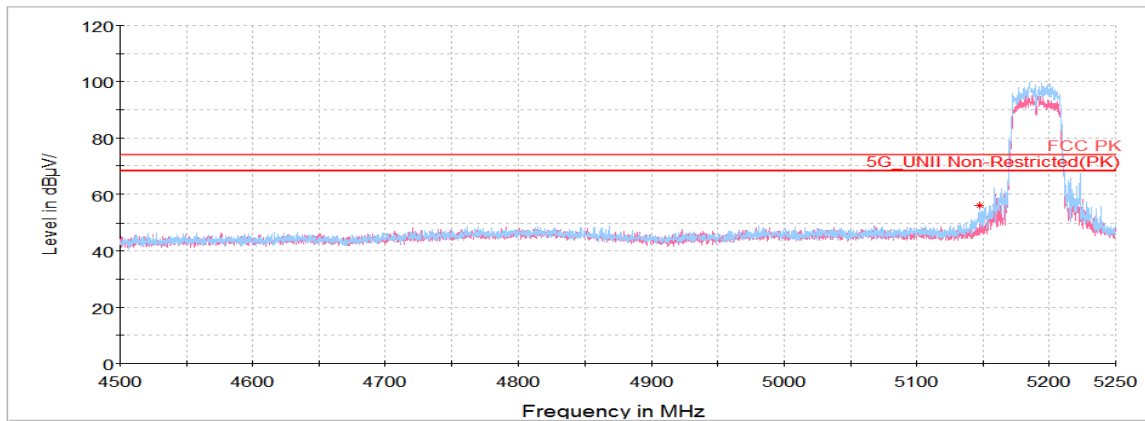
Lowest Channel (5 190 MHz)

Average data



Blank

Horizontal/Vertical for Band-edge



802.11ac VHT40 UNII-1 2TX MIMO**Lowest Channel (5 190 MHz)**

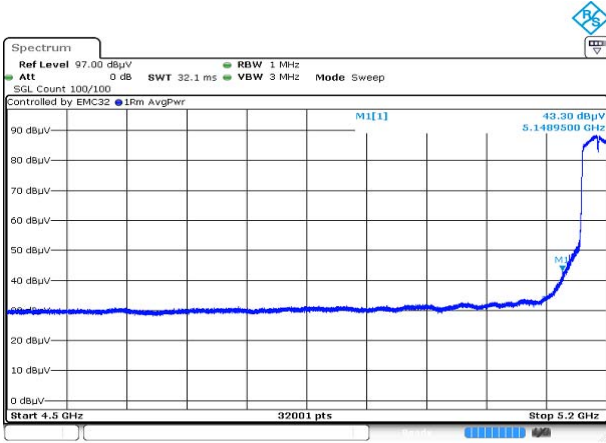
Frequency	Pol.	Reading	Ant. Factor	Amp.+Cable	DCF	Result	Limit	Margin
(MHz)	(V/H)	(dB(μ V))	(dB)	(dB)	(dB)	(dB(μ V/m))	(dB(μ V/m))	(dB)
Peak data								
5 148.95 ¹⁾	H	52.03	34.24	-27.11	-	59.16	74.00	14.84
10 388.08	V	65.29	37.29	-51.92	-	50.66	68.20	17.54
16 773.09	H	55.97	41.77	-46.14	-	51.60	68.20	16.60
Average Data								
5 148.95 ¹⁾	H	43.30	34.24	-27.11	-	50.43	54.00	3.57

Highest Channel (5 230 MHz)

Frequency	Pol.	Reading	Ant. Factor	Amp.+Cable	DCF	Result	Limit	Margin
(MHz)	(V/H)	(dB(μ V))	(dB)	(dB)	(dB)	(dB(μ V/m))	(dB(μ V/m))	(dB)
Peak data								
10 462.11	V	67.14	37.36	-51.75	-	52.75	68.20	15.45
15 683.31 ¹⁾	V	62.57	40.04	-49.08	-	53.53	74.00	20.47
Average Data								
15 683.31 ¹⁾	V	52.09	40.04	-49.08	-	43.05	54.00	10.95

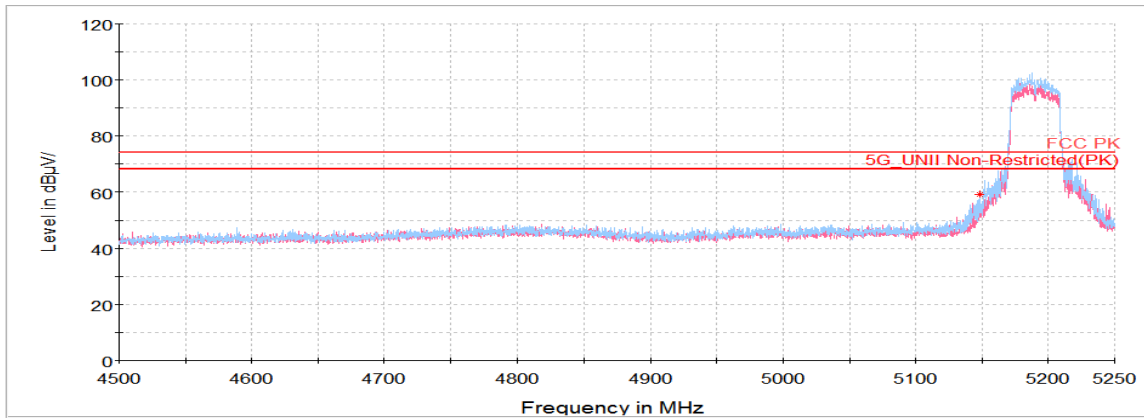
802.11ac VHT40 UNII-1 2TX MIMO
Lowest Channel (5 190 MHz)

Average data



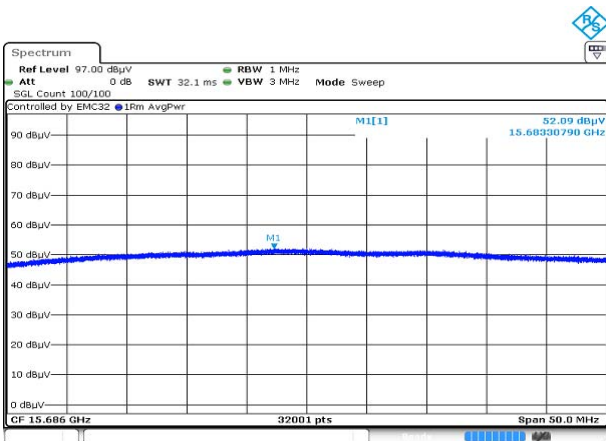
Blank

Horizontal/Vertical for Band-edge



Highest Channel (5 230 MHz)

Average data

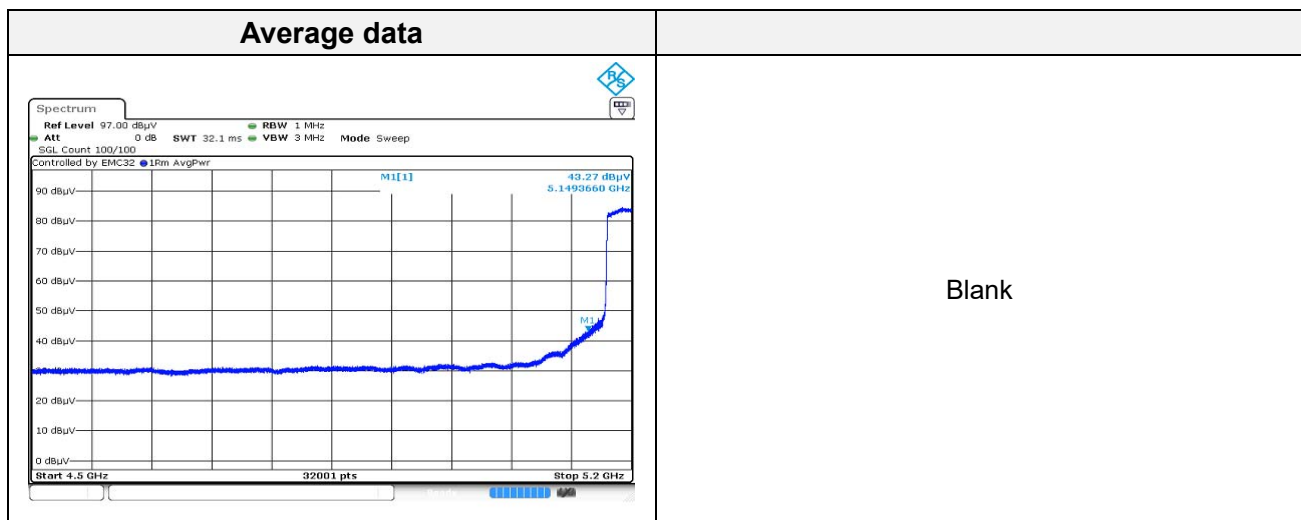


Blank

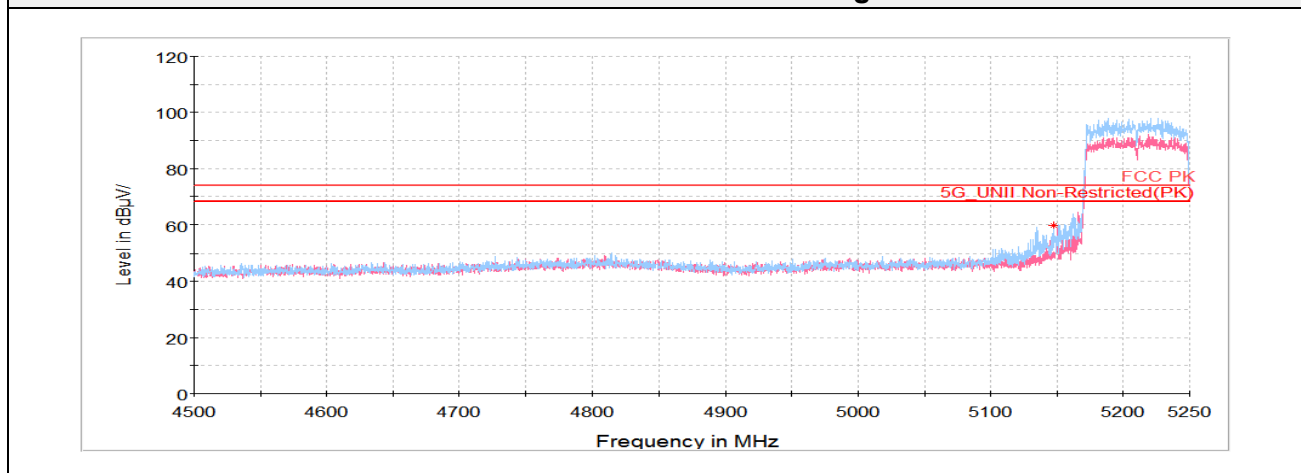
802.11ac VHT80 UNII-1 ANT1

Lowest Channel (5 210 MHz)

Frequency	Pol.	Reading	Ant. Factor	Amp.+Cable	DCF	Result	Limit	Margin
(MHz)	(V/H)	(dB(μV))	(dB)	(dB)	(dB)	(dB(μV/m))	(dB(μV/m))	(dB)
Peak data								
5 149.37 ¹⁾	H	52.66	34.24	-27.11	-	59.79	74.00	14.21
10 420.06	V	61.67	37.32	-51.85	-	47.14	68.20	21.06
16 864.02	V	55.82	41.86	-46.47	-	51.21	68.20	16.99
Average Data								
5 149.37 ¹⁾	H	43.27	34.24	-27.11	-	50.40	54.00	3.60



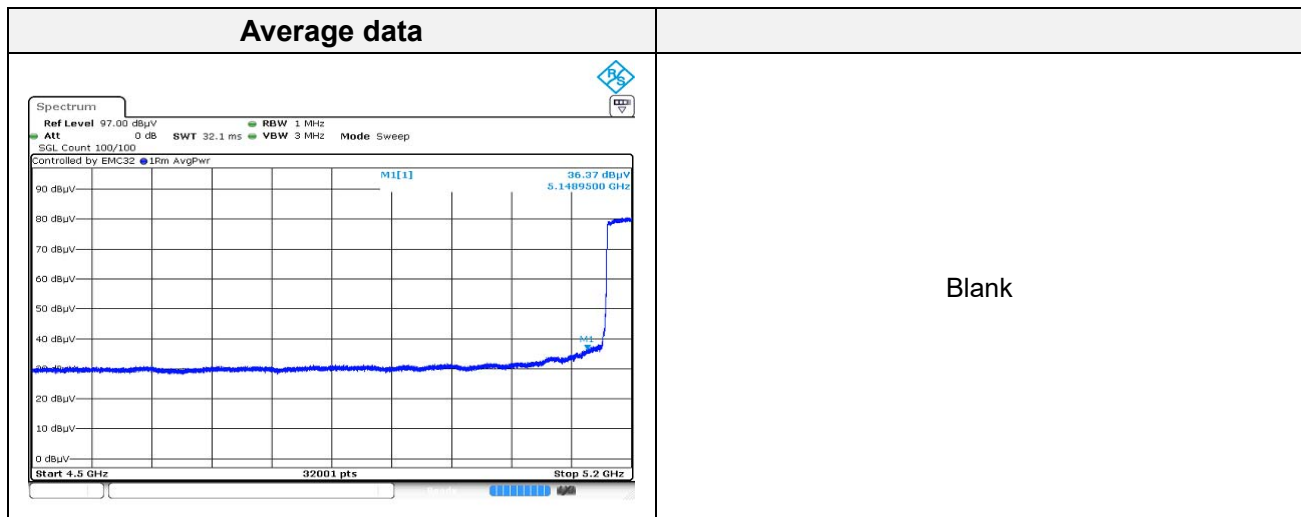
Horizontal/Vertical for Band-edge



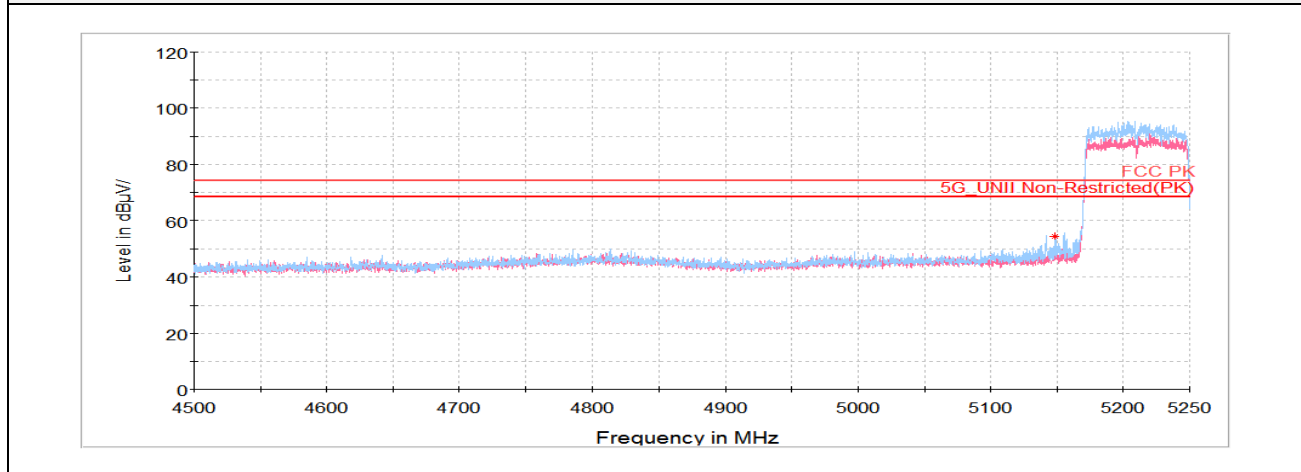
802.11ac VHT80 UNII-1 ANT2

Lowest Channel (5 210 MHz)

Frequency	Pol.	Reading	Ant. Factor	Amp.+Cable	DCF	Result	Limit	Margin
(MHz)	(V/H)	(dB(μV))	(dB)	(dB)	(dB)	(dB(μV/m))	(dB(μV/m))	(dB)
Peak data								
5 148.95 ¹⁾	H	47.24	34.24	-27.11	-	54.37	74.00	19.63
10 408.56	V	60.47	37.31	-51.87	-	45.91	68.20	22.29
16 841.38	V	56.23	41.84	-46.39	-	51.68	68.20	16.52
Average Data								
5 148.95 ¹⁾	H	36.37	34.24	-27.11	-	43.50	54.00	10.50



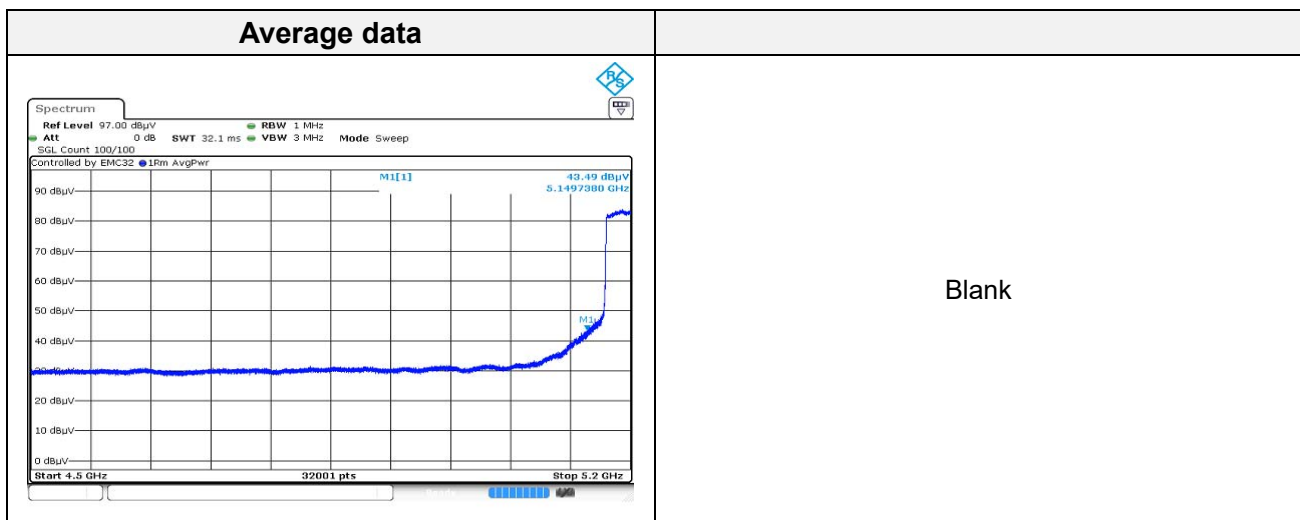
Horizontal/Vertical for Band-edge



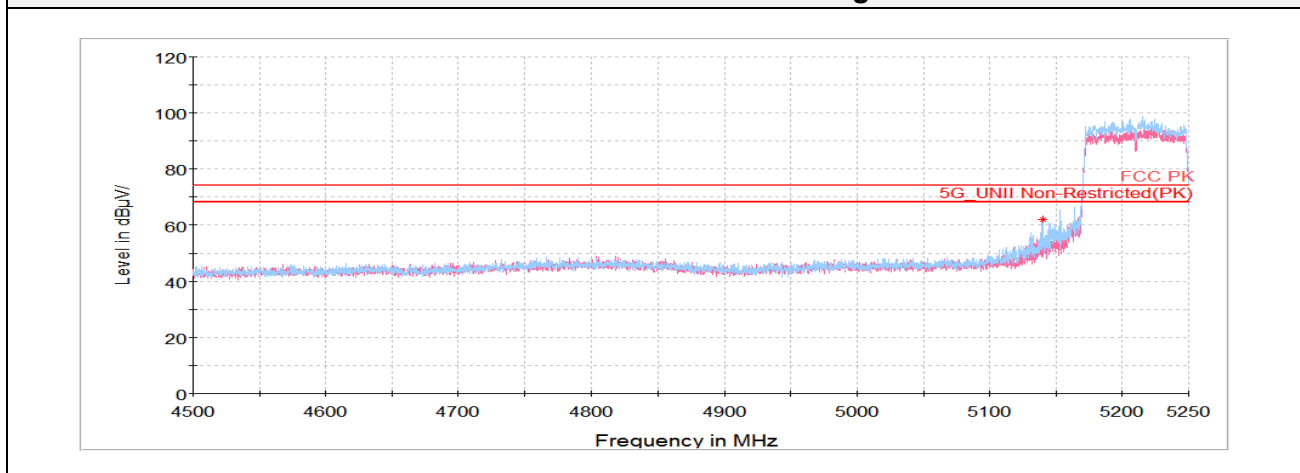
802.11ac VHT80 UNII-1 2TX MIMO

Lowest Channel (5 210 MHz)

Frequency	Pol.	Reading	Ant. Factor	Amp.+Cable	DCF	Result	Limit	Margin
(MHz)	(V/H)	(dB(μV))	(dB)	(dB)	(dB)	(dB(μV/m))	(dB(μV/m))	(dB)
Peak data								
5 149.74 ¹⁾	H	54.62	34.24	-27.12	-	61.74	74.00	12.26
10 416.83	V	62.85	37.32	-51.85	-	48.32	68.20	19.88
15 637.11 ¹⁾	V	58.82	40.03	-49.20	-	49.65	74.00	24.35
Average Data								
5 149.74 ¹⁾	H	43.49	34.24	-27.12	-	50.61	54.00	3.39



Horizontal/Vertical for Band-edge

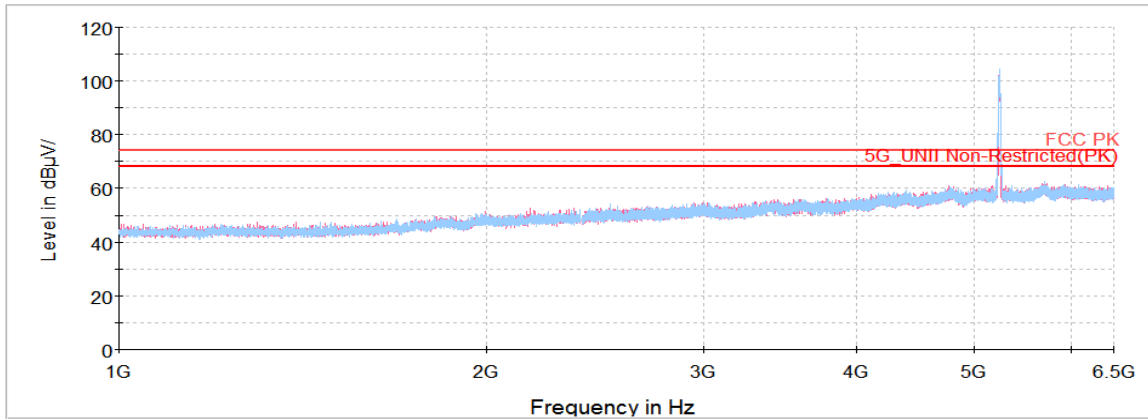


Plot of Harmonics and Spurious Emissions

In order to simplify the report, attached plots were only the lowest margin condition

802.11ac VHT20_UNII-1_2TX MIMO_Highest Channel (5 240 MHz)

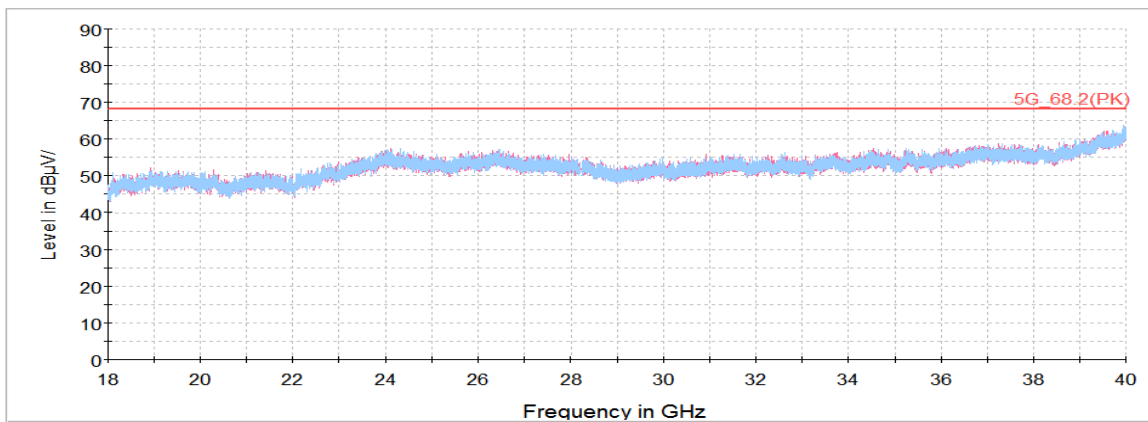
Horizontal/Vertical for 1 GHz ~ 6.5 GHz



Horizontal/Vertical for 6.5 GHz ~ 18 GHz



Horizontal/Vertical for 18 GHz ~ 40 GHz



802.11a UNII-2A ANT1**Lowest Channel (5 260 MHz)**

Frequency	Pol.	Reading	Ant. Factor	Amp.+Cable	DCF	Result	Limit	Margin
(MHz)	(V/H)	(dB(μ V))	(dB)	(dB)	(dB)	(dB(μ V/m))	(dB(μ V/m))	(dB)
Peak data								
10 521.77	V	71.78	37.41	-51.68	-	57.51	68.20	10.69
15 780.76 ¹⁾	H	67.57	40.06	-48.82	-	58.81	74.00	15.19
Average Data								
15 780.76 ¹⁾	V	57.68	40.06	-48.82	-	48.92	54.00	5.08

Middle Channel (5 280 MHz)

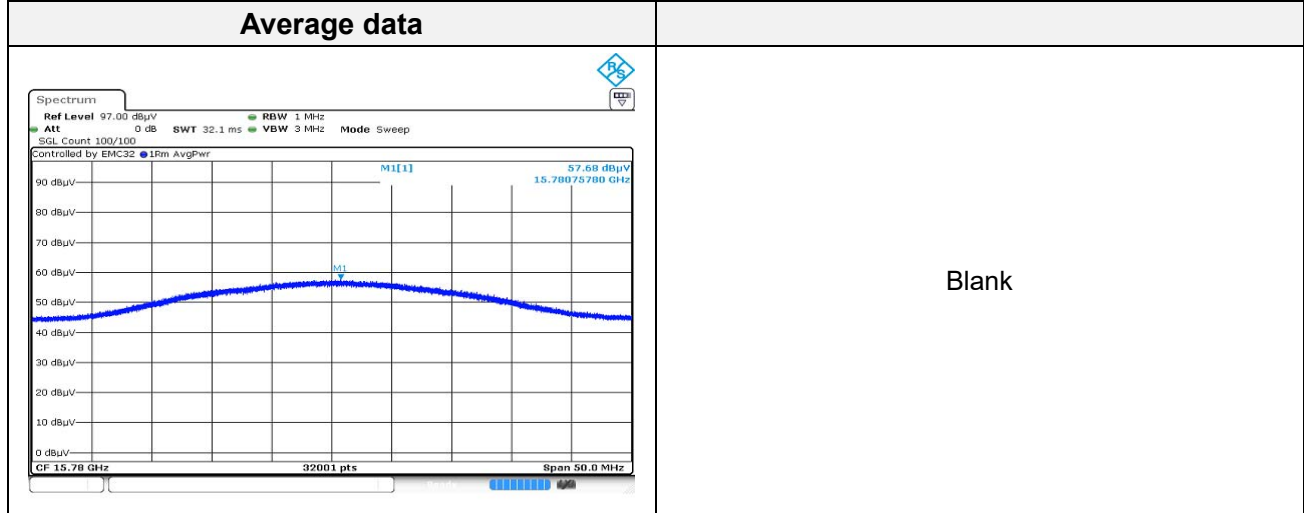
Frequency	Pol.	Reading	Ant. Factor	Amp.+Cable	DCF	Result	Limit	Margin
(MHz)	(V/H)	(dB(μ V))	(dB)	(dB)	(dB)	(dB(μ V/m))	(dB(μ V/m))	(dB)
Peak data								
10 558.78	V	68.67	37.44	-51.69	-	54.42	68.20	13.78
15 842.95 ¹⁾	V	65.99	40.07	-48.66	-	57.40	74.00	16.60
Average Data								
15 842.95 ¹⁾	V	56.37	40.07	-48.66	-	47.78	54.00	6.22

Highest Channel (5 320 MHz)

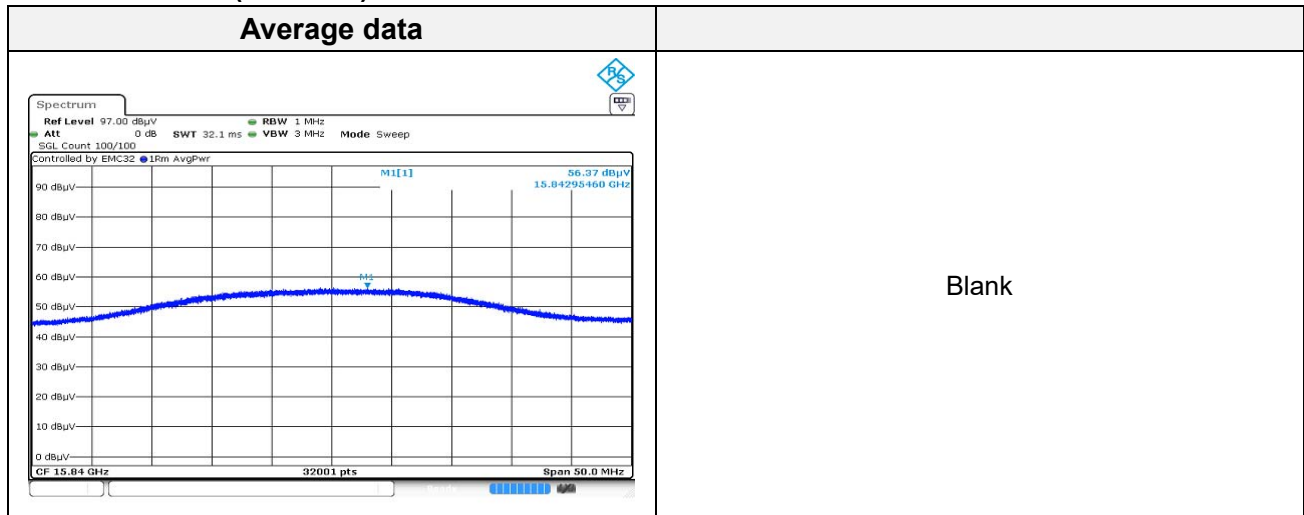
Frequency	Pol.	Reading	Ant. Factor	Amp.+Cable	DCF	Result	Limit	Margin
(MHz)	(V/H)	(dB(μ V))	(dB)	(dB)	(dB)	(dB(μ V/m))	(dB(μ V/m))	(dB)
Peak data								
5 350.02 ¹⁾	H	47.34	34.56	-26.84	-	55.06	74.00	18.94
10 640.05 ¹⁾	V	69.30	37.48	-51.73	-	55.05	74.00	18.95
15 959.21 ¹⁾	V	69.07	40.09	-48.36	-	60.80	74.00	13.20
Average Data								
5 350.02 ¹⁾	H	38.92	34.56	-26.84	-	46.64	54.00	7.36
10 640.05 ¹⁾	V	62.61	37.48	-51.73	-	48.36	54.00	5.64
15 959.21 ¹⁾	V	58.30	40.09	-48.36	-	50.03	54.00	3.97

802.11a UNII-2A ANT1

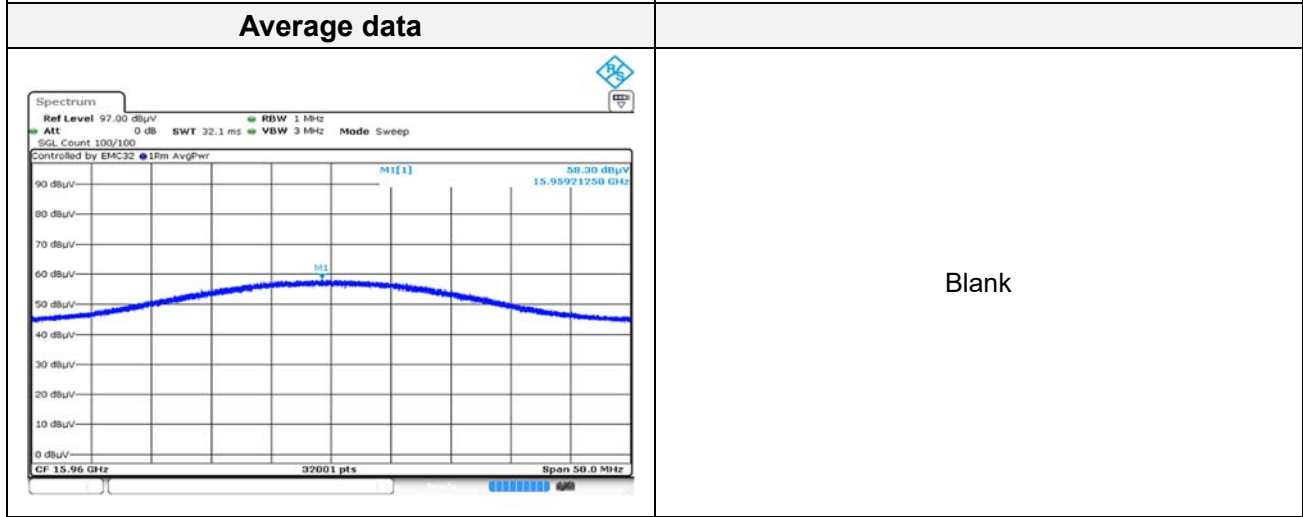
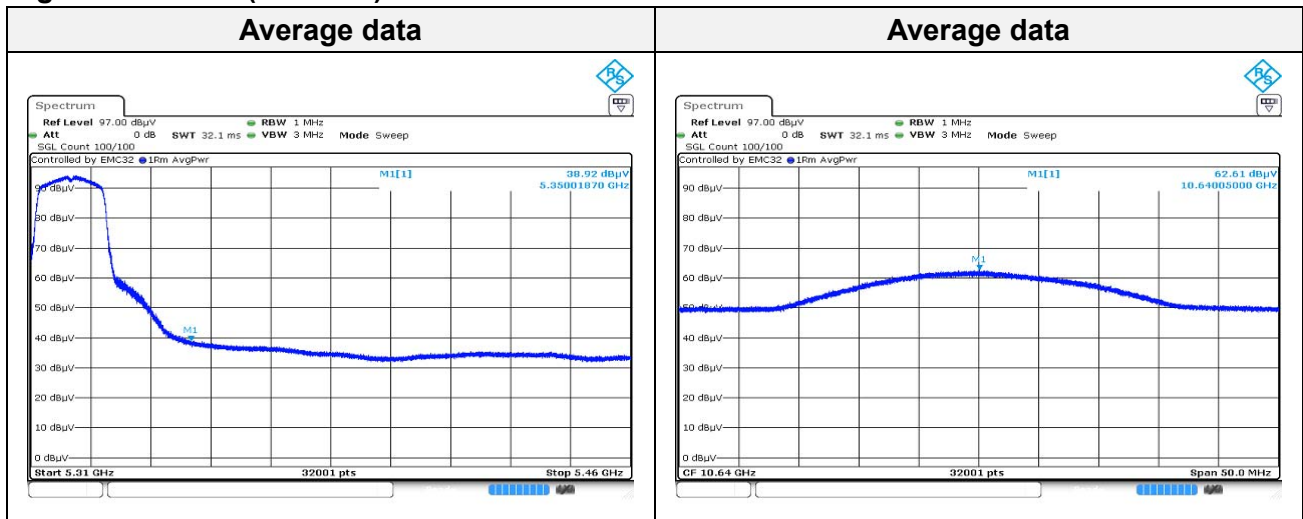
Lowest Channel (5 260 MHz)



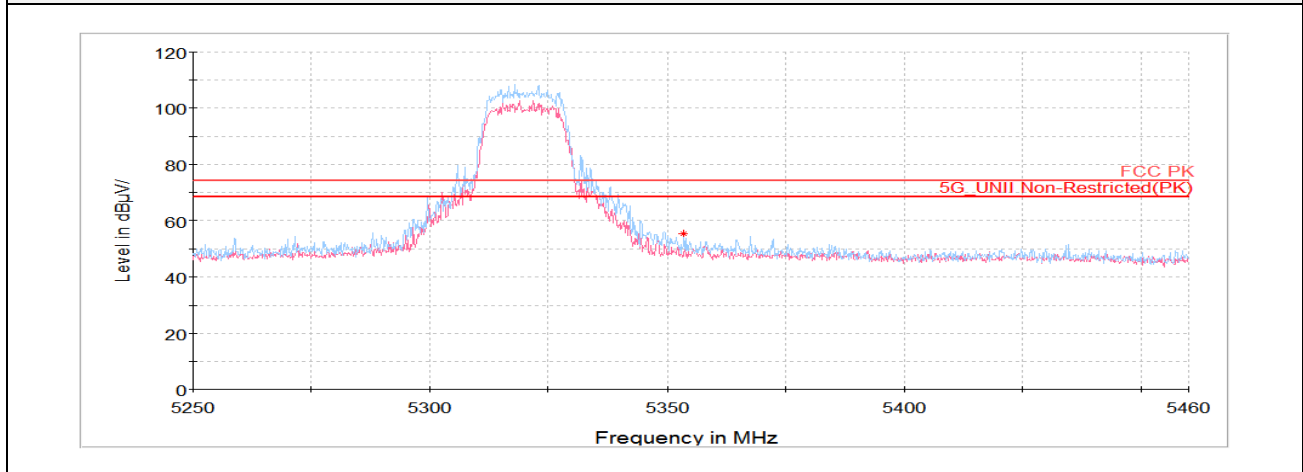
Middle Channel (5 280 MHz)



Highest Channel (5 320 MHz)



Horizontal/Vertical for Band-edge



802.11a UNII-2A ANT2**Lowest Channel (5 260 MHz)**

Frequency	Pol.	Reading	Ant. Factor	Amp.+Cable	DCF	Result	Limit	Margin
(MHz)	(V/H)	(dB(μ V))	(dB)	(dB)	(dB)	(dB(μ V/m))	(dB(μ V/m))	(dB)
Peak data								
10 520.33	V	66.53	37.41	-51.67	-	52.27	74.00	21.73
15 782.82 ¹⁾	V	60.57	40.06	-48.82	-	51.81	74.00	22.19
Average Data								
No spurious emissions were detected within 20 dB of the limit.								

Middle Channel (5 280 MHz)

Frequency	Pol.	Reading	Ant. Factor	Amp.+Cable	DCF	Result	Limit	Margin
(MHz)	(V/H)	(dB(μ V))	(dB)	(dB)	(dB)	(dB(μ V/m))	(dB(μ V/m))	(dB)
Peak data								
10 567.77	V	64.69	37.44	-51.70	-	50.43	74.00	23.57
15 838.07 ¹⁾	H	62.16	40.07	-48.68	-	53.55	74.00	20.45
Average Data								
No spurious emissions were detected within 20 dB of the limit.								

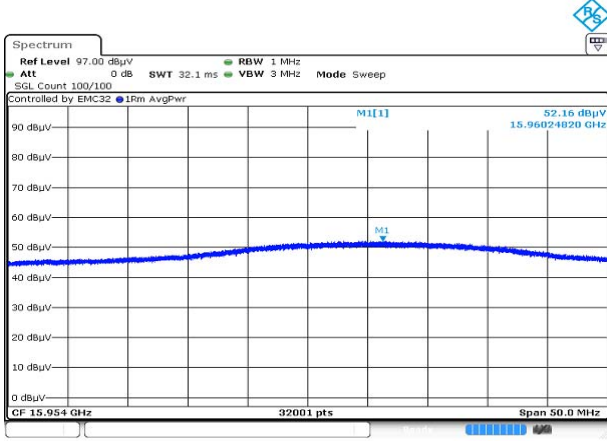
Highest Channel (5 320 MHz)

Frequency	Pol.	Reading	Ant. Factor	Amp.+Cable	DCF	Result	Limit	Margin
(MHz)	(V/H)	(dB(μ V))	(dB)	(dB)	(dB)	(dB(μ V/m))	(dB(μ V/m))	(dB)
Peak data								
5 350.15 ¹⁾	H	43.85	34.56	-26.84	-	51.57	74.00	22.43
10 639.70 ¹⁾	V	66.80	37.48	-51.73	-	52.55	74.00	21.45
15 960.25 ¹⁾	V	63.72	40.09	-48.36	-	55.45	74.00	18.55
Average Data								
15 960.25 ¹⁾	V	52.16	40.09	-48.36	-	43.89	54.00	10.11

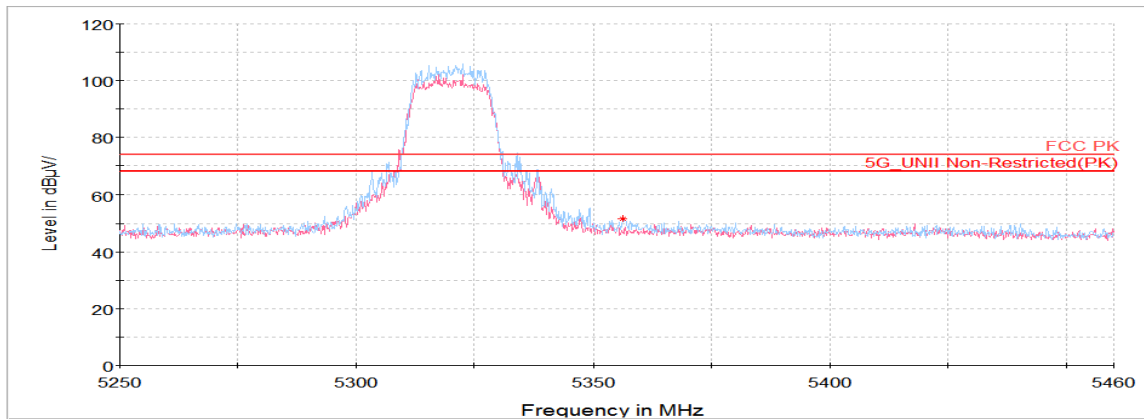
802.11a UNII-2A ANT2

Highest Channel (5 320 MHz)

Average data



Horizontal/Vertical for Band-edge



802.11a UNII-2A 2TX MIMO**Lowest Channel (5 260 MHz)**

Frequency	Pol.	Reading	Ant. Factor	Amp.+Cable	DCF	Result	Limit	Margin
(MHz)	(V/H)	(dB(μ V))	(dB)	(dB)	(dB)	(dB(μ V/m))	(dB(μ V/m))	(dB)
Peak data								
10 512.42	V	61.34	37.41	-51.67	-	47.08	68.20	21.12
16 552.44	V	55.35	41.55	-45.33	-	51.57	68.20	16.63
Average Data								
No spurious emissions were detected within 20 dB of the limit.								

Middle Channel (5 280 MHz)

Frequency	Pol.	Reading	Ant. Factor	Amp.+Cable	DCF	Result	Limit	Margin
(MHz)	(V/H)	(dB(μ V))	(dB)	(dB)	(dB)	(dB(μ V/m))	(dB(μ V/m))	(dB)
Peak data								
10 563.45	V	64.33	37.44	-51.69	-	50.08	68.20	18.12
15 834.69 ¹⁾	V	60.15	40.07	-48.68	-	51.54	74.00	22.46
Average Data								
No spurious emissions were detected within 20 dB of the limit.								

Highest Channel (5 320 MHz)

Frequency	Pol.	Reading	Ant. Factor	Amp.+Cable	DCF	Result	Limit	Margin
(MHz)	(V/H)	(dB(μ V))	(dB)	(dB)	(dB)	(dB(μ V/m))	(dB(μ V/m))	(dB)
Peak data								
5 350.03 ¹⁾	H	45.56	34.56	-26.84	-	53.28	74.00	20.72
10 639.44 ¹⁾	V	67.37	37.48	-51.73	-	53.12	74.00	20.88
15 959.84 ¹⁾	V	61.81	40.09	-48.36	-	53.54	74.00	20.46
Average Data								
No spurious emissions were detected within 20 dB of the limit.								

802.11n HT20 UNII-2A ANT1**Lowest Channel (5 260 MHz)**

Frequency	Pol.	Reading	Ant. Factor	Amp.+Cable	DCF	Result	Limit	Margin
(MHz)	(V/H)	(dB(μ V))	(dB)	(dB)	(dB)	(dB(μ V/m))	(dB(μ V/m))	(dB)
Peak data								
10 522.48	V	69.60	37.41	-51.68	-	55.33	68.20	12.87
15 781.07 ¹⁾	V	64.92	40.06	-48.82	-	56.16	74.00	17.84
Average Data								
15 781.07 ¹⁾	V	56.42	40.06	-48.82	-	47.66	54.00	6.34

Middle Channel (5 280 MHz)

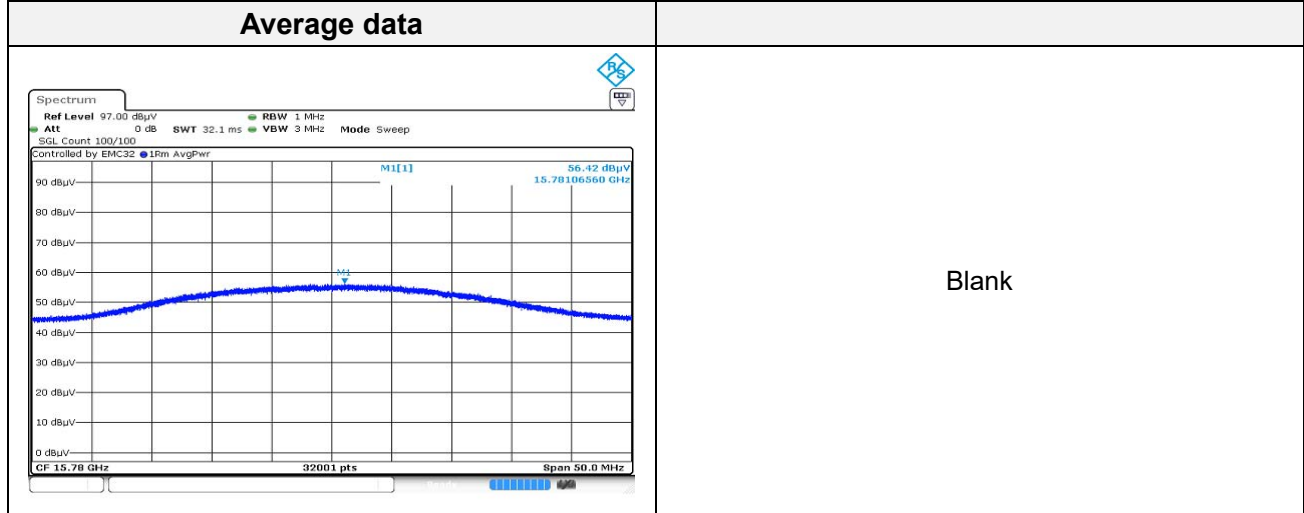
Frequency	Pol.	Reading	Ant. Factor	Amp.+Cable	DCF	Result	Limit	Margin
(MHz)	(V/H)	(dB(μ V))	(dB)	(dB)	(dB)	(dB(μ V/m))	(dB(μ V/m))	(dB)
Peak data								
10 555.55	V	69.47	37.43	-51.69	-	55.21	68.20	12.99
15 835.27 ¹⁾	V	66.13	40.07	-48.68	-	57.52	74.00	16.48
Average Data								
15 835.27 ¹⁾	V	56.56	40.07	-48.68	-	47.95	54.00	6.05

Highest Channel (5 320 MHz)

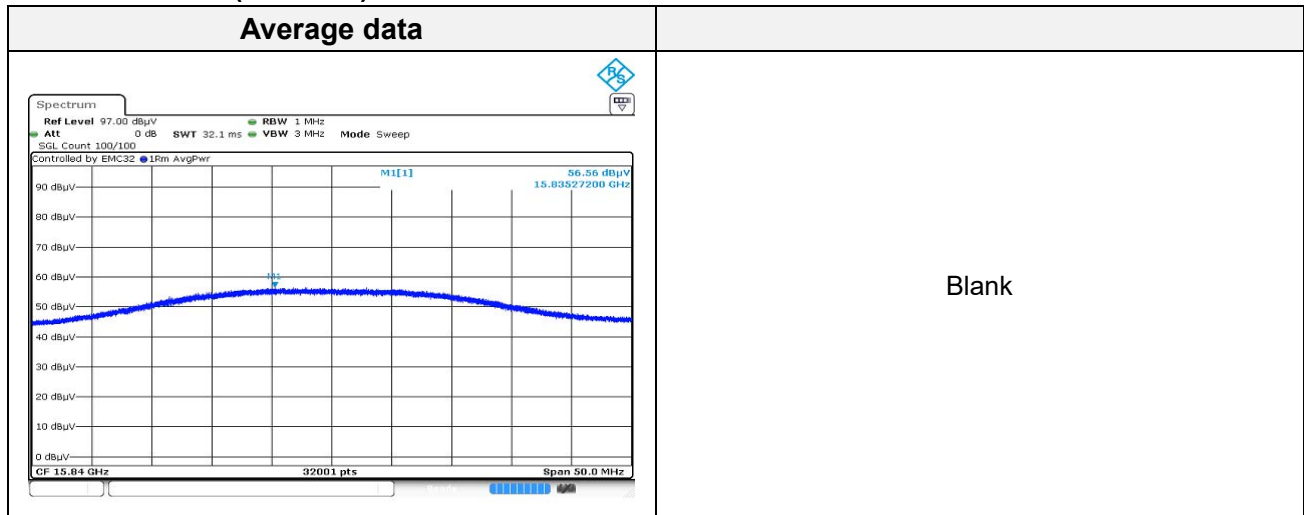
Frequency	Pol.	Reading	Ant. Factor	Amp.+Cable	DCF	Result	Limit	Margin
(MHz)	(V/H)	(dB(μ V))	(dB)	(dB)	(dB)	(dB(μ V/m))	(dB(μ V/m))	(dB)
Peak data								
5 350.83 ¹⁾	H	48.25	34.56	-26.84	-	55.97	74.00	18.03
10 641.76 ¹⁾	V	71.06	37.49	-51.73	-	56.82	74.00	17.18
15 961.27 ¹⁾	H	67.98	40.09	-48.36	-	59.71	74.00	14.29
Average Data								
5 350.83 ¹⁾	H	41.08	34.56	-26.84	-	48.80	54.00	5.20
10 641.76 ¹⁾	V	62.98	37.49	-51.73	-	48.74	54.00	5.26
15 961.27 ¹⁾	V	58.15	40.09	-48.36	-	49.88	54.00	4.12

802.11n HT20 UNII-2A ANT1

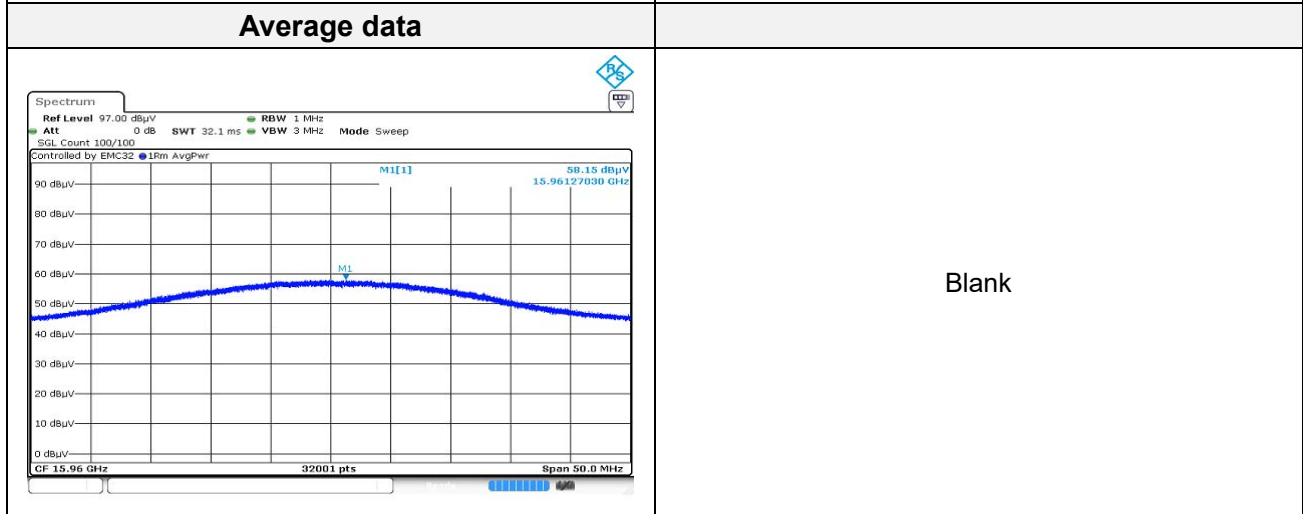
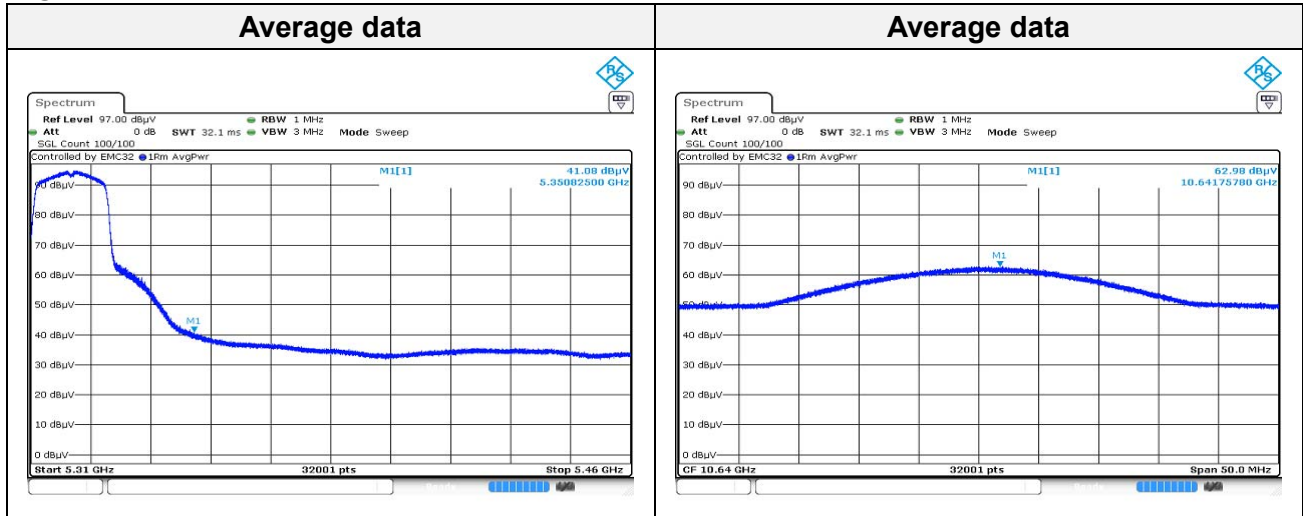
Lowest Channel (5 260 MHz)



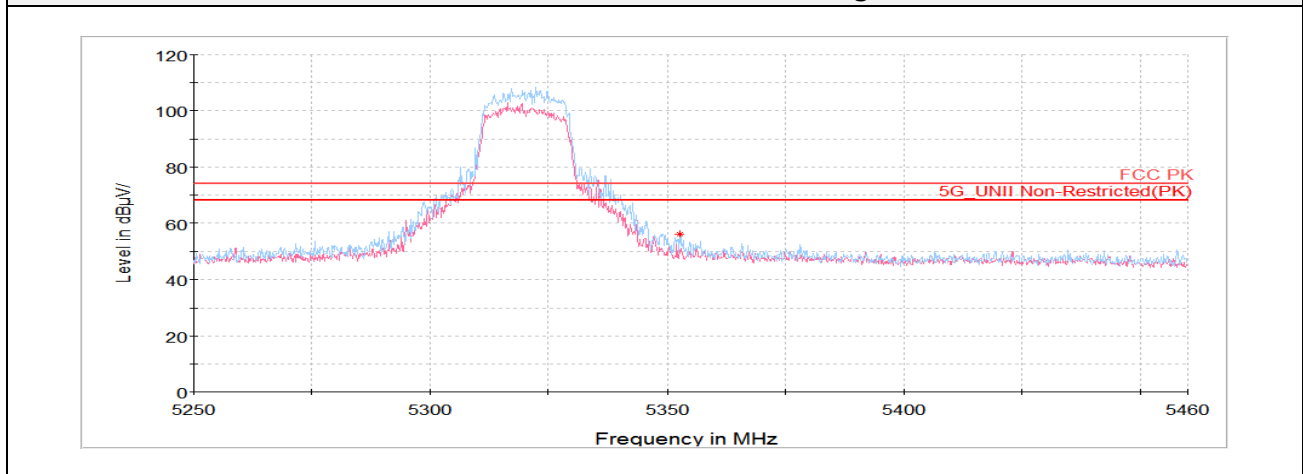
Middle Channel (5 280 MHz)



Highest Channel (5 320 MHz)



Horizontal/Vertical for Band-edge



802.11n HT20 UNII-2A ANT2**Lowest Channel (5 260 MHz)**

Frequency	Pol.	Reading	Ant. Factor	Amp.+Cable	DCF	Result	Limit	Margin
(MHz)	(V/H)	(dB(μ V))	(dB)	(dB)	(dB)	(dB(μ V/m))	(dB(μ V/m))	(dB)
Peak data								
10 515.30	V	63.73	37.41	-51.67	-	49.47	68.20	18.73
15 775.47 ¹⁾	V	59.31	40.06	-48.84	-	50.53	74.00	23.47
Average Data								
No spurious emissions were detected within 20 dB of the limit.								

Middle Channel (5 280 MHz)

Frequency	Pol.	Reading	Ant. Factor	Amp.+Cable	DCF	Result	Limit	Margin
(MHz)	(V/H)	(dB(μ V))	(dB)	(dB)	(dB)	(dB(μ V/m))	(dB(μ V/m))	(dB)
Peak data								
10 559.50	V	64.41	37.44	-51.69	-	50.16	74.00	23.84
15 836.44 ¹⁾	V	62.03	40.07	-48.68	-	53.42	74.00	20.58
Average Data								
No spurious emissions were detected within 20 dB of the limit.								

Highest Channel (5 320 MHz)

Frequency	Pol.	Reading	Ant. Factor	Amp.+Cable	DCF	Result	Limit	Margin
(MHz)	(V/H)	(dB(μ V))	(dB)	(dB)	(dB)	(dB(μ V/m))	(dB(μ V/m))	(dB)
Peak data								
5 350.05 ¹⁾	H	44.13	34.56	-26.84	-	51.85	74.00	22.15
10 647.19 ¹⁾	V	65.21	37.49	-51.73	-	50.97	74.00	23.03
15 960.03 ¹⁾	H	62.22	40.09	-48.36	-	53.95	74.00	20.05
Average Data								
No spurious emissions were detected within 20 dB of the limit.								

802.11n HT20 UNII-2A 2TX MIMO**Lowest Channel (5 260 MHz)**

Frequency	Pol.	Reading	Ant. Factor	Amp.+Cable	DCF	Result	Limit	Margin
(MHz)	(V/H)	(dB(μ V))	(dB)	(dB)	(dB)	(dB(μ V/m))	(dB(μ V/m))	(dB)
Peak data								
8 120.42 ¹⁾	V	62.71	35.80	-50.92	-	47.59	74.00	26.41
10 514.58	V	62.18	37.41	-51.67	-	47.92	68.20	20.28
16 852.52	H	56.18	41.85	-46.43	-	51.60	68.20	16.60
Average Data								
No spurious emissions were detected within 20 dB of the limit.								

Middle Channel (5 280 MHz)

Frequency	Pol.	Reading	Ant. Factor	Amp.+Cable	DCF	Result	Limit	Margin
(MHz)	(V/H)	(dB(μ V))	(dB)	(dB)	(dB)	(dB(μ V/m))	(dB(μ V/m))	(dB)
Peak data								
10 562.38	V	63.52	37.44	-51.69	-	49.27	68.20	18.93
16 933.38	V	56.22	41.93	-46.73	-	51.42	68.20	16.78
Average Data								
No spurious emissions were detected within 20 dB of the limit.								

Highest Channel (5 320 MHz)

Frequency	Pol.	Reading	Ant. Factor	Amp.+Cable	DCF	Result	Limit	Margin
(MHz)	(V/H)	(dB(μ V))	(dB)	(dB)	(dB)	(dB(μ V/m))	(dB(μ V/m))	(dB)
Peak data								
5 350.13 ¹⁾	H	45.62	34.56	-26.84	-	53.34	74.00	20.66
10 639.86 ¹⁾	V	65.37	37.48	-51.73	-	51.12	74.00	22.88
15 144.05	H	58.76	39.99	-47.00	-	51.75	68.20	16.45
Average Data								
No spurious emissions were detected within 20 dB of the limit.								

802.11n HT40 UNII-2A ANT1**Lowest Channel (5 270 MHz)**

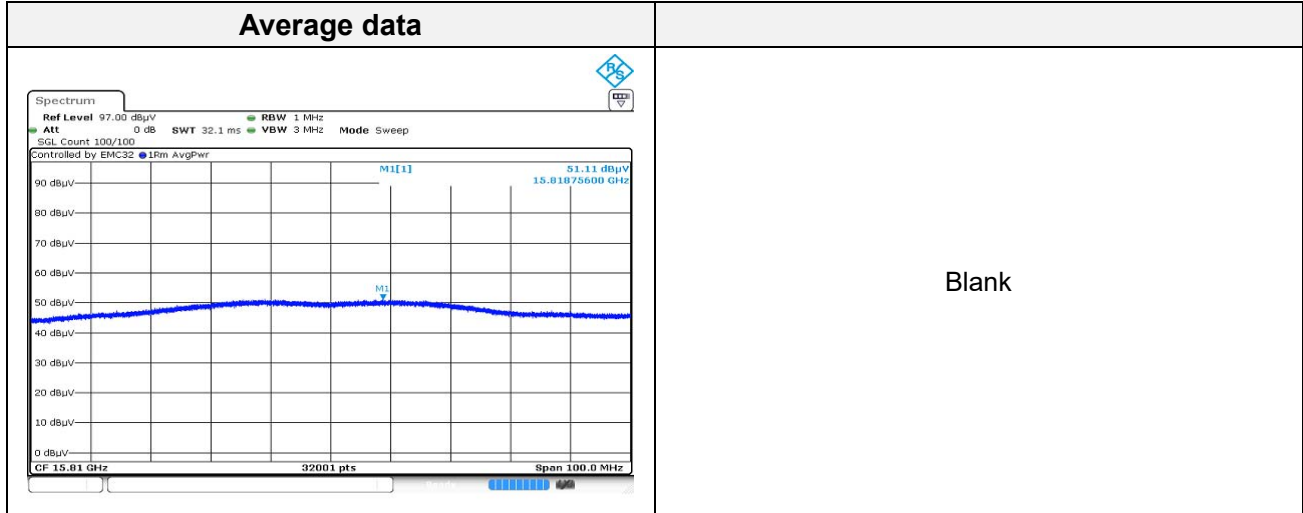
Frequency	Pol.	Reading	Ant. Factor	Amp.+Cable	DCF	Result	Limit	Margin
(MHz)	(V/H)	(dB(μ V))	(dB)	(dB)	(dB)	(dB(μ V/m))	(dB(μ V/m))	(dB)
Peak data								
10 549.44	V	64.18	37.43	-51.69	-	49.92	68.20	18.28
15 827.78 ¹⁾	V	59.96	40.07	-48.70	-	51.33	74.00	22.67
Average Data								
15 827.78 ¹⁾	V	51.11	40.07	-48.70	-	42.48	54.00	11.52

Highest Channel (5 310 MHz)

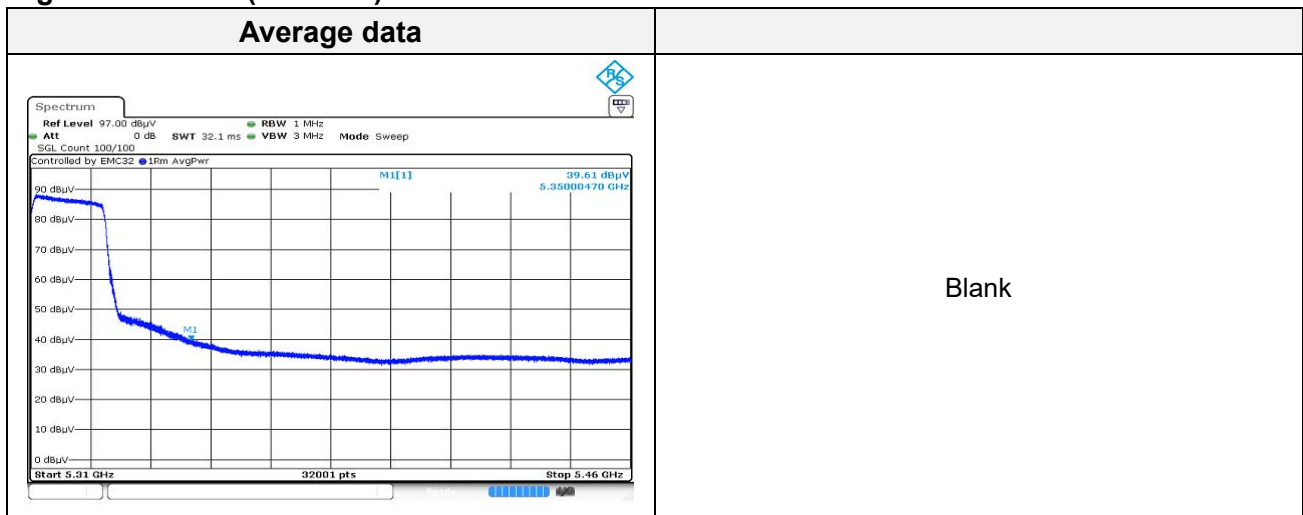
Frequency	Pol.	Reading	Ant. Factor	Amp.+Cable	DCF	Result	Limit	Margin
(MHz)	(V/H)	(dB(μ V))	(dB)	(dB)	(dB)	(dB(μ V/m))	(dB(μ V/m))	(dB)
Peak data								
5 350.00 ¹⁾	H	52.83	34.56	-26.84	-	60.55	74.00	13.45
10 637.84 ¹⁾	V	64.36	37.48	-51.73	-	50.11	74.00	23.89
16 368.08	V	56.34	41.74	-45.96	-	52.12	68.20	16.08
Average Data								
5 350.00 ¹⁾	H	39.61	34.56	-26.84	-	47.33	54.00	6.67

802.11n HT40 UNII-2A ANT1

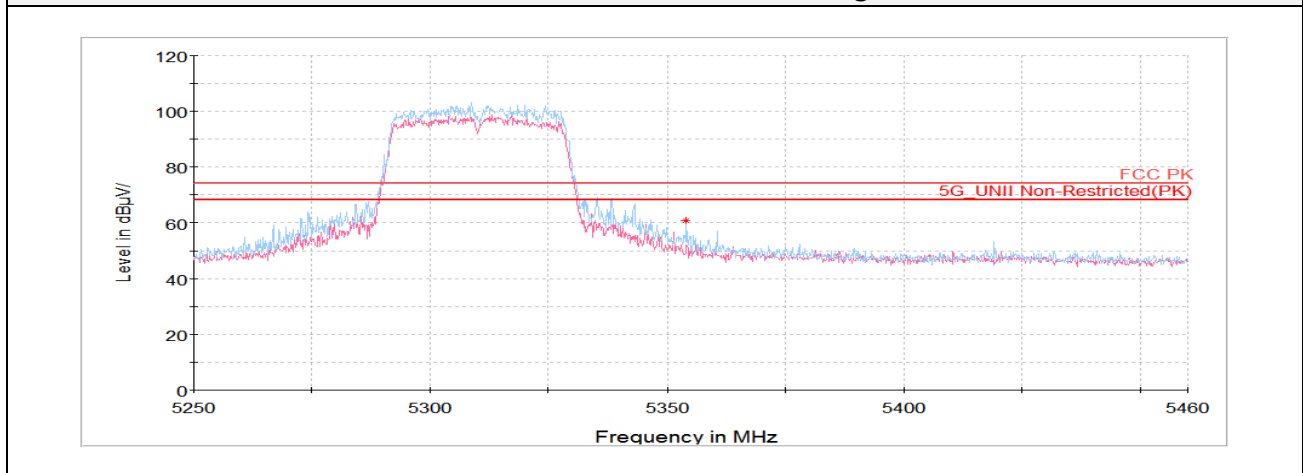
Lowest Channel (5 270 MHz)



Highest Channel (5 310 MHz)



Horizontal/Vertical for Band-edge



802.11n HT40 UNII-2A ANT2**Lowest Channel (5 270 MHz)**

Frequency	Pol.	Reading	Ant. Factor	Amp.+Cable	DCF	Result	Limit	Margin
(MHz)	(V/H)	(dB(μ V))	(dB)	(dB)	(dB)	(dB(μ V/m))	(dB(μ V/m))	(dB)
Peak data								
10 539.02	V	63.60	37.42	-51.68	-	49.34	68.20	18.86
15 821.30 ¹⁾	V	59.76	40.06	-48.72	-	51.10	74.00	22.90
Average Data								
No spurious emissions were detected within 20 dB of the limit.								

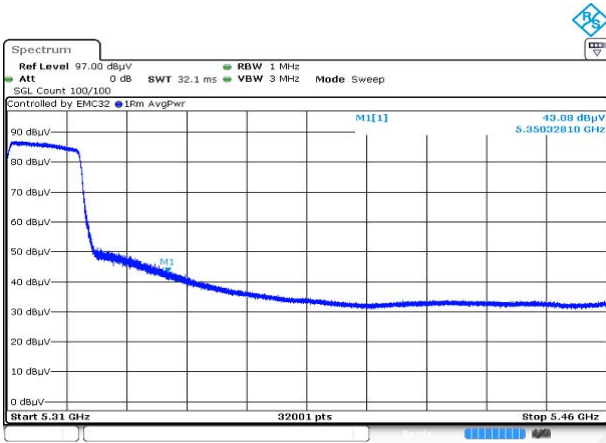
Highest Channel (5 310 MHz)

Frequency	Pol.	Reading	Ant. Factor	Amp.+Cable	DCF	Result	Limit	Margin
(MHz)	(V/H)	(dB(μ V))	(dB)	(dB)	(dB)	(dB(μ V/m))	(dB(μ V/m))	(dB)
Peak data								
5 350.33 ¹⁾	H	52.71	34.56	-26.84	-	60.43	74.00	13.57
10 633.17 ¹⁾	V	62.50	37.48	-51.73	-	48.25	74.00	25.75
15 940.42 ¹⁾	H	58.33	40.09	-48.41	-	50.01	74.00	23.99
Average Data								
5 350.33 ¹⁾	H	43.08	34.56	-26.84	-	50.80	54.00	3.20

802.11n HT40 UNII-2A ANT2

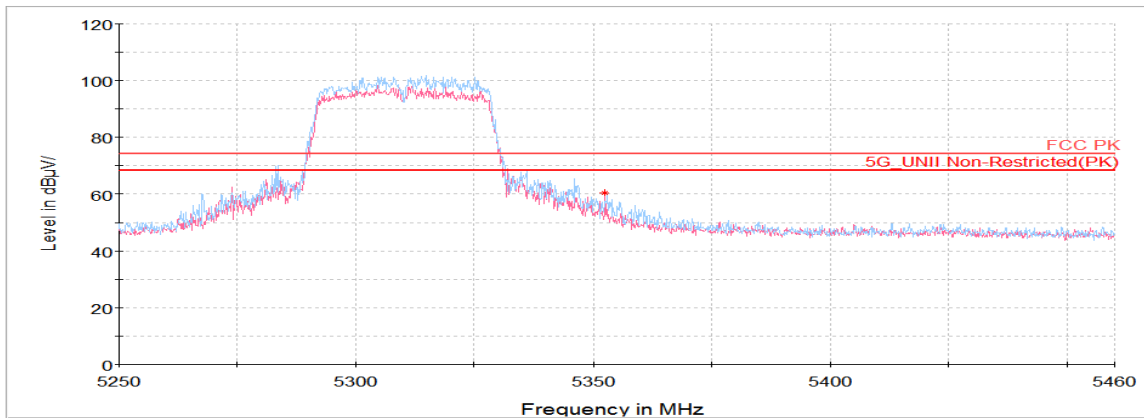
Highest Channel (5 310 MHz)

Average data



Blank

Horizontal/Vertical for Band-edge



802.11n HT40 UNII-2A 2TX MIMO**Lowest Channel (5 270 MHz)**

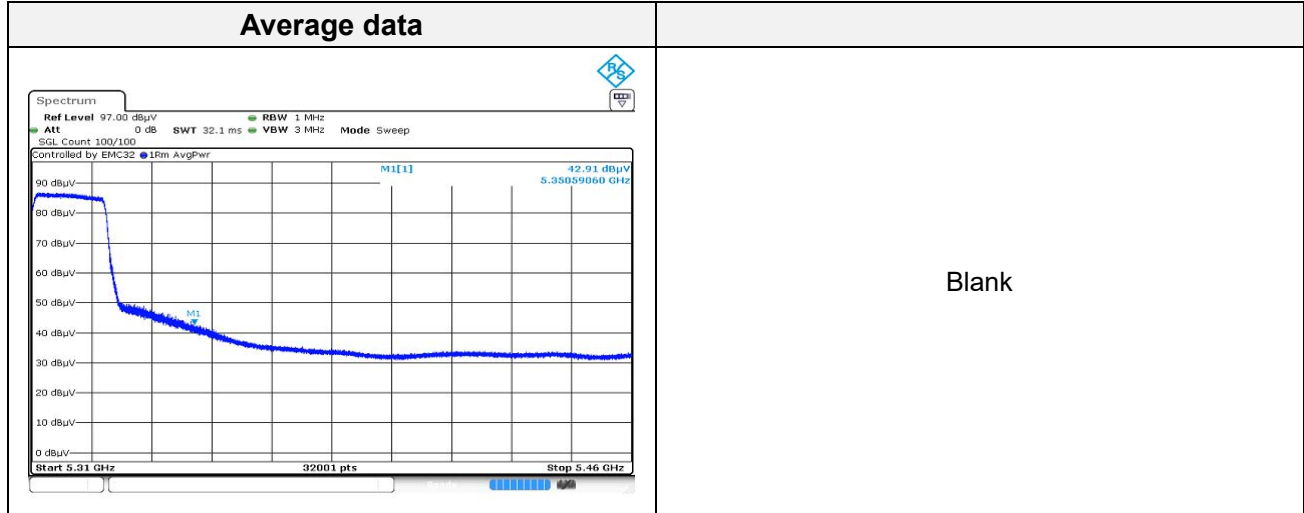
Frequency	Pol.	Reading	Ant. Factor	Amp.+Cable	DCF	Result	Limit	Margin
(MHz)	(V/H)	(dB(μ V))	(dB)	(dB)	(dB)	(dB(μ V/m))	(dB(μ V/m))	(dB)
Peak data								
10 540.09	V	62.78	37.42	-51.68	-	48.52	74.00	25.48
15 108.11	H	58.13	39.96	-46.74	-	51.35	74.00	22.65
Average Data								
No spurious emissions were detected within 20 dB of the limit.								

Highest Channel (5 310 MHz)

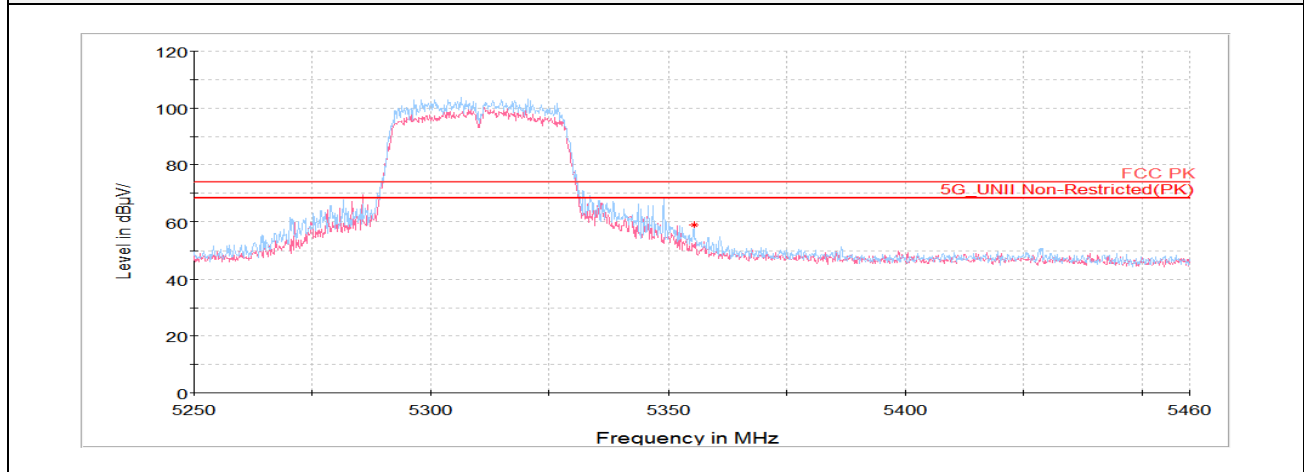
Frequency	Pol.	Reading	Ant. Factor	Amp.+Cable	DCF	Result	Limit	Margin
(MHz)	(V/H)	(dB(μ V))	(dB)	(dB)	(dB)	(dB(μ V/m))	(dB(μ V/m))	(dB)
Peak data								
5 350.59 ¹⁾	H	51.11	34.56	-26.84	-	58.83	74.00	15.17
10 619.85 ¹⁾	V	65.80	37.47	-51.72	-	51.55	74.00	22.45
15 934.94 ¹⁾	V	60.47	40.09	-48.42	-	52.14	74.00	21.86
Average Data								
5 350.59 ¹⁾	H	42.91	34.56	-26.84	-	50.63	54.00	3.37

802.11n HT40 UNII-2A 2TX MIMO

Highest Channel (5 310 MHz)



Horizontal/Vertical for Band-edge



802.11ac VHT20 UNII-2A ANT1**Lowest Channel (5 260 MHz)**

Frequency	Pol.	Reading	Ant. Factor	Amp.+Cable	DCF	Result	Limit	Margin
(MHz)	(V/H)	(dB(μ V))	(dB)	(dB)	(dB)	(dB(μ V/m))	(dB(μ V/m))	(dB)
Peak data								
10 519.97	V	72.43	37.41	-51.67	-	58.17	68.20	10.03
15 781.06 ¹⁾	V	66.38	40.06	-48.82	-	57.62	74.00	16.38
Average Data								
15 781.06 ¹⁾	V	56.91	40.06	-48.82	-	48.15	54.00	5.85

Middle Channel (5 280 MHz)

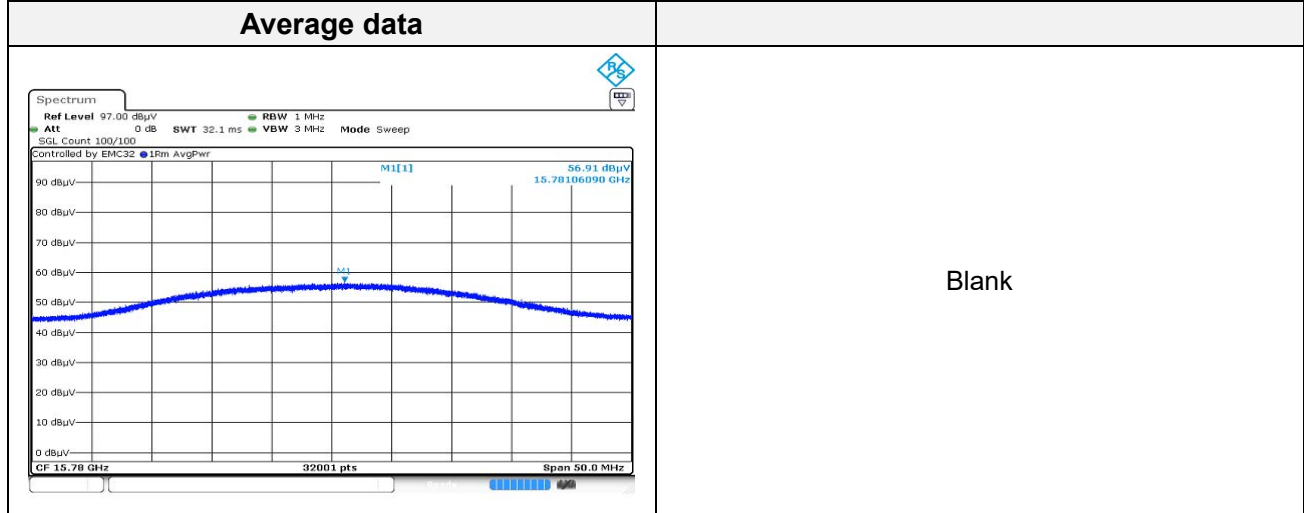
Frequency	Pol.	Reading	Ant. Factor	Amp.+Cable	DCF	Result	Limit	Margin
(MHz)	(V/H)	(dB(μ V))	(dB)	(dB)	(dB)	(dB(μ V/m))	(dB(μ V/m))	(dB)
Peak data								
10 555.91	V	67.79	37.43	-51.69	-	53.53	68.20	14.67
15 835.75 ¹⁾	H	68.61	40.07	-48.68	-	60.00	74.00	14.00
Average Data								
15 835.75 ¹⁾	V	56.84	40.07	-48.68	-	48.23	54.00	5.77

Highest Channel (5 320 MHz)

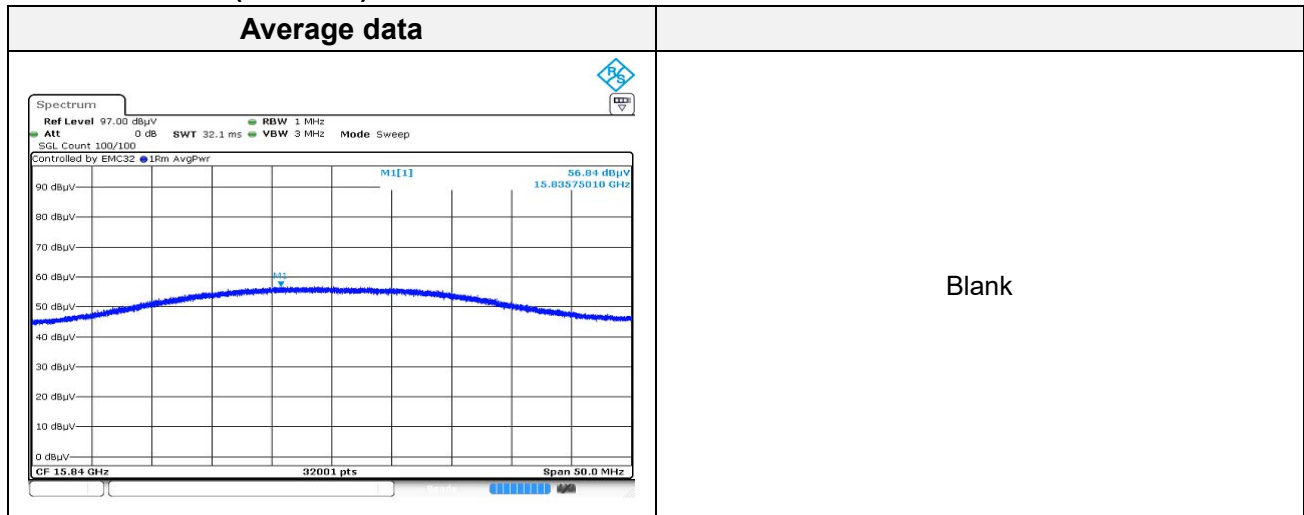
Frequency	Pol.	Reading	Ant. Factor	Amp.+Cable	DCF	Result	Limit	Margin
(MHz)	(V/H)	(dB(μ V))	(dB)	(dB)	(dB)	(dB(μ V/m))	(dB(μ V/m))	(dB)
Peak data								
5 350.30 ¹⁾	H	49.19	34.56	-26.84	-	56.91	74.00	17.09
10 640.06 ¹⁾	V	69.84	37.48	-51.73	-	55.59	74.00	18.41
15 959.05 ¹⁾	H	67.72	40.09	-48.36	-	59.45	74.00	14.55
Average Data								
5 350.30 ¹⁾	H	41.17	34.56	-26.84	-	48.89	54.00	5.11
10 640.06 ¹⁾	V	63.12	37.48	-51.73	-	48.87	54.00	5.13
15 959.05 ¹⁾	V	57.92	40.09	-48.36	-	49.65	54.00	4.35

802.11ac VHT20 UNII-2A ANT1

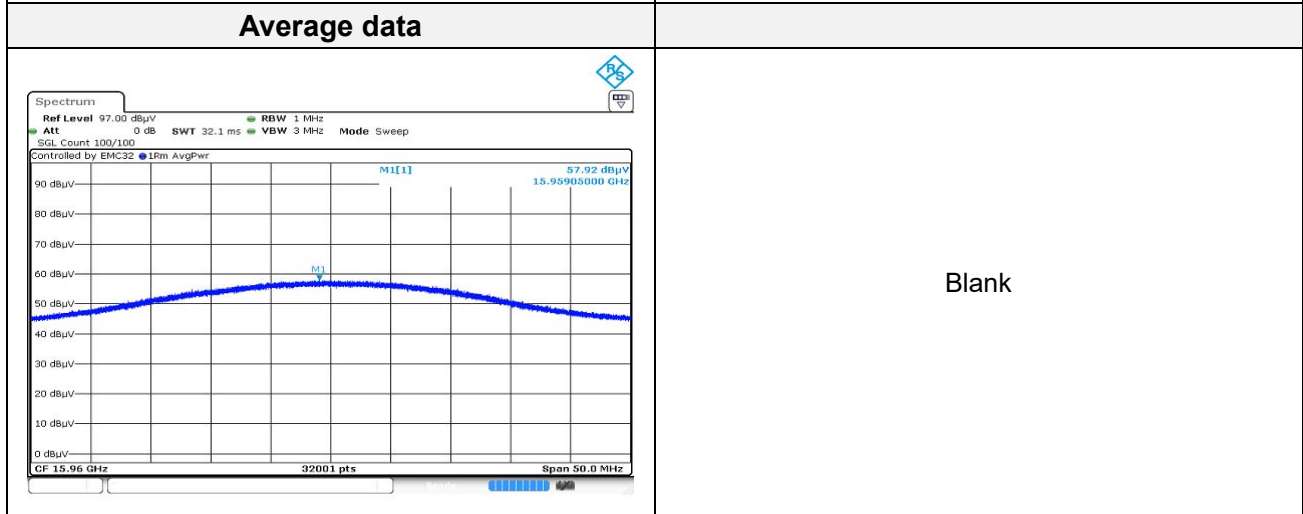
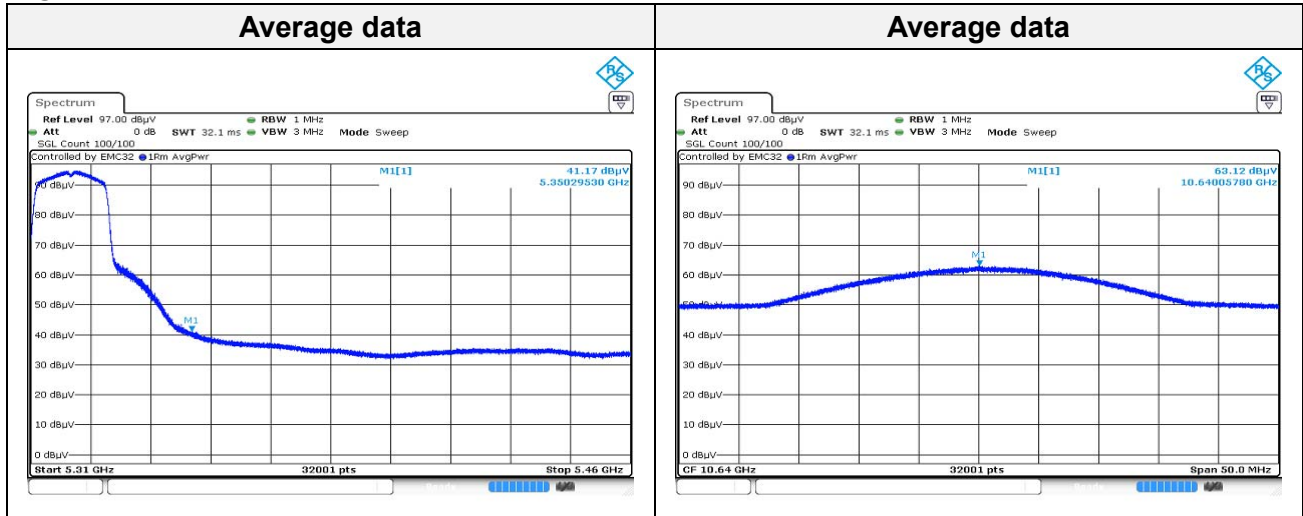
Lowest Channel (5 260 MHz)



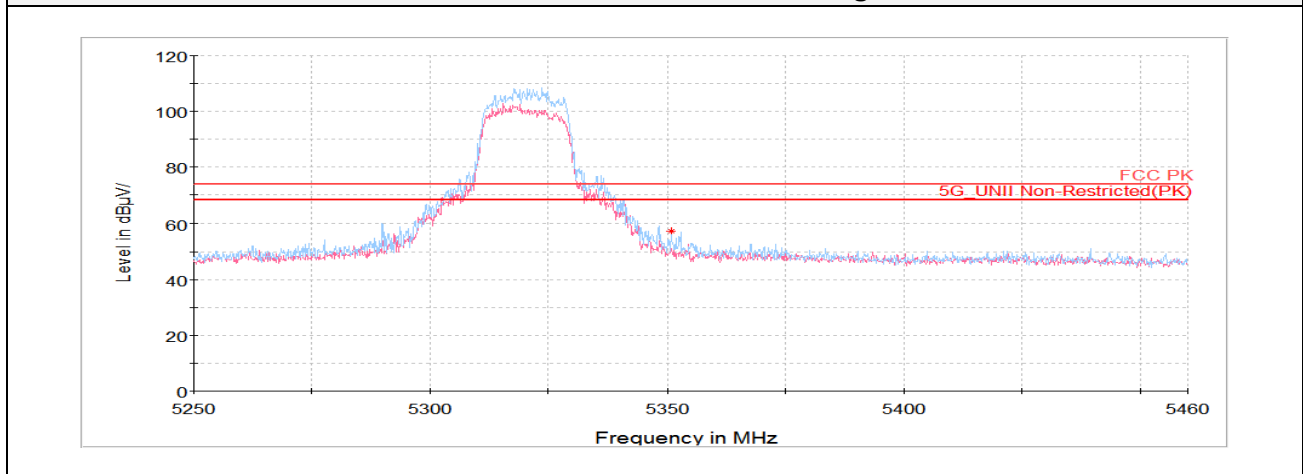
Middle Channel (5 280 MHz)



Highest Channel (5 320 MHz)



Horizontal/Vertical for Band-edge



802.11ac VHT20 UNII-2A ANT2**Lowest Channel (5 260 MHz)**

Frequency	Pol.	Reading	Ant. Factor	Amp.+Cable	DCF	Result	Limit	Margin
(MHz)	(V/H)	(dB(μ V))	(dB)	(dB)	(dB)	(dB(μ V/m))	(dB(μ V/m))	(dB)
Peak data								
10 520.69	V	63.95	37.41	-51.67	-	49.69	68.20	18.51
15 780.54 ¹⁾	V	60.16	40.06	-48.82	-	51.40	74.00	22.60
Average Data								
No spurious emissions were detected within 20 dB of the limit.								

Middle Channel (5 280 MHz)

Frequency	Pol.	Reading	Ant. Factor	Amp.+Cable	DCF	Result	Limit	Margin
(MHz)	(V/H)	(dB(μ V))	(dB)	(dB)	(dB)	(dB(μ V/m))	(dB(μ V/m))	(dB)
Peak data								
10 561.66	V	64.08	37.44	-51.69	-	49.83	74.00	24.17
15 835.82 ¹⁾	V	60.80	40.07	-48.68	-	52.19	74.00	21.81
Average Data								
No spurious emissions were detected within 20 dB of the limit.								

Highest Channel (5 320 MHz)

Frequency	Pol.	Reading	Ant. Factor	Amp.+Cable	DCF	Result	Limit	Margin
(MHz)	(V/H)	(dB(μ V))	(dB)	(dB)	(dB)	(dB(μ V/m))	(dB(μ V/m))	(dB)
Peak data								
5 350.19 ¹⁾	H	45.39	34.56	-26.84	-	53.11	74.00	20.89
10 639.78 ¹⁾	V	66.20	37.48	-51.73	-	51.95	74.00	22.05
15 956.49 ¹⁾	H	61.62	40.09	-48.37	-	53.34	74.00	20.66
Average Data								
No spurious emissions were detected within 20 dB of the limit.								

802.11ac VHT20 UNII-2A 2TX MIMO**Lowest Channel (5 260 MHz)**

Frequency	Pol.	Reading	Ant. Factor	Amp.+Cable	DCF	Result	Limit	Margin
(MHz)	(V/H)	(dB(μ V))	(dB)	(dB)	(dB)	(dB(μ V/m))	(dB(μ V/m))	(dB)
Peak data								
10 510.27	V	62.15	37.41	-51.67	-	47.89	68.20	20.31
15 778.34 ¹⁾	V	59.22	40.06	-48.83	-	50.45	74.00	23.55
Average Data								
No spurious emissions were detected within 20 dB of the limit.								

Middle Channel (5 280 MHz)

Frequency	Pol.	Reading	Ant. Factor	Amp.+Cable	DCF	Result	Limit	Margin
(MHz)	(V/H)	(dB(μ V))	(dB)	(dB)	(dB)	(dB(μ V/m))	(dB(μ V/m))	(dB)
Peak data								
11 579.41 ¹⁾	H	58.31	38.10	-49.80	-	46.61	74.00	27.39
16 843.17	V	55.64	41.84	-46.40	-	51.08	68.20	17.12
Average Data								
No spurious emissions were detected within 20 dB of the limit.								

Highest Channel (5 320 MHz)

Frequency	Pol.	Reading	Ant. Factor	Amp.+Cable	DCF	Result	Limit	Margin
(MHz)	(V/H)	(dB(μ V))	(dB)	(dB)	(dB)	(dB(μ V/m))	(dB(μ V/m))	(dB)
Peak data								
5 350.08 ¹⁾	H	45.52	34.56	-26.84	-	53.24	74.00	20.76
10 642.88 ¹⁾	V	63.02	37.49	-51.73	-	48.78	74.00	25.22
16 878.39 ¹⁾	H	56.50	41.88	-46.53	-	51.85	68.20	16.35
Average Data								
No spurious emissions were detected within 20 dB of the limit.								

802.11ac VHT40 UNII-2A ANT1**Lowest Channel (5 270 MHz)**

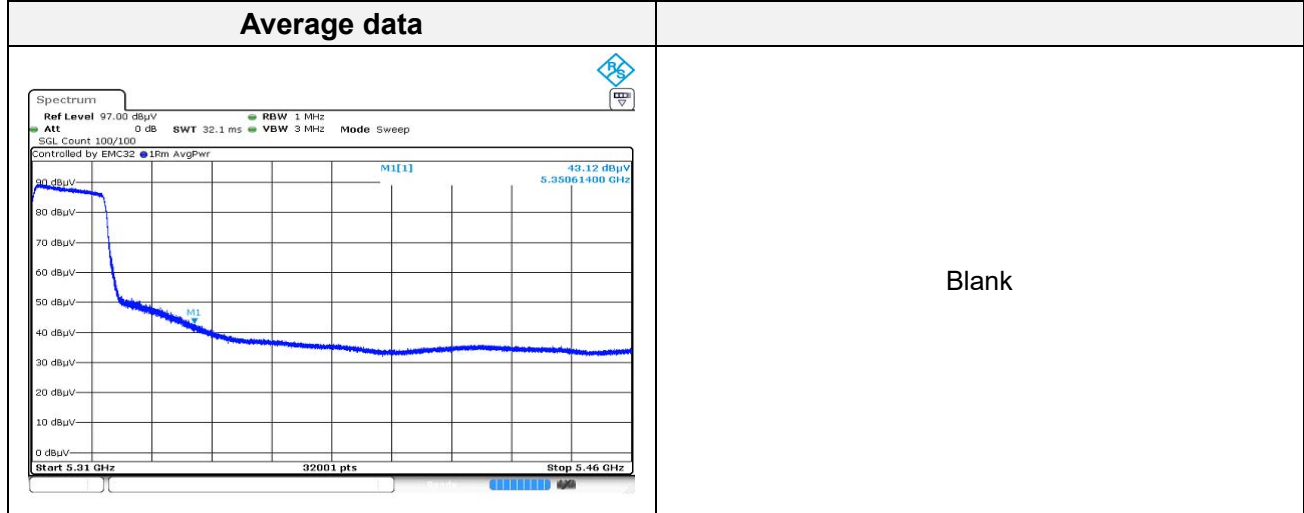
Frequency	Pol.	Reading	Ant. Factor	Amp.+Cable	DCF	Result	Limit	Margin
(MHz)	(V/H)	(dB(μ V))	(dB)	(dB)	(dB)	(dB(μ V/m))	(dB(μ V/m))	(dB)
Peak data								
10 518.53	V	63.11	37.41	-51.67	-	48.85	68.20	19.35
15 821.21 ¹⁾	V	62.46	40.06	-48.72	-	53.80	74.00	20.20
Average Data								
No spurious emissions were detected within 20 dB of the limit.								

Highest Channel (5 310 MHz)

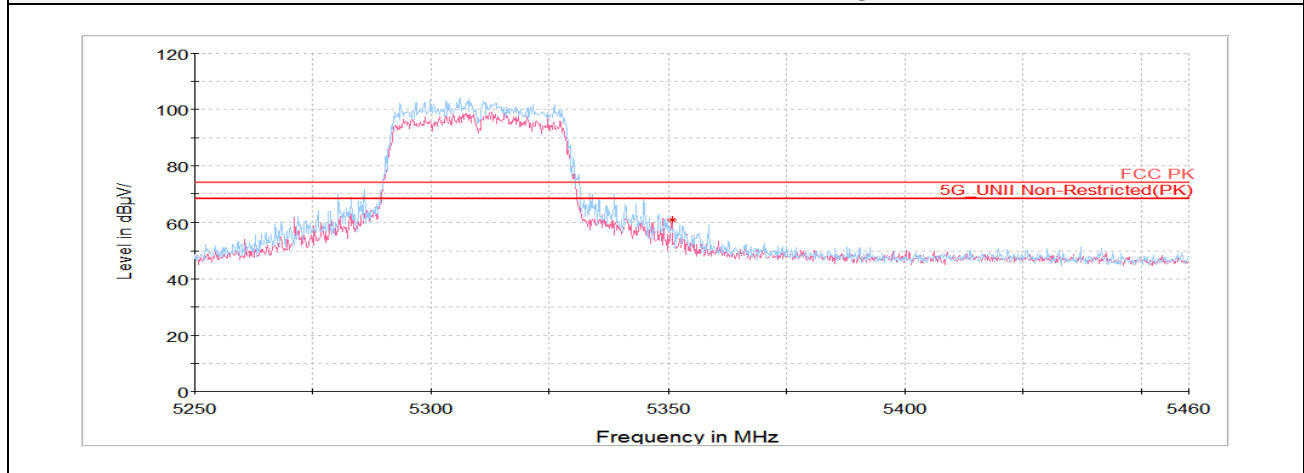
Frequency	Pol.	Reading	Ant. Factor	Amp.+Cable	DCF	Result	Limit	Margin
(MHz)	(V/H)	(dB(μ V))	(dB)	(dB)	(dB)	(dB(μ V/m))	(dB(μ V/m))	(dB)
Peak data								
5 350.61 ¹⁾	H	53.03	34.56	-26.84	-	60.75	74.00	13.25
10 620.09 ¹⁾	V	65.55	37.47	-51.72	-	51.30	74.00	22.70
15 931.78 ¹⁾	V	60.67	40.09	-48.43	-	52.33	74.00	21.67
Average Data								
5 350.61 ¹⁾	H	43.12	34.56	-26.84	-	50.84	54.00	3.16

802.11ac VHT40 UNII-2A ANT1

Highest Channel (5 310 MHz)



Horizontal/Vertical for Band-edge



802.11ac VHT40 UNII-2A ANT2**Lowest Channel (5 270 MHz)**

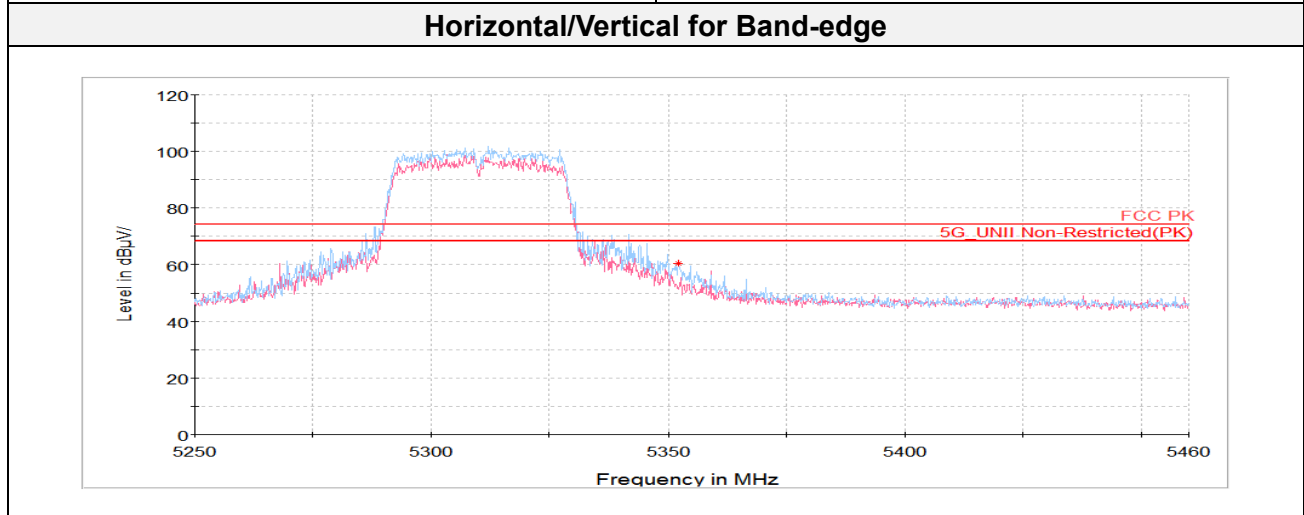
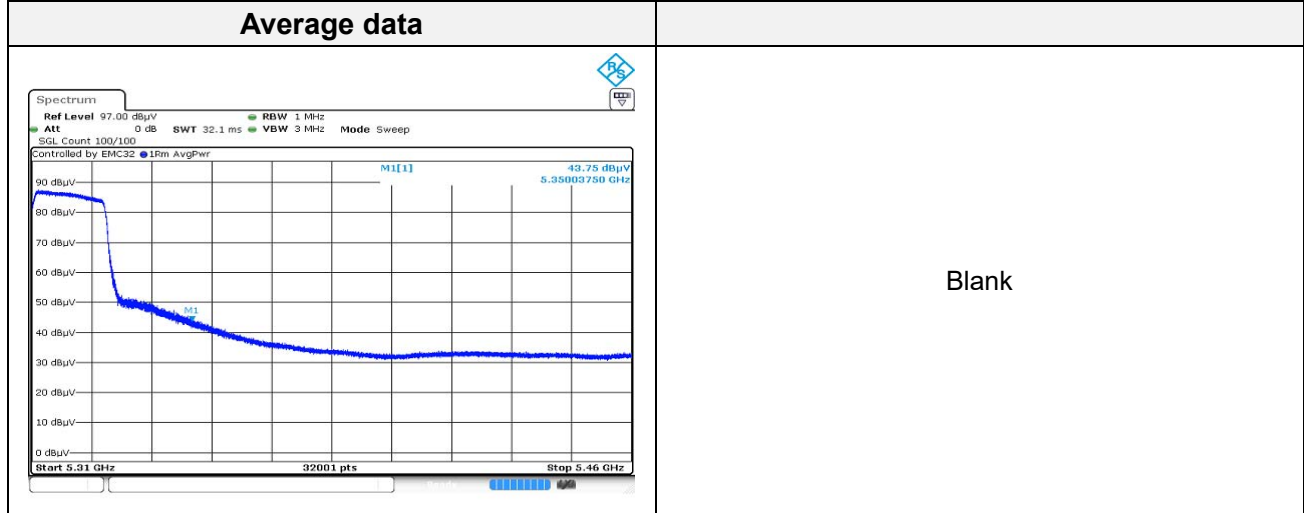
Frequency	Pol.	Reading	Ant. Factor	Amp.+Cable	DCF	Result	Limit	Margin
(MHz)	(V/H)	(dB(μ V))	(dB)	(dB)	(dB)	(dB(μ V/m))	(dB(μ V/m))	(dB)
Peak data								
10 536.14	V	64.27	37.42	-51.68	-	50.01	74.00	23.99
15 821.00 ¹⁾	V	61.26	40.06	-48.72	-	52.60	74.00	21.40
Average Data								
No spurious emissions were detected within 20 dB of the limit.								

Highest Channel (5 310 MHz)

Frequency	Pol.	Reading	Ant. Factor	Amp.+Cable	DCF	Result	Limit	Margin
(MHz)	(V/H)	(dB(μ V))	(dB)	(dB)	(dB)	(dB(μ V/m))	(dB(μ V/m))	(dB)
Peak data								
5 350.04 ¹⁾	H	52.46	34.56	-26.84	-	60.18	74.00	13.82
10 614.48 ¹⁾	V	62.56	37.47	-51.72	-	48.31	74.00	25.69
14 904.70	V	57.93	40.09	-46.37	-	51.65	74.00	22.35
Average Data								
5 350.04 ¹⁾	H	43.75	34.56	-26.84	-	51.47	54.00	2.53

802.11ac VHT40 UNII-2A ANT2

Highest Channel (5 310 MHz)



802.11ac VHT40 UNII-2A 2TX MIMO**Lowest Channel (5 270 MHz)**

Frequency	Pol.	Reading	Ant. Factor	Amp.+Cable	DCF	Result	Limit	Margin
(MHz)	(V/H)	(dB(μ V))	(dB)	(dB)	(dB)	(dB(μ V/m))	(dB(μ V/m))	(dB)
Peak data								
10 538.30	V	64.21	37.42	-51.68	-	49.95	68.20	18.25
16 837.42	H	56.94	41.84	-46.38	-	52.40	68.20	15.80
Average Data								
No spurious emissions were detected within 20 dB of the limit.								

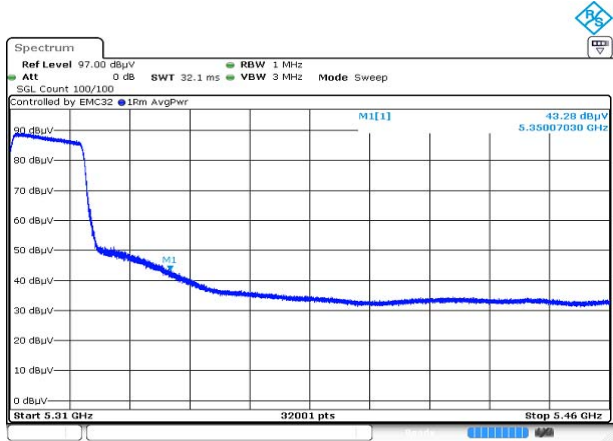
Highest Channel (5 310 MHz)

Frequency	Pol.	Reading	Ant. Factor	Amp.+Cable	DCF	Result	Limit	Margin
(MHz)	(V/H)	(dB(μ V))	(dB)	(dB)	(dB)	(dB(μ V/m))	(dB(μ V/m))	(dB)
Peak data								
5 350.07 ¹⁾	H	48.47	34.56	-26.84	-	56.19	74.00	17.81
10 609.09 ¹⁾	V	61.71	37.47	-51.72	-	47.46	74.00	26.54
15 934.88 ¹⁾	V	60.83	40.09	-48.42	-	52.50	74.00	21.50
Average Data								
5 350.07 ¹⁾	H	43.28	34.56	-26.84	-	51.00	54.00	3.00

802.11ac VHT40 UNII-2A 2TX MIMO

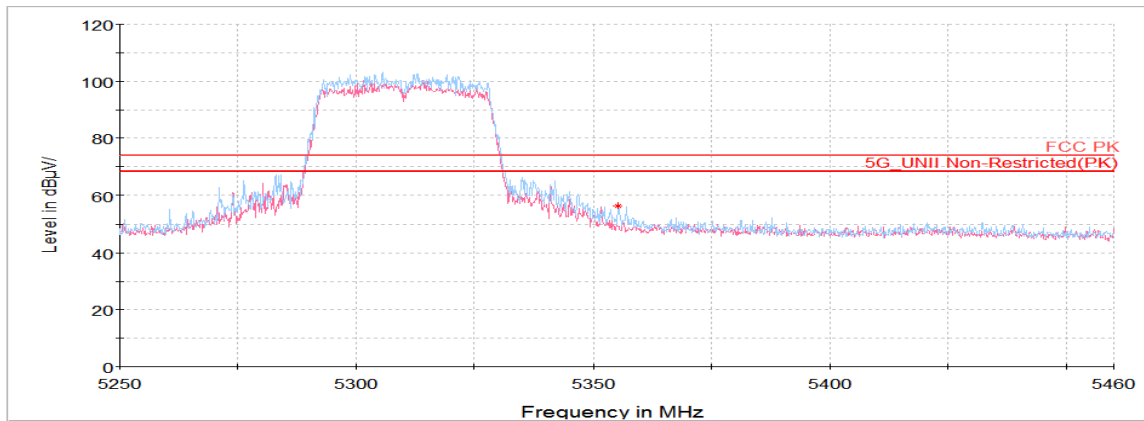
Highest Channel (5 310 MHz)

Average data



Blank

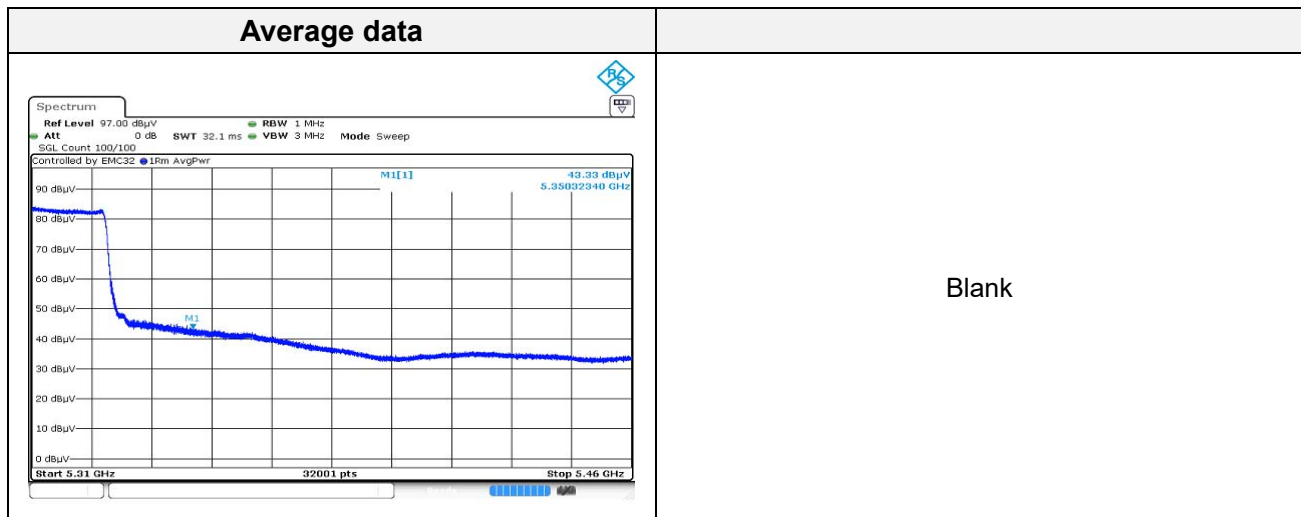
Horizontal/Vertical for Band-edge



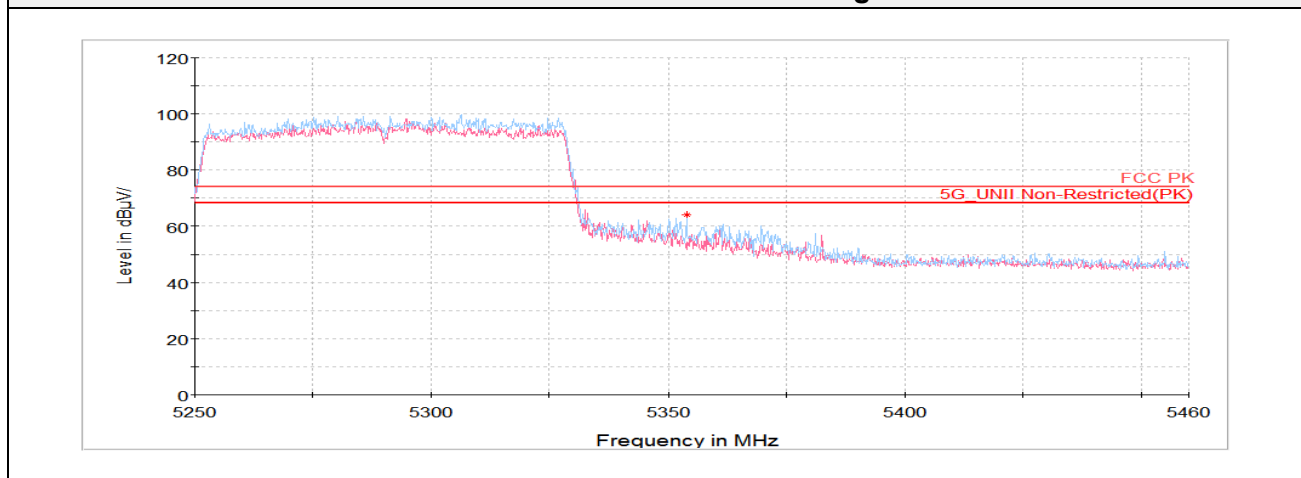
802.11ac VHT80 UNII-2A ANT1

Lowest Channel (5 290 MHz)

Frequency	Pol.	Reading	Ant. Factor	Amp.+Cable	DCF	Result	Limit	Margin
(MHz)	(V/H)	(dB(μV))	(dB)	(dB)	(dB)	(dB(μV/m))	(dB(μV/m))	(dB)
Peak data								
5 350.32 ¹⁾	H	56.28	34.56	-26.84	-	64.00	74.00	10.00
10 641.44 ¹⁾	V	61.29	37.48	-51.73	-	47.04	74.00	26.96
16 733.56	V	56.27	41.73	-46.00	-	52.00	68.20	16.20
Average Data								
5 350.32 ¹⁾	H	43.33	34.56	-26.84	-	51.05	54.00	2.95



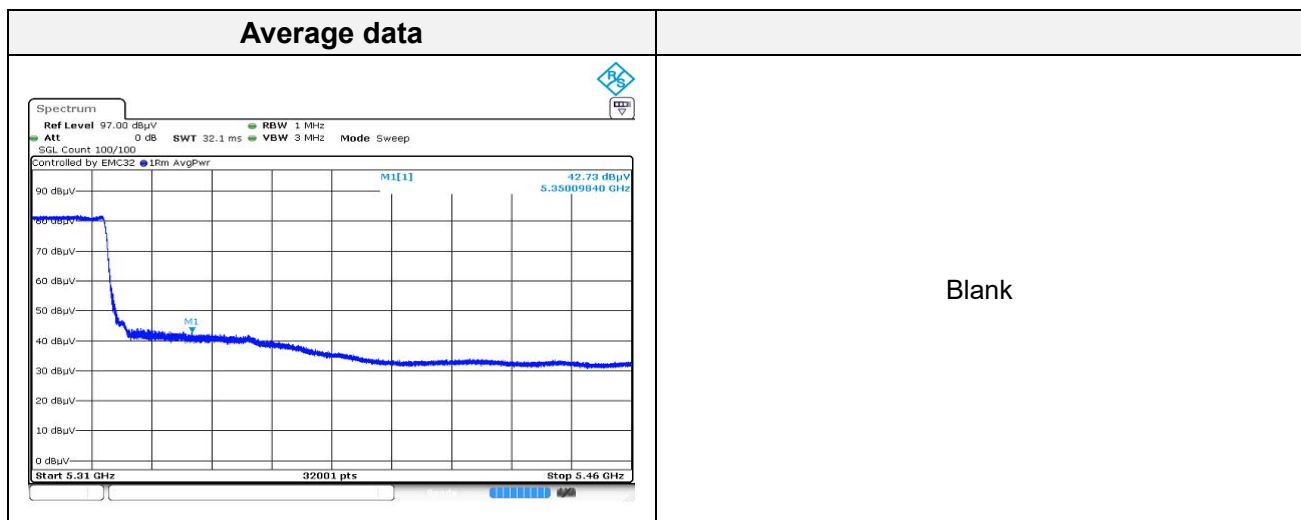
Horizontal/Vertical for Band-edge



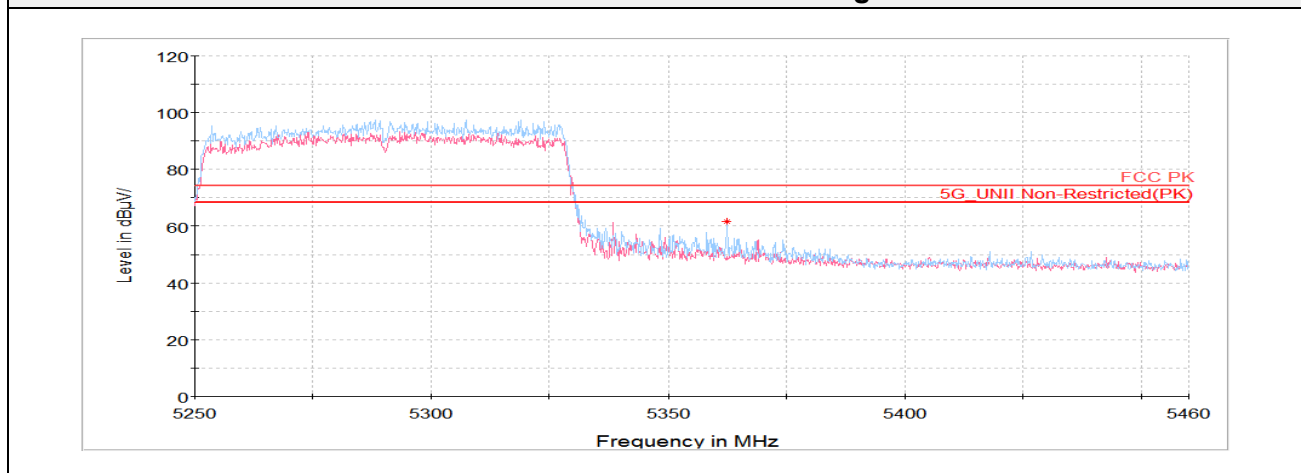
802.11ac VHT80 UNII-2A ANT2

Lowest Channel (5 290 MHz)

Frequency	Pol.	Reading	Ant. Factor	Amp.+Cable	DCF	Result	Limit	Margin
(MHz)	(V/H)	(dB(μV))	(dB)	(dB)	(dB)	(dB(μV/m))	(dB(μV/m))	(dB)
Peak data								
5 350.10 ¹)	H	53.64	34.56	-26.84	-	61.36	74.00	12.64
10 597.59	V	60.96	37.46	-51.71	-	46.71	68.20	21.49
16 678.58	V	56.62	41.68	-45.79	-	52.51	68.20	15.69
Average Data								
5 350.10 ¹)	H	42.73	34.56	-26.84	-	50.45	54.00	3.55



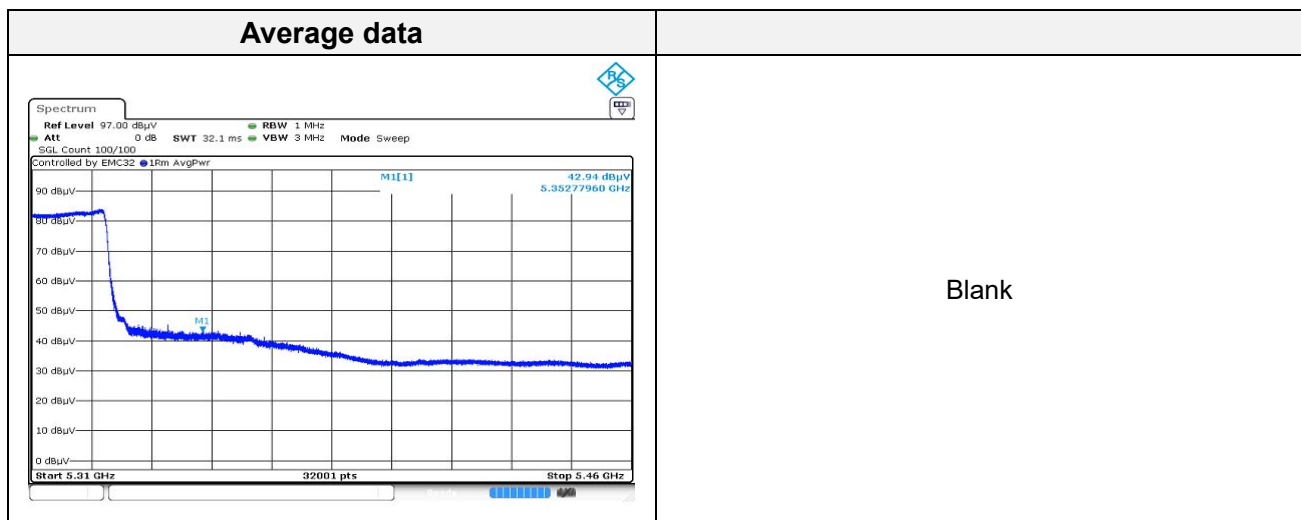
Horizontal/Vertical for Band-edge



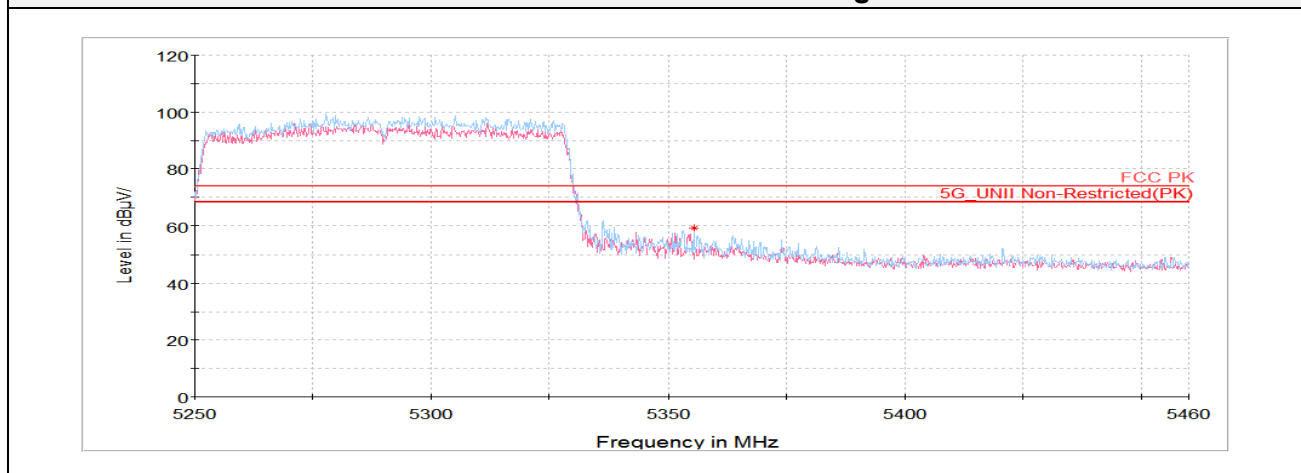
802.11ac VHT80 UNII-2A 2TX MIMO

Lowest Channel (5 290 MHz)

Frequency	Pol.	Reading	Ant. Factor	Amp.+Cable	DCF	Result	Limit	Margin
(MHz)	(V/H)	(dB(μV))	(dB)	(dB)	(dB)	(dB(μV/m))	(dB(μV/m))	(dB)
Peak data								
5 352.78 ¹⁾	H	51.40	34.56	-26.84	-	59.12	74.00	14.88
10 576.75	V	61.72	37.45	-51.70	-	47.47	68.20	20.73
16 774.53	H	56.42	41.77	-46.15	-	52.04	68.20	16.16
Average Data								
5 352.78 ¹⁾	H	42.94	34.56	-26.84	-	50.66	54.00	3.34



Horizontal/Vertical for Band-edge

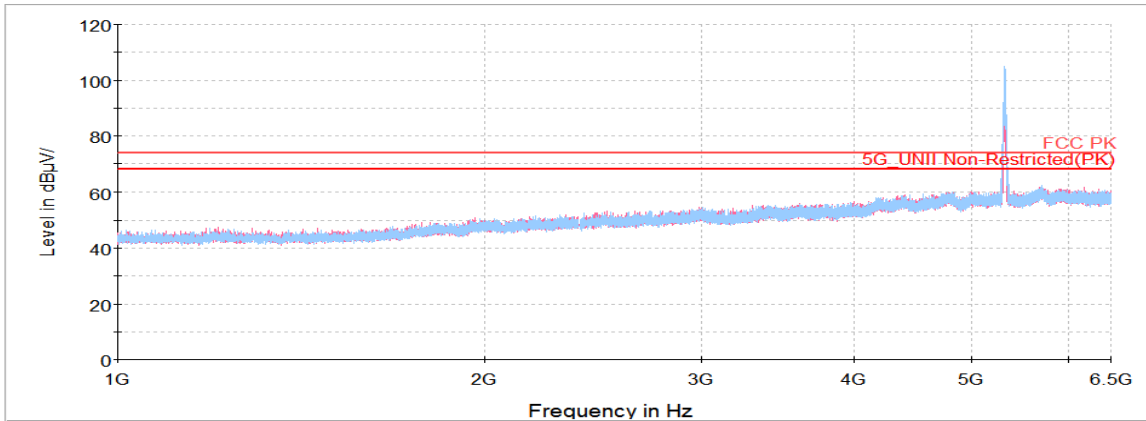


Plot of Harmonics and Spurious Emissions

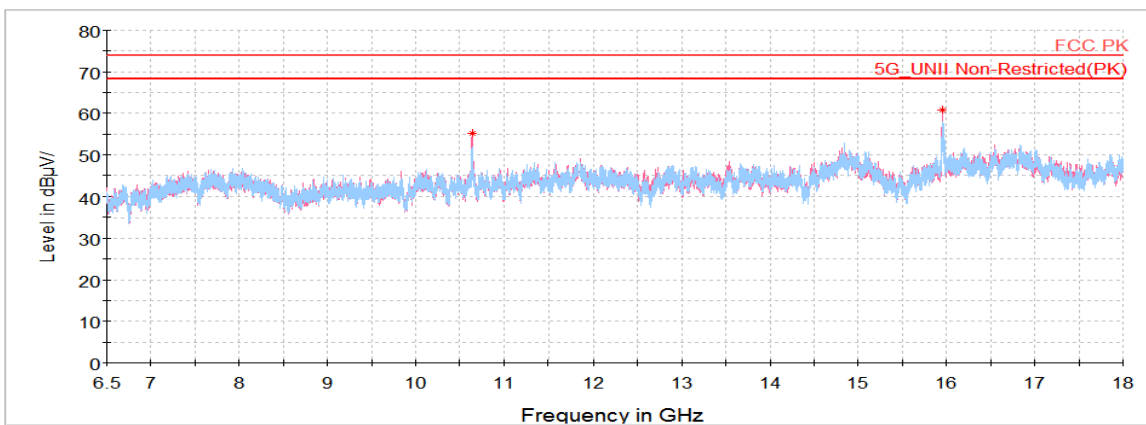
In order to simplify the report, attached plots were only the lowest margin condition

802.11a UNII-2A_2TX MIMO_ Highest Channel (5 320 MHz)

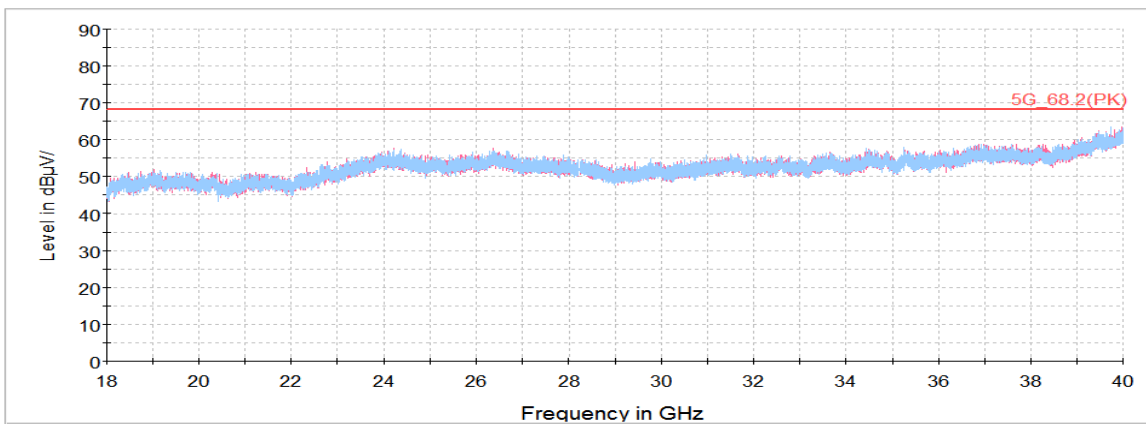
Horizontal/Vertical for 1 GHz ~ 6.5 GHz



Horizontal/Vertical for 6.5 GHz ~ 18 GHz



Horizontal/Vertical for 18 GHz ~ 40 GHz



802.11a UNII-2C ANT1**Lowest Channel (5 500 MHz)**

Frequency	Pol.	Reading	Ant. Factor	Amp.+Cable	DCF	Result	Limit	Margin
(MHz)	(V/H)	(dB(μ V))	(dB)	(dB)	(dB)	(dB(μ V/m))	(dB(μ V/m))	(dB)
Peak data								
5 459.99 ¹⁾	H	46.50	34.74	-27.35	-	53.89	74.00	20.11
11 000.45 ¹⁾	V	65.07	37.70	-51.90	-	50.87	74.00	23.13
16 500.69	V	57.50	41.50	-45.14	-	53.86	68.20	14.34
Average Data								
No spurious emissions were detected within 20 dB of the limit.								

Middle Channel (5 580 MHz)

Frequency	Pol.	Reading	Ant. Factor	Amp.+Cable	DCF	Result	Limit	Margin
(MHz)	(V/H)	(dB(μ V))	(dB)	(dB)	(dB)	(dB(μ V/m))	(dB(μ V/m))	(dB)
Peak data								
11 160.02 ¹⁾	V	65.96	37.80	-51.18	-	52.58	74.00	21.42
16 848.56	H	56.47	41.85	-46.42	-	51.90	68.20	16.30
Average Data								
No spurious emissions were detected within 20 dB of the limit.								

Highest Channel (5 700 MHz)

Frequency	Pol.	Reading	Ant. Factor	Amp.+Cable	DCF	Result	Limit	Margin
(MHz)	(V/H)	(dB(μ V))	(dB)	(dB)	(dB)	(dB(μ V/m))	(dB(μ V/m))	(dB)
Peak data								
5 725.19	H	48.32	35.07	-25.92	-	57.47	68.20	10.73
11 399.76 ¹⁾	V	63.63	37.94	-50.11	-	51.46	74.00	22.54
16 549.20	V	55.29	41.55	-45.32	-	51.52	74.00	22.48
Average Data								
No spurious emissions were detected within 20 dB of the limit.								

802.11a UNII-2C ANT2**Lowest Channel (5 500 MHz) ¹⁾**

Frequency	Pol.	Reading	Ant. Factor	Amp.+Cable	DCF	Result	Limit	Margin
(MHz)	(V/H)	(dB(μ V))	(dB)	(dB)	(dB)	(dB(μ V/m))	(dB(μ V/m))	(dB)
Peak data								
5 459.73 ¹⁾	H	43.61	34.74	-27.35	-	51.00	74.00	23.00
11 002.61 ¹⁾	V	62.75	37.70	-51.89	-	48.56	74.00	25.44
16 487.39	V	57.13	41.97	-45.22	-	53.88	68.20	14.32
Average Data								
No spurious emissions were detected within 20 dB of the limit.								

Middle Channel (5 580 MHz)

Frequency	Pol.	Reading	Ant. Factor	Amp.+Cable	DCF	Result	Limit	Margin
(MHz)	(V/H)	(dB(μ V))	(dB)	(dB)	(dB)	(dB(μ V/m))	(dB(μ V/m))	(dB)
Peak data								
11 161.81 ¹⁾	V	63.91	37.80	-51.17	-	50.54	74.00	23.46
16 740.75	V	57.67	41.74	-46.02	-	53.39	68.20	14.81
Average Data								
No spurious emissions were detected within 20 dB of the limit.								

Highest Channel (5 700 MHz)

Frequency	Pol.	Reading	Ant. Factor	Amp.+Cable	DCF	Result	Limit	Margin
(MHz)	(V/H)	(dB(μ V))	(dB)	(dB)	(dB)	(dB(μ V/m))	(dB(μ V/m))	(dB)
Peak data								
5 725.36	H	44.53	35.07	-25.92	-	53.68	68.20	14.52
11 399.95 ¹⁾	V	64.12	37.94	-50.11	-	51.95	74.00	22.05
16 855.75	H	56.12	41.86	-46.44	-	51.54	68.20	16.66
Average Data								
No spurious emissions were detected within 20 dB of the limit.								

802.11a UNII-2C 2TX MIMO**Lowest Channel (5 500 MHz)**

Frequency	Pol.	Reading	Ant. Factor	Amp.+Cable	DCF	Result	Limit	Margin
(MHz)	(V/H)	(dB(μ V))	(dB)	(dB)	(dB)	(dB(μ V/m))	(dB(μ V/m))	(dB)
Peak data								
5 456.01 ¹⁾	H	45.55	34.73	-27.31	-	52.97	74.00	21.03
10 995.06 ¹⁾	V	60.91	37.70	-51.90	-	46.71	74.00	27.29
16 732.84	H	55.98	41.73	-45.99	-	51.72	68.20	16.48
Average Data								
No spurious emissions were detected within 20 dB of the limit.								

Middle Channel (5 580 MHz)

Frequency	Pol.	Reading	Ant. Factor	Amp.+Cable	DCF	Result	Limit	Margin
(MHz)	(V/H)	(dB(μ V))	(dB)	(dB)	(dB)	(dB(μ V/m))	(dB(μ V/m))	(dB)
Peak data								
11 164.33 ¹⁾	V	63.74	37.80	-51.16	-	50.38	74.00	23.62
16 739.31	V	56.57	41.74	-46.02	-	52.29	68.20	15.91
Average Data								
No spurious emissions were detected within 20 dB of the limit.								

Highest Channel (5 700 MHz)

Frequency	Pol.	Reading	Ant. Factor	Amp.+Cable	DCF	Result	Limit	Margin
(MHz)	(V/H)	(dB(μ V))	(dB)	(dB)	(dB)	(dB(μ V/m))	(dB(μ V/m))	(dB)
Peak data								
5 725.36	H	44.94	35.07	-25.92	-	54.09	68.20	14.11
11 395.33 ¹⁾	V	64.50	37.94	-50.13	-	52.31	74.00	21.69
17 110.55	V	54.60	41.26	-47.39	-	48.47	68.20	19.73
Average Data								
No spurious emissions were detected within 20 dB of the limit.								

802.11n HT20 UNII-2C ANT1**Lowest Channel (5 500 MHz)**

Frequency	Pol.	Reading	Ant. Factor	Amp.+Cable	DCF	Result	Limit	Margin
(MHz)	(V/H)	(dB(μ V))	(dB)	(dB)	(dB)	(dB(μ V/m))	(dB(μ V/m))	(dB)
Peak data								
5 459.92 ¹⁾	H	48.06	34.74	-27.35	-	55.45	74.00	18.55
11 002.25 ¹⁾	V	64.53	37.70	-51.89	-	50.34	74.00	23.66
16 501.41	V	57.62	41.50	-45.14	-	53.98	68.20	14.22
Average Data								
5 459.92 ¹⁾	H	38.88	34.74	-27.35	-	46.27	54.00	7.73

Middle Channel (5 580 MHz)

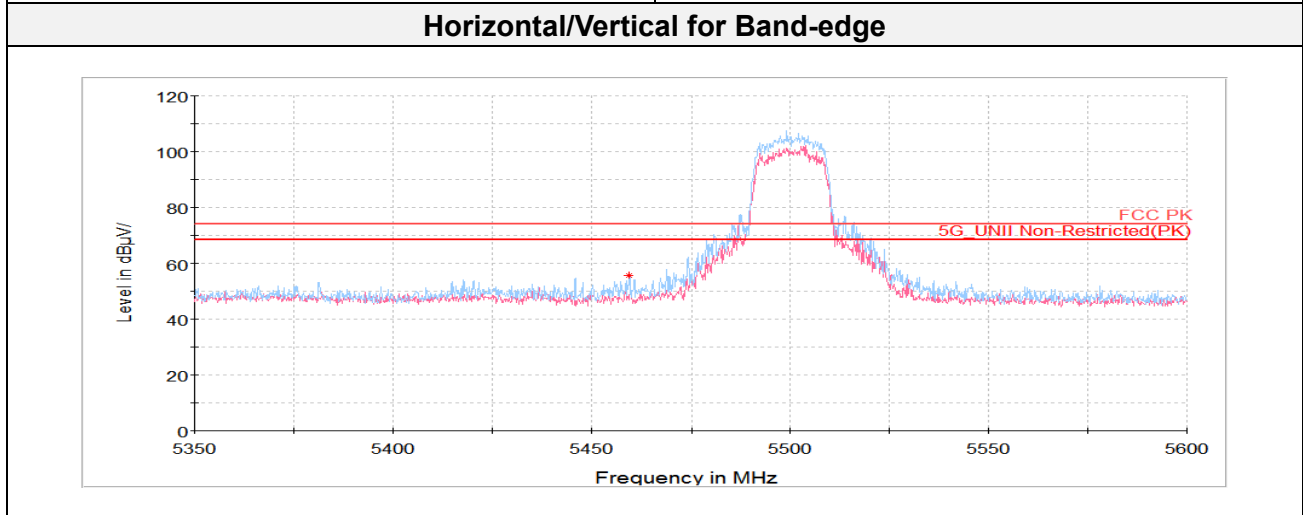
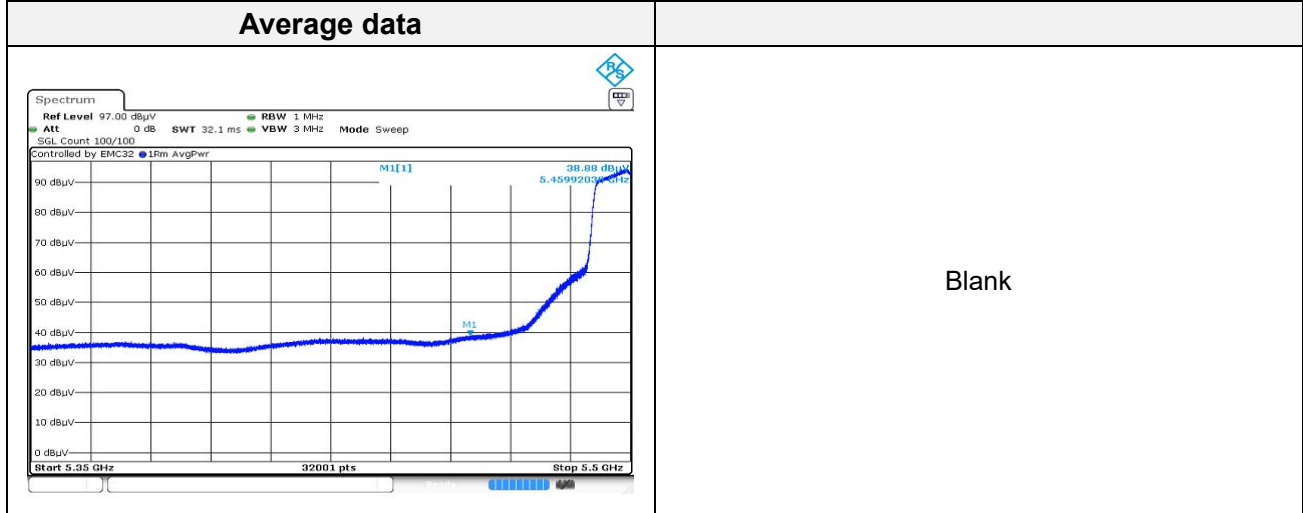
Frequency	Pol.	Reading	Ant. Factor	Amp.+Cable	DCF	Result	Limit	Margin
(MHz)	(V/H)	(dB(μ V))	(dB)	(dB)	(dB)	(dB(μ V/m))	(dB(μ V/m))	(dB)
Peak data								
11 159.88 ¹⁾	V	66.37	37.80	-51.18	-	52.99	74.00	21.01
16 362.69	V	55.60	41.73	-45.99	-	51.34	74.00	22.66
Average Data								
No spurious emissions were detected within 20 dB of the limit.								

Highest Channel (5 700 MHz)

Frequency	Pol.	Reading	Ant. Factor	Amp.+Cable	DCF	Result	Limit	Margin
(MHz)	(V/H)	(dB(μ V))	(dB)	(dB)	(dB)	(dB(μ V/m))	(dB(μ V/m))	(dB)
Peak data								
5 726.73	H	54.34	35.07	-25.94	-	63.47	68.20	4.73
11 399.74 ¹⁾	H	63.72	37.94	-50.11	-	51.55	74.00	22.45
16 548.13	V	55.44	41.55	-45.31	-	51.68	74.00	22.32
Average Data								
No spurious emissions were detected within 20 dB of the limit.								

802.11n HT20 UNII-2C ANT1

Lowest Channel (5 500 MHz)



802.11n HT20 UNII-2C ANT2**Lowest Channel (5 500 MHz)**

Frequency	Pol.	Reading	Ant. Factor	Amp.+Cable	DCF	Result	Limit	Margin
(MHz)	(V/H)	(dB(μ V))	(dB)	(dB)	(dB)	(dB(μ V/m))	(dB(μ V/m))	(dB)
Peak data								
5 459.96 ¹⁾	H	45.27	34.74	-27.35	-	52.66	74.00	21.34
10 995.06 ¹⁾	V	60.77	37.70	-51.90	-	46.57	74.00	27.43
16 503.56	V	57.75	41.50	-45.15	-	54.10	68.20	14.10
Average Data								
No spurious emissions were detected within 20 dB of the limit.								

Middle Channel (5 580 MHz)

Frequency	Pol.	Reading	Ant. Factor	Amp.+Cable	DCF	Result	Limit	Margin
(MHz)	(V/H)	(dB(μ V))	(dB)	(dB)	(dB)	(dB(μ V/m))	(dB(μ V/m))	(dB)
Peak data								
11 165.77 ¹⁾	V	63.31	37.80	-51.16	-	49.95	74.00	24.05
14 918.72	V	58.49	40.10	-46.31	-	52.28	68.20	15.92
Average Data								
No spurious emissions were detected within 20 dB of the limit.								

Highest Channel (5 700 MHz)

Frequency	Pol.	Reading	Ant. Factor	Amp.+Cable	DCF	Result	Limit	Margin
(MHz)	(V/H)	(dB(μ V))	(dB)	(dB)	(dB)	(dB(μ V/m))	(dB(μ V/m))	(dB)
Peak data								
5 730.52	H	46.09	35.08	-26.00	-	55.17	68.20	13.03
11 399.00 ¹⁾	V	61.99	37.94	-50.11	-	49.82	74.00	24.18
16 832.75	H	56.10	41.83	-46.36	-	51.57	68.20	16.63
Average Data								
No spurious emissions were detected within 20 dB of the limit.								

802.11n HT20 UNII-2C 2TX MIMO**Lowest Channel (5 500 MHz)**

Frequency	Pol.	Reading	Ant. Factor	Amp.+Cable	DCF	Result	Limit	Margin
(MHz)	(V/H)	(dB(μ V))	(dB)	(dB)	(dB)	(dB(μ V/m))	(dB(μ V/m))	(dB)
Peak data								
5 459.92 ¹⁾	H	45.98	34.74	-27.35	-	53.37	74.00	20.63
10 992.19 ¹⁾	V	60.42	37.70	-51.89	-	46.23	74.00	27.77
16 211.03	H	56.91	41.42	-46.94	-	51.39	68.20	16.81
Average Data								
No spurious emissions were detected within 20 dB of the limit.								

Middle Channel (5 580 MHz)

Frequency	Pol.	Reading	Ant. Factor	Amp.+Cable	DCF	Result	Limit	Margin
(MHz)	(V/H)	(dB(μ V))	(dB)	(dB)	(dB)	(dB(μ V/m))	(dB(μ V/m))	(dB)
Peak data								
11 158.94 ¹⁾	V	60.36	37.80	-51.19	-	46.97	74.00	27.03
15 099.13	H	58.43	39.96	-46.68	-	51.71	68.20	16.49
Average Data								
No spurious emissions were detected within 20 dB of the limit.								

Highest Channel (5 700 MHz)

Frequency	Pol.	Reading	Ant. Factor	Amp.+Cable	DCF	Result	Limit	Margin
(MHz)	(V/H)	(dB(μ V))	(dB)	(dB)	(dB)	(dB(μ V/m))	(dB(μ V/m))	(dB)
Peak data								
5 728.80	H	44.91	35.07	-25.97	-	54.01	68.20	14.19
11 397.56 ¹⁾	V	59.09	37.94	-50.12	-	46.91	74.00	27.09
16 742.91	V	55.19	41.74	-46.03	-	50.90	68.20	17.30
Average Data								
No spurious emissions were detected within 20 dB of the limit.								

802.11n HT40 UNII-2C ANT1**Lowest Channel (5 510 MHz)**

Frequency	Pol.	Reading	Ant. Factor	Amp.+Cable	DCF	Result	Limit	Margin
(MHz)	(V/H)	(dB(μ V))	(dB)	(dB)	(dB)	(dB(μ V/m))	(dB(μ V/m))	(dB)
Peak data								
5 460.00 ¹⁾	H	47.84	34.74	-27.35	-	55.23	74.00	18.77
11 028.48 ¹⁾	V	61.89	37.72	-51.77	-	47.84	74.00	26.16
16 830.23	H	56.51	41.83	-46.35	-	51.99	74.00	22.01
Average Data								
5 460.00 ¹⁾	H	38.79	34.74	-27.35	-	46.18	54.00	7.82

Middle Channel (5 590 MHz)

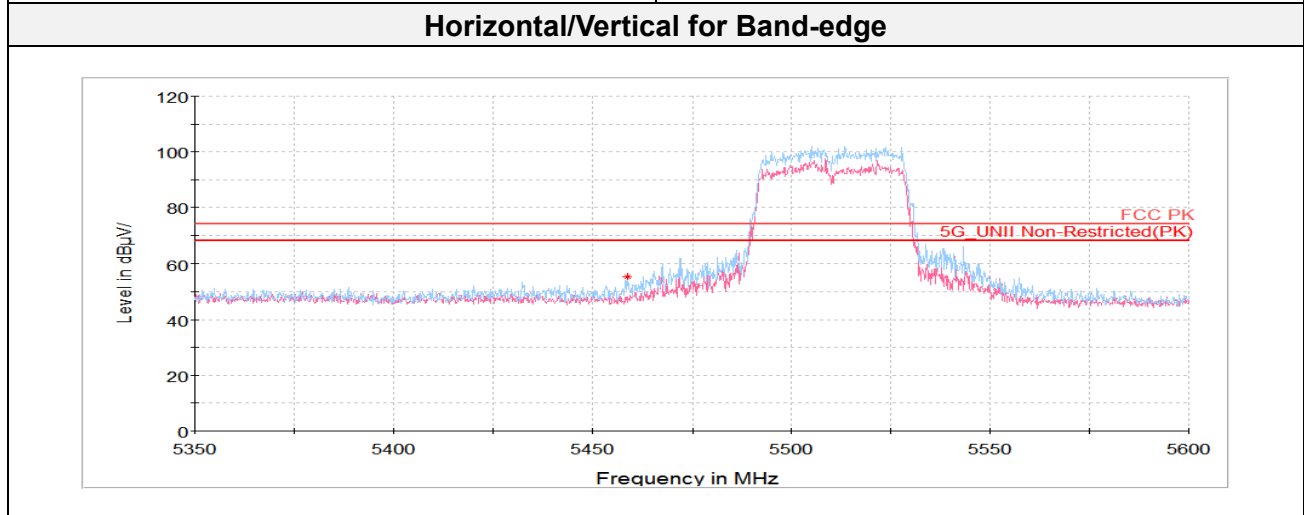
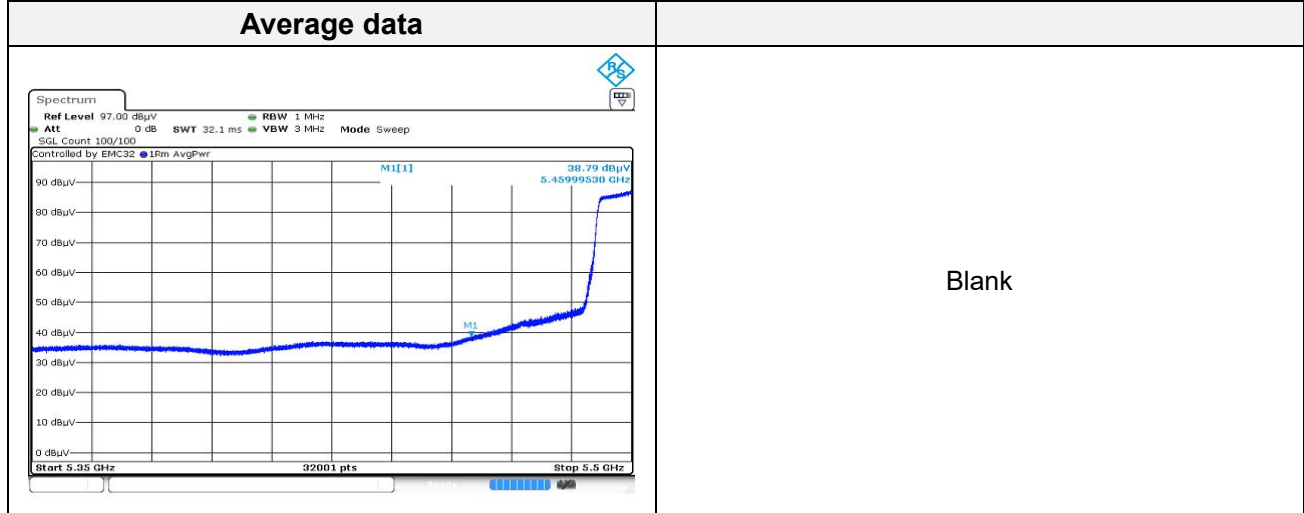
Frequency	Pol.	Reading	Ant. Factor	Amp.+Cable	DCF	Result	Limit	Margin
(MHz)	(V/H)	(dB(μ V))	(dB)	(dB)	(dB)	(dB(μ V/m))	(dB(μ V/m))	(dB)
Peak data								
11 163.25 ¹⁾	V	60.26	37.80	-51.17	-	46.89	74.00	27.11
16 776.33	V	56.46	41.78	-46.15	-	52.09	74.00	21.91
Average Data								
No spurious emissions were detected within 20 dB of the limit.								

Highest Channel (5 670 MHz)

Frequency	Pol.	Reading	Ant. Factor	Amp.+Cable	DCF	Result	Limit	Margin
(MHz)	(V/H)	(dB(μ V))	(dB)	(dB)	(dB)	(dB(μ V/m))	(dB(μ V/m))	(dB)
Peak data								
5 728.11	H	44.46	35.07	-25.96	-	53.57	68.20	14.63
11 340.42 ¹⁾	V	61.39	37.90	-50.37	-	48.92	74.00	25.08
16 213.55	H	56.69	41.43	-46.92	-	51.20	68.20	17.00
Average Data								
No spurious emissions were detected within 20 dB of the limit.								

802.11n HT40 UNII-2C ANT1

Lowest Channel (5 510 MHz)



802.11n HT40 UNII-2C ANT2**Lowest Channel (5 510 MHz)**

Frequency	Pol.	Reading	Ant. Factor	Amp.+Cable	DCF	Result	Limit	Margin
(MHz)	(V/H)	(dB(μ V))	(dB)	(dB)	(dB)	(dB(μ V/m))	(dB(μ V/m))	(dB)
Peak data								
5 459.80 ¹⁾	H	49.22	34.74	-27.35	-	56.61	74.00	17.39
11 020.22 ¹⁾	V	63.41	37.71	-51.81	-	49.31	74.00	24.69
16 529.08	V	58.25	41.53	-45.24	-	54.54	68.20	13.66
Average Data								
5 459.80 ¹⁾	H	41.87	34.74	-27.35	-	49.26	54.00	4.74

Middle Channel (5 590 MHz)

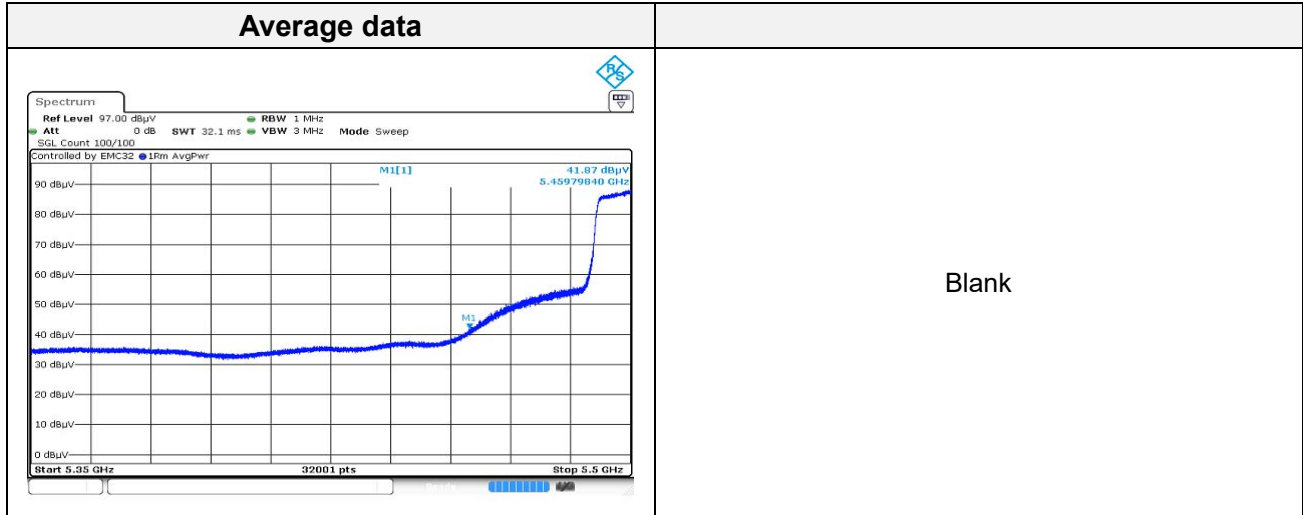
Frequency	Pol.	Reading	Ant. Factor	Amp.+Cable	DCF	Result	Limit	Margin
(MHz)	(V/H)	(dB(μ V))	(dB)	(dB)	(dB)	(dB(μ V/m))	(dB(μ V/m))	(dB)
Peak data								
11 177.98 ¹⁾	V	63.52	37.81	-51.10	-	50.23	74.00	23.77
16 771.66	V	57.92	41.77	-46.14	-	53.55	68.20	14.65
Average Data								
No spurious emissions were detected within 20 dB of the limit.								

Highest Channel (5 670 MHz)

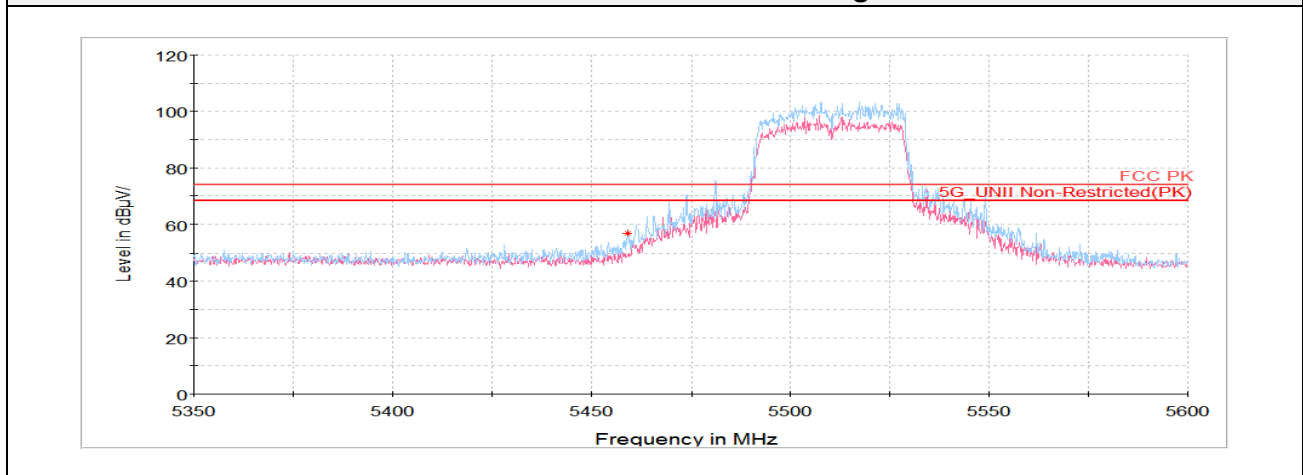
Frequency	Pol.	Reading	Ant. Factor	Amp.+Cable	DCF	Result	Limit	Margin
(MHz)	(V/H)	(dB(μ V))	(dB)	(dB)	(dB)	(dB(μ V/m))	(dB(μ V/m))	(dB)
Peak data								
5 725.02	H	49.23	35.07	-25.92	-	58.38	68.20	9.82
11 346.53 ¹⁾	V	64.37	37.91	-50.35	-	51.93	74.00	22.07
16 709.48	V	56.49	41.71	-45.91	-	52.29	68.20	15.91
Average Data								
No spurious emissions were detected within 20 dB of the limit.								

802.11n HT40 UNII-2C ANT2

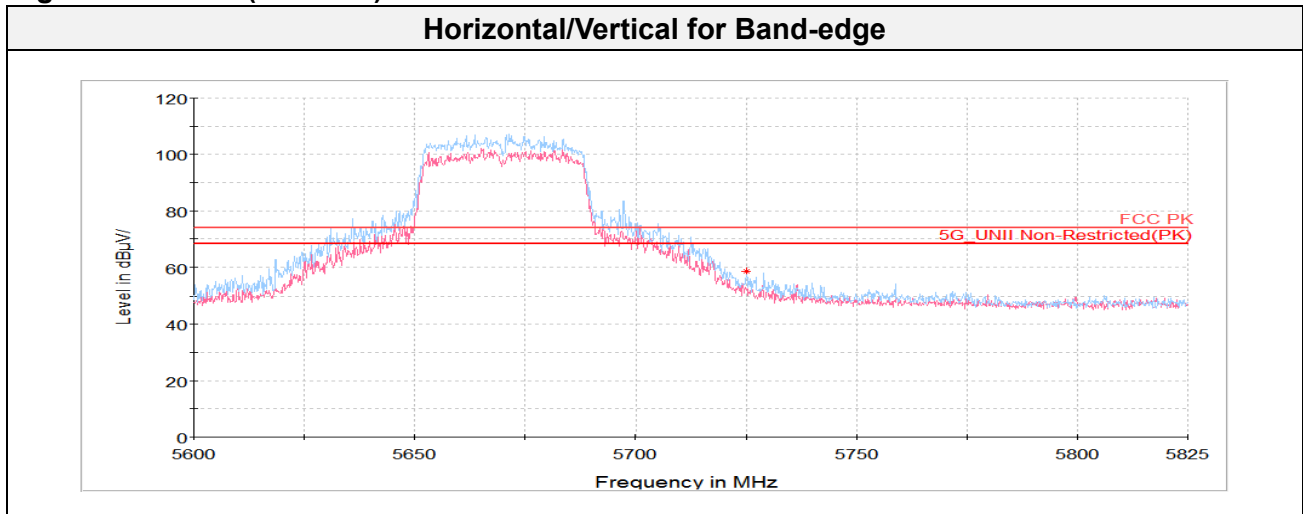
Lowest Channel (5 510 MHz)



Horizontal/Vertical for Band-edge



Highest Channel (5 670 MHz)



802.11n HT40 UNII-2C 2TX MIMO**Lowest Channel (5 510 MHz)**

Frequency	Pol.	Reading	Ant. Factor	Amp.+Cable	DCF	Result	Limit	Margin
(MHz)	(V/H)	(dB(μ V))	(dB)	(dB)	(dB)	(dB(μ V/m))	(dB(μ V/m))	(dB)
Peak data								
5 459.93 ¹⁾	H	45.71	34.74	-27.35	-	53.10	74.00	20.90
11 021.30 ¹⁾	V	58.59	37.71	-51.80	-	44.50	74.00	29.50
16 533.75	V	53.86	41.53	-45.26	-	50.13	68.20	18.07
Average Data								
No spurious emissions were detected within 20 dB of the limit.								

Middle Channel (5 590 MHz)

Frequency	Pol.	Reading	Ant. Factor	Amp.+Cable	DCF	Result	Limit	Margin
(MHz)	(V/H)	(dB(μ V))	(dB)	(dB)	(dB)	(dB(μ V/m))	(dB(μ V/m))	(dB)
Peak data								
11 187.69 ¹⁾	H	59.46	37.81	-51.06	-	46.21	74.00	27.79
16 775.25	H	55.17	41.78	-46.15	-	50.80	68.20	17.40
Average Data								
No spurious emissions were detected within 20 dB of the limit.								

Highest Channel (5 670 MHz)

Frequency	Pol.	Reading	Ant. Factor	Amp.+Cable	DCF	Result	Limit	Margin
(MHz)	(V/H)	(dB(μ V))	(dB)	(dB)	(dB)	(dB(μ V/m))	(dB(μ V/m))	(dB)
Peak data								
5 728.63	H	44.39	35.07	-25.97	-	53.49	68.20	14.71
11 339.92 ¹⁾	V	65.08	37.90	-50.38	-	52.60	74.00	21.40
17 008.84	H	55.53	41.30	-47.01	-	49.82	74.00	24.18
Average Data								
No spurious emissions were detected within 20 dB of the limit.								

802.11ac VHT20 UNII-2C ANT1**Lowest Channel (5 500 MHz)**

Frequency	Pol.	Reading	Ant. Factor	Amp.+Cable	DCF	Result	Limit	Margin
(MHz)	(V/H)	(dB(μ V))	(dB)	(dB)	(dB)	(dB(μ V/m))	(dB(μ V/m))	(dB)
Peak data								
5 459.97 ¹⁾	H	46.04	34.74	-27.35	-	53.43	74.00	20.57
11 004.05 ¹⁾	V	63.04	37.70	-51.88	-	48.86	74.00	25.14
16 498.17	V	55.42	42.00	-45.15	-	52.27	68.20	15.93
Average Data								
No spurious emissions were detected within 20 dB of the limit.								

Middle Channel (5 580 MHz)

Frequency	Pol.	Reading	Ant. Factor	Amp.+Cable	DCF	Result	Limit	Margin
(MHz)	(V/H)	(dB(μ V))	(dB)	(dB)	(dB)	(dB(μ V/m))	(dB(μ V/m))	(dB)
Peak data								
11 157.84 ¹⁾	V	65.92	37.79	-51.19	-	52.52	74.00	21.48
16 657.02	H	55.27	41.66	-45.71	-	51.22	68.20	16.98
Average Data								
No spurious emissions were detected within 20 dB of the limit.								

Highest Channel (5 700 MHz)

Frequency	Pol.	Reading	Ant. Factor	Amp.+Cable	DCF	Result	Limit	Margin
(MHz)	(V/H)	(dB(μ V))	(dB)	(dB)	(dB)	(dB(μ V/m))	(dB(μ V/m))	(dB)
Peak data								
5 725.19	H	52.13	35.07	-25.92	-	61.28	68.20	6.92
11 402.59 ¹⁾	V	63.15	37.94	-50.10	-	50.99	74.00	23.01
16 835.63	H	57.01	41.84	-46.37	-	52.48	68.20	15.72
Average Data								
No spurious emissions were detected within 20 dB of the limit.								

802.11ac VHT20 UNII-2C ANT2**Lowest Channel (5 500 MHz)**

Frequency	Pol.	Reading	Ant. Factor	Amp.+Cable	DCF	Result	Limit	Margin
(MHz)	(V/H)	(dB(μ V))	(dB)	(dB)	(dB)	(dB(μ V/m))	(dB(μ V/m))	(dB)
Peak data								
5 459.13 ¹⁾	H	43.56	34.73	-27.34	-	50.95	74.00	23.05
10 995.42 ¹⁾	V	61.61	37.70	-51.90	-	47.41	74.00	26.59
16 495.66	V	58.78	41.99	-45.16	-	55.61	68.20	12.59
Average Data								
No spurious emissions were detected within 20 dB of the limit.								

Middle Channel (5 580 MHz)

Frequency	Pol.	Reading	Ant. Factor	Amp.+Cable	DCF	Result	Limit	Margin
(MHz)	(V/H)	(dB(μ V))	(dB)	(dB)	(dB)	(dB(μ V/m))	(dB(μ V/m))	(dB)
Peak data								
11 160.38 ¹⁾	V	63.03	37.80	-51.18	-	49.65	74.00	24.35
16 738.23	V	57.42	41.74	-46.01	-	53.15	68.20	15.05
Average Data								
No spurious emissions were detected within 20 dB of the limit.								

Highest Channel (5 700 MHz)

Frequency	Pol.	Reading	Ant. Factor	Amp.+Cable	DCF	Result	Limit	Margin
(MHz)	(V/H)	(dB(μ V))	(dB)	(dB)	(dB)	(dB(μ V/m))	(dB(μ V/m))	(dB)
Peak data								
5 727.08	H	46.43	35.07	-25.95	-	55.55	68.20	12.65
11 395.41 ¹⁾	V	61.97	37.94	-50.13	-	49.78	74.00	24.22
16 831.31	H	56.55	41.83	-46.35	-	52.03	68.20	16.17
Average Data								
No spurious emissions were detected within 20 dB of the limit.								

802.11ac VHT20 UNII-2C 2TX MIMO**Lowest Channel (5 500 MHz)**

Frequency	Pol.	Reading	Ant. Factor	Amp.+Cable	DCF	Result	Limit	Margin
(MHz)	(V/H)	(dB(μ V))	(dB)	(dB)	(dB)	(dB(μ V/m))	(dB(μ V/m))	(dB)
Peak data								
5 459.82 ¹⁾	H	44.91	34.74	-27.35	-	52.30	74.00	21.70
10 997.22 ¹⁾	V	62.88	37.70	-51.90	-	48.68	74.00	25.32
16 492.78	V	54.31	41.99	-45.18	-	51.12	68.20	17.08
Average Data								
No spurious emissions were detected within 20 dB of the limit.								

Middle Channel (5 580 MHz)

Frequency	Pol.	Reading	Ant. Factor	Amp.+Cable	DCF	Result	Limit	Margin
(MHz)	(V/H)	(dB(μ V))	(dB)	(dB)	(dB)	(dB(μ V/m))	(dB(μ V/m))	(dB)
Peak data								
11 157.86 ¹⁾	V	63.12	37.79	-51.19	-	49.72	74.00	24.28
16 749.02	V	55.83	41.75	-46.05	-	51.53	68.20	16.67
Average Data								
No spurious emissions were detected within 20 dB of the limit.								

Highest Channel (5 700 MHz)

Frequency	Pol.	Reading	Ant. Factor	Amp.+Cable	DCF	Result	Limit	Margin
(MHz)	(V/H)	(dB(μ V))	(dB)	(dB)	(dB)	(dB(μ V/m))	(dB(μ V/m))	(dB)
Peak data								
5 728.11	H	45.46	35.07	-25.96	-	54.57	68.20	13.63
11 395.41 ¹⁾	H	62.37	37.94	-50.13	-	50.18	74.00	23.82
17 109.11	V	54.20	41.26	-47.38	-	48.08	68.20	20.12
Average Data								
No spurious emissions were detected within 20 dB of the limit.								

802.11ac VHT40 UNII-2C ANT1**Lowest Channel (5 510 MHz)**

Frequency	Pol.	Reading	Ant. Factor	Amp.+Cable	DCF	Result	Limit	Margin
(MHz)	(V/H)	(dB(μ V))	(dB)	(dB)	(dB)	(dB(μ V/m))	(dB(μ V/m))	(dB)
Peak data								
5 459.99 ¹⁾	H	47.50	34.74	-27.35	-	54.89	74.00	19.11
11 025.25 ¹⁾	V	62.74	37.72	-51.78	-	48.68	74.00	25.32
16 889.89	H	56.53	41.89	-46.57	-	51.85	68.20	16.35
Average Data								
5 459.99 ¹⁾	H	38.68	34.74	-27.35	-	46.07	54.00	7.93

Middle Channel (5 590 MHz)

Frequency	Pol.	Reading	Ant. Factor	Amp.+Cable	DCF	Result	Limit	Margin
(MHz)	(V/H)	(dB(μ V))	(dB)	(dB)	(dB)	(dB(μ V/m))	(dB(μ V/m))	(dB)
Peak data								
11 171.16 ¹⁾	V	60.30	37.80	-51.13	-	46.97	74.00	27.03
16 550.64	V	55.68	41.55	-45.32	-	51.91	68.20	16.29
Average Data								
No spurious emissions were detected within 20 dB of the limit.								

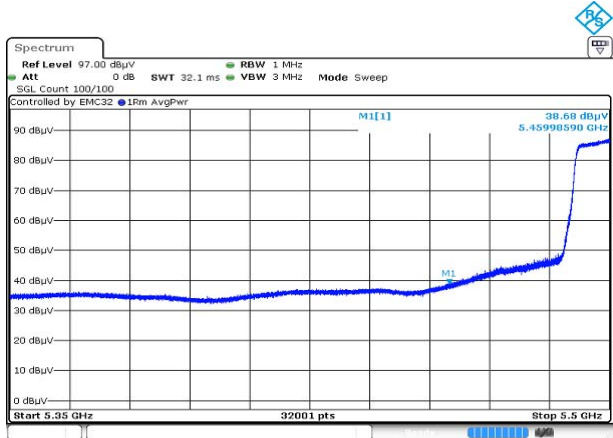
Highest Channel (5 670 MHz)

Frequency	Pol.	Reading	Ant. Factor	Amp.+Cable	DCF	Result	Limit	Margin
(MHz)	(V/H)	(dB(μ V))	(dB)	(dB)	(dB)	(dB(μ V/m))	(dB(μ V/m))	(dB)
Peak data								
5 726.05	H	43.98	35.07	-25.93	-	53.12	74.00	20.88
11 340.06 ¹⁾	V	61.42	37.90	-50.38	-	48.94	74.00	25.06
16 552.44	V	55.72	41.55	-45.33	-	51.94	68.20	16.26
Average Data								
No spurious emissions were detected within 20 dB of the limit.								

802.11ac VHT40 UNII-2C ANT1

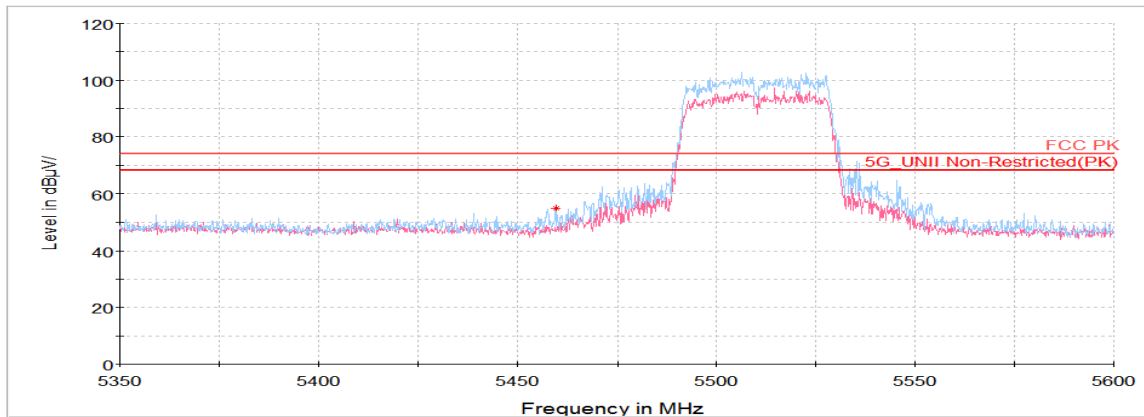
Lowest Channel (5 510 MHz)

Average data



Blank

Horizontal/Vertical for Band-edge



802.11ac VHT40 UNII-2C ANT2**Lowest Channel (5 510 MHz)**

Frequency	Pol.	Reading	Ant. Factor	Amp.+Cable	DCF	Result	Limit	Margin
(MHz)	(V/H)	(dB(μ V))	(dB)	(dB)	(dB)	(dB(μ V/m))	(dB(μ V/m))	(dB)
Peak data								
5 459.79 ¹⁾	H	47.31	34.74	-27.35	-	54.70	74.00	19.30
11 024.17 ¹⁾	V	63.91	37.71	-51.79	-	49.83	74.00	24.17
16 533.03	V	57.83	41.53	-45.26	-	54.10	68.20	14.10
Average Data								
5 459.79	H	41.11	34.74	-27.35	-	48.50	54.00	5.50

Middle Channel (5 590 MHz)

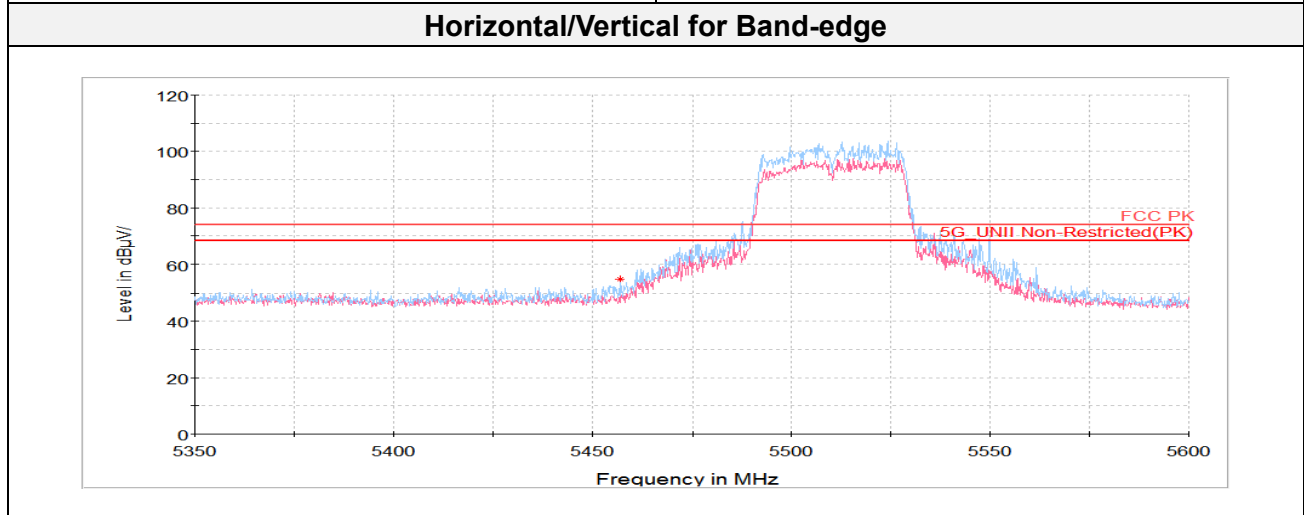
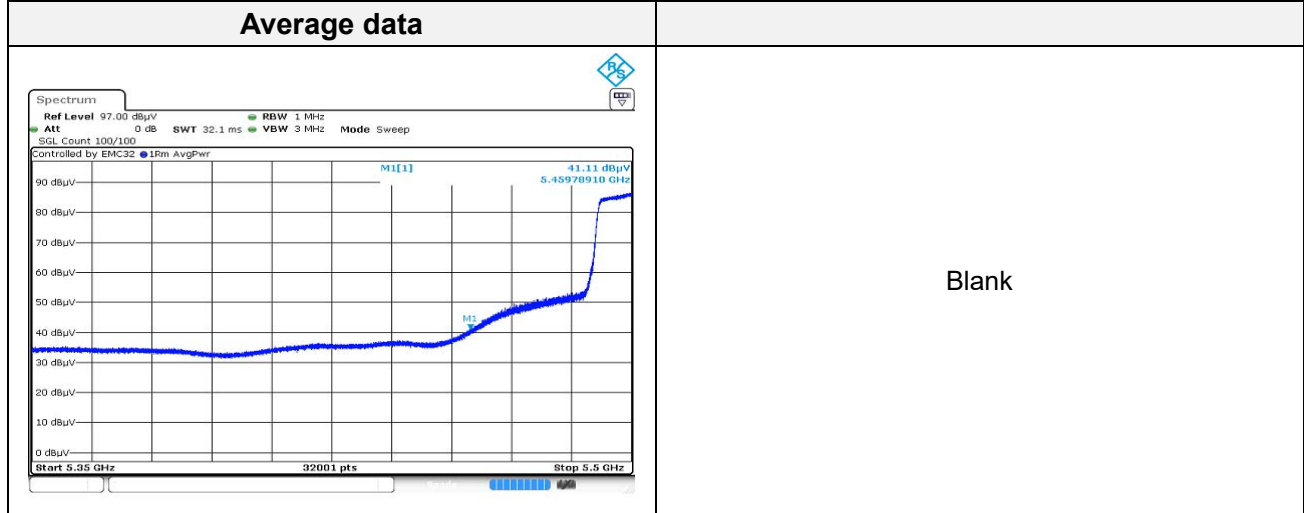
Frequency	Pol.	Reading	Ant. Factor	Amp.+Cable	DCF	Result	Limit	Margin
(MHz)	(V/H)	(dB(μ V))	(dB)	(dB)	(dB)	(dB(μ V/m))	(dB(μ V/m))	(dB)
Peak data								
11 171.16 ¹⁾	V	63.06	37.80	-51.13	-	49.73	74.00	24.27
16 772.73	V	57.81	41.77	-46.14	-	53.44	68.20	14.76
Average Data								
No spurious emissions were detected within 20 dB of the limit.								

Highest Channel (5 670 MHz)

Frequency	Pol.	Reading	Ant. Factor	Amp.+Cable	DCF	Result	Limit	Margin
(MHz)	(V/H)	(dB(μ V))	(dB)	(dB)	(dB)	(dB(μ V/m))	(dB(μ V/m))	(dB)
Peak data								
5 725.02	H	47.10	35.07	-25.92	-	56.25	68.20	11.95
11 340.78 ¹⁾	V	65.54	37.90	-50.37	-	53.07	74.00	20.93
16 766.27	V	56.46	41.77	-46.12	-	52.11	68.20	16.09
Average Data								
No spurious emissions were detected within 20 dB of the limit.								

802.11ac VHT40 UNII-2C ANT2

Lowest Channel (5 510 MHz)



802.11ac VHT40 UNII-2C 2TX MIMO**Lowest Channel (5 510 MHz)**

Frequency	Pol.	Reading	Ant. Factor	Amp.+Cable	DCF	Result	Limit	Margin
(MHz)	(V/H)	(dB(μ V))	(dB)	(dB)	(dB)	(dB(μ V/m))	(dB(μ V/m))	(dB)
Peak data								
5 459.95 ¹⁾	H	44.72	34.74	-27.35	-	52.11	74.00	21.89
11 021.66 ¹⁾	V	60.12	37.71	-51.80	-	46.03	74.00	27.97
16 531.95	V	53.89	41.53	-45.25	-	50.17	68.20	18.03
Average Data								
No spurious emissions were detected within 20 dB of the limit.								

Middle Channel (5 590 MHz)

Frequency	Pol.	Reading	Ant. Factor	Amp.+Cable	DCF	Result	Limit	Margin
(MHz)	(V/H)	(dB(μ V))	(dB)	(dB)	(dB)	(dB(μ V/m))	(dB(μ V/m))	(dB)
Peak data								
11 180.14 ¹⁾	V	57.11	37.81	-51.09	-	43.83	74.00	30.17
16 777.77	H	54.41	41.78	-46.16	-	50.03	68.20	18.17
Average Data								
No spurious emissions were detected within 20 dB of the limit.								

Highest Channel (5 670 MHz)

Frequency	Pol.	Reading	Ant. Factor	Amp.+Cable	DCF	Result	Limit	Margin
(MHz)	(V/H)	(dB(μ V))	(dB)	(dB)	(dB)	(dB(μ V/m))	(dB(μ V/m))	(dB)
Peak data								
5 728.63	H	44.35	35.07	-25.97	-	53.45	68.20	14.75
11 340.06 ¹⁾	V	63.84	37.90	-50.38	-	51.36	74.00	22.64
17 004.17	H	56.18	41.30	-46.99	-	50.49	68.20	17.71
Average Data								
No spurious emissions were detected within 20 dB of the limit.								

802.11ac VHT80 UNII-2C ANT1**Lowest Channel (5 530 MHz)**

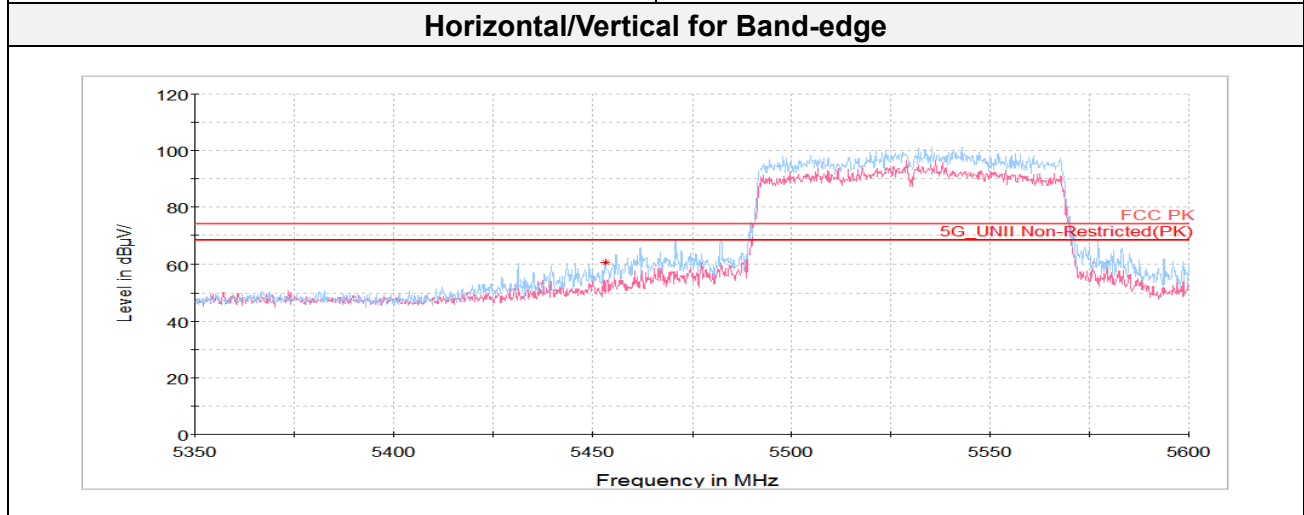
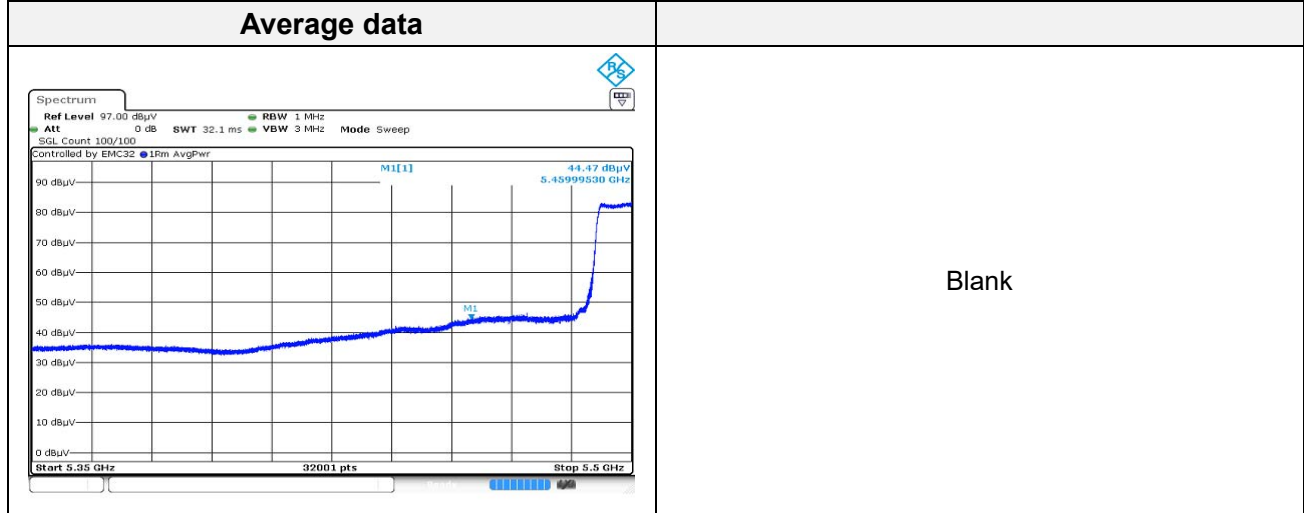
Frequency	Pol.	Reading	Ant. Factor	Amp.+Cable	DCF	Result	Limit	Margin
(MHz)	(V/H)	(dB(μ V))	(dB)	(dB)	(dB)	(dB(μ V/m))	(dB(μ V/m))	(dB)
Peak data								
5 460.00 ¹⁾	H	53.07	34.74	-27.35	-	60.46	74.00	13.54
11 085.63 ¹⁾	V	60.94	37.75	-51.51	-	47.18	74.00	26.82
16 736.44	V	56.31	41.74	-46.01	-	52.04	68.20	16.16
Average Data								
5 460.00 ¹⁾	H	44.47	34.74	-27.35	-	51.86	54.00	2.14

Highest Channel (5 610 MHz)

Frequency	Pol.	Reading	Ant. Factor	Amp.+Cable	DCF	Result	Limit	Margin
(MHz)	(V/H)	(dB(μ V))	(dB)	(dB)	(dB)	(dB(μ V/m))	(dB(μ V/m))	(dB)
Peak data								
5 750.97	H	42.94	35.10	-26.29	-	51.75	68.20	16.45
11 218.23 ¹⁾	V	60.62	37.83	-50.92	-	47.53	74.00	26.47
16 833.47	H	57.12	41.83	-46.36	-	52.59	68.20	15.61
Average Data								
No spurious emissions were detected within 20 dB of the limit.								

802.11ac VHT80 UNII-2C ANT1

Lowest Channel (5 530 MHz)



802.11ac VHT80 UNII-2C ANT2**Lowest Channel (5 530 MHz)**

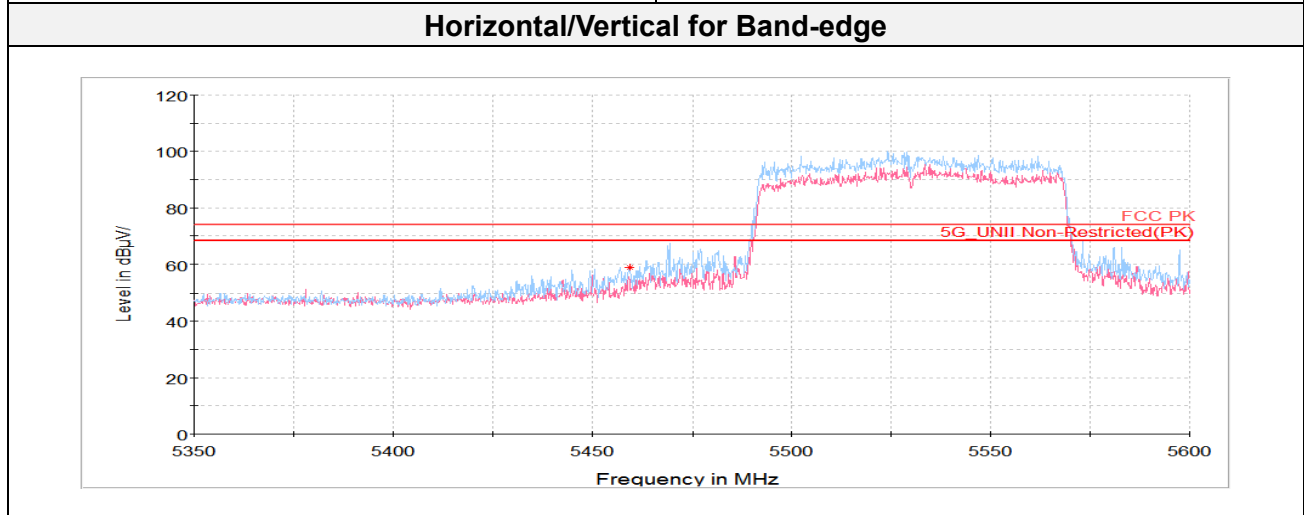
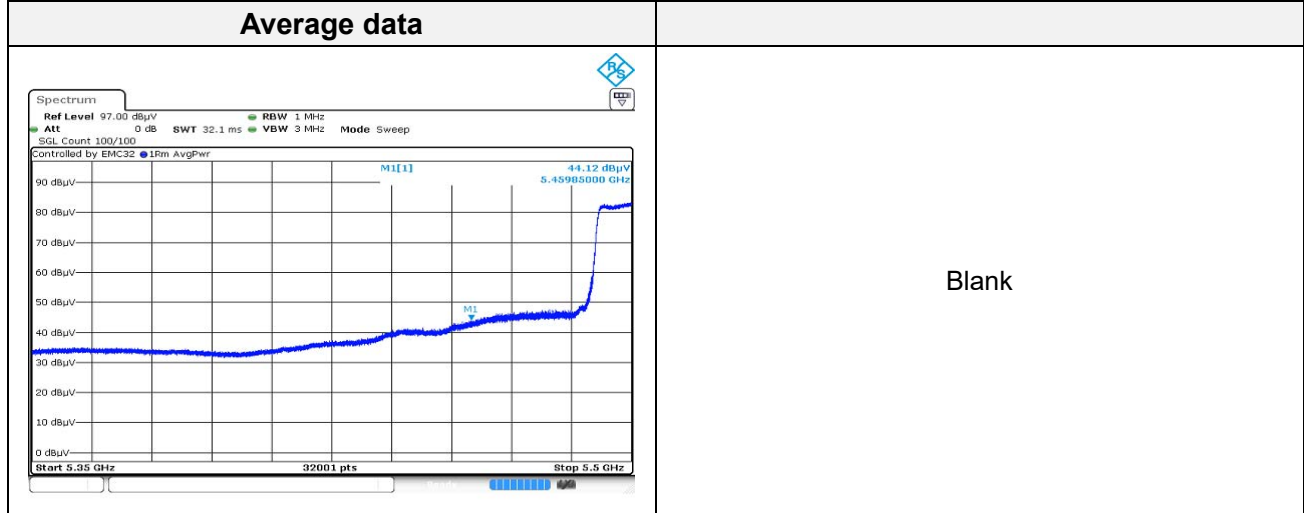
Frequency	Pol.	Reading	Ant. Factor	Amp.+Cable	DCF	Result	Limit	Margin
(MHz)	(V/H)	(dB(μ V))	(dB)	(dB)	(dB)	(dB(μ V/m))	(dB(μ V/m))	(dB)
Peak data								
5 459.85 ¹⁾	H	51.47	34.74	-27.35	-	58.86	74.00	15.14
11 081.31 ¹⁾	V	29.00	37.75	-20.13	-	46.62	74.00	27.38
16 782.80	V	27.87	41.78	-17.08	-	52.57	68.20	15.63
Average Data								
5 459.85 ¹⁾	H	44.12	34.74	-27.35	-	51.51	54.00	2.49

Highest Channel (5 610 MHz)

Frequency	Pol.	Reading	Ant. Factor	Amp.+Cable	DCF	Result	Limit	Margin
(MHz)	(V/H)	(dB(μ V))	(dB)	(dB)	(dB)	(dB(μ V/m))	(dB(μ V/m))	(dB)
Peak data								
5 725.88	H	42.59	35.07	-25.93	-	51.73	68.20	16.47
11 212.48 ¹⁾	V	61.00	37.83	-50.95	-	47.88	74.00	26.12
16 572.92	V	55.61	41.57	-45.40	-	51.78	68.20	16.42
Average Data								
No spurious emissions were detected within 20 dB of the limit.								

802.11ac VHT80 UNII-2C ANT2

Lowest Channel (5 530 MHz)



802.11ac VHT80 UNII-2C 2TX MIMO**Lowest Channel (5 530 MHz)**

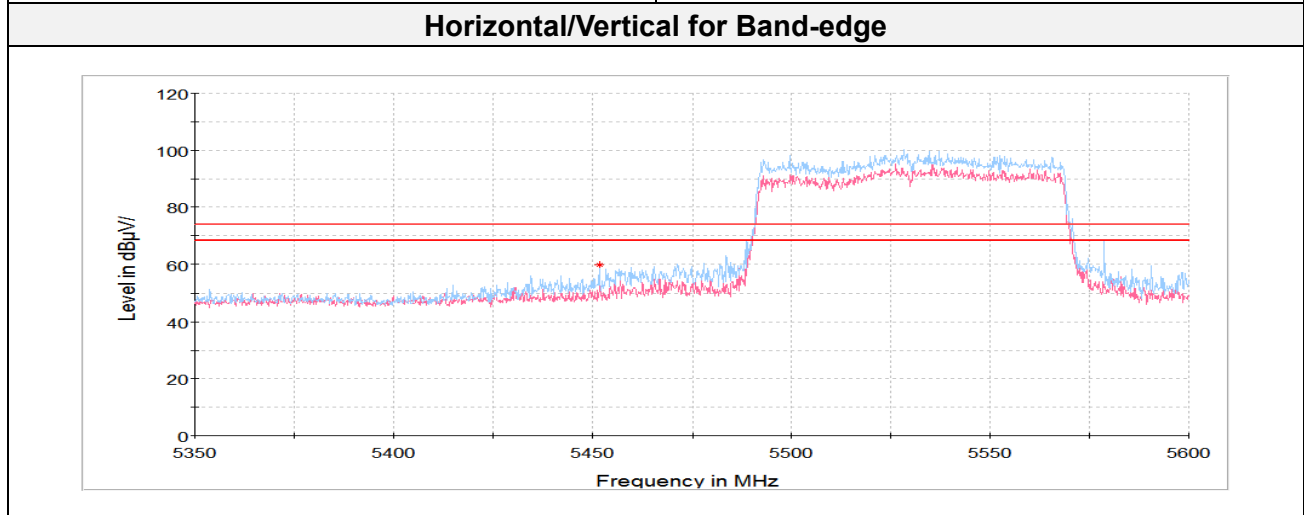
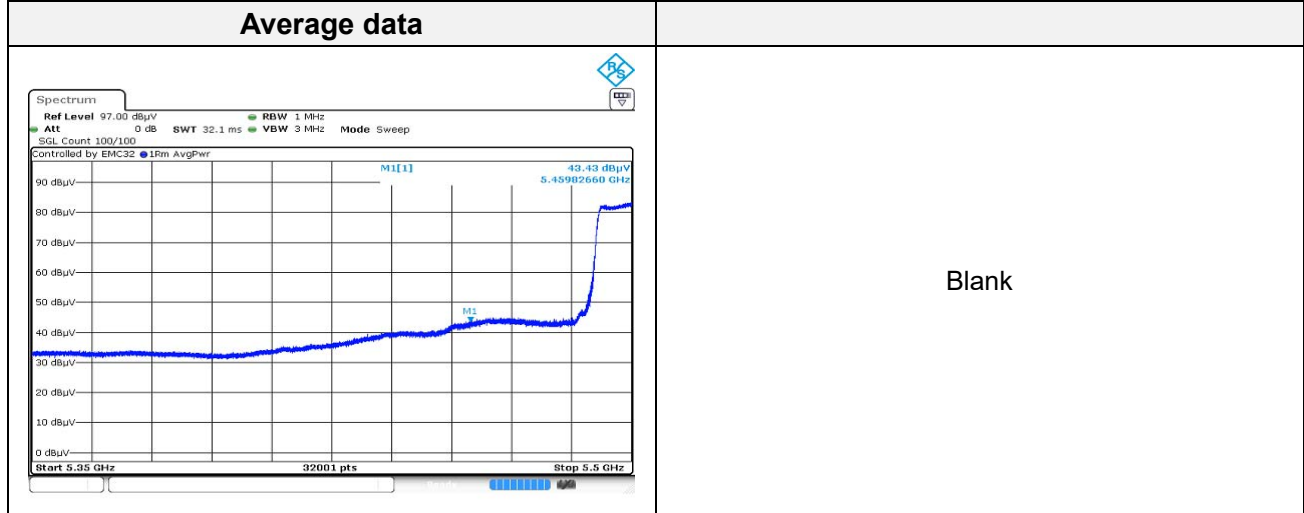
Frequency	Pol.	Reading	Ant. Factor	Amp.+Cable	DCF	Result	Limit	Margin
(MHz)	(V/H)	(dB(μ V))	(dB)	(dB)	(dB)	(dB(μ V/m))	(dB(μ V/m))	(dB)
Peak data								
5 459.83 ¹⁾	H	52.29	34.74	-27.35	-	59.68	74.00	14.32
11 074.13 ¹⁾	H	59.52	37.74	-51.57	-	45.69	74.00	28.31
16 550.64	H	55.96	41.55	-45.32	-	52.19	68.20	16.01
Average Data								
5 459.83 ¹⁾	H	43.43	34.74	-27.35	-	50.82	54.00	3.18

Highest Channel (5 610 MHz)

Frequency	Pol.	Reading	Ant. Factor	Amp.+Cable	DCF	Result	Limit	Margin
(MHz)	(V/H)	(dB(μ V))	(dB)	(dB)	(dB)	(dB(μ V/m))	(dB(μ V/m))	(dB)
Peak data								
5 728.28	H	41.97	35.07	-25.96	-	51.08	68.20	17.12
11 217.52 ¹⁾	H	60.23	37.83	-50.92	-	47.14	74.00	26.86
16 847.48	H	56.06	41.85	-46.41	-	51.50	68.20	16.70
Average Data								
No spurious emissions were detected within 20 dB of the limit.								

802.11ac VHT80 UNII-2C 2TX MIMO

Lowest Channel (5 530 MHz)

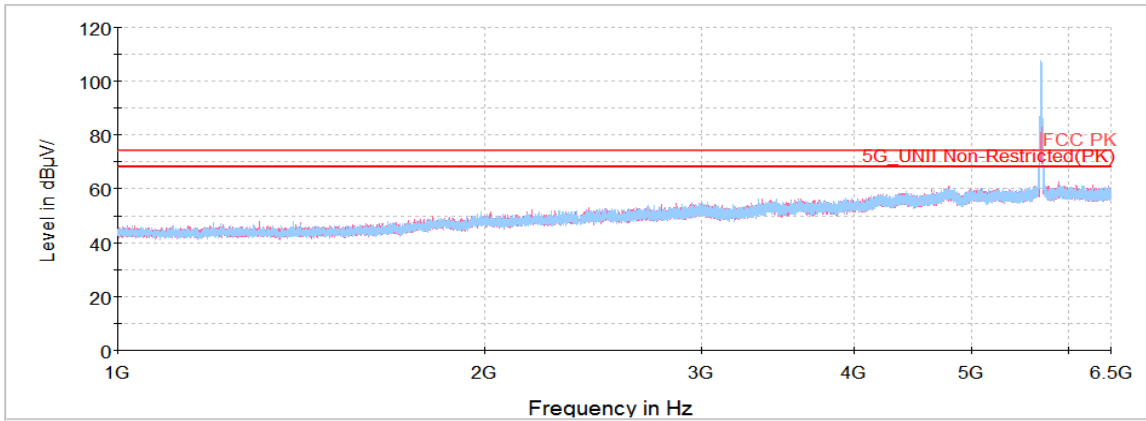


Plot of Harmonics and Spurious Emissions

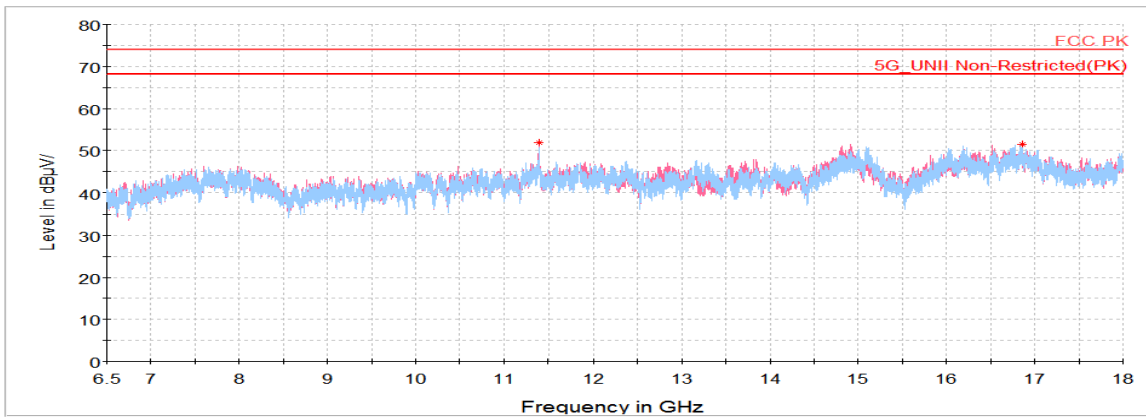
In order to simplify the report, attached plots were only the lowest margin condition

802.11a_UNII-2C_2TX MIMO_ Middle Channel (5 580 MHz)

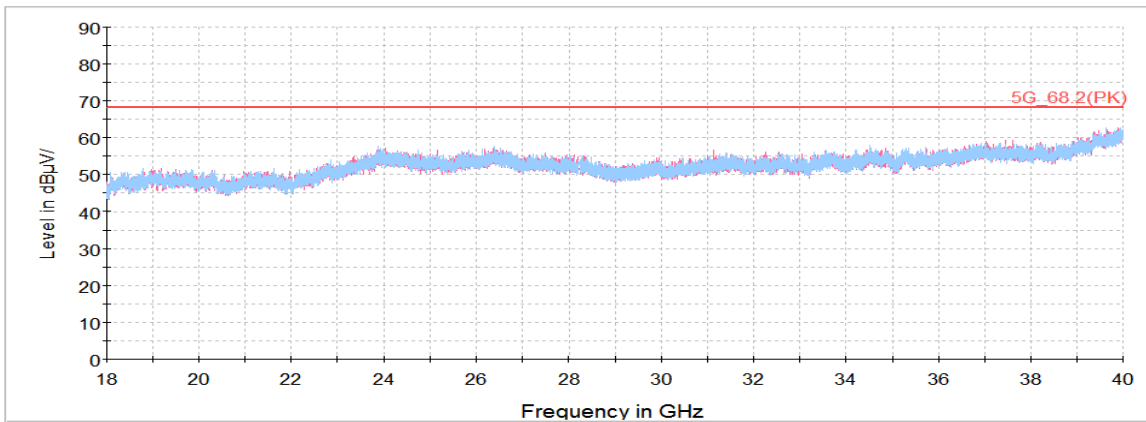
Horizontal/Vertical for 1 GHz ~ 6.5 GHz



Horizontal/Vertical for 6.5 GHz ~ 18 GHz



Horizontal/Vertical for 18 GHz ~ 40 GHz



802.11a UNII-3 ANT1**Lowest Channel (5 745 MHz)**

Frequency	Pol.	Reading	Ant. Factor	Amp.+Cable	DCF	Result	Limit	Margin
(MHz)	(V/H)	(dB(μ V))	(dB)	(dB)	(dB)	(dB(μ V/m))	(dB(μ V/m))	(dB)
Peak data								
5 721.75	H	51.46	35.07	-25.87	-	60.66	114.79	54.13
11 493.16 ¹⁾	H	58.00	38.00	-49.69	-	46.31	74.00	27.69
14 907.94	V	58.94	40.09	-46.36	-	52.67	68.20	15.53
Average Data								
No spurious emissions were detected within 20 dB of the limit.								

Middle Channel (5 785 MHz)

Frequency	Pol.	Reading	Ant. Factor	Amp.+Cable	DCF	Result	Limit	Margin
(MHz)	(V/H)	(dB(μ V))	(dB)	(dB)	(dB)	(dB(μ V/m))	(dB(μ V/m))	(dB)
Peak data								
11 585.52 ¹⁾	V	59.50	38.10	-49.81	-	47.79	74.00	26.21
16 986.20	V	57.48	41.99	-46.92	-	52.55	68.20	15.65
Average Data								
No spurious emissions were detected within 20 dB of the limit.								

Highest Channel (5 825 MHz)

Frequency	Pol.	Reading	Ant. Factor	Amp.+Cable	DCF	Result	Limit	Margin
(MHz)	(V/H)	(dB(μ V))	(dB)	(dB)	(dB)	(dB(μ V/m))	(dB(μ V/m))	(dB)
Peak data								
5 850.31	H	47.08	35.22	-26.68	-	55.62	121.49	65.87
11 652.00 ¹⁾	V	58.37	38.18	-49.93	-	46.62	74.00	27.38
16 861.50	V	56.47	41.86	-46.47	-	51.86	68.20	16.34
Average Data								
No spurious emissions were detected within 20 dB of the limit.								

802.11a UNII-3 ANT2**Lowest Channel (5 745 MHz)**

Frequency	Pol.	Reading	Ant. Factor	Amp.+Cable	DCF	Result	Limit	Margin
(MHz)	(V/H)	(dB(μ V))	(dB)	(dB)	(dB)	(dB(μ V/m))	(dB(μ V/m))	(dB)
Peak data								
5 722.78	H	42.21	35.07	-25.89	-	51.39	117.14	65.75
11 492.44 ¹⁾	V	57.65	38.00	-49.69	-	45.96	74.00	28.04
14 911.17	V	57.65	40.09	-46.35	-	51.39	68.20	16.81
Average Data								
No spurious emissions were detected within 20 dB of the limit.								

Middle Channel (5 785 MHz)

Frequency	Pol.	Reading	Ant. Factor	Amp.+Cable	DCF	Result	Limit	Margin
(MHz)	(V/H)	(dB(μ V))	(dB)	(dB)	(dB)	(dB(μ V/m))	(dB(μ V/m))	(dB)
Peak data								
11 574.02 ¹⁾	V	58.65	38.09	-49.79	-	46.95	74.00	27.05
14 905.42	V	57.25	40.09	-46.37	-	50.97	68.20	17.23
Average Data								
No spurious emissions were detected within 20 dB of the limit.								

Highest Channel (5 825 MHz)

Frequency	Pol.	Reading	Ant. Factor	Amp.+Cable	DCF	Result	Limit	Margin
(MHz)	(V/H)	(dB(μ V))	(dB)	(dB)	(dB)	(dB(μ V/m))	(dB(μ V/m))	(dB)
Peak data								
5 850.83	H	46.57	35.22	-26.68	-	55.11	120.31	65.20
11 708.78 ¹⁾	V	59.20	38.25	-50.03	-	47.42	74.00	26.58
14 920.88	V	57.41	40.11	-46.30	-	51.22	68.20	16.98
Average Data								
No spurious emissions were detected within 20 dB of the limit.								

802.11a UNII-3 2TX MIIMO**Lowest Channel (5 745 MHz)**

Frequency	Pol.	Reading	Ant. Factor	Amp.+Cable	DCF	Result	Limit	Margin
(MHz)	(V/H)	(dB(μ V))	(dB)	(dB)	(dB)	(dB(μ V/m))	(dB(μ V/m))	(dB)
Peak data								
5 717.80	H	45.03	35.06	-25.81	-	54.28	110.18	55.90
11 489.92 ¹⁾	V	57.38	37.99	-49.70	-	45.67	74.00	28.33
14 909.73	V	58.04	40.09	-46.35	-	51.78	68.20	16.42
Average Data								
No spurious emissions were detected within 20 dB of the limit.								

Middle Channel (5 785 MHz)

Frequency	Pol.	Reading	Ant. Factor	Amp.+Cable	DCF	Result	Limit	Margin
(MHz)	(V/H)	(dB(μ V))	(dB)	(dB)	(dB)	(dB(μ V/m))	(dB(μ V/m))	(dB)
Peak data								
11 582.64 ¹⁾	H	58.76	38.10	-49.81	-	47.05	74.00	26.95
14 986.28	V	57.42	40.18	-46.02	-	51.58	68.20	16.62
Average Data								
No spurious emissions were detected within 20 dB of the limit.								

Highest Channel (5 825 MHz)

Frequency	Pol.	Reading	Ant. Factor	Amp.+Cable	DCF	Result	Limit	Margin
(MHz)	(V/H)	(dB(μ V))	(dB)	(dB)	(dB)	(dB(μ V/m))	(dB(μ V/m))	(dB)
Peak data								
5 877.47	H	42.14	35.25	-26.51	-	50.88	103.37	52.49
11 646.25 ¹⁾	H	58.69	38.18	-49.92	-	46.95	74.00	27.05
14 912.25	V	58.55	40.09	-46.34	-	52.30	68.20	15.90
Average Data								
No spurious emissions were detected within 20 dB of the limit.								

802.11n HT20 UNII-3 ANT1**Lowest Channel (5 745 MHz)**

Frequency	Pol.	Reading	Ant. Factor	Amp.+Cable	DCF	Result	Limit	Margin
(MHz)	(V/H)	(dB(μ V))	(dB)	(dB)	(dB)	(dB(μ V/m))	(dB(μ V/m))	(dB)
Peak data								
5 723.13	H	53.05	35.07	-25.89	-	62.23	117.93	55.69
11 489.92 ¹⁾	H	59.25	37.99	-49.70	-	47.54	74.00	26.46
12 598.95 ¹⁾	V	61.38	38.84	-50.38	-	49.84	74.00	24.16
16 999.86	V	56.50	42.00	-46.97	-	51.53	68.20	16.67
Average Data								
No spurious emissions were detected within 20 dB of the limit.								

Middle Channel (5 785 MHz)

Frequency	Pol.	Reading	Ant. Factor	Amp.+Cable	DCF	Result	Limit	Margin
(MHz)	(V/H)	(dB(μ V))	(dB)	(dB)	(dB)	(dB(μ V/m))	(dB(μ V/m))	(dB)
Peak data								
11 574.73 ¹⁾	H	58.13	38.09	-49.79	-	46.43	74.00	27.57
12 596.80 ¹⁾	V	61.78	38.84	-50.38	-	50.24	74.00	23.76
17 000.94	V	57.45	41.30	-46.98	-	51.77	68.20	16.43
Average Data								
No spurious emissions were detected within 20 dB of the limit.								

Highest Channel (5 825 MHz)

Frequency	Pol.	Reading	Amp. + Cable	Antenna Factor	DCF	Result	Limit	Margin
(MHz)	(V/H)	(dB(μ V))	(dB)	(dB)	(dB)	(dB(μ V/m))	(dB(μ V/m))	(dB)
Peak data								
5 850.31	H	43.98	35.22	-26.68	-	52.52	121.49	68.96
11 649.84 ¹⁾	V	57.31	38.18	-49.92	-	45.57	74.00	28.43
16 183.72 ¹⁾	H	56.64	41.37	-47.11	-	50.90	74.00	23.10
Average Data								
No spurious emissions were detected within 20 dB of the limit.								

802.11n HT20 UNII-3 ANT2**Lowest Channel (5 745 MHz)**

Frequency	Pol.	Reading	Ant. Factor	Amp.+Cable	DCF	Result	Limit	Margin
(MHz)	(V/H)	(dB(μ V))	(dB)	(dB)	(dB)	(dB(μ V/m))	(dB(μ V/m))	(dB)
Peak data								
5 723.64	H	43.13	35.07	-25.90	-	52.30	119.10	66.81
11 491.72 ¹⁾	V	57.53	38.00	-49.70	-	45.83	74.00	28.17
16 836.34	H	56.03	41.84	-46.37	-	51.50	68.20	16.70
Average Data								
No spurious emissions were detected within 20 dB of the limit.								

Middle Channel (5 785 MHz)

Frequency	Pol.	Reading	Ant. Factor	Amp.+Cable	DCF	Result	Limit	Margin
(MHz)	(V/H)	(dB(μ V))	(dB)	(dB)	(dB)	(dB(μ V/m))	(dB(μ V/m))	(dB)
Peak data								
11 592.34 ¹⁾	V	58.87	38.11	-49.82	-	47.16	74.00	26.84
14 907.58	V	57.66	40.09	-46.36	-	51.39	68.20	16.81
Average Data								
No spurious emissions were detected within 20 dB of the limit.								

Highest Channel (5 825 MHz)

Frequency	Pol.	Reading	Amp. + Cable	Antenna Factor	DCF	Result	Limit	Margin
(MHz)	(V/H)	(dB(μ V))	(dB)	(dB)	(dB)	(dB(μ V/m))	(dB(μ V/m))	(dB)
Peak data								
5 852.89	H	45.87	35.22	-26.66	-	54.43	115.61	61.18
11 651.28 ¹⁾	H	57.22	38.18	-49.93	-	45.47	74.00	28.53
16 834.55	H	55.90	41.83	-46.37	-	51.36	68.20	16.84
Average Data								
No spurious emissions were detected within 20 dB of the limit.								

802.11n HT20 UNII-3 2TX MIMO**Lowest Channel (5 745 MHz)**

Frequency	Pol.	Reading	Ant. Factor	Amp.+Cable	DCF	Result	Limit	Margin
(MHz)	(V/H)	(dB(μ V))	(dB)	(dB)	(dB)	(dB(μ V/m))	(dB(μ V/m))	(dB)
Peak data								
5 707.14	H	45.91	35.05	-25.66	-	55.30	107.20	51.90
11 509.69 ¹⁾	H	57.71	38.01	-49.68	-	46.04	74.00	27.96
15 081.88	H	59.15	39.95	-46.55	-	52.55	68.20	15.65
Average Data								
No spurious emissions were detected within 20 dB of the limit.								

Middle Channel (5 785 MHz)

Frequency	Pol.	Reading	Ant. Factor	Amp.+Cable	DCF	Result	Limit	Margin
(MHz)	(V/H)	(dB(μ V))	(dB)	(dB)	(dB)	(dB(μ V/m))	(dB(μ V/m))	(dB)
Peak data								
11 578.33 ¹⁾	V	58.50	38.09	-49.80	-	46.79	74.00	27.21
14 909.73	H	57.98	40.09	-46.35	-	51.72	68.20	16.48
Average Data								
No spurious emissions were detected within 20 dB of the limit.								

Highest Channel (5 825 MHz)

Frequency	Pol.	Reading	Amp. + Cable	Antenna Factor	DCF	Result	Limit	Margin
(MHz)	(V/H)	(dB(μ V))	(dB)	(dB)	(dB)	(dB(μ V/m))	(dB(μ V/m))	(dB)
Peak data								
5 859.08	H	42.09	35.23	-26.63	-	50.69	109.66	58.97
11 713.81 ¹⁾	V	59.95	38.26	-50.04	-	48.17	74.00	25.83
16 742.19	H	55.50	41.74	-46.03	-	51.21	68.20	16.99
Average Data								
No spurious emissions were detected within 20 dB of the limit.								

802.11n HT40 UNII-3 ANT1**Lowest Channel (5 755 MHz)**

Frequency (MHz)	Pol. (V/H)	Reading (dB(μ V))	Ant. Factor (dB)	Amp.+Cable (dB)	DCF (dB)	Result (dB(μ V/m))	Limit (dB(μ V/m))	Margin (dB)
Peak data								
5 722.44	H	55.67	35.07	-25.88	-	64.86	116.36	51.49
11 331.44 ¹⁾	V	61.37	37.90	-50.41	-	48.86	74.00	25.14
11 498.55 ¹⁾	H	57.42	38.00	-49.67	-	45.75	74.00	28.25
16 848.56	V	56.37	41.85	-46.42	-	51.80	68.20	16.40
Average Data								
No spurious emissions were detected within 20 dB of the limit.								

Highest Channel (5 795 MHz)

Frequency (MHz)	Pol. (V/H)	Reading (dB(μ V))	Ant. Factor (dB)	Amp.+Cable (dB)	DCF (dB)	Result (dB(μ V/m))	Limit (dB(μ V/m))	Margin (dB)
Peak data								
5 857.70	H	41.37	35.23	-26.63	-	49.97	110.04	60.07
11 598.09 ¹⁾	H	57.87	38.12	-49.83	-	46.16	74.00	27.84
15 101.28	V	58.74	39.96	-46.69	-	52.01	68.20	16.19
Average Data								
No spurious emissions were detected within 20 dB of the limit.								

802.11n HT40 UNII-3 ANT2**Lowest Channel (5 755 MHz)**

Frequency	Pol.	Reading	Ant. Factor	Amp.+Cable	DCF	Result	Limit	Margin
(MHz)	(V/H)	(dB(μ V))	(dB)	(dB)	(dB)	(dB(μ V/m))	(dB(μ V/m))	(dB)
Peak data								
5 714.02	H	46.19	35.06	-25.76	-	55.49	109.12	53.63
11 510.05 ¹⁾	V	57.36	38.01	-49.68	-	45.69	74.00	28.31
16 540.94	V	55.94	41.54	-45.29	-	52.19	68.20	16.01
Average Data								
No spurious emissions were detected within 20 dB of the limit.								

Highest Channel (5 795 MHz)

Frequency	Pol.	Reading	Ant. Factor	Amp.+Cable	DCF	Result	Limit	Margin
(MHz)	(V/H)	(dB(μ V))	(dB)	(dB)	(dB)	(dB(μ V/m))	(dB(μ V/m))	(dB)
Peak data								
5 913.73	V	44.32	35.30	-26.29	-	53.33	76.54	23.21
11 580.84 ¹⁾	H	59.03	38.10	-49.80	-	47.33	74.00	26.67
14 932.02	H	57.37	40.12	-46.26	-	51.23	68.20	16.97
Average Data								
No spurious emissions were detected within 20 dB of the limit.								

802.11n HT40 UNII-3 2TX MIMO**Lowest Channel (5 755 MHz)**

Frequency	Pol.	Reading	Ant. Factor	Amp.+Cable	DCF	Result	Limit	Margin
(MHz)	(V/H)	(dB(μ V))	(dB)	(dB)	(dB)	(dB(μ V/m))	(dB(μ V/m))	(dB)
Peak data								
5 724.67	H	46.81	35.07	-25.91	-	55.97	121.45	65.48
11 507.17 ¹⁾	H	57.59	38.01	-49.67	-	45.93	74.00	28.07
14 921.59	V	58.49	40.11	-46.30	-	52.30	68.20	15.90
Average Data								
No spurious emissions were detected within 20 dB of the limit.								

Highest Channel (5 795 MHz)

Frequency	Pol.	Reading	Ant. Factor	Amp.+Cable	DCF	Result	Limit	Margin
(MHz)	(V/H)	(dB(μ V))	(dB)	(dB)	(dB)	(dB(μ V/m))	(dB(μ V/m))	(dB)
Peak data								
5 851.17	H	42.02	35.22	-26.67	-	50.57	119.53	68.96
11 591.27 ¹⁾	V	58.88	38.11	-49.82	-	47.17	74.00	26.83
16 742.19	V	55.76	41.74	-46.03	-	51.47	68.20	16.73
Average Data								
No spurious emissions were detected within 20 dB of the limit.								

802.11ac VHT20 UNII-3 ANT1**Lowest Channel (5 745 MHz)**

Frequency	Pol.	Reading	Ant. Factor	Amp.+Cable	DCF	Result	Limit	Margin
(MHz)	(V/H)	(dB(μ V))	(dB)	(dB)	(dB)	(dB(μ V/m))	(dB(μ V/m))	(dB)
Peak data								
5 724.50	H	56.63	35.07	-25.91	-	65.79	121.06	55.27
11 486.69 ¹⁾	V	59.28	37.99	-49.72	-	47.55	74.00	26.45
16 847.48	V	56.63	41.85	-46.41	-	52.07	68.20	16.13
Average Data								
No spurious emissions were detected within 20 dB of the limit.								

Middle Channel (5 785 MHz)

Frequency	Pol.	Reading	Ant. Factor	Amp.+Cable	DCF	Result	Limit	Margin
(MHz)	(V/H)	(dB(μ V))	(dB)	(dB)	(dB)	(dB(μ V/m))	(dB(μ V/m))	(dB)
Peak data								
11 576.89 ¹⁾	H	58.60	38.09	-49.80	-	46.89	74.00	27.11
16 728.53	V	55.79	41.73	-45.98	-	51.54	68.20	16.66
Average Data								
No spurious emissions were detected within 20 dB of the limit.								

Highest Channel (5 825 MHz)

Frequency	Pol.	Reading	Amp. + Cable	Antenna Factor	DCF	Result	Limit	Margin
(MHz)	(V/H)	(dB(μ V))	(dB)	(dB)	(dB)	(dB(μ V/m))	(dB(μ V/m))	(dB)
Peak data								
5 851.52	H	42.83	35.22	-26.67	-	51.38	118.74	67.37
11 712.73 ¹⁾	V	59.00	38.26	-50.03	-	47.23	74.00	26.77
14 886.73	V	58.13	40.06	-46.45	-	51.74	68.20	16.46
Average Data								
No spurious emissions were detected within 20 dB of the limit.								

802.11ac VHT20 UNII-3 ANT2**Lowest Channel (5 745 MHz)**

Frequency	Pol.	Reading	Ant. Factor	Amp.+Cable	DCF	Result	Limit	Margin
(MHz)	(V/H)	(dB(μ V))	(dB)	(dB)	(dB)	(dB(μ V/m))	(dB(μ V/m))	(dB)
Peak data								
5 703.36	H	45.26	35.04	-25.61	-	54.69	106.14	51.45
11 491.72 ¹⁾	V	57.75	38.00	-49.70	-	46.05	74.00	27.95
14 919.08	V	57.21	40.10	-46.31	-	51.00	68.20	17.20
Average Data								
No spurious emissions were detected within 20 dB of the limit.								

Middle Channel (5 785 MHz)

Frequency	Pol.	Reading	Ant. Factor	Amp.+Cable	DCF	Result	Limit	Margin
(MHz)	(V/H)	(dB(μ V))	(dB)	(dB)	(dB)	(dB(μ V/m))	(dB(μ V/m))	(dB)
Peak data								
11 584.44 ¹⁾	V	58.19	38.10	-49.81	-	46.48	74.00	27.52
14 915.13	V	58.25	40.10	-46.33	-	52.02	68.20	16.18
Average Data								
No spurious emissions were detected within 20 dB of the limit.								

Highest Channel (5 825 MHz)

Frequency	Pol.	Reading	Amp. + Cable	Antenna Factor	DCF	Result	Limit	Margin
(MHz)	(V/H)	(dB(μ V))	(dB)	(dB)	(dB)	(dB(μ V/m))	(dB(μ V/m))	(dB)
Peak data								
5 852.72	H	41.91	35.22	-26.66	-	50.47	116.00	65.53
11 646.61 ¹⁾	V	58.66	38.18	-49.92	-	46.92	74.00	27.08
16 532.67	V	55.36	41.53	-45.26	-	51.63	68.20	16.57
Average Data								
No spurious emissions were detected within 20 dB of the limit.								

802.11ac VHT20 UNII-3 2TX MIMO**Lowest Channel (5 745 MHz)**

Frequency	Pol.	Reading	Ant. Factor	Amp.+Cable	DCF	Result	Limit	Margin
(MHz)	(V/H)	(dB(μ V))	(dB)	(dB)	(dB)	(dB(μ V/m))	(dB(μ V/m))	(dB)
Peak data								
5 720.72	H	43.84	35.06	-25.86	-	53.04	112.44	59.40
11 493.88 ¹⁾	H	58.31	38.00	-49.69	-	46.62	74.00	27.38
17 039.03	V	56.78	41.28	-47.12	-	50.94	68.20	17.26
Average Data								
No spurious emissions were detected within 20 dB of the limit.								

Middle Channel (5 785 MHz)

Frequency	Pol.	Reading	Ant. Factor	Amp.+Cable	DCF	Result	Limit	Margin
(MHz)	(V/H)	(dB(μ V))	(dB)	(dB)	(dB)	(dB(μ V/m))	(dB(μ V/m))	(dB)
Peak data								
11 586.23 ¹⁾	H	58.30	38.10	-49.81	-	46.59	74.00	27.41
16 852.52	H	55.29	41.85	-46.43	-	50.71	74.00	23.29
Average Data								
No spurious emissions were detected within 20 dB of the limit.								

Highest Channel (5 825 MHz)

Frequency	Pol.	Reading	Amp. + Cable	Antenna Factor	DCF	Result	Limit	Margin
(MHz)	(V/H)	(dB(μ V))	(dB)	(dB)	(dB)	(dB(μ V/m))	(dB(μ V/m))	(dB)
Peak data								
5 868.36	H	42.53	35.24	-26.57	-	51.20	107.06	55.86
11 653.08 ¹⁾	H	58.42	38.18	-49.93	-	46.67	74.00	27.33
16 551.00	V	55.94	41.55	-45.32	-	52.17	68.20	16.03
Average Data								
No spurious emissions were detected within 20 dB of the limit.								

802.11ac VHT40 UNII-3 ANT1**Lowest Channel (5 755 MHz)**

Frequency	Pol.	Reading	Ant. Factor	Amp.+Cable	DCF	Result	Limit	Margin
(MHz)	(V/H)	(dB(μ V))	(dB)	(dB)	(dB)	(dB(μ V/m))	(dB(μ V/m))	(dB)
Peak data								
5 724.33	H	57.94	35.07	-25.91	-	67.10	120.67	53.56
11 588.75 ¹⁾	V	59.21	38.11	-49.82	-	47.50	74.00	26.50
14 811.27	V	58.41	39.97	-46.78	-	51.60	68.20	16.60
Average Data								
No spurious emissions were detected within 20 dB of the limit.								

Highest Channel (5 795 MHz)

Frequency	Pol.	Reading	Ant. Factor	Amp.+Cable	DCF	Result	Limit	Margin
(MHz)	(V/H)	(dB(μ V))	(dB)	(dB)	(dB)	(dB(μ V/m))	(dB(μ V/m))	(dB)
Peak data								
5 869.73	H	42.14	35.24	-26.56	-	50.82	106.67	55.86
11 589.83 ¹⁾	V	58.94	38.11	-49.82	-	47.23	74.00	26.77
14 834.63	V	57.98	40.00	-46.68	-	51.30	68.20	16.90
Average Data								
No spurious emissions were detected within 20 dB of the limit.								

802.11ac VHT40 UNII-3 ANT2**Lowest Channel (5 755 MHz)**

Frequency	Pol.	Reading	Ant. Factor	Amp.+Cable	DCF	Result	Limit	Margin
(MHz)	(V/H)	(dB(μ V))	(dB)	(dB)	(dB)	(dB(μ V/m))	(dB(μ V/m))	(dB)
Peak data								
5 717.63	H	45.10	35.06	-25.81	-	54.35	110.14	55.79
11 509.33 ¹⁾	V	57.36	38.01	-49.68	-	45.69	74.00	28.31
16 862.22	V	55.63	41.86	-46.47	-	51.02	68.20	17.18
Average Data								
No spurious emissions were detected within 20 dB of the limit.								

Highest Channel (5 795 MHz)

Frequency	Pol.	Reading	Ant. Factor	Amp.+Cable	DCF	Result	Limit	Margin
(MHz)	(V/H)	(dB(μ V))	(dB)	(dB)	(dB)	(dB(μ V/m))	(dB(μ V/m))	(dB)
Peak data								
5 852.03	H	40.09	35.22	-26.67	-	48.64	117.57	68.93
11 600.97 ¹⁾	H	58.21	38.12	-49.84	-	46.49	74.00	27.51
14 905.06	V	57.68	40.09	-46.37	-	51.40	68.20	16.80
Average Data								
No spurious emissions were detected within 20 dB of the limit.								

802.11ac VHT40 UNII-3 2TX MIMO**Lowest Channel (5 755 MHz)**

Frequency	Pol.	Reading	Ant. Factor	Amp.+Cable	DCF	Result	Limit	Margin
(MHz)	(V/H)	(dB(μ V))	(dB)	(dB)	(dB)	(dB(μ V/m))	(dB(μ V/m))	(dB)
Peak data								
5 724.67	H	47.64	35.07	-25.91	-	56.80	121.45	64.65
11 510.77 ¹⁾	V	57.10	38.01	-49.68	-	45.43	74.00	28.57
16 907.50	V	56.91	41.91	-46.63	-	52.19	68.20	16.01
Average Data								
No spurious emissions were detected within 20 dB of the limit.								

Highest Channel (5 795 MHz)

Frequency	Pol.	Reading	Ant. Factor	Amp.+Cable	DCF	Result	Limit	Margin
(MHz)	(V/H)	(dB(μ V))	(dB)	(dB)	(dB)	(dB(μ V/m))	(dB(μ V/m))	(dB)
Peak data								
5 882.80	H	42.79	35.26	-26.48	-	51.57	99.43	47.86
11 599.89 ¹⁾	V	58.37	38.12	-49.84	-	46.65	74.00	27.35
14 914.41	H	57.75	40.10	-46.33	-	51.52	68.20	16.68
Average Data								
No spurious emissions were detected within 20 dB of the limit.								

802.11ac VHT80 UNII-3 ANT1**Lowest Channel (5 775 MHz)**

Frequency	Pol.	Reading	Ant. Factor	Amp.+Cable	DCF	Result	Limit	Margin
(MHz)	(V/H)	(dB(μ V))	(dB)	(dB)	(dB)	(dB(μ V/m))	(dB(μ V/m))	(dB)
Peak data								
5 723.98	H	59.51	35.07	-25.90	-	68.68	119.88	51.20
5 850.66	H	47.01	35.22	-26.68	-	55.55	120.70	65.16
11 578.33 ¹⁾	H	58.43	38.09	-49.80	-	46.72	74.00	27.28
14 943.52	H	58.38	40.13	-46.21	-	52.30	68.20	15.90
Average Data								
No spurious emissions were detected within 20 dB of the limit.								

802.11ac VHT80 UNII-3 ANT2**Lowest Channel (5 775 MHz)**

Frequency	Pol.	Reading	Ant. Factor	Amp.+Cable	DCF	Result	Limit	Margin
(MHz)	(V/H)	(dB(μ V))	(dB)	(dB)	(dB)	(dB(μ V/m))	(dB(μ V/m))	(dB)
Peak data								
5 720.38	H	43.39	35.06	-25.85	-	52.60	111.66	59.06
5 852.20	V	40.02	35.22	-26.67	-	48.57	117.18	68.61
11 578.33 ¹⁾	V	58.55	38.09	-49.80	-	46.84	74.00	27.16
16 767.34	V	56.37	41.77	-46.12	-	52.02	68.20	16.18
Average Data								
No spurious emissions were detected within 20 dB of the limit.								

802.11ac VHT80 UNII-3 2TX MIMO**Lowest Channel (5 775 MHz)**

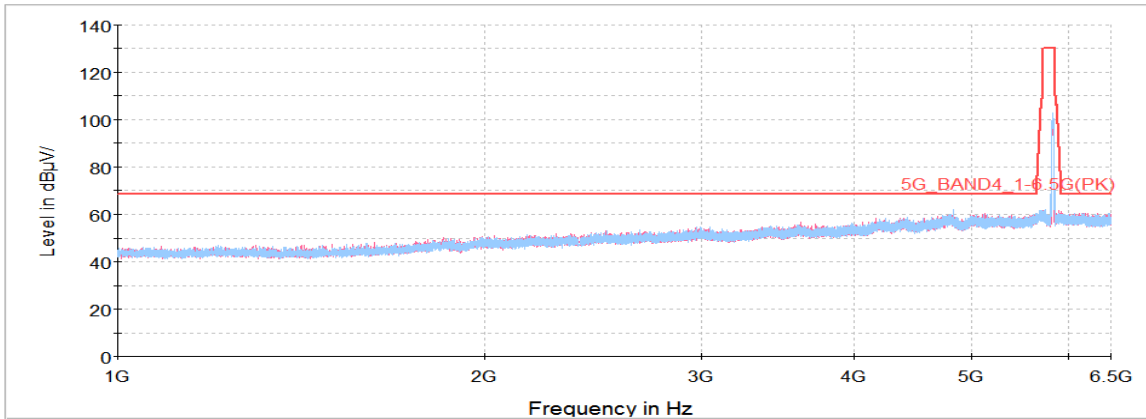
Frequency	Pol.	Reading	Ant. Factor	Amp.+Cable	DCF	Result	Limit	Margin
(MHz)	(V/H)	(dB(μ V))	(dB)	(dB)	(dB)	(dB(μ V/m))	(dB(μ V/m))	(dB)
Peak data								
5 721.75	H	51.84	35.07	-25.87	-	61.04	114.79	53.75
5 862.69	H	41.98	35.24	-26.60	-	50.62	108.65	58.02
11 568.27 ¹⁾	H	59.07	38.08	-49.78	-	47.37	74.00	26.63
16 826.64	H	56.68	41.83	-46.34	-	52.17	68.20	16.03
Average Data								
No spurious emissions were detected within 20 dB of the limit.								

Plot of Harmonics and Spurious Emissions

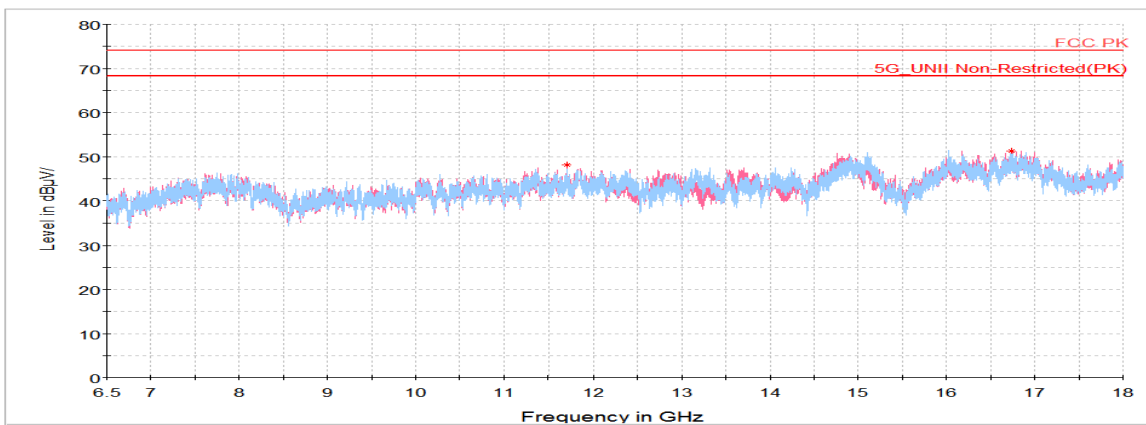
In order to simplify the report, attached plots were only the lowest margin condition

802.11n HT 20_UNII-3_2TX MIMO_ Highest Channel (5 825 MHz)

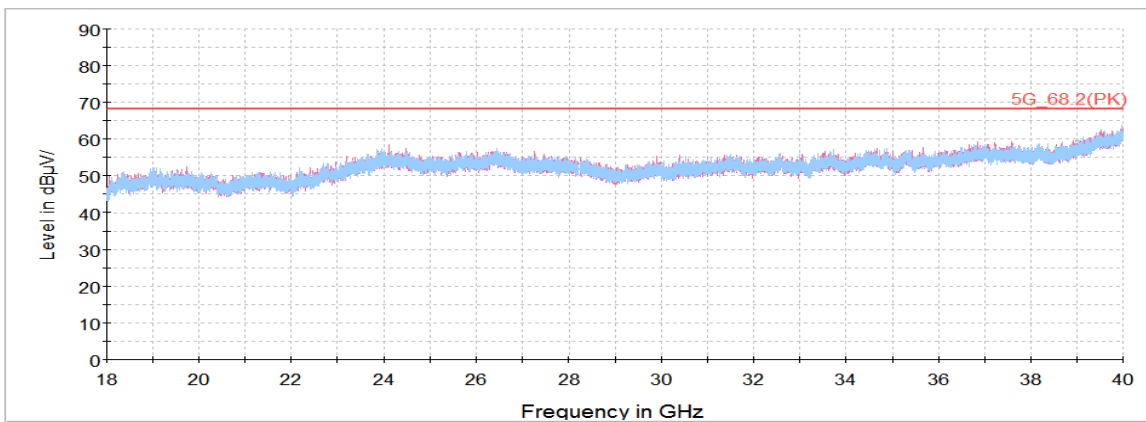
Horizontal/Vertical for 1 GHz ~ 6.5 GHz



Horizontal/Vertical for 6.5 GHz ~ 18 GHz



Horizontal/Vertical for 18 GHz ~ 40 GHz

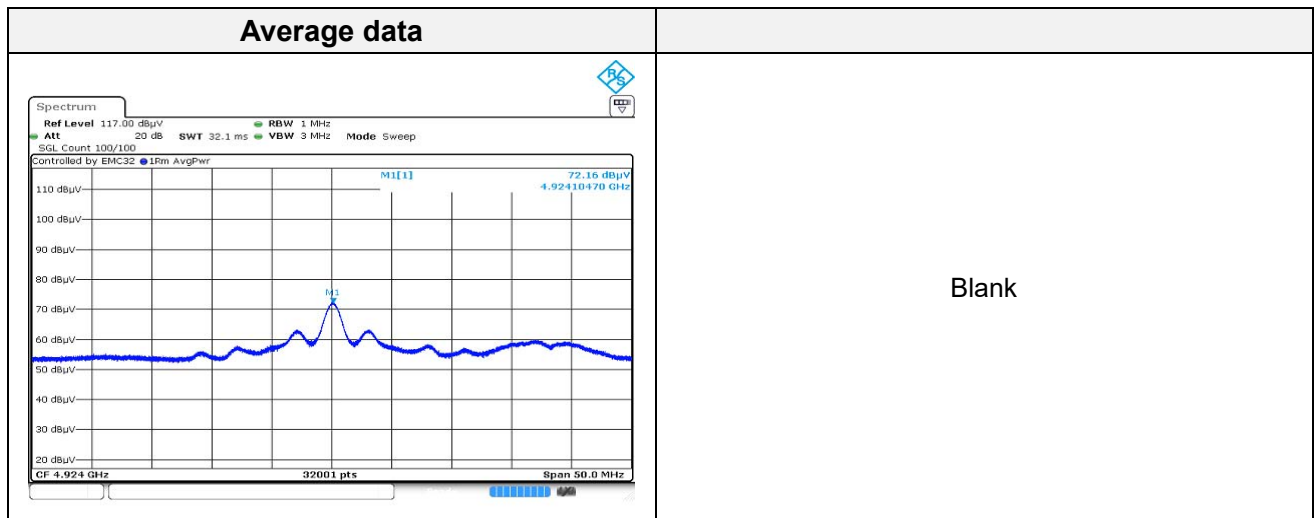


Spurious Emission for Simultaneous Tx Condition (Worst Case)

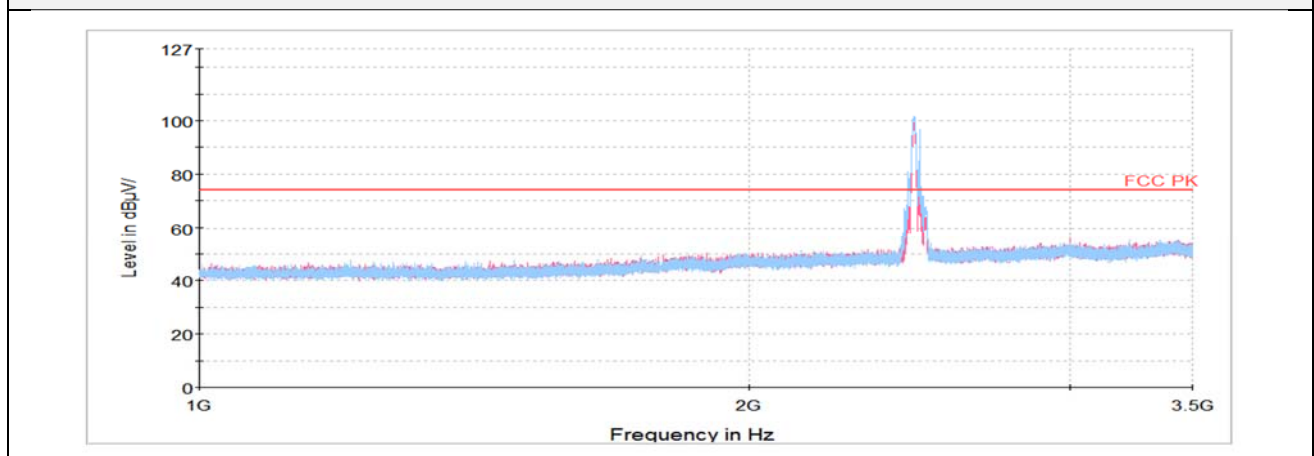
Test Mode

- Ant0 (Bluetooth BDR – 2 480 MHz), Ant1 (11a – 5 700 MHz), Ant2 (11a – 2 462 MHz)

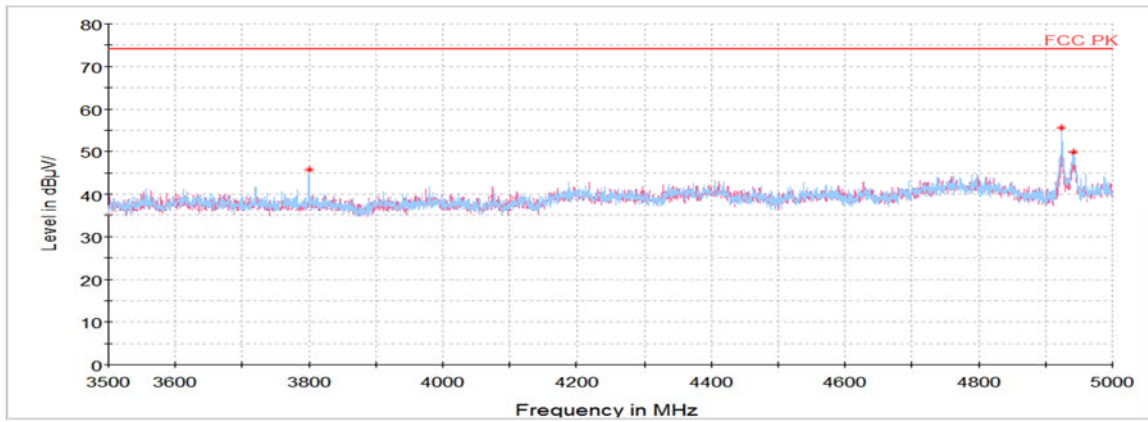
Frequency	Pol.	Reading	Ant. Factor	Amp.+Cable	DCF	Result	Limit	Margin
(MHz)	(V/H)	(dB(μV))	(dB)	(dB)	(dB)	(dB(μV/m))	(dB(μV/m))	(dB)
Peak data								
3 799.97 ¹⁾	H	69.57	32.84	-56.68	-	45.73	74.00	28.27
4 924.10 ¹⁾	H	76.90	33.97	-55.30	-	55.57	74.00	18.43
4 942.75 ¹⁾	H	70.89	33.98	-54.97	-	49.90	74.00	24.10
9 848.30	V	65.11	36.78	-53.15	-	48.74	74.00	25.26
9 919.81	H	68.90	36.84	-52.98	-	52.76	74.00	21.24
11 398.43 ¹⁾	V	63.82	37.94	-50.11	-	51.65	74.00	22.35
16 906.78	H	57.90	41.91	-46.63	-	53.18	74.00	20.82
Average Data								
4 924.10 ¹⁾	H	72.16	33.97	-55.30	0.11	50.94	54.00	3.06



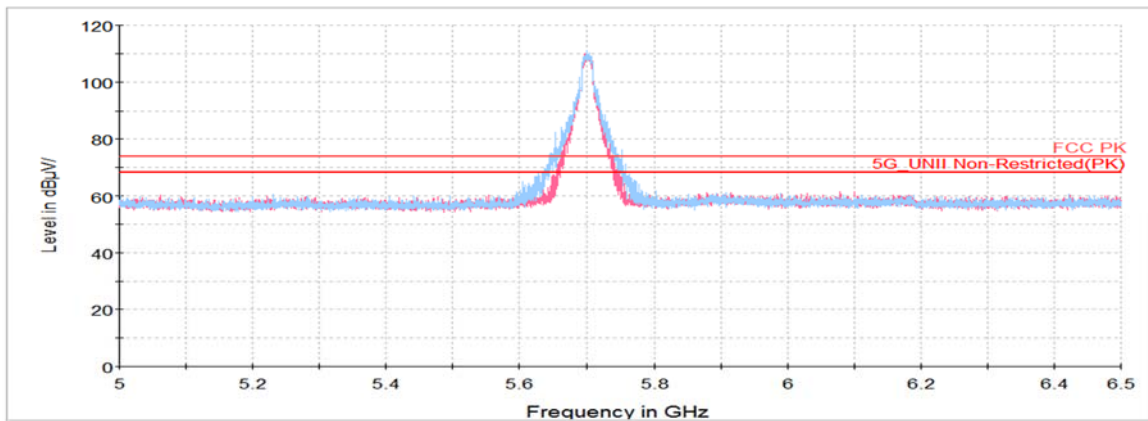
Horizontal/Vertical for 1 GHz ~ 3.5 GHz



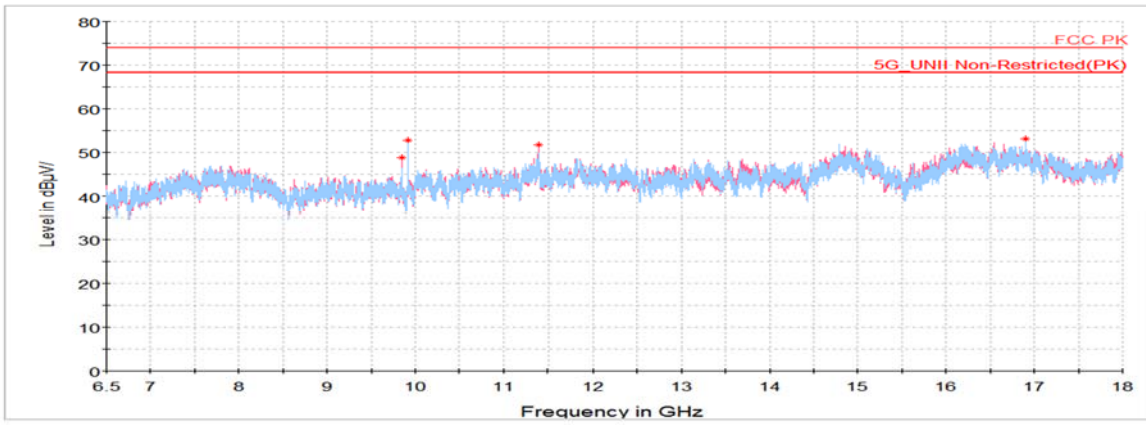
Horizontal/Vertical for 3.5 GHz ~ 5 GHz



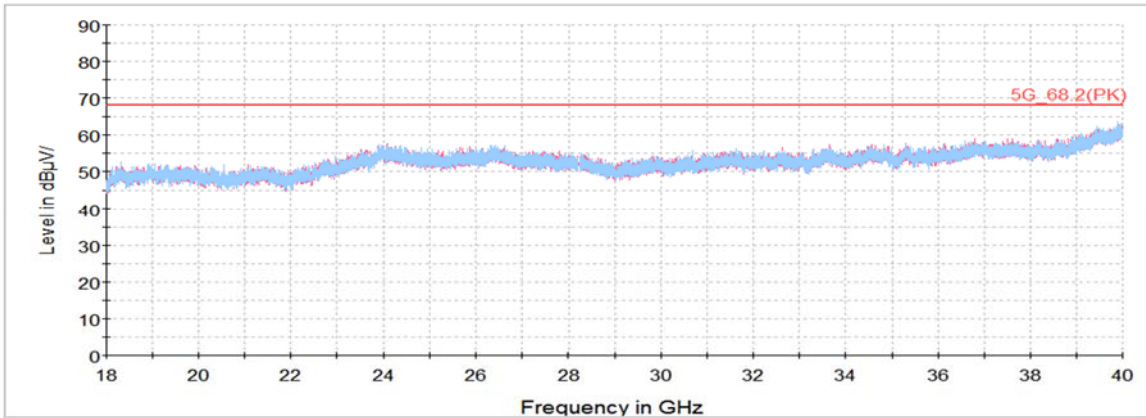
Horizontal/Vertical for 5 GHz ~ 6.5 GHz



Horizontal/Vertical for 6.5 GHz ~ 18 GHz

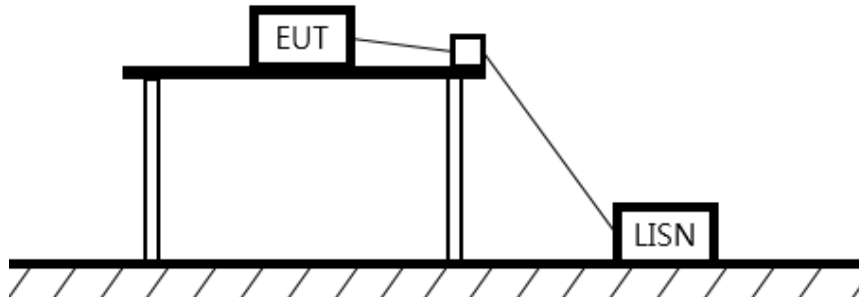


Horizontal/Vertical for 18 GHz ~ 40 GHz



7.7. AC Conducted emission

Test setup



Limit

§15.407

According to 15.207(a) and RSS-Gen (8.8), for an intentional radiator that is designed to be connected to the public utility (AC) power line, the radio frequency voltage that is conducted back onto the AC power line on any frequency or frequencies, within the band 150 kHz to 30 MHz, shall not exceed the limits in the following table, as measured using a 50uH/50 ohm line impedance stabilization network (LISN). Compliance with the provision of this paragraph shall on the measurement of the radio frequency voltage between each power line and ground at the power terminal. The lower applies at the boundary between the frequencies ranges.

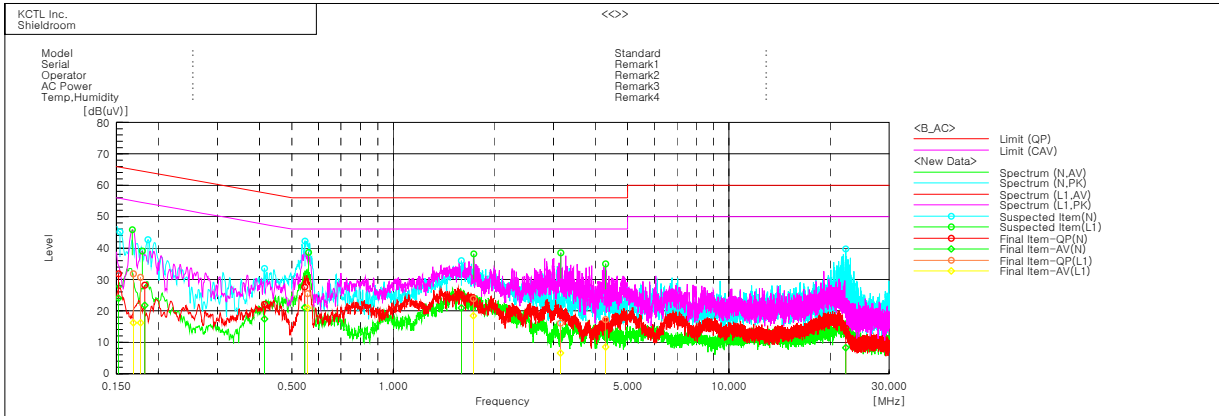
Frequency of Emission (MHz)	Conducted limit (dB μ V/m)	
	Quasi-peak	Average
0.15 – 0.50	66 - 56*	56 - 46*
0.50 – 5.00	56	46
5.00 – 30.0	60	50

Measurement procedure

1. The EUT was placed on a wooden table of size, 1 m by 1.5 m, raised 80 cm in which is located 40 cm away from the vertical wall and 1.5m away from the side wall of the shielded room.
2. Each current-carrying conductor of the EUT power cord was individually connected through a 50 Ω /50 μ H LISN, which is an input transducer to a spectrum analyzer or an EMI/Field Intensity Meter, to the input power source.
3. Exploratory measurements were made to identify the frequency of the emission that had the highest amplitude relative to the limit by operating the EUT in a range of typical modes of operation, cable position, and with a typical system equipment configuration and arrangement. Based on the exploratory tests of the EUT, the one EUT cable configuration and arrangement and mode of operation that had produced the emission with the highest amplitude relative to the limit was selected for the final measurement.
4. The final test on all current-carrying conductors of all of the power cords to the equipment that comprises the EUT (but not the cords associated with other non-EUT equipment is the system) was then performed over the frequency range of 0.15 MHz to 30 MHz.
5. The measurements were made with the detector set to peak amplitude within a bandwidth of 10 kHz or to quasi-peak and average within a bandwidth of 9 kHz. The EUT was in transmitting mode during the measurements.

Test results

Worst case: 802.11ac VHT 40 2TX MIMO / UNII-1 5 230 MHz



Final Result

--- N Phase ---										
No.	Frequency [MHz]	Reading QP [dB(uV)]	Reading CAV [dB(uV)]	c.f [dB]	Result QP [dB(uV)]	Result CAV [dB(uV)]	Limit QP [dB(uV)]	Limit AV [dB(uV)]	Margin QP [dB]	Margin CAV [dB]
1	0.15226	22.0	14.2	9.8	31.8	24.0	65.9	55.9	34.1	31.9
2	0.18232	18.1	11.6	10.1	28.2	21.7	64.4	54.4	36.2	32.7
3	0.41459	12.3	7.6	9.8	22.1	17.4	57.6	47.6	35.5	30.2
4	0.54485	17.8	11.2	9.8	27.6	21.0	56.0	46.0	28.4	25.0
5	1.59866	15.4	11.2	9.7	25.1	20.9	56.0	46.0	30.9	25.1
6	22.29374	4.6	-1.6	9.9	14.5	8.3	60.0	50.0	45.5	41.7

--- L1 Phase ---										
No.	Frequency [MHz]	Reading QP [dB(uV)]	Reading CAV [dB(uV)]	c.f [dB]	Result QP [dB(uV)]	Result CAV [dB(uV)]	Limit QP [dB(uV)]	Limit AV [dB(uV)]	Margin QP [dB]	Margin CAV [dB]
1	0.1685	21.7	6.1	10.1	31.8	16.2	65.0	55.0	33.2	38.8
2	0.17692	20.6	6.1	10.1	30.7	16.2	64.6	54.6	33.9	38.4
3	0.55645	15.5	11.0	9.9	25.4	20.9	56.0	46.0	30.6	25.1
4	1.73704	14.1	8.7	9.7	23.8	18.4	56.0	46.0	32.2	27.6
5	3.15252	6.4	-3.1	9.7	16.1	6.6	56.0	46.0	39.9	39.4
6	4.2961	7.5	-1.3	9.8	17.3	8.5	56.0	46.0	38.7	37.5

8. Measurement equipment

Equipment Name	Manufacturer	Model No.	Serial No.	Next Cal. Date
Spectrum Analyzer	R&S	FSV30	100806	21.07.29
Attenuator	Weinschel ENGINEERING	56-10	51395	21.01.22
Signal Generator	R&S	SMB100A	176206	21.01.21
Vector Signal Generator	R&S	SMBV100A	257566	21.07.13
DC Power Supply	AGILENT	E3632A	MY40001543	21.05.11
Power Sensor	R&S	NRP-Z81	1137.9009.02- 106224-tg	21.05.25
Attenuator	R&S	DNF Dämpfungsglied 10 dB in N-50 Ohm	31210	21.05.11
Spectrum Analyzer	R&S	FSV40	100989	21.01.03
EMI TEST RECEIVER	R&S	ESCI7	100732	21.03.04
Bi-Log Antenna	SCHWARZBECK	VULB9168	583	22.04.23
Amplifier	SONOMA INSTRUMENT	310N	284608	21.08.20*
COAXIAL FIXED ATTENUATOR	Agilent	8491B-003	2708A18758	21.04.23
Horn antenna	ETS.lindgren	3117	155787	20.10.24
Horn antenna	ETS.lindgren	3116	00086632	21.02.17
Attenuator	API Inmet	40AH2W-10	12	21.05.12
Broadband PreAmplifier	SCHWARZBECK	BBV9718	216	21.07.28
AMPLIFIER	L-3 Narda-MITEQ	AMF-7D-01001800 -22-10P	2031196	21.02.12
AMPLIFIER	L-3 Narda-MITEQ	JS44-18004000-33-8P	2000996	21.01.22
LOOP Antenna	R&S	HFH2-Z2	100355	22.08.21*
Antenna Mast	Innco Systems	MA4640-XP-ET	-	-
Turn Table	Innco Systems	DT2000	79	-
Antenna Mast	Innco Systems	MA4000-EP	303	-
Turn Table	Innco Systems	DT2000	79	-
High pass Filter	WT	WT-A1699-HS	WT160411002	21.05.11
TWO-LINE V - NETWORK	R&S	ENV216	101358	21.09.29*
EMI TEST RECEIVER	R&S	ESCI	100001	21.08.20*

* Tests related to this equipment were progressed after the calibration was completed.

End of test report