




TEST REPORT

<p>KCTL Inc. 65, Sinwon-ro, Yeongtong-gu, Suwon-si, Gyeonggi-do, 16677, Korea TEL: 82-31-285-0894 FAX: 82-505-299-8311 www.kctl.co.kr</p>	<p>Report No.: KR21-SRF0147-A Page (1) of (12)</p>	
--	--	---

1. Client

- Name : Samsung Electronics Co., Ltd.
- Address : 129, Samsung-ro, Yeongtong-gu, Suwon-si, Gyeonggi-do, 16677, Rep. of Korea
- Date of Receipt : 2021-05-13

2. Use of Report : Certification

3. Name of Product / Model : RF MODULE / CBAR210P

4. Manufacturer / Country of Origin : Samsung Electronics Co., Ltd. / China

5. FCC ID : A3LCBAR210P



6. IC Certificate No. : 649E-CBAR210P

7. Date of Test : 2021-05-27 to 2021-06-16

8. Location of Test : Permanent Testing Lab On Site Testing
 (Address:65, Sinwon-ro, Yeongtong-gu, Suwon-si, Gyeonggi-do, 16677, Korea)

9. Test method used : 47 CRF Part 1.1310
 RSS-102 Issue 5 March 2015

10. Test Result : Refer to the test result in the test report

<p>Affirmation</p>	<p>Tested by Name : Eunseong Lim (Signature) </p>	<p>Technical Manager Name : Heesu Ahn (Signature) </p>
--------------------	--	---

2021-07-05

KCTL Inc.

As a test result of the sample which was submitted from the client, this report does not guarantee the whole product quality. This test report should not be used and copied without a written agreement by KCTL Inc.

REPORT REVISION HISTORY

Date	Revision	Page No
2021-06-24	Originally issued	-
2021-07-05	Updated	11

This report shall not be reproduced except in full, without the written approval of KCTL Inc. This document may be altered or revised by KCTL Inc. personnel only, and shall be noted in the revision section of the document. Any alteration of this document not carried out by KCTL Inc. will constitute fraud and shall nullify the document. This test report is a general report that does not use the KOLAS accreditation mark and is not related to KS Q ISO/IEC 17025 and KOLAS accreditation.

Note. The report No. KR21-SRF0147 is superseded by the report No. KR21-SRF0147-A.

General remarks for test reports

Statement concerning the uncertainty of the measurement systems used for the tests

(may be required by the product standard or client)

Internal procedure used for type testing through which traceability of the measuring uncertainty has been established:

Procedure number, issue date and title:

Calculations leading to the reported values are on file with the testing laboratory that conducted the testing.

Statement not required by the standard or client used for type testing

CONTENTS

1.	General information.....	4
2.	Device information.....	4
2.1.	Frequency/channel operations.....	5
3.	Measurement uncertainty	6
4.	RF Exposure	7
4.1.	Test results	10
5.	Measurement Equipment.....	12

KCTL Inc.

65, Sinwon-ro, Yeongtong-gu,
Suwon-si, Gyeonggi-do, 16677, Korea
TEL: 82-31-285-0894 FAX: 82-505-299-8311
www.kctl.co.kr

Report No.:
KR21-SRF0147-A
Page (4) of (12)

KCTL

1. General information

Client : Samsung Electronics Co., Ltd.
Address : 129, Samsung-ro, Yeongtong-gu, Suwon-si, Gyeonggi-do, 16677,
Rep. of Korea
Manufacturer : Samsung Electronics Co., Ltd.
Address : 129, Samsung-ro, Yeongtong-gu, Suwon-si, Gyeonggi-do, 16677,
Rep. of Korea
Laboratory : KCTL Inc.
Address : 65, Sinwon-ro, Yeongtong-gu, Suwon-si, Gyeonggi-do, 16677, Korea
Accreditations : FCC Site Designation No: KR0040, FCC Site Registration No: 687132
VCCI Registration No. : R-20080, G-20078, C-20059, T-20056
CAB Identifier: KR0040, ISED Number: 8035A
KOLAS No.: KT231

2. Device information

Equipment under test : RF MODULE
Model : CBAR210P
Frequency range : 2 402 MHz ~ 2 480 MHz (Bluetooth Low Energy)
Modulation technique : GFSK (Bluetooth Low Energy)
Number of channels : 40 ch (Bluetooth Low Energy)
Power source : DC 3.3 V
Antenna type : PCB Pattern Antenna (Bluetooth Low Energy)
Antenna gain : 5.851 dBi (Bluetooth Low Energy)
Software version : V1.00
Hardware version : V1.0
Operation temperature : -20 °C ~ 85 °C

KCTL Inc.

65, Sinwon-ro, Yeongtong-gu,
Suwon-si, Gyeonggi-do, 16677, Korea
TEL: 82-31-285-0894 FAX: 82-505-299-8311
www.kctl.co.kr

Report No.:
KR21-SRF0147-A
Page (5) of (12)

**2.1. Frequency/channel operations**

This device contains the following capabilities:
Bluetooth Low Energy

Ch.	Frequency (MHz)
00	2 402
.	.
19	2 440
.	.
39	2 480

Table 2.1.1. Bluetooth Low Energy

KCTL Inc.

65, Sinwon-ro, Yeongtong-gu,
Suwon-si, Gyeonggi-do, 16677, Korea
TEL: 82-31-285-0894 FAX: 82-505-299-8311
www.kctl.co.kr

Report No.:
KR21-SRF0147-A
Page (6) of (12)



3. Measurement uncertainty

The measurement uncertainties shown below were calculated in accordance with the requirements of ANSI C63.10-2013.

All measurement uncertainty values are shown with a coverage factor of $k=2$ to indicate a 95 % level of confidence. The measurement data shown herein meets or exceeds the U_{CISPR} measurement uncertainty values specified in CISPR 16-4-2 and thus, can be compared directly to specified limits to determine compliance.

Parameter	Expanded uncertainty (\pm)
Conducted RF power	1.3 dB

4. RF Exposure

FCC

Regulation

This document is prepared to show compliance with the RF Exposure requirements as required in §1.1310 of the FCC rules and Regulations.

The limit for Maximum Permissible Exposure (MPE), specified in FCC §1.1310, is listed in Table 1-1.

According to FCC §1.1310: the criteria listed in the following table shall be used to evaluate the environmental impact of human exposure to radio-frequency (RF) radiation as specified in §1.1307(b).

Table 1 – Limits for Maximum Permissible Exposure (MPE)

Frequency Range (MHz)	Electric Field Strength [V/m]	Magnetic Field Strength [A/m]	Power Density [mW/cm ²]	Averaging Time [minute]
(A) Limits for Occupational / Controlled Exposure				
0.3 ~ 3.0	614	1.63	*100	6
3.0 ~ 30	1842/f	4.89/f	*900/f ²	6
30 ~ 300	61.4	0.163	1.0	6
300 ~ 1 500	/	/	f/300	6
1 500 ~ 15 000	/	/	5	6
(B) Limits for General Population / Uncontrolled Exposure				
0.3 ~ 1.34	614	1.63	*100	30
1.34 ~ 30	824/f	2.19/f	*180/f ²	30
30 ~ 300	27.5	0.073	0.2	30
300 ~ 1 500	/	/	f/1 500	30
1 500 ~ 15 000	/	/	1.0	30

f=frequency in MHz, *=*plane-wave equivalent power density*

Per the guidance of KDB 680106, the E-field and H-field limits shown in the table above are extended down to 100 kHz

IC

RF Field Strength Limits for Devices Used by the General Public (Uncontrolled Environment)

According to RSS-102 Issue 5, Paragraph "4. Exposure Limits", Industry of Canada has adopted the RF field strength limits established in Health Canada's RF exposure guideline, Safety code 6:

Frequency Range (MHz)	Electric Field (V/m rms)	Magnetic Field (A/m rms)	Power Density (W/m ²)	Reference Period (minutes)
0.003-10 ²¹	83	90	-	Instantaneous*
0.1-10	-	0.73/ <i>f</i>	-	6**
1.1-10	87/ <i>f</i> ^{0.5}	-	-	6**
10-20	27.46	0.0728	2	6
20-48	58.07/ <i>f</i> ^{0.25}	0.1540/ <i>f</i> ^{0.25}	8.944/ <i>f</i> ^{0.5}	6
48-300	22.06	0.05852	1.291	6
<u>300-6000</u>	<u>3.142 <i>f</i>^{0.3417}</u>	<u>0.008335 <i>f</i>^{0.3417}</u>	<u>0.02619 <i>f</i>^{0.6834}</u>	<u>6</u>
6000-15000	61.4	0.163	10	6
15000-150000	61.4	0.163	10	616000/ <i>f</i> ^{1.2}
150000-300000	0.158 <i>f</i> ^{0.5}	4.21 x 10 ⁻⁴ <i>f</i> ^{0.5}	6.67 x 10 ⁻⁵ <i>f</i>	616000/ <i>f</i> ^{1.2}

Note: *f* is frequency in MHz.
 *Based on nerve stimulation (NS).
 ** Based on specific absorption rate (SAR).

KCTL Inc.

65, Sinwon-ro, Yeongtong-gu,
Suwon-si, Gyeonggi-do, 16677, Korea
TEL: 82-31-285-0894 FAX: 82-505-299-8311
www.kctl.co.kr

Report No.:
KR21-SRF0147-A
Page (9) of (12)

**Exemption Limits for Routine Evaluation – RF Exposure Evaluation**

According to RSS-102 Issue 5 section 2.5.2, RF exposure evaluation is required if the separation distance between the user and/or bystander and the device's radiating element is greater than 20 cm, except when the device operates as follows:

- Below 20 MHz and the source-based, time-averaged maximum e.i.r.p. of the device is equal to or less than 1W (adjusted for tune-up tolerance);
- At or above 20 MHz and below 48 MHz and the source-based, time-averaged maximum e.i.r.p. of the device is equal to or less than $4.49/f^{0.5}$ W (adjusted for tune-up tolerance), where f is in MHz;
- At or above 48 MHz and below 300 MHz and the source-based, time-averaged maximum e.i.r.p. of the device is equal to or less than 0.6 W (adjusted for tune-up tolerance);
- At or above 300 MHz and below 6 GHz and the source-based, time-averaged maximum e.i.r.p. of the device is equal to or less than $1.31 \times 10^{-2} f^{0.6834}$ W (adjusted for tune-up tolerance), where f is in MHz;
- At or above 6 GHz and the source-based, time-averaged maximum e.i.r.p. of the device is equal to or less than 5 W (adjusted for tune-up tolerance.)

In these cases, the information contained in the RF exposure technical brief may be limited to information that demonstrates how the e.i.r.p. was derived.

KCTL Inc.

65, Sinwon-ro, Yeongtong-gu,
Suwon-si, Gyeonggi-do, 16677, Korea
TEL: 82-31-285-0894 FAX: 82-505-299-8311
www.kctl.co.kr

Report No.:
KR21-SRF0147-A
Page (10) of (12)

KCTL

4.1. Test results

FCC

MPE (Maximum Permissible Exposure) Prediction

Predication of MPE limit at a given distance: Equation from page 18 of OET Bulletin 65, Edition 97-01

$$S = PG/4\pi R^2 \quad (\Rightarrow R = \sqrt{PG/4\pi S})$$

S = power density [mW/cm²]

P = Power input to antenna [mW]

G = Power gain of the antenna in the direction of interest relative to an isotropic radiator

R = distance to the center of radiation of the antenna [cm]

IC

RF Exposure evaluation

At or above 300 MHz and below 6 GHz and the source-based, time-averaged maximum e.i.r.p. of the device is equal to or less than $1.31 \times 10^{-2} f^{0.6834}$ W (adjusted for tune-up tolerance), where f is in MHz;

Calculation Result of RF exposure (FCC)

Maximum tune-up tolerance (Worst Case)

RF	Mode	Frequency [MHz]	Max Tune-up Power [dBm]	Ant Gain [dBi]	Power density at 20 cm [mW/cm ²]	Limit [mW/cm ²]
BLE	1 Mbps	2 402	2.0	5.85	0.001 21	1.00


Note.

- The power density P_d (5th column) at a distance of 20 cm calculated from the friis transmission Formula is far below the limit of 1 mW/cm²

Calculation Results of RF exposure (IC)

Maximum tune-up tolerance (Worst Case)

RF	Mode	Frequency [MHz]	Max Tune-up Power [dBm]	Ant Gain [dBi]	E.I.R.P.		Limit [mW]
					[dBm]	[mW]	
BLE	1 Mbps	2 402	2.0	5.85	7.85	6.10	2 676.42

<p>KCTL Inc. 65, Sinwon-ro, Yeongtong-gu, Suwon-si, Gyeonggi-do, 16677, Korea TEL: 82-31-285-0894 FAX: 82-505-299-8311 www.kctl.co.kr</p>	<p>Report No.: KR21-SRF0147-A Page (12) of (12)</p>	
--	---	---

5. Measurement Equipment

Equipment Name	Manufacturer	Model No.	Serial No.	Next Cal. Date
Spectrum Analyzer	R&S	FSV30	100808	21.07.29
Attenuator	API Inmet	40AH2W-10	10	21.07.29
Power Sensor	R&S	NRP-Z81	1137.9009.02- 106223-bB	22.05.11
Attenuator	R&S	DNF Dämpfungsglied 10 dB in N-50 Ohm	31211	22.05.11

End of test report