RSE_ANT 2_ 802.11ax(HE160)_HE0_Full_6025	
1 GHz - 8 GHz	8 GHz - 18 GHz
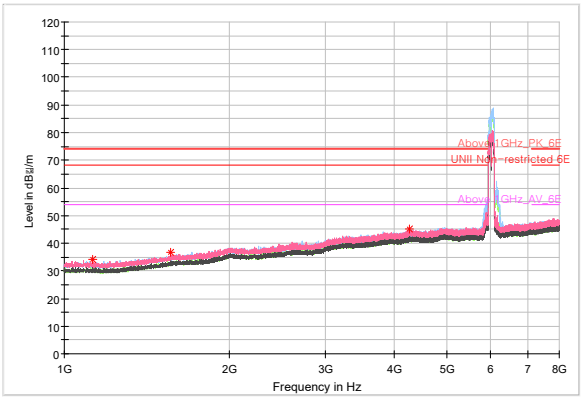	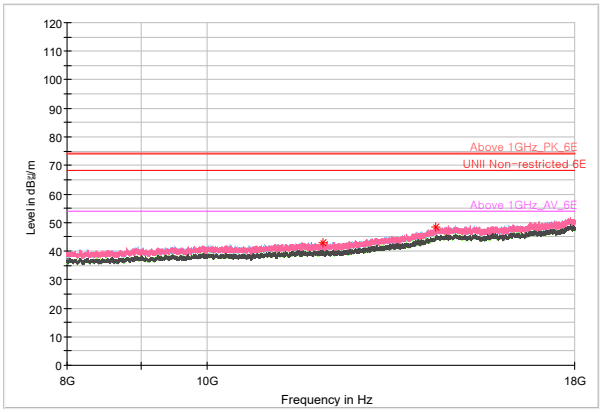

Frequency [MHz]	Peak Reading Value [dBuV]	Peak Result [dBuV/m]	AVG Reading Value [dBuV]	AVG Result [dBuV/m]	DCCF [dB]	Height [cm]	Pol [H/V]	Azimuth [deg]	Correction Factor [dB/m]	Peak Margin [dB]	Peak Limit [dBuV/m]	AVG Margin [dB]	AVG Limit [dBuV/m]
1 124.95	35.69	34.19	-	-	-	300	V	26	-1.50	39.81	74.00	-	-
1 561.40	36.84	36.74	-	-	-	200	V	86	-0.10	37.26	74.00	-	-
4 258.15	33.51	45.01	-	-	-	300	H	331	11.50	28.99	74.00	-	-
12 040.50	29.08	42.88	-	-	-	200	V	280	13.80	31.12	74.00	-	-
14 424.50	29.55	48.35	-	-	-	200	V	68	18.80	19.85	68.20	-	-

Remarks

1. Peak Result(dBµV/m) = Peak Reading Value(dBµV/m) + Correction Factor(dB)
2. Average Result(dBµV/m) = Average Reading Value(dBµV/m) + DCCF + Correction Factor(dB)
3. DCCF(Duty Cycle Correction Factor) = 10 x Log(1/Duty Cycle)
4. Correction Factor(dB) = Antenna Factor(dB/m) + Cable Factor(dB) – Pre-Amplifier Factor(dB)
5. Margin(dB) = (Peak/Average) Result (dBµV/m) – (Peak/Average) Limit (dBµV/m)

RSE_ANT 2_ 802.11ax(HE160)_HE0_Full_6505	
1 GHz - 8 GHz	8 GHz - 18 GHz
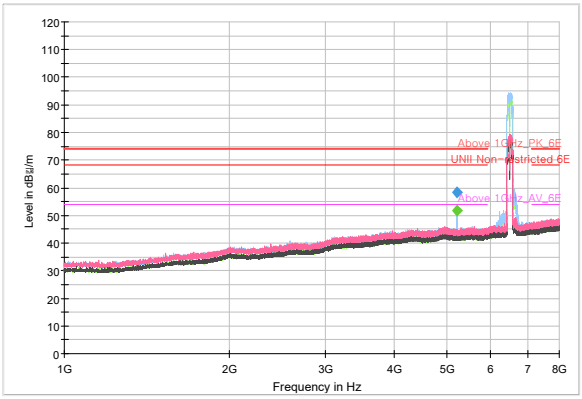	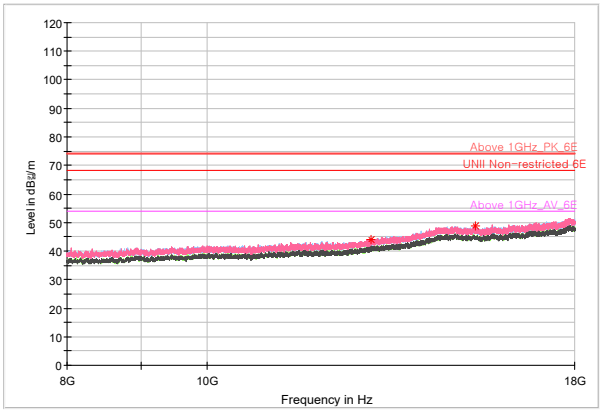

Frequency [MHz]	Peak Reading Value [dBuV]	Peak Result [dBuV/m]	AVG Reading Value [dBuV]	AVG Result [dBuV/m]	DCCF [dB]	Height [cm]	Pol [H/V]	Azimuth [deg]	Correction Factor [dB/m]	Peak Margin [dB]	Peak Limit [dBuV/m]	AVG Margin [dB]	AVG Limit [dBuV/m]
5 203.85	46.04	58.34	-	-	-	207	H	235	12.30	9.86	68.20	-	-
13 011.00	29.14	44.04	-	-	-	200	V	0	14.90	24.16	68.20	-	-
15 352.50	29.82	48.72	-	-	-	300	V	134	18.90	25.28	74.00	-	-

Remarks

1. Peak Result(dBµV/m) = Peak Reading Value(dBµV/m) + Correction Factor(dB)
2. Average Result(dBµV/m) = Average Reading Value(dBµV/m) + DCCF + Correction Factor(dB)
3. DCCF(Duty Cycle Correction Factor) = 10 x Log(1/Duty Cycle)
4. Correction Factor(dB) = Antenna Factor(dB/m) + Cable Factor(dB) – Pre-Amplifier Factor(dB)
5. Margin(dB) = (Peak/Average) Result (dBµV/m) – (Peak/Average) Limit (dBµV/m)

RSE_ANT 2_ 802.11ax(HE160)_HE0_Full_6665	
1 GHz - 8 GHz	8 GHz - 18 GHz
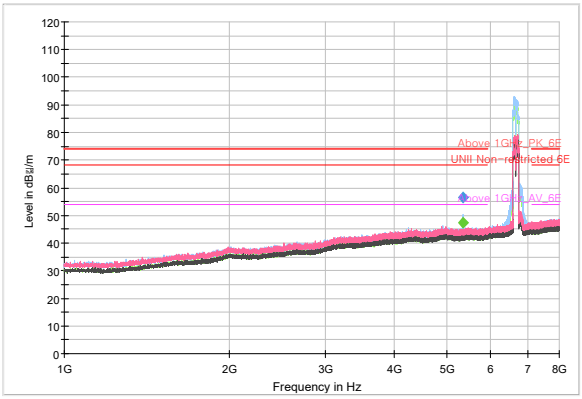	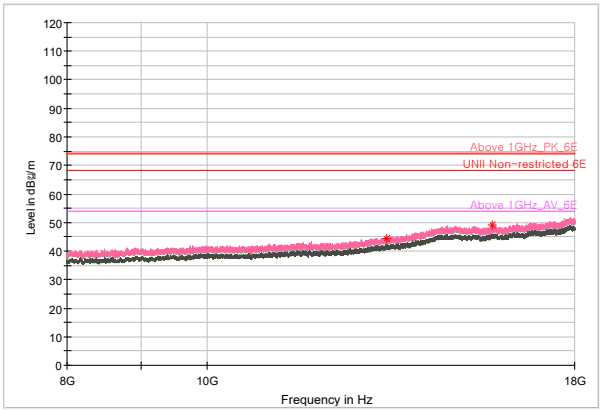

Frequency [MHz]	Peak Reading Value [dBuV]	Peak Result [dBuV/m]	AVG Reading Value [dBuV]	AVG Result [dBuV/m]	DCCF [dB]	Height [cm]	Pol [H/V]	Azimuth [deg]	Correction Factor [dB/m]	Peak Margin [dB]	Peak Limit [dBuV/m]	AVG Margin [dB]	AVG Limit [dBuV/m]
5 331.95	43.77	56.37	-	-	-	175	H	244	12.60	11.83	68.20	-	-
13 327.00	28.73	44.43	-	-	-	200	V	243	15.70	29.57	74.00	-	-
15 786.00	29.64	49.34	-	-	-	200	V	164	19.70	24.66	74.00	-	-

Remarks

1. Peak Result(dBµV/m) = Peak Reading Value(dBµV/m) + Correction Factor(dB)
2. Average Result(dBµV/m) = Average Reading Value(dBµV/m) + DCCF + Correction Factor(dB)
3. DCCF(Duty Cycle Correction Factor) = 10 x Log(1/Duty Cycle)
4. Correction Factor(dB) = Antenna Factor(dB/m) + Cable Factor(dB) – Pre-Amplifier Factor(dB)
5. Margin(dB) = (Peak/Average) Result (dBµV/m) – (Peak/Average) Limit (dBµV/m)

RSE_ANT 2_ 802.11ax(HE160)_HE0_Full_6985	
1 GHz - 8 GHz	8 GHz - 18 GHz
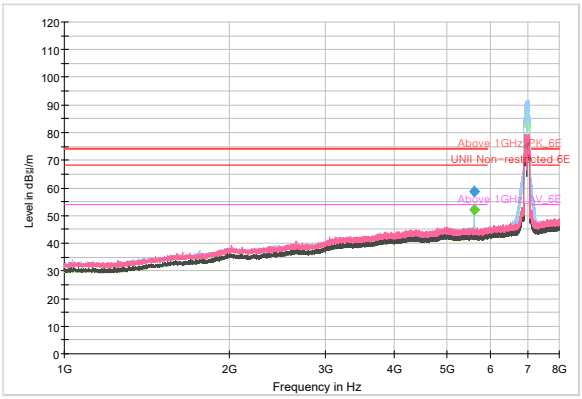	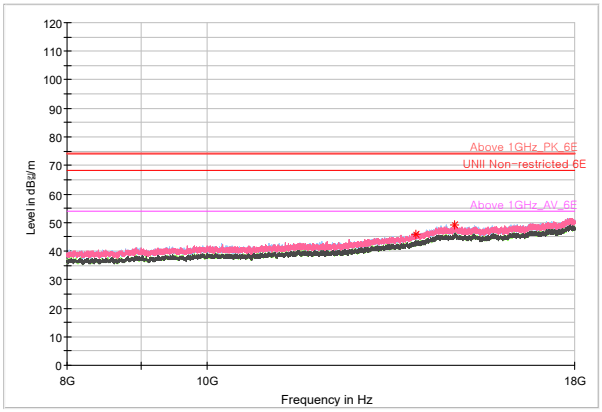

Frequency [MHz]	Peak Reading Value [dBuV]	Peak Result [dBuV/m]	AVG Reading Value [dBuV]	AVG Result [dBuV/m]	DCCF [dB]	Height [cm]	Pol [H/V]	Azimuth [deg]	Correction Factor [dB/m]	Peak Margin [dB]	Peak Limit [dBuV/m]	AVG Margin [dB]	AVG Limit [dBuV/m]
5 588.15	45.57	58.57	-	-	-	160	H	239	13.00	9.63	68.20	-	-
13 973.50	28.50	46.00	-	-	-	300	H	249	17.50	22.20	68.20	-	-
14 865.50	29.95	49.05	-	-	-	300	V	278	19.10	19.15	68.20	-	-

Remarks

1. Peak Result(dBµV/m) = Peak Reading Value(dBµV/m) + Correction Factor(dB)
2. Average Result(dBµV/m) = Average Reading Value(dBµV/m) + DCCF + Correction Factor(dB)
3. DCCF(Duty Cycle Correction Factor) = 10 x Log(1/Duty Cycle)
4. Correction Factor(dB) = Antenna Factor(dB/m) + Cable Factor(dB) – Pre-Amplifier Factor(dB)
5. Margin(dB) = (Peak/Average) Result (dBµV/m) – (Peak/Average) Limit (dBµV/m)

5 GHz UNII band (Above 18 GHz)

RSE_ANT 2_802.11a_6 Mbps_5260

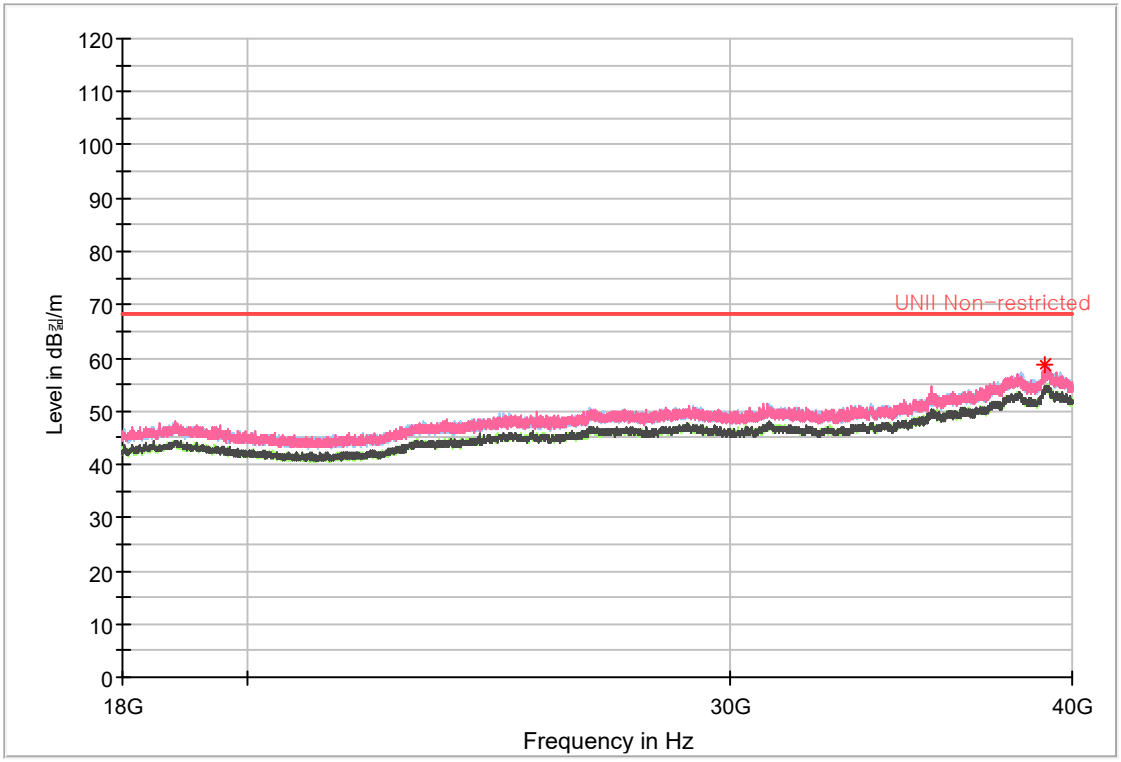

Frequency [MHz]	Peak Reading Value [dBuV]	Peak Result [dBuV/m]	AVG Reading Value [dBuV]	AVG Result [dBuV/m]	DCCF [dB]	Height [cm]	Pol [H/V]	Azimuth [deg]	Correction Factor [dB/m]	Peak Margin [dB]	Peak Limit [dBuV/m]	AVG Margin [dB]	AVG Limit [dBuV/m]
39 105.70	39.38	58.58	–	–	–	200	V	141	19.20	9.62	68.20	–	–

6 GHz UNII band (Above 18 GHz)

RSE_ANT 1_802.11ax(HE160)_HE0_Full_6025

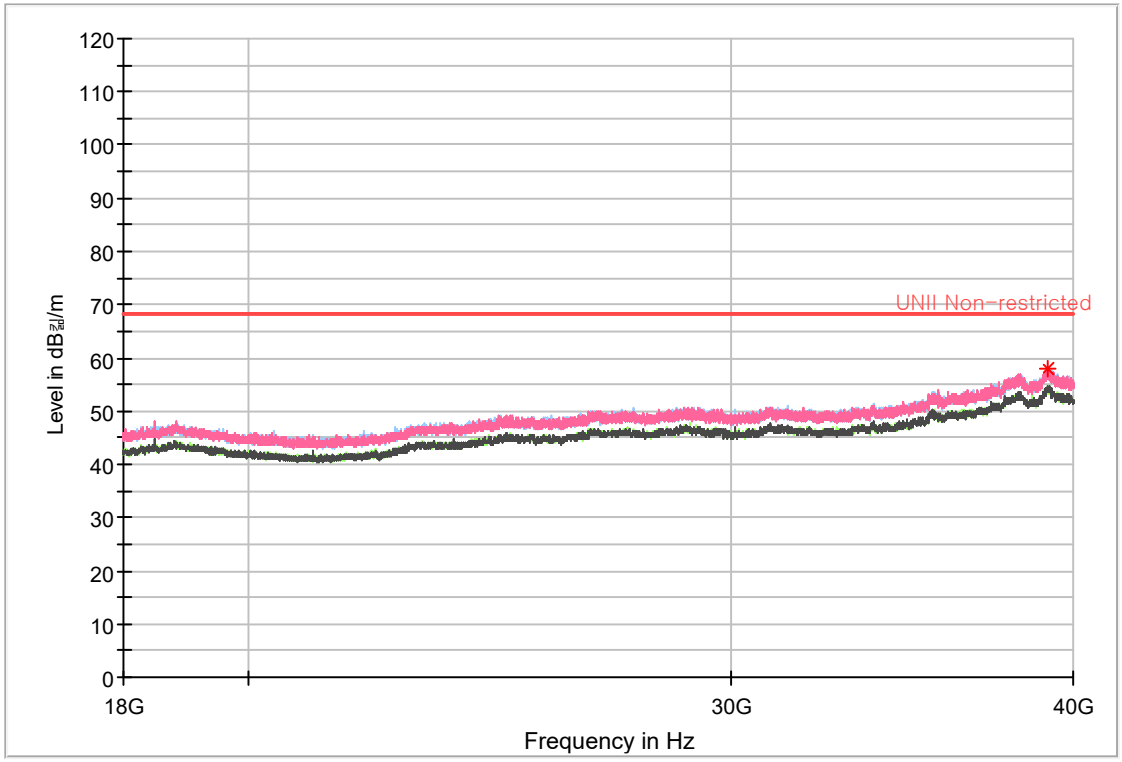

Frequency [MHz]	Peak Reading Value [dBuV]	Peak Result [dBuV/m]	AVG Reading Value [dBuV]	AVG Result [dBuV/m]	DCCF [dB]	Height [cm]	Pol [H/V]	Azimuth [deg]	Correction Factor [dB/m]	Peak Margin [dB]	Peak Limit [dBuV/m]	AVG Margin [dB]	AVG Limit [dBuV/m]
39 144.20	38.68	58.08	-	-	-	200	H	285	19.40	10.12	68.20	-	-

5 GHz UNII band (Restricted Band Edge)

Band Edge_ANT1_802.11n(HT20)_HT0_5180

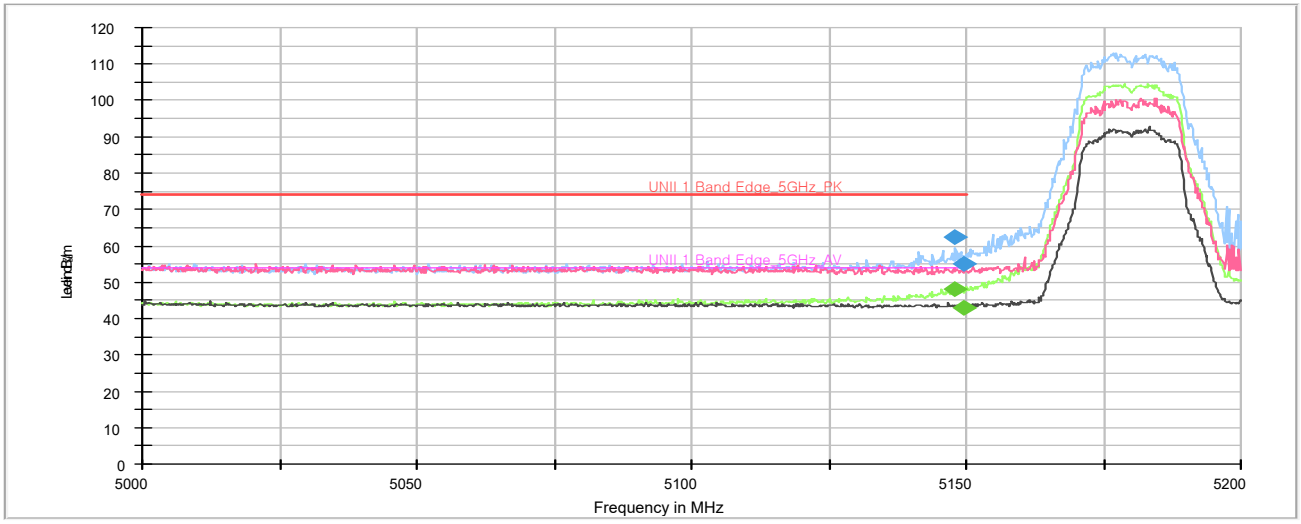

Frequency [MHz]	Peak Reading Value [dBuV]	Peak Result [dBuV/m]	AVG Reading Value [dBuV]	AVG Result [dBuV/m]	DCCF [dB]	Height [cm]	Pol [H/V]	Azimuth [deg]	Correction Factor [dB/m]	Peak Margin [dB]	Peak Limit [dBuV/m]	AVG Margin [dB]	AVG Limit [dBuV/m]
5 148.00	-	-	35.76	48.06	-	206	H	235	12.30	-	-	5.94	54.00
5 148.00	50.08	62.38	-	-	-	206	H	235	12.30	11.62	74.00	-	-
5 149.60	-	-	30.77	43.07	-	264	V	41	12.30	-	-	10.93	54.00
5 149.60	42.71	55.01	-	-	-	264	V	41	12.30	18.99	74.00	-	-

Remarks
1. Peak Result(dBµV/m) = Peak Reading Value(dBµV/m) + Correction Factor(dB)
2. Average Result(dBµV/m) = Average Reading Value(dBµV/m) + DCCF + Correction Factor(dB)
3. DCCF(Duty Cycle Correction Factor) = 10 x Log(1/Duty Cycle)
4. Correction Factor(dB) = Antenna Factor(dB/m) + Cable Factor(dB) – Pre-Amplifier Factor(dB)
5. Margin(dB) = (Peak/Average) Result (dBµV/m) – (Peak/Average) Limit (dBµV/m)

Band Edge_ANT1_802.11n(HT20)_HT0_5320

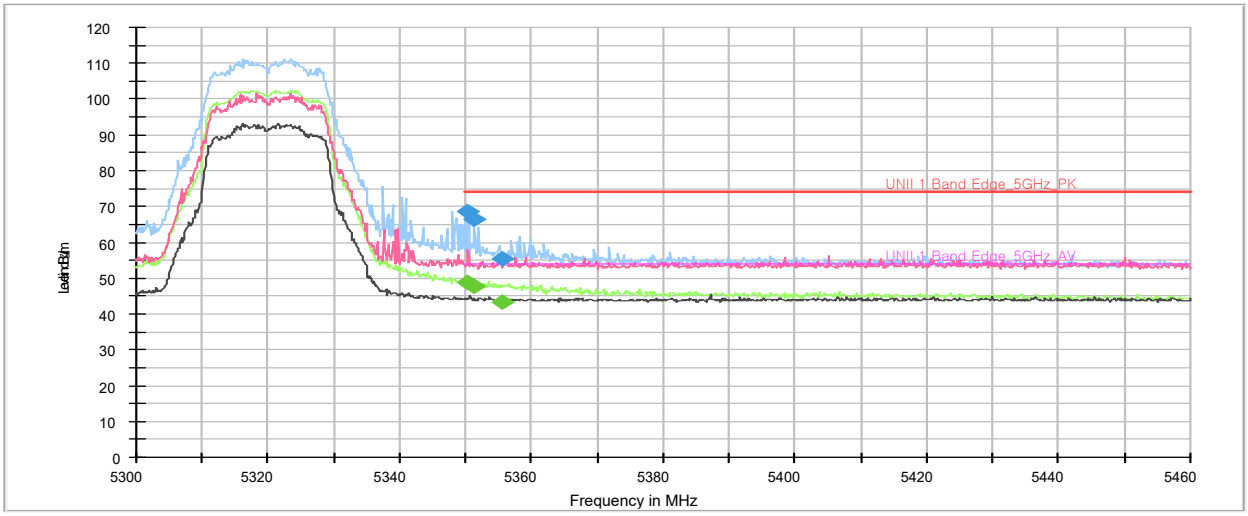

Frequency [MHz]	Peak Reading Value [dBuV]	Peak Result [dBuV/m]	AVG Reading Value [dBuV]	AVG Result [dBuV/m]	DCCF [dB]	Height [cm]	Pol [H/V]	Azimuth [deg]	Correction Factor [dB/m]	Peak Margin [dB]	Peak Limit [dBuV/m]	AVG Margin [dB]	AVG Limit [dBuV/m]
5 350.40	-	-	36.01	48.71	-	298	H	236	12.70	-	-	5.29	54.00
5 350.40	55.75	68.45	-	-	-	298	H	236	12.70	5.55	74.00	-	-
5 351.36	-	-	35.13	47.83	-	312	H	237	12.70	-	-	6.17	54.00
5 351.36	53.61	66.31	-	-	-	312	H	237	12.70	7.69	74.00	-	-
5 355.52	-	-	30.69	43.39	-	273	V	359	12.70	-	-	10.61	54.00
5 355.52	42.54	55.24	-	-	-	273	V	359	12.70	18.76	74.00	-	-

Remarks

1. Peak Result(dBµV/m) = Peak Reading Value(dBµV/m) + Correction Factor(dB)
2. Average Result(dBµV/m) = Average Reading Value(dBµV/m) + DCCF + Correction Factor(dB)
3. DCCF(Duty Cycle Correction Factor) = 10 x Log(1/Duty Cycle)
4. Correction Factor(dB) = Antenna Factor(dB/m) + Cable Factor(dB) – Pre-Amplifier Factor(dB)
5. Margin(dB) = (Peak/Average) Result (dBµV/m) – (Peak/Average) Limit (dBµV/m)

Band Edge_ANT1_802.11n(HT20)_HT0_5500

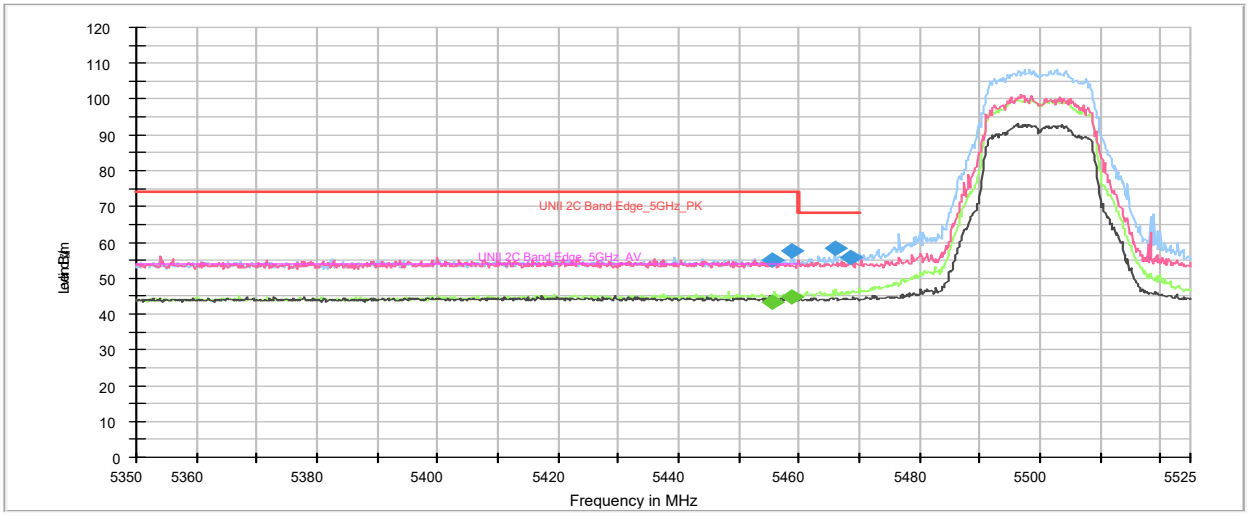

Frequency [MHz]	Peak Reading Value [dBuV]	Peak Result [dBuV/m]	AVG Reading Value [dBuV]	AVG Result [dBuV/m]	DCCF [dB]	Height [cm]	Pol [H/V]	Azimuth [deg]	Correction Factor [dB/m]	Peak Margin [dB]	Peak Limit [dBuV/m]	AVG Margin [dB]	AVG Limit [dBuV/m]
5 455.53	42.32	55.22	-	-	-	250	V	9	12.90	18.78	74.00	-	-
5 455.53	-	-	30.42	43.32	-	250	V	9	12.90	-	-	10.68	54.00
5 458.68	-	-	31.98	44.88	-	310	H	185	12.90	-	-	9.12	54.00
5 458.68	44.79	57.69	-	-	-	310	H	185	12.90	16.31	74.00	-	-
5 466.03	45.49	58.39	-	-	-	313	H	186	12.90	9.81	68.20	-	-
5 468.65	42.71	55.61	-	-	-	250	V	286	12.90	12.59	68.20	-	-

Remarks

1. Peak Result(dBµV/m) = Peak Reading Value(dBµV/m) + Correction Factor(dB)
2. Average Result(dBµV/m) = Average Reading Value(dBµV/m) + DCCF + Correction Factor(dB)
3. DCCF(Duty Cycle Correction Factor) = 10 x Log(1/Duty Cycle)
4. Correction Factor(dB) = Antenna Factor(dB/m) + Cable Factor(dB) – Pre-Amplifier Factor(dB)
5. Margin(dB) = (Peak/Average) Result (dBµV/m) – (Peak/Average) Limit (dBµV/m)

Band Edge_ANT1_802.11n(HT20)_HT0_5700

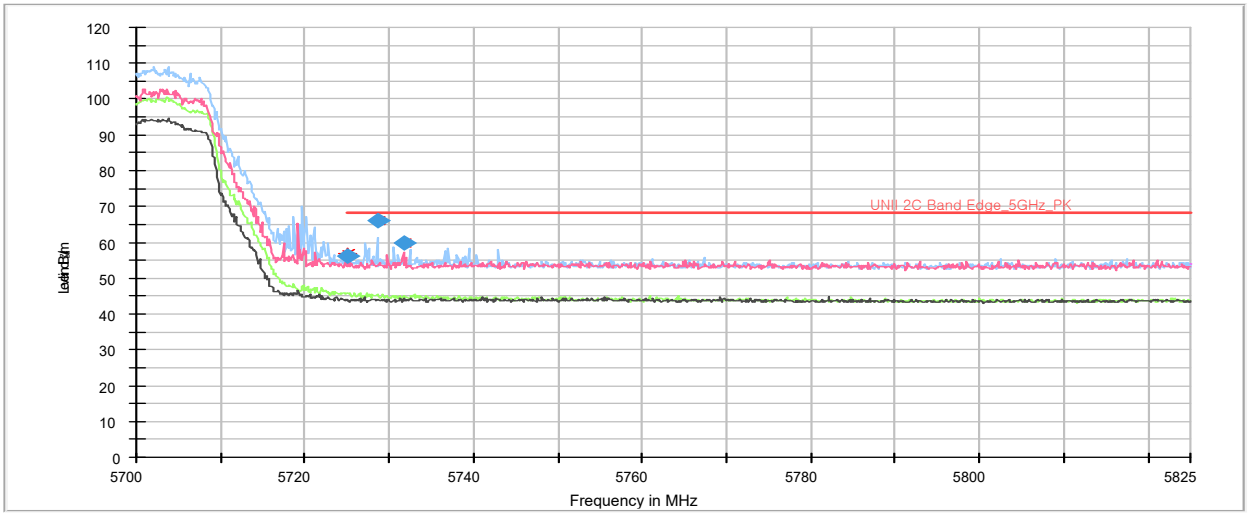

Frequency [MHz]	Peak Reading Value [dBuV]	Peak Result [dBuV/m]	AVG Reading Value [dBuV]	AVG Result [dBuV/m]	DCCF [dB]	Height [cm]	Pol [H/V]	Azimuth [deg]	Correction Factor [dB/m]	Peak Margin [dB]	Peak Limit [dBuV/m]	AVG Margin [dB]	AVG Limit [dBuV/m]
5 725.13	43.14	56.14	-	-	-	150	H	204	13.00	12.06	68.20	-	-
5 728.63	53.04	66.04	-	-	-	272	H	237	13.00	2.16	68.20	-	-
5 731.75	46.80	59.80	-	-	-	150	V	232	13.00	8.40	68.20	-	-

Remarks

1. Peak Result(dBμV/m) = Peak Reading Value(dBμV/m) + Correction Factor(dB)
2. Average Result(dBμV/m) = Average Reading Value(dBμV/m) + DCCF + Correction Factor(dB)
3. DCCF(Duty Cycle Correction Factor) = 10 x Log(1/Duty Cycle)
4. Correction Factor(dB) = Antenna Factor(dB/m) + Cable Factor(dB) – Pre-Amplifier Factor(dB)
5. Margin(dB) = (Peak/Average) Result (dBμV/m) – (Peak/Average) Limit (dBμV/m)

Band Edge_ANT1_802.11n(HT20)_HT0_5745

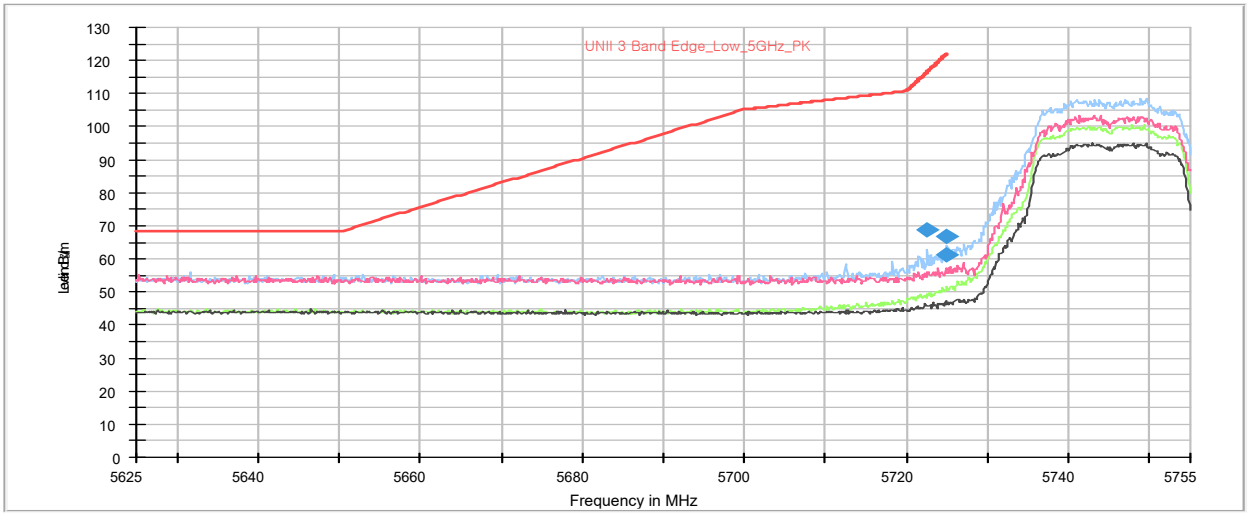

Frequency [MHz]	Peak Reading Value [dBuV]	Peak Result [dBuV/m]	AVG Reading Value [dBuV]	AVG Result [dBuV/m]	DCCF [dB]	Height [cm]	Pol [H/V]	Azimuth [deg]	Correction Factor [dB/m]	Peak Margin [dB]	Peak Limit [dBuV/m]	AVG Margin [dB]	AVG Limit [dBuV/m]
5 722.63	55.92	68.92	-	-	-	157	H	232	13.00	47.88	116.80	-	-
5 724.84	48.42	61.42	-	-	-	172	V	204	13.00	60.42	121.84	-	-
5 724.97	53.80	66.80	-	-	-	172	H	227	13.00	55.33	122.13	-	-

Remarks

1. Peak Result(dBμV/m) = Peak Reading Value(dBμV/m) + Correction Factor(dB)
2. Average Result(dBμV/m) = Average Reading Value(dBμV/m) + DCCF + Correction Factor(dB)
3. DCCF(Duty Cycle Correction Factor) = 10 x Log(1/Duty Cycle)
4. Correction Factor(dB) = Antenna Factor(dB/m) + Cable Factor(dB) – Pre-Amplifier Factor(dB)
5. Margin(dB) = (Peak/Average) Result (dBμV/m) – (Peak/Average) Limit (dBμV/m)

Band Edge_ANT1_802.11n(HT20)_HT0_5825

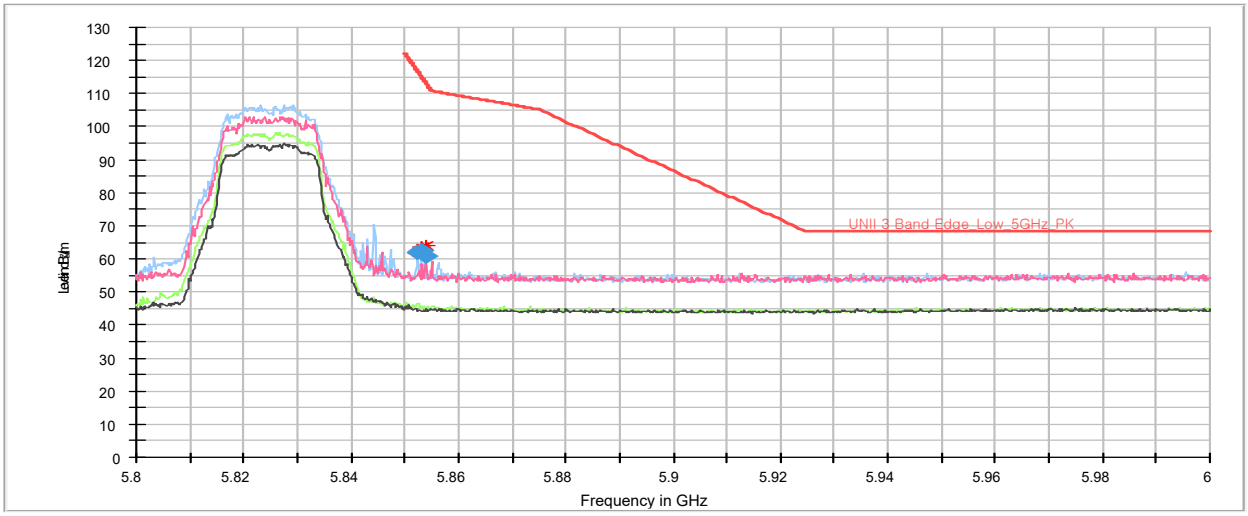

Frequency [MHz]	Peak Reading Value [dBuV]	Peak Result [dBuV/m]	AVG Reading Value [dBuV]	AVG Result [dBuV/m]	DCCF [dB]	Height [cm]	Pol [H/V]	Azimuth [deg]	Correction Factor [dB/m]	Peak Margin [dB]	Peak Limit [dBuV/m]	AVG Margin [dB]	AVG Limit [dBuV/m]
5 852.40	48.45	61.85	-	-	-	264	H	229	13.40	54.88	116.73	-	-
5 853.20	48.93	62.43	-	-	-	163	V	206	13.50	52.47	114.90	-	-
5 853.80	47.19	60.69	-	-	-	178	H	227	13.50	52.85	113.54	-	-

Remarks

1. Peak Result(dBμV/m) = Peak Reading Value(dBμV/m) + Correction Factor(dB)
2. Average Result(dBμV/m) = Average Reading Value(dBμV/m) + DCCF + Correction Factor(dB)
3. DCCF(Duty Cycle Correction Factor) = 10 x Log(1/Duty Cycle)
4. Correction Factor(dB) = Antenna Factor(dB/m) + Cable Factor(dB) – Pre-Amplifier Factor(dB)
5. Margin(dB) = (Peak/Average) Result (dBμV/m) – (Peak/Average) Limit (dBμV/m)

Band Edge_ANT2_802.11n(HT20)_HT0_5180

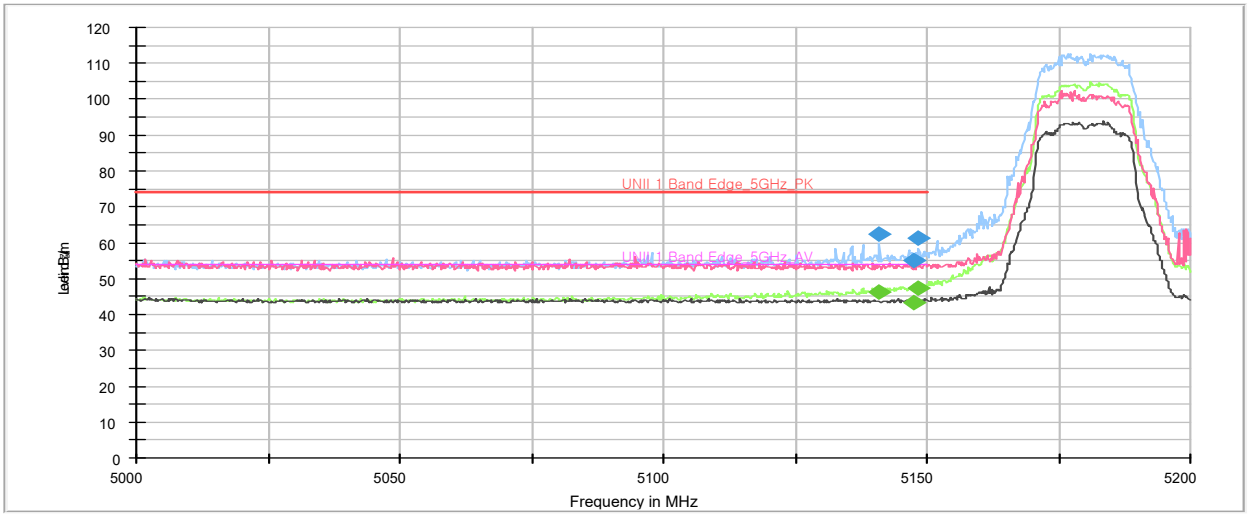

Frequency [MHz]	Peak Reading Value [dBuV]	Peak Result [dBuV/m]	AVG Reading Value [dBuV]	AVG Result [dBuV/m]	DCCF [dB]	Height [cm]	Pol [H/V]	Azimuth [deg]	Correction Factor [dB/m]	Peak Margin [dB]	Peak Limit [dBuV/m]	AVG Margin [dB]	AVG Limit [dBuV/m]
5 141.00	49.95	62.25	-	-	-	150	H	201	12.30	11.75	74.00	-	-
5 141.00	-	-	34.03	46.33	-	150	H	201	12.30	-	-	7.67	54.00
5 147.60	42.71	55.01	-	-	-	210	V	317	12.30	18.99	74.00	-	-
5 147.60	-	-	31.14	43.44	-	210	V	317	12.30	-	-	10.56	54.00
5 148.40	-	-	35.04	47.34	-	205	H	200	12.30	-	-	6.66	54.00
5 148.40	48.84	61.14	-	-	-	205	H	200	12.30	12.86	74.00	-	-

Remarks

1. Peak Result(dBµV/m) = Peak Reading Value(dBµV/m) + Correction Factor(dB)
2. Average Result(dBµV/m) = Average Reading Value(dBµV/m) + DCCF + Correction Factor(dB)
3. DCCF(Duty Cycle Correction Factor) = 10 x Log(1/Duty Cycle)
4. Correction Factor(dB) = Antenna Factor(dB/m) + Cable Factor(dB) – Pre-Amplifier Factor(dB)
5. Margin(dB) = (Peak/Average) Result (dBµV/m) – (Peak/Average) Limit (dBµV/m)

Band Edge_ANT2_802.11n(HT20)_HT0_5320

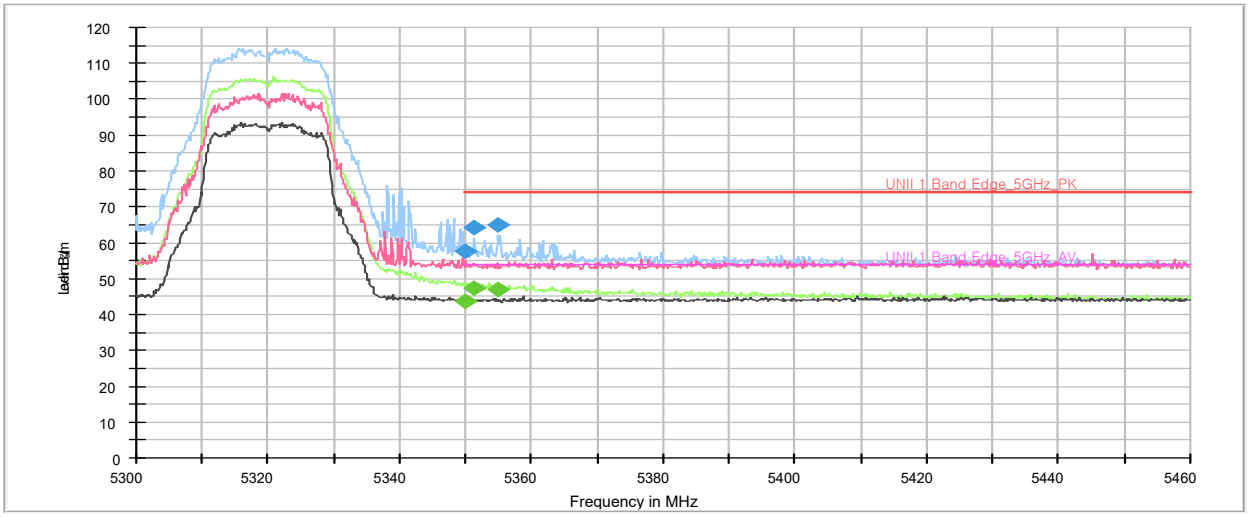

Frequency [MHz]	Peak Reading Value [dBuV]	Peak Result [dBuV/m]	AVG Reading Value [dBuV]	AVG Result [dBuV/m]	DCCF [dB]	Height [cm]	Pol [H/V]	Azimuth [deg]	Correction Factor [dB/m]	Peak Margin [dB]	Peak Limit [dBuV/m]	AVG Margin [dB]	AVG Limit [dBuV/m]
5 350.08	-	-	30.96	43.66	-	350	V	210	12.70	-	-	10.34	54.00
5 350.08	44.74	57.44	-	-	-	350	V	210	12.70	16.56	74.00	-	-
5 351.36	51.36	64.06	-	-	-	183	H	248	12.70	9.94	74.00	-	-
5 351.36	-	-	34.80	47.50	-	183	H	248	12.70	-	-	6.50	54.00
5 354.88	52.13	64.83	-	-	-	182	H	247	12.70	9.17	74.00	-	-
5 354.88	-	-	34.44	47.14	-	182	H	247	12.70	-	-	6.86	54.00

Remarks

1. Peak Result(dBμV/m) = Peak Reading Value(dBμV/m) + Correction Factor(dB)
2. Average Result(dBμV/m) = Average Reading Value(dBμV/m) + DCCF + Correction Factor(dB)
3. DCCF(Duty Cycle Correction Factor) = 10 x Log(1/Duty Cycle)
4. Correction Factor(dB) = Antenna Factor(dB/m) + Cable Factor(dB) – Pre-Amplifier Factor(dB)
5. Margin(dB) = (Peak/Average) Result (dBμV/m) – (Peak/Average) Limit (dBμV/m)

Band Edge_ANT2_802.11n(HT20)_HT0_5500

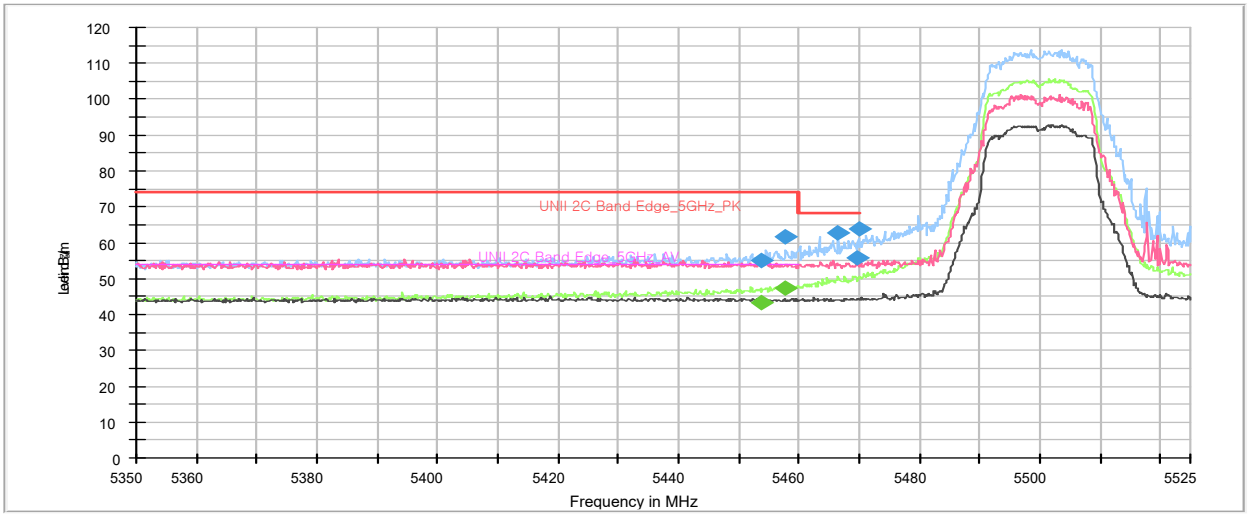

Frequency [MHz]	Peak Reading Value [dBuV]	Peak Result [dBuV/m]	AVG Reading Value [dBuV]	AVG Result [dBuV/m]	DCCF [dB]	Height [cm]	Pol [H/V]	Azimuth [deg]	Correction Factor [dB/m]	Peak Margin [dB]	Peak Limit [dBuV/m]	AVG Margin [dB]	AVG Limit [dBuV/m]
5 453.95	42.23	55.13	-	-	-	222	V	62	12.90	18.87	74.00	-	-
5 453.95	-	-	30.46	43.36	-	222	V	62	12.90	-	-	10.64	54.00
5 457.80	48.60	61.50	-	-	-	172	H	240	12.90	12.50	74.00	-	-
5 457.80	-	-	34.45	47.35	-	172	H	240	12.90	-	-	6.65	54.00
5 466.55	49.78	62.68	-	-	-	172	H	236	12.90	5.52	68.20	-	-
5 469.53	42.80	55.70	-	-	-	202	V	216	12.90	12.50	68.20	-	-
5 469.88	51.13	64.03	-	-	-	184	H	238	12.90	4.17	68.20	-	-

Remarks

1. Peak Result(dBμV/m) = Peak Reading Value(dBμV/m) + Correction Factor(dB)
2. Average Result(dBμV/m) = Average Reading Value(dBμV/m) + DCCF + Correction Factor(dB)
3. DCCF(Duty Cycle Correction Factor) = 10 x Log(1/Duty Cycle)
4. Correction Factor(dB) = Antenna Factor(dB/m) + Cable Factor(dB) – Pre-Amplifier Factor(dB)
5. Margin(dB) = (Peak/Average) Result (dBμV/m) – (Peak/Average) Limit (dBμV/m)

Band Edge_ANT2_802.11n(HT20)_HT0_5700

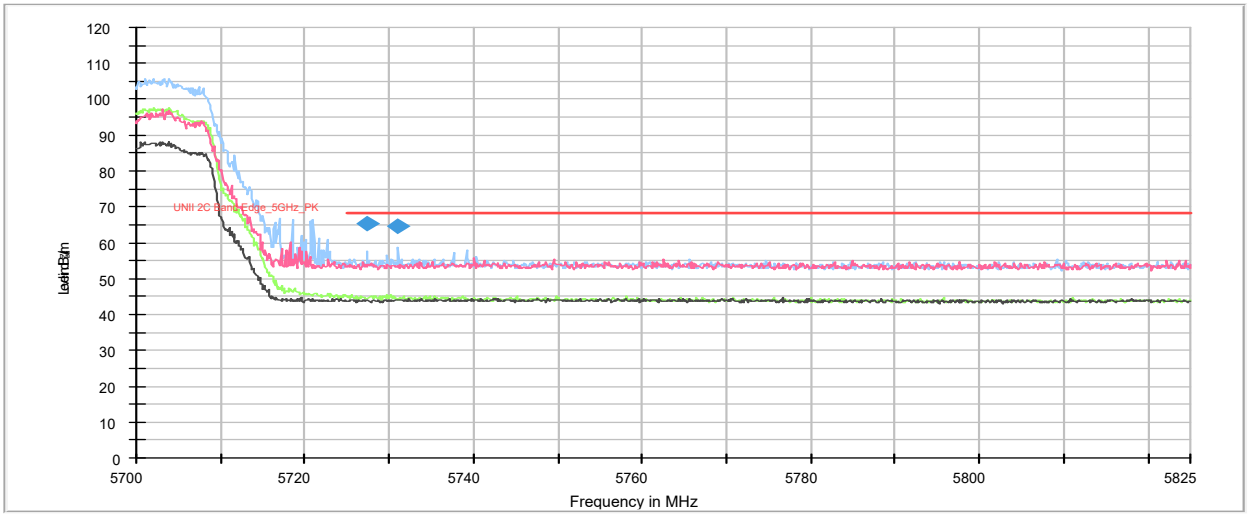

Frequency [MHz]	Peak Reading Value [dBuV]	Peak Result [dBuV/m]	AVG Reading Value [dBuV]	AVG Result [dBuV/m]	DCCF [dB]	Height [cm]	Pol [H/V]	Azimuth [deg]	Correction Factor [dB/m]	Peak Margin [dB]	Peak Limit [dBuV/m]	AVG Margin [dB]	AVG Limit [dBuV/m]
5 727.38	52.30	65.30	-	-	-	159	H	201	13.00	2.90	68.20	-	-
5 731.00	51.62	64.62	-	-	-	157	H	249	13.00	3.58	68.20	-	-

Remarks

1. Peak Result(dBµV/m) = Peak Reading Value(dBµV/m) + Correction Factor(dB)
2. Average Result(dBµV/m) = Average Reading Value(dBµV/m) + DCCF + Correction Factor(dB)
3. DCCF(Duty Cycle Correction Factor) = 10 x Log(1/Duty Cycle)
4. Correction Factor(dB) = Antenna Factor(dB/m) + Cable Factor(dB) – Pre-Amplifier Factor(dB)
5. Margin(dB) = (Peak/Average) Result (dBµV/m) – (Peak/Average) Limit (dBµV/m)

Band Edge_ANT2_802.11n(HT20)_HT0_5745

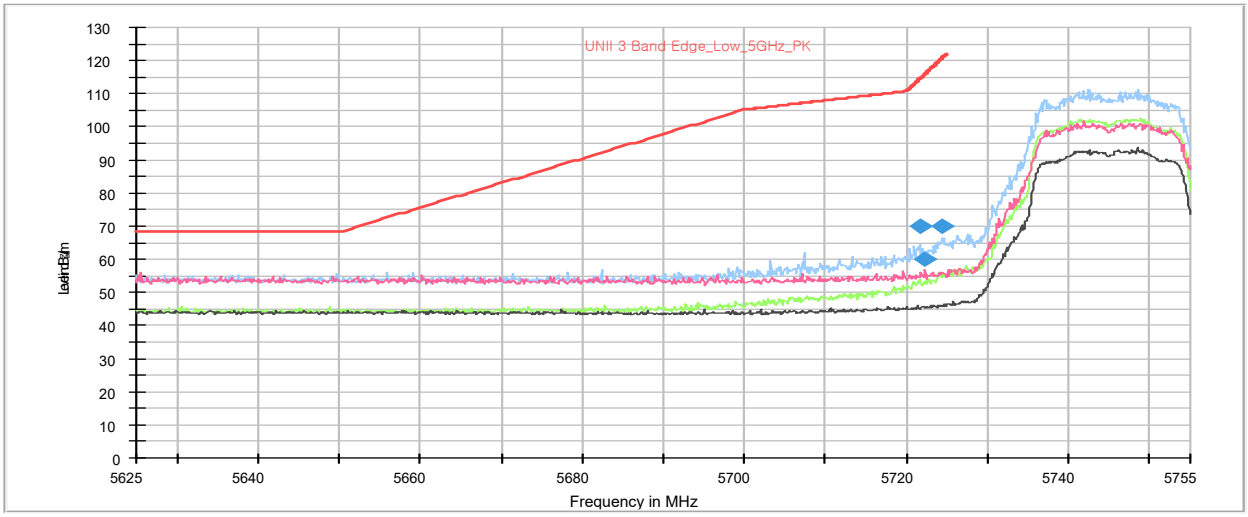

Frequency [MHz]	Peak Reading Value [dBuV]	Peak Result [dBuV/m]	AVG Reading Value [dBuV]	AVG Result [dBuV/m]	DCCF [dB]	Height [cm]	Pol [H/V]	Azimuth [deg]	Correction Factor [dB/m]	Peak Margin [dB]	Peak Limit [dBuV/m]	AVG Margin [dB]	AVG Limit [dBuV/m]
5 721.59	56.99	69.99	-	-	-	172	H	233	13.00	44.44	114.43	-	-
5 722.24	46.86	59.86	-	-	-	150	V	222	13.00	56.05	115.91	-	-
5 724.45	57.04	70.04	-	-	-	150	H	233	13.00	50.91	120.95	-	-

Remarks

1. Peak Result(dBμV/m) = Peak Reading Value(dBμV/m) + Correction Factor(dB)
2. Average Result(dBμV/m) = Average Reading Value(dBμV/m) + DCCF + Correction Factor(dB)
3. DCCF(Duty Cycle Correction Factor) = 10 x Log(1/Duty Cycle)
4. Correction Factor(dB) = Antenna Factor(dB/m) + Cable Factor(dB) – Pre-Amplifier Factor(dB)
5. Margin(dB) = (Peak/Average) Result (dBμV/m) – (Peak/Average) Limit (dBμV/m)

Band Edge_ANT2_802.11n(HT20)_HT0_5825

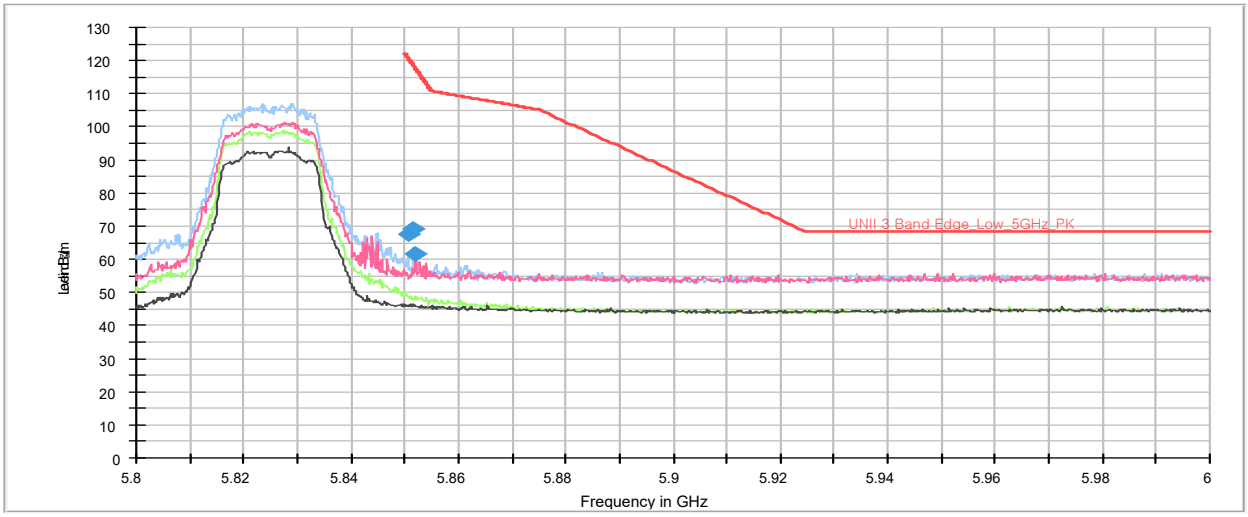

Frequency [MHz]	Peak Reading Value [dBuV]	Peak Result [dBuV/m]	AVG Reading Value [dBuV]	AVG Result [dBuV/m]	DCCF [dB]	Height [cm]	Pol [H/V]	Azimuth [deg]	Correction Factor [dB/m]	Peak Margin [dB]	Peak Limit [dBuV/m]	AVG Margin [dB]	AVG Limit [dBuV/m]
5 850.60	54.10	67.50	-	-	-	151	H	228	13.40	53.33	120.83	-	-
5 851.60	55.97	69.37	-	-	-	167	H	227	13.40	49.18	118.55	-	-
5 852.00	48.30	61.70	-	-	-	298	V	352	13.40	55.94	117.64	-	-

Remarks

1. Peak Result(dBμV/m) = Peak Reading Value(dBμV/m) + Correction Factor(dB)
2. Average Result(dBμV/m) = Average Reading Value(dBμV/m) + DCCF + Correction Factor(dB)
3. DCCF(Duty Cycle Correction Factor) = 10 x Log(1/Duty Cycle)
4. Correction Factor(dB) = Antenna Factor(dB/m) + Cable Factor(dB) – Pre-Amplifier Factor(dB)
5. Margin(dB) = (Peak/Average) Result (dBμV/m) – (Peak/Average) Limit (dBμV/m)

Band Edge_MIMO_802.11n(HT20)_HT8_5180

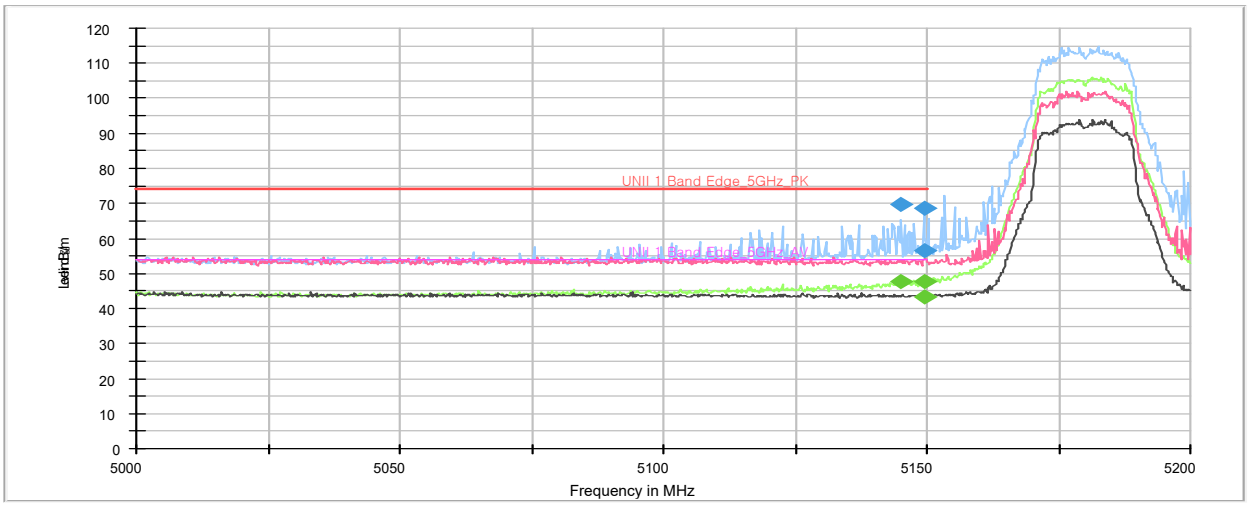

Frequency [MHz]	Peak Reading Value [dBuV]	Peak Result [dBuV/m]	AVG Reading Value [dBuV]	AVG Result [dBuV/m]	DCCF [dB]	Height [cm]	Pol [H/V]	Azimuth [deg]	Correction Factor [dB/m]	Peak Margin [dB]	Peak Limit [dBuV/m]	AVG Margin [dB]	AVG Limit [dBuV/m]
5 145.20	57.39	69.69	-	-	-	208	H	232	12.30	4.31	74.00	-	-
5 145.20	-	-	35.44	47.74	-	208	H	232	12.30	-	-	6.26	54.00
5 149.40	56.17	68.47	-	-	-	211	H	230	12.30	5.53	74.00	-	-
5 149.40	-	-	35.56	47.86	-	211	H	230	12.30	-	-	6.14	54.00
5 149.60	-	-	30.85	43.15	-	246	V	103	12.30	-	-	10.85	54.00
5 149.60	44.10	56.40	-	-	-	246	V	103	12.30	17.60	74.00	-	-

Remarks

1. Peak Result(dBμV/m) = Peak Reading Value(dBμV/m) + Correction Factor(dB)
2. Average Result(dBμV/m) = Average Reading Value(dBμV/m) + DCCF + Correction Factor(dB)
3. DCCF(Duty Cycle Correction Factor) = 10 x Log(1/Duty Cycle)
4. Correction Factor(dB) = Antenna Factor(dB/m) + Cable Factor(dB) – Pre-Amplifier Factor(dB)
5. Margin(dB) = (Peak/Average) Result (dBμV/m) – (Peak/Average) Limit (dBμV/m)

Band Edge_MIMO_802.11n(HT20)_HT8_5320

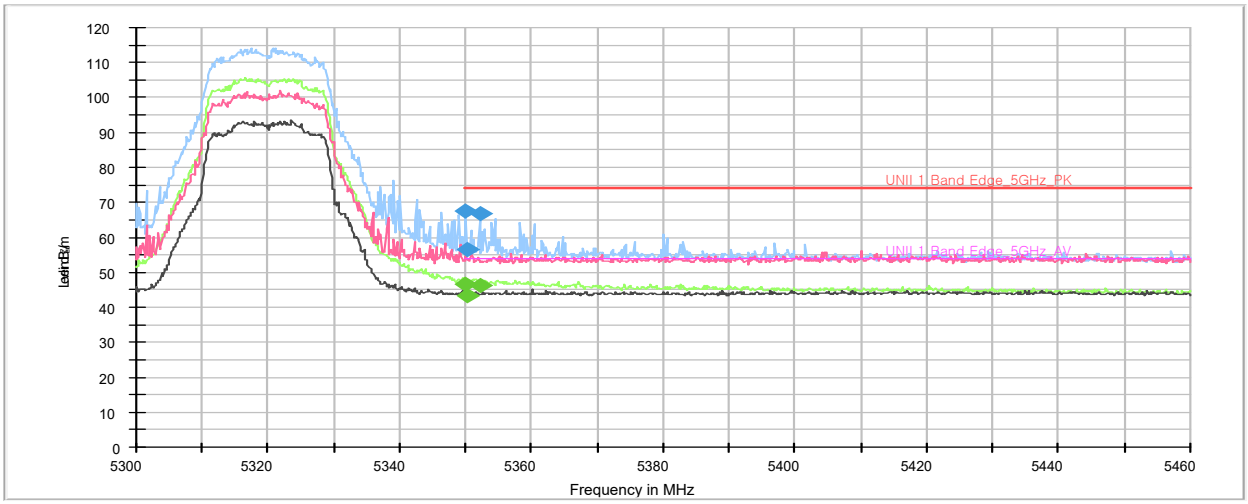

Frequency [MHz]	Peak Reading Value [dBuV]	Peak Result [dBuV/m]	AVG Reading Value [dBuV]	AVG Result [dBuV/m]	DCCF [dB]	Height [cm]	Pol [H/V]	Azimuth [deg]	Correction Factor [dB/m]	Peak Margin [dB]	Peak Limit [dBuV/m]	AVG Margin [dB]	AVG Limit [dBuV/m]
5 350.08	54.83	67.53	–	–	–	207	H	186	12.70	6.47	74.00	–	–
5 350.08	–	–	33.84	46.54	–	207	H	186	12.70	–	–	7.46	54.00
5 350.24	43.77	56.47	–	–	–	250	V	68	12.70	17.53	74.00	–	–
5 350.24	–	–	30.60	43.30	–	250	V	68	12.70	–	–	10.70	54.00
5 352.16	–	–	33.60	46.30	–	299	H	235	12.70	–	–	7.70	54.00
5 352.16	53.92	66.62	–	–	–	299	H	235	12.70	7.38	74.00	–	–

Remarks

1. Peak Result(dBμV/m) = Peak Reading Value(dBμV/m) + Correction Factor(dB)
2. Average Result(dBμV/m) = Average Reading Value(dBμV/m) + DCCF + Correction Factor(dB)
3. DCCF(Duty Cycle Correction Factor) = 10 x Log(1/Duty Cycle)
4. Correction Factor(dB) = Antenna Factor(dB/m) + Cable Factor(dB) – Pre-Amplifier Factor(dB)
5. Margin(dB) = (Peak/Average) Result (dBμV/m) – (Peak/Average) Limit (dBμV/m)

Band Edge_MIMO_802.11n(HT20)_HT8_5500

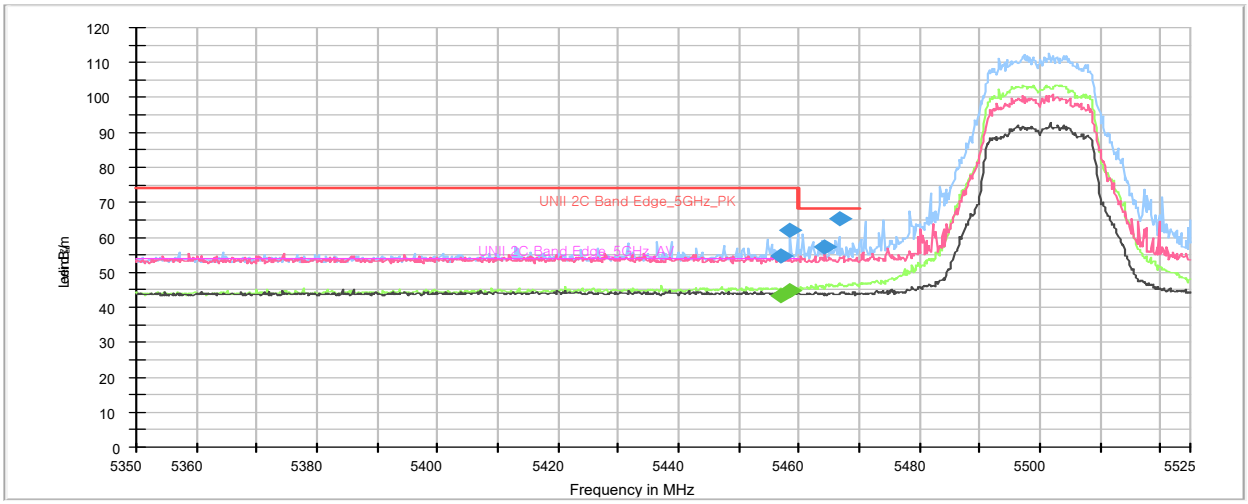

Frequency [MHz]	Peak Reading Value [dBuV]	Peak Result [dBuV/m]	AVG Reading Value [dBuV]	AVG Result [dBuV/m]	DCCF [dB]	Height [cm]	Pol [H/V]	Azimuth [deg]	Correction Factor [dB/m]	Peak Margin [dB]	Peak Limit [dBuV/m]	AVG Margin [dB]	AVG Limit [dBuV/m]
5 456.93	41.93	54.83	-	-	-	150	V	167	12.90	19.17	74.00	-	-
5 456.93	-	-	30.28	43.18	-	150	V	167	12.90	-	-	10.82	54.00
5 458.50	-	-	32.00	44.90	-	325	H	246	12.90	-	-	9.10	54.00
5 458.50	48.99	61.89	-	-	-	325	H	246	12.90	12.11	74.00	-	-
5 464.28	44.25	57.15	-	-	-	284	V	332	12.90	11.05	68.20	-	-
5 466.73	52.28	65.18	-	-	-	286	H	238	12.90	3.02	68.20	-	-

Remarks
1. Peak Result(dBµV/m) = Peak Reading Value(dBµV/m) + Correction Factor(dB)
2. Average Result(dBµV/m) = Average Reading Value(dBµV/m) + DCCF + Correction Factor(dB)
3. DCCF(Duty Cycle Correction Factor) = 10 x Log(1/Duty Cycle)
4. Correction Factor(dB) = Antenna Factor(dB/m) + Cable Factor(dB) – Pre-Amplifier Factor(dB)
5. Margin(dB) = (Peak/Average) Result (dBµV/m) – (Peak/Average) Limit (dBµV/m)

Band Edge_MIMO_802.11n(HT20)_HT8_5700

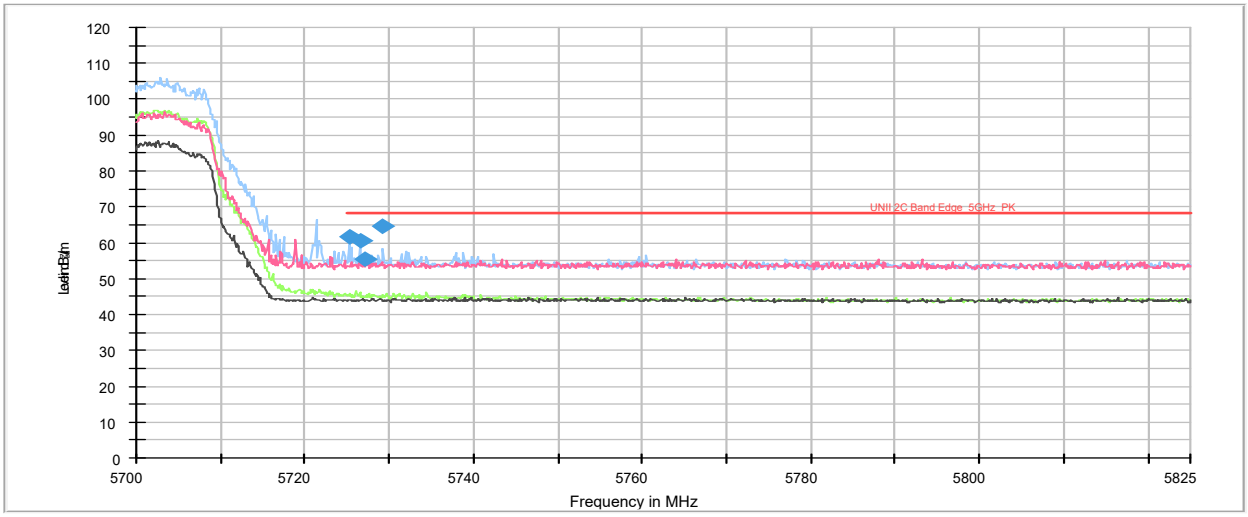

Frequency [MHz]	Peak Reading Value [dBuV]	Peak Result [dBuV/m]	AVG Reading Value [dBuV]	AVG Result [dBuV/m]	DCCF [dB]	Height [cm]	Pol [H/V]	Azimuth [deg]	Correction Factor [dB/m]	Peak Margin [dB]	Peak Limit [dBuV/m]	AVG Margin [dB]	AVG Limit [dBuV/m]
5 725.25	48.49	61.49	-	-	-	274	H	184	13.00	6.71	68.20	-	-
5 726.50	47.37	60.37	-	-	-	150	H	203	13.00	7.83	68.20	-	-
5 727.13	42.51	55.51	-	-	-	186	V	321	13.00	12.69	68.20	-	-
5 729.25	51.63	64.63	-	-	-	264	H	249	13.00	3.57	68.20	-	-

Remarks

1. Peak Result(dBμV/m) = Peak Reading Value(dBμV/m) + Correction Factor(dB)
2. Average Result(dBμV/m) = Average Reading Value(dBμV/m) + DCCF + Correction Factor(dB)
3. DCCF(Duty Cycle Correction Factor) = 10 x Log(1/Duty Cycle)
4. Correction Factor(dB) = Antenna Factor(dB/m) + Cable Factor(dB) – Pre-Amplifier Factor(dB)
5. Margin(dB) = (Peak/Average) Result (dBμV/m) – (Peak/Average) Limit (dBμV/m)

Band Edge_MIMO_802.11n(HT20)_HT8_5745

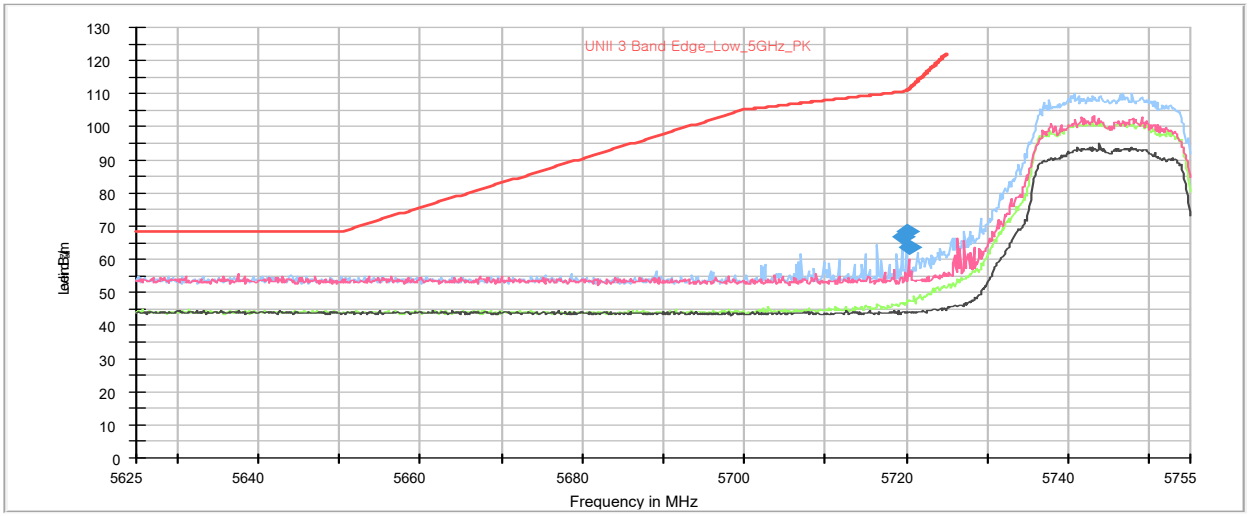

Frequency [MHz]	Peak Reading Value [dBuV]	Peak Result [dBuV/m]	AVG Reading Value [dBuV]	AVG Result [dBuV/m]	DCCF [dB]	Height [cm]	Pol [H/V]	Azimuth [deg]	Correction Factor [dB/m]	Peak Margin [dB]	Peak Limit [dBuV/m]	AVG Margin [dB]	AVG Limit [dBuV/m]
5 719.51	53.60	66.60	-	-	-	150	H	229	13.00	44.06	110.66	-	-
5 720.03	55.25	68.25	-	-	-	150	H	232	13.00	42.62	110.87	-	-
5 720.29	50.43	63.43	-	-	-	151	V	217	13.00	48.03	111.46	-	-

Remarks

1. Peak Result(dBμV/m) = Peak Reading Value(dBμV/m) + Correction Factor(dB)
2. Average Result(dBμV/m) = Average Reading Value(dBμV/m) + DCCF + Correction Factor(dB)
3. DCCF(Duty Cycle Correction Factor) = 10 x Log(1/Duty Cycle)
4. Correction Factor(dB) = Antenna Factor(dB/m) + Cable Factor(dB) – Pre-Amplifier Factor(dB)
5. Margin(dB) = (Peak/Average) Result (dBμV/m) – (Peak/Average) Limit (dBμV/m)

Band Edge_MIMO_802.11n(HT20)_HT8_5825

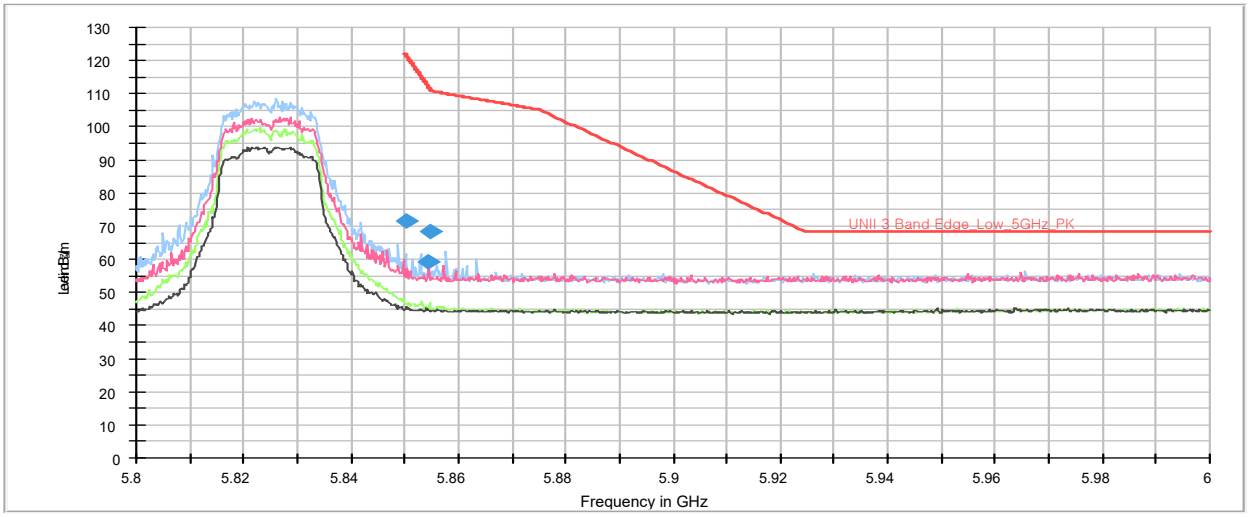

Frequency [MHz]	Peak Reading Value [dBuV]	Peak Result [dBuV/m]	AVG Reading Value [dBuV]	AVG Result [dBuV/m]	DCCF [dB]	Height [cm]	Pol [H/V]	Azimuth [deg]	Correction Factor [dB/m]	Peak Margin [dB]	Peak Limit [dBuV/m]	AVG Margin [dB]	AVG Limit [dBuV/m]
5 850.20	58.11	71.51	-	-	-	250	H	234	13.40	50.23	121.74	-	-
5 854.40	45.71	59.21	-	-	-	200	V	359	13.50	52.96	112.17	-	-
5 854.60	54.87	68.37	-	-	-	172	H	227	13.50	43.34	111.71	-	-

Remarks

1. Peak Result(dBμV/m) = Peak Reading Value(dBμV/m) + Correction Factor(dB)
2. Average Result(dBμV/m) = Average Reading Value(dBμV/m) + DCCF + Correction Factor(dB)
3. DCCF(Duty Cycle Correction Factor) = 10 x Log(1/Duty Cycle)
4. Correction Factor(dB) = Antenna Factor(dB/m) + Cable Factor(dB) – Pre-Amplifier Factor(dB)
5. Margin(dB) = (Peak/Average) Result (dBμV/m) – (Peak/Average) Limit (dBμV/m)

Band Edge_ANT1_802.11n(HT40)_HT0_5190

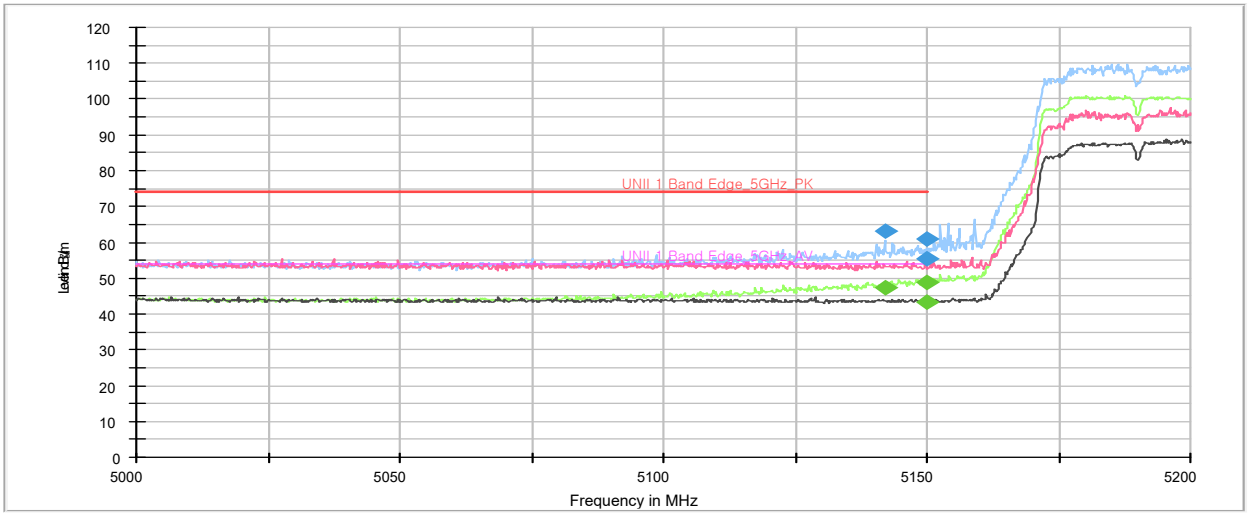

Frequency [MHz]	Peak Reading Value [dBuV]	Peak Result [dBuV/m]	AVG Reading Value [dBuV]	AVG Result [dBuV/m]	DCCF [dB]	Height [cm]	Pol [H/V]	Azimuth [deg]	Correction Factor [dB/m]	Peak Margin [dB]	Peak Limit [dBuV/m]	AVG Margin [dB]	AVG Limit [dBuV/m]
5 142.00	-	-	35.16	47.46	-	208	H	207	12.30	-	-	6.54	54.00
5 142.00	50.85	63.15	-	-	-	208	H	207	12.30	10.85	74.00	-	-
5 149.80	43.02	55.32	-	-	-	284	V	71	12.30	18.68	74.00	-	-
5 149.80	-	-	30.95	43.25	-	284	V	71	12.30	-	-	10.75	54.00
5 150.00	48.53	60.83	-	-	-	212	H	247	12.30	13.17	74.00	-	-
5 150.00	-	-	36.42	48.72	-	212	H	247	12.30	-	-	5.28	54.00

Remarks

1. Peak Result(dBµV/m) = Peak Reading Value(dBµV/m) + Correction Factor(dB)
2. Average Result(dBµV/m) = Average Reading Value(dBµV/m) + DCCF + Correction Factor(dB)
3. DCCF(Duty Cycle Correction Factor) = 10 x Log(1/Duty Cycle)
4. Correction Factor(dB) = Antenna Factor(dB/m) + Cable Factor(dB) – Pre-Amplifier Factor(dB)
5. Margin(dB) = (Peak/Average) Result (dBµV/m) – (Peak/Average) Limit (dBµV/m)

Band Edge_ANT1_802.11n(HT40)_HT0_5310

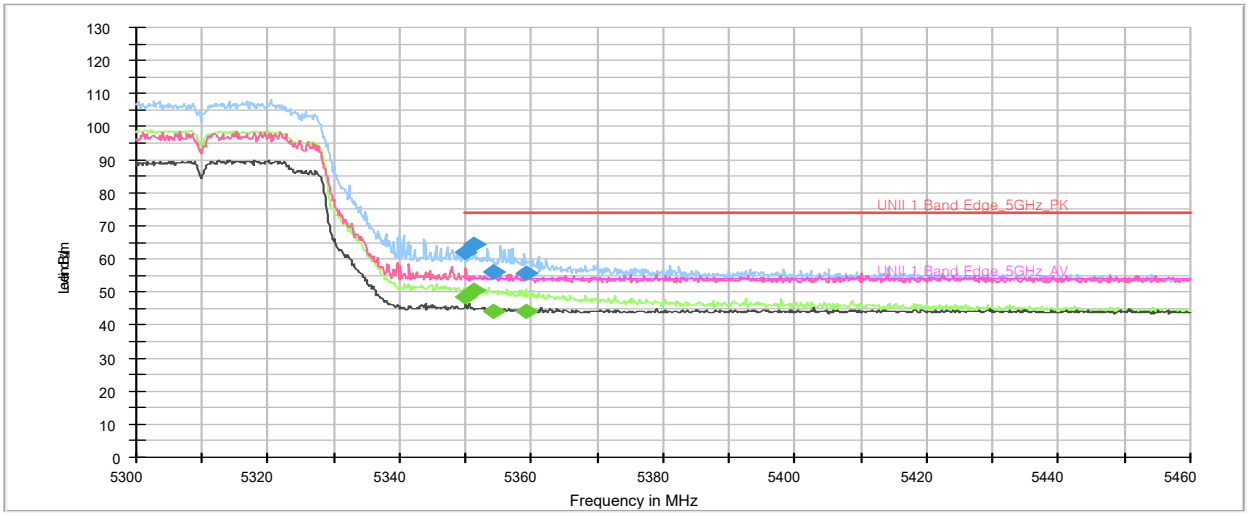

Frequency [MHz]	Peak Reading Value [dBuV]	Peak Result [dBuV/m]	AVG Reading Value [dBuV]	AVG Result [dBuV/m]	DCCF [dB]	Height [cm]	Pol [H/V]	Azimuth [deg]	Correction Factor [dB/m]	Peak Margin [dB]	Peak Limit [dBuV/m]	AVG Margin [dB]	AVG Limit [dBuV/m]
5 350.08	-	-	35.73	48.43	-	299	H	227	12.70	-	-	5.57	54.00
5 350.08	49.41	62.11	-	-	-	299	H	227	12.70	11.89	74.00	-	-
5 351.36	-	-	37.66	50.36	-	297	H	236	12.70	-	-	3.64	54.00
5 351.36	51.52	64.22	-	-	-	297	H	236	12.70	9.78	74.00	-	-
5 354.24	43.43	56.13	-	-	-	276	V	353	12.70	17.87	74.00	-	-
5 354.24	-	-	31.34	44.04	-	276	V	353	12.70	-	-	9.96	54.00
5 359.04	43.11	55.81	-	-	-	288	V	351	12.70	18.19	74.00	-	-
5 359.04	-	-	31.26	43.96	-	288	V	351	12.70	-	-	10.04	54.00

Remarks

1. Peak Result(dBµV/m) = Peak Reading Value(dBµV/m) + Correction Factor(dB)
2. Average Result(dBµV/m) = Average Reading Value(dBµV/m) + DCCF + Correction Factor(dB)
3. DCCF(Duty Cycle Correction Factor) = 10 x Log(1/Duty Cycle)
4. Correction Factor(dB) = Antenna Factor(dB/m) + Cable Factor(dB) – Pre-Amplifier Factor(dB)
5. Margin(dB) = (Peak/Average) Result (dBµV/m) – (Peak/Average) Limit (dBµV/m)

Band Edge_ANT1_802.11n(HT40)_HT0_5510

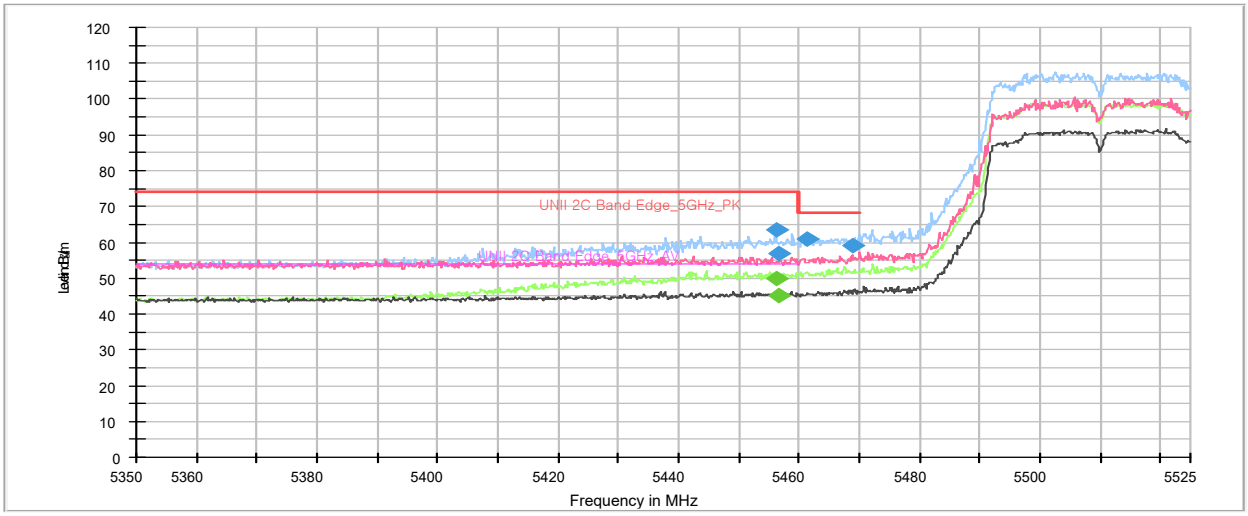

Frequency [MHz]	Peak Reading Value [dBuV]	Peak Result [dBuV/m]	AVG Reading Value [dBuV]	AVG Result [dBuV/m]	DCCF [dB]	Height [cm]	Pol [H/V]	Azimuth [deg]	Correction Factor [dB/m]	Peak Margin [dB]	Peak Limit [dBuV/m]	AVG Margin [dB]	AVG Limit [dBuV/m]
5 456.23	50.49	63.39	-	-	-	285	H	230	12.90	10.61	74.00	-	-
5 456.23	-	-	37.17	50.07	-	285	H	230	12.90	-	-	3.93	54.00
5 456.75	-	-	32.14	45.04	-	285	V	93	12.90	-	-	8.96	54.00
5 456.75	44.08	56.98	-	-	-	285	V	93	12.90	17.02	74.00	-	-
5 461.48	48.06	60.96	-	-	-	286	H	226	12.90	7.24	68.20	-	-
5 468.83	46.16	59.06	-	-	-	174	V	203	12.90	9.14	68.20	-	-

Remarks
1. Peak Result(dBμV/m) = Peak Reading Value(dBμV/m) + Correction Factor(dB)
2. Average Result(dBμV/m) = Average Reading Value(dBμV/m) + DCCF + Correction Factor(dB)
3. DCCF(Duty Cycle Correction Factor) = 10 x Log(1/Duty Cycle)
4. Correction Factor(dB) = Antenna Factor(dB/m) + Cable Factor(dB) – Pre-Amplifier Factor(dB)
5. Margin(dB) = (Peak/Average) Result (dBμV/m) – (Peak/Average) Limit (dBμV/m)

Band Edge_ANT1_802.11n(HT40)_HT0_5670

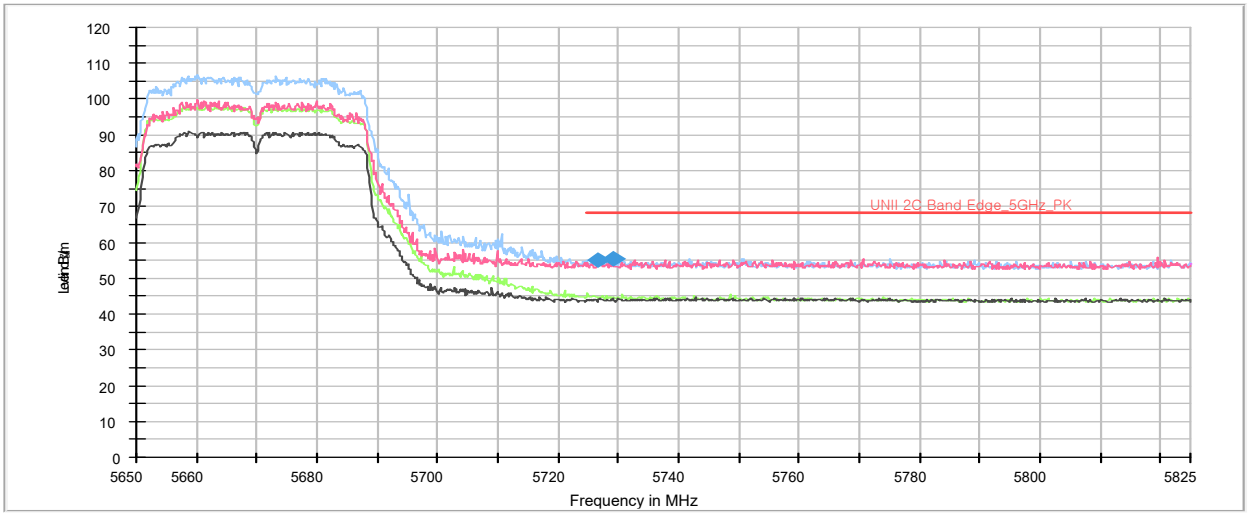

Frequency [MHz]	Peak Reading Value [dBuV]	Peak Result [dBuV/m]	AVG Reading Value [dBuV]	AVG Result [dBuV/m]	DCCF [dB]	Height [cm]	Pol [H/V]	Azimuth [deg]	Correction Factor [dB/m]	Peak Margin [dB]	Peak Limit [dBuV/m]	AVG Margin [dB]	AVG Limit [dBuV/m]
5 726.65	41.86	54.86	-	-	-	184	V	254	13.00	13.34	68.20	-	-
5 729.10	42.35	55.35	-	-	-	250	H	134	13.00	12.85	68.20	-	-

Remarks

1. Peak Result(dBμV/m) = Peak Reading Value(dBμV/m) + Correction Factor(dB)
2. Average Result(dBμV/m) = Average Reading Value(dBμV/m) + DCCF + Correction Factor(dB)
3. DCCF(Duty Cycle Correction Factor) = 10 x Log(1/Duty Cycle)
4. Correction Factor(dB) = Antenna Factor(dB/m) + Cable Factor(dB) – Pre-Amplifier Factor(dB)
5. Margin(dB) = (Peak/Average) Result (dBμV/m) – (Peak/Average) Limit (dBμV/m)

Band Edge_ANT1_802.11n(HT40)_HT0_5755

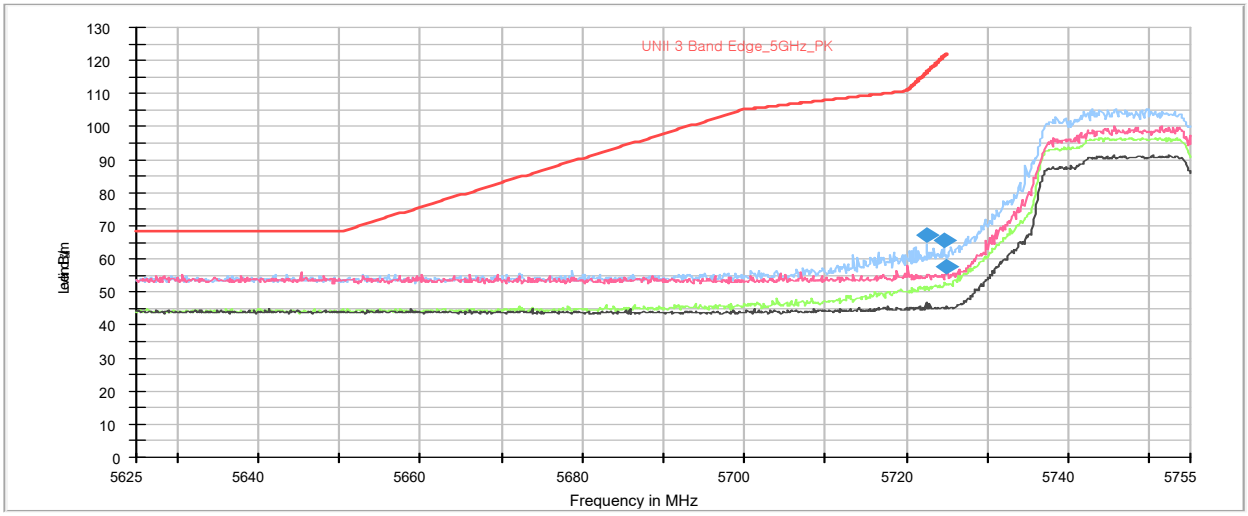

Frequency [MHz]	Peak Reading Value [dBuV]	Peak Result [dBuV/m]	AVG Reading Value [dBuV]	AVG Result [dBuV/m]	DCCF [dB]	Height [cm]	Pol [H/V]	Azimuth [deg]	Correction Factor [dB/m]	Peak Margin [dB]	Peak Limit [dBuV/m]	AVG Margin [dB]	AVG Limit [dBuV/m]
5 722.50	53.99	66.99	-	-	-	162	H	230	13.00	49.51	116.50	-	-
5 724.58	52.72	65.72	-	-	-	175	H	230	13.00	55.52	121.24	-	-
5 724.97	44.50	57.50	-	-	-	314	V	352	13.00	64.63	122.13	-	-

Remarks

1. Peak Result(dBμV/m) = Peak Reading Value(dBμV/m) + Correction Factor(dB)
2. Average Result(dBμV/m) = Average Reading Value(dBμV/m) + DCCF + Correction Factor(dB)
3. DCCF(Duty Cycle Correction Factor) = 10 x Log(1/Duty Cycle)
4. Correction Factor(dB) = Antenna Factor(dB/m) + Cable Factor(dB) – Pre-Amplifier Factor(dB)
5. Margin(dB) = (Peak/Average) Result (dBμV/m) – (Peak/Average) Limit (dBμV/m)

Band Edge_ANT1_802.11n(HT40)_HT0_5795

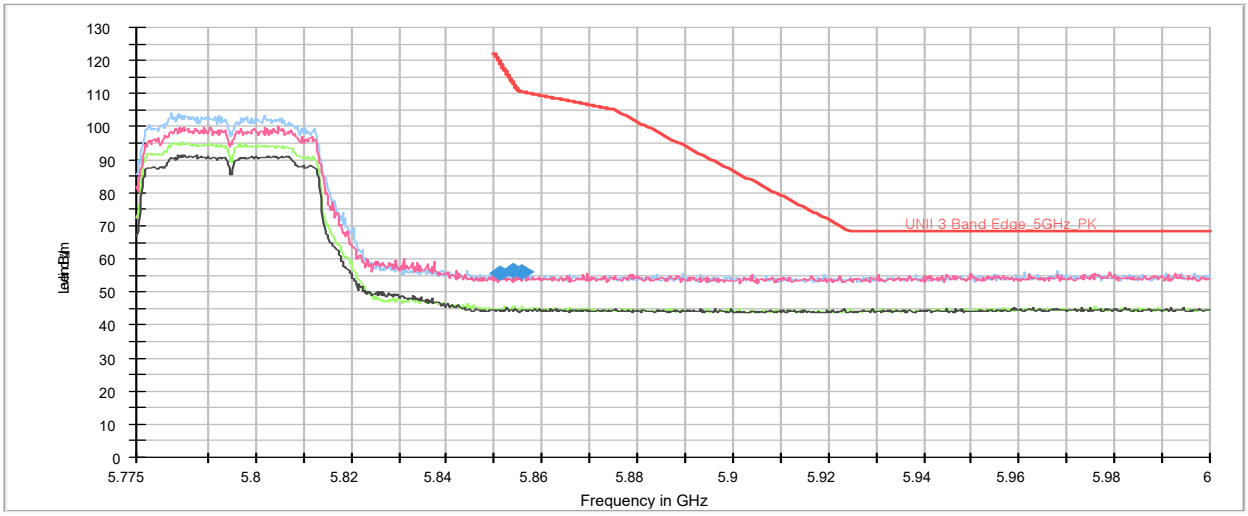

Frequency [MHz]	Peak Reading Value [dBuV]	Peak Result [dBuV/m]	AVG Reading Value [dBuV]	AVG Result [dBuV/m]	DCCF [dB]	Height [cm]	Pol [H/V]	Azimuth [deg]	Correction Factor [dB/m]	Peak Margin [dB]	Peak Limit [dBuV/m]	AVG Margin [dB]	AVG Limit [dBuV/m]
5 851.00	42.17	55.57	-	-	-	195	H	69	13.40	64.35	119.92	-	-
5 854.00	43.08	56.58	-	-	-	150	V	217	13.50	56.50	113.08	-	-
5 856.00	42.49	55.99	-	-	-	257	H	244	13.50	54.53	110.52	-	-

Remarks

1. Peak Result(dBμV/m) = Peak Reading Value(dBμV/m) + Correction Factor(dB)
2. Average Result(dBμV/m) = Average Reading Value(dBμV/m) + DCCF + Correction Factor(dB)
3. DCCF(Duty Cycle Correction Factor) = 10 x Log(1/Duty Cycle)
4. Correction Factor(dB) = Antenna Factor(dB/m) + Cable Factor(dB) – Pre-Amplifier Factor(dB)
5. Margin(dB) = (Peak/Average) Result (dBμV/m) – (Peak/Average) Limit (dBμV/m)

Band Edge_ANT2_802.11n(HT40)_HT0_5190

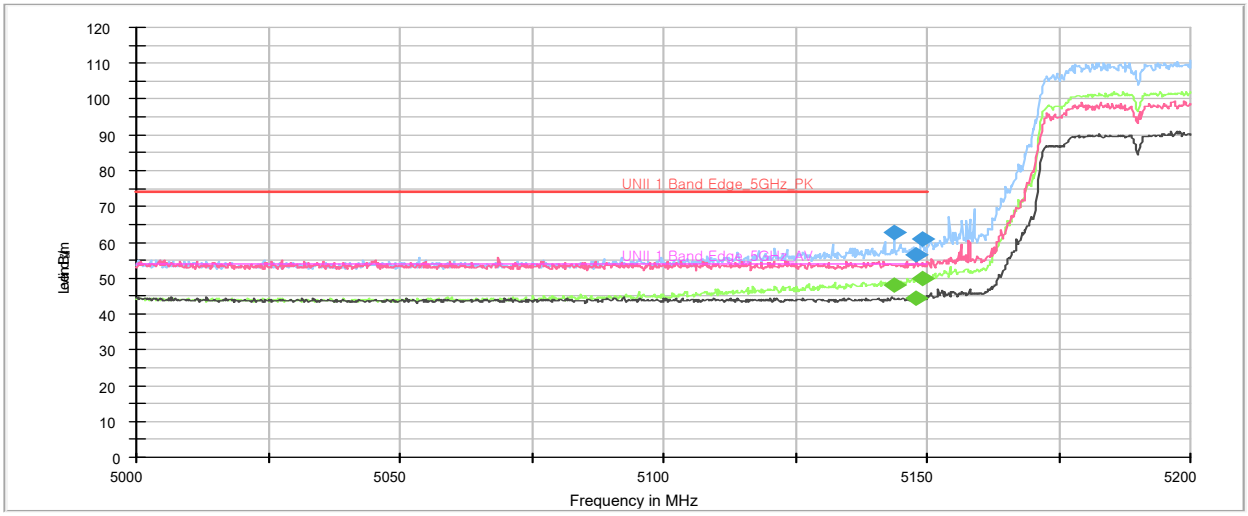

Frequency [MHz]	Peak Reading Value [dBuV]	Peak Result [dBuV/m]	AVG Reading Value [dBuV]	AVG Result [dBuV/m]	DCCF [dB]	Height [cm]	Pol [H/V]	Azimuth [deg]	Correction Factor [dB/m]	Peak Margin [dB]	Peak Limit [dBuV/m]	AVG Margin [dB]	AVG Limit [dBuV/m]
5 143.80	-	-	35.67	47.97	-	196	H	229	12.30	-	-	6.03	54.00
5 143.80	50.41	62.71	-	-	-	196	H	229	12.30	11.29	74.00	-	-
5 148.00	44.34	56.64	-	-	-	284	V	338	12.30	17.36	74.00	-	-
5 148.00	-	-	32.13	44.43	-	284	V	338	12.30	-	-	9.57	54.00
5 149.20	48.74	61.04	-	-	-	223	H	229	12.30	12.96	74.00	-	-
5 149.20	-	-	37.46	49.76	-	223	H	229	12.30	-	-	4.24	54.00

Remarks

1. Peak Result(dBµV/m) = Peak Reading Value(dBµV/m) + Correction Factor(dB)
2. Average Result(dBµV/m) = Average Reading Value(dBµV/m) + DCCF + Correction Factor(dB)
3. DCCF(Duty Cycle Correction Factor) = 10 x Log(1/Duty Cycle)
4. Correction Factor(dB) = Antenna Factor(dB/m) + Cable Factor(dB) – Pre-Amplifier Factor(dB)
5. Margin(dB) = (Peak/Average) Result (dBµV/m) – (Peak/Average) Limit (dBµV/m)

Band Edge_ANT2_802.11n(HT40)_HT0_5310

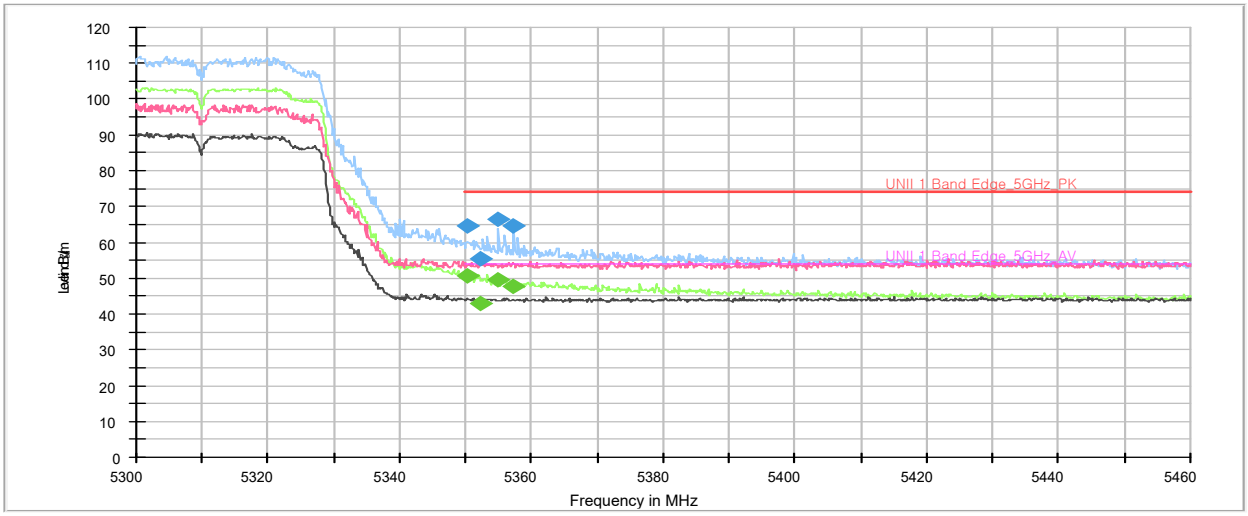

Frequency [MHz]	Peak Reading Value [dBuV]	Peak Result [dBuV/m]	AVG Reading Value [dBuV]	AVG Result [dBuV/m]	DCCF [dB]	Height [cm]	Pol [H/V]	Azimuth [deg]	Correction Factor [dB/m]	Peak Margin [dB]	Peak Limit [dBuV/m]	AVG Margin [dB]	AVG Limit [dBuV/m]
5 350.24	-	-	37.80	50.50	-	186	H	233	12.70	-	-	3.50	54.00
5 350.24	52.06	64.76	-	-	-	186	H	233	12.70	9.24	74.00	-	-
5 352.16	42.57	55.27	-	-	-	208	V	350	12.70	18.73	74.00	-	-
5 352.16	-	-	30.36	43.06	-	208	V	350	12.70	-	-	10.94	54.00
5 355.04	-	-	36.82	49.52	-	196	H	233	12.70	-	-	4.48	54.00
5 355.04	53.77	66.47	-	-	-	196	H	233	12.70	7.53	74.00	-	-
5 357.28	52.05	64.75	-	-	-	186	H	227	12.70	9.25	74.00	-	-
5 357.28	-	-	34.90	47.60	-	186	H	227	12.70	-	-	6.40	54.00

Remarks

1. Peak Result(dBµV/m) = Peak Reading Value(dBµV/m) + Correction Factor(dB)
2. Average Result(dBµV/m) = Average Reading Value(dBµV/m) + DCCF + Correction Factor(dB)
3. DCCF(Duty Cycle Correction Factor) = 10 x Log(1/Duty Cycle)
4. Correction Factor(dB) = Antenna Factor(dB/m) + Cable Factor(dB) – Pre-Amplifier Factor(dB)
5. Margin(dB) = (Peak/Average) Result (dBµV/m) – (Peak/Average) Limit (dBµV/m)

Band Edge_ANT2_802.11n(HT40)_HT0_5510

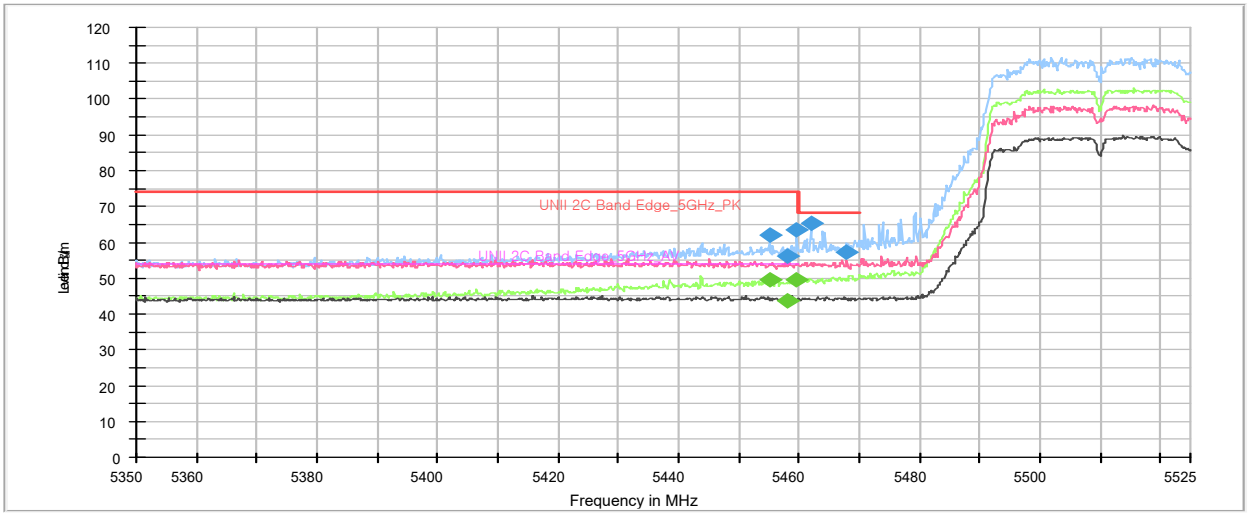

Frequency [MHz]	Peak Reading Value [dBuV]	Peak Result [dBuV/m]	AVG Reading Value [dBuV]	AVG Result [dBuV/m]	DCCF [dB]	Height [cm]	Pol [H/V]	Azimuth [deg]	Correction Factor [dB/m]	Peak Margin [dB]	Peak Limit [dBuV/m]	AVG Margin [dB]	AVG Limit [dBuV/m]
5 455.18	-	-	36.52	49.42	-	192	H	236	12.90	-	-	4.58	54.00
5 455.18	49.18	62.08	-	-	-	192	H	236	12.90	11.92	74.00	-	-
5 457.98	43.17	56.07	-	-	-	246	V	112	12.90	17.93	74.00	-	-
5 457.98	-	-	30.78	43.68	-	246	V	112	12.90	-	-	10.32	54.00
5 459.73	50.73	63.63	-	-	-	198	H	236	12.90	10.37	74.00	-	-
5 459.73	-	-	36.49	49.39	-	198	H	236	12.90	-	-	4.61	54.00
5 462.00	52.51	65.41	-	-	-	188	H	232	12.90	2.79	68.20	-	-
5 467.95	44.25	57.15	-	-	-	250	V	114	12.90	11.05	68.20	-	-

Remarks

1. Peak Result(dBμV/m) = Peak Reading Value(dBμV/m) + Correction Factor(dB)
2. Average Result(dBμV/m) = Average Reading Value(dBμV/m) + DCCF + Correction Factor(dB)
3. DCCF(Duty Cycle Correction Factor) = 10 x Log(1/Duty Cycle)
4. Correction Factor(dB) = Antenna Factor(dB/m) + Cable Factor(dB) – Pre-Amplifier Factor(dB)
5. Margin(dB) = (Peak/Average) Result (dBμV/m) – (Peak/Average) Limit (dBμV/m)

Band Edge_ANT2_802.11n(HT40)_HT0_5670

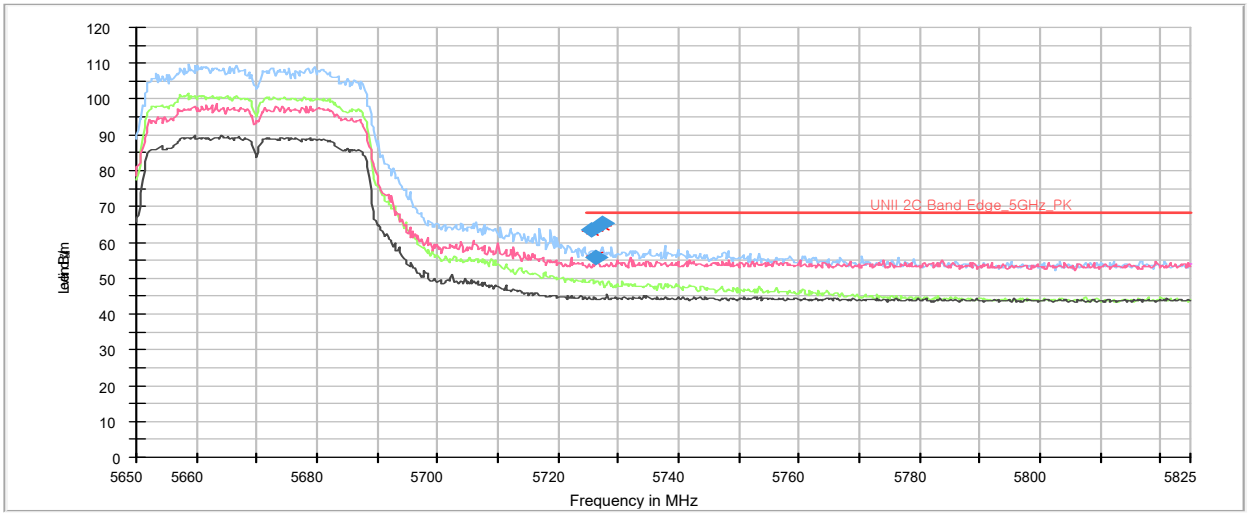

Frequency [MHz]	Peak Reading Value [dBuV]	Peak Result [dBuV/m]	AVG Reading Value [dBuV]	AVG Result [dBuV/m]	DCCF [dB]	Height [cm]	Pol [H/V]	Azimuth [deg]	Correction Factor [dB/m]	Peak Margin [dB]	Peak Limit [dBuV/m]	AVG Margin [dB]	AVG Limit [dBuV/m]
5 725.55	50.39	63.39	-	-	-	163	H	233	13.00	4.81	68.20	-	-
5 726.45	42.62	55.62	-	-	-	299	V	10	13.00	12.58	68.20	-	-
5 727.35	52.31	65.31	-	-	-	174	H	236	13.00	2.89	68.20	-	-

Remarks

1. Peak Result(dBµV/m) = Peak Reading Value(dBµV/m) + Correction Factor(dB)
2. Average Result(dBµV/m) = Average Reading Value(dBµV/m) + DCCF + Correction Factor(dB)
3. DCCF(Duty Cycle Correction Factor) = 10 x Log(1/Duty Cycle)
4. Correction Factor(dB) = Antenna Factor(dB/m) + Cable Factor(dB) – Pre-Amplifier Factor(dB)
5. Margin(dB) = (Peak/Average) Result (dBµV/m) – (Peak/Average) Limit (dBµV/m)

Band Edge_ANT2_802.11n(HT40)_HT0_5755

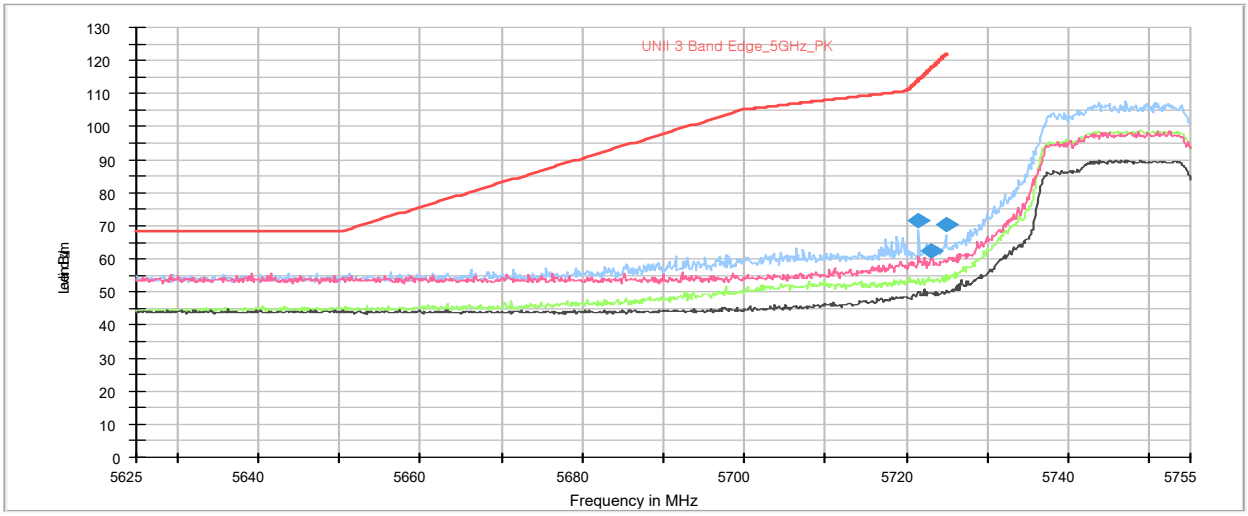

Frequency [MHz]	Peak Reading Value [dBuV]	Peak Result [dBuV/m]	AVG Reading Value [dBuV]	AVG Result [dBuV/m]	DCCF [dB]	Height [cm]	Pol [H/V]	Azimuth [deg]	Correction Factor [dB/m]	Peak Margin [dB]	Peak Limit [dBuV/m]	AVG Margin [dB]	AVG Limit [dBuV/m]
5 721.46	58.52	71.52	-	-	-	163	H	227	13.00	42.61	114.13	-	-
5 723.15	49.60	62.60	-	-	-	300	V	334	13.00	55.38	117.98	-	-
5 724.84	57.55	70.55	-	-	-	151	H	227	13.00	51.29	121.84	-	-

Remarks

1. Peak Result(dBμV/m) = Peak Reading Value(dBμV/m) + Correction Factor(dB)
2. Average Result(dBμV/m) = Average Reading Value(dBμV/m) + DCCF + Correction Factor(dB)
3. DCCF(Duty Cycle Correction Factor) = 10 x Log(1/Duty Cycle)
4. Correction Factor(dB) = Antenna Factor(dB/m) + Cable Factor(dB) – Pre-Amplifier Factor(dB)
5. Margin(dB) = (Peak/Average) Result (dBμV/m) – (Peak/Average) Limit (dBμV/m)

Band Edge_ANT2_802.11n(HT40)_HT0_5795

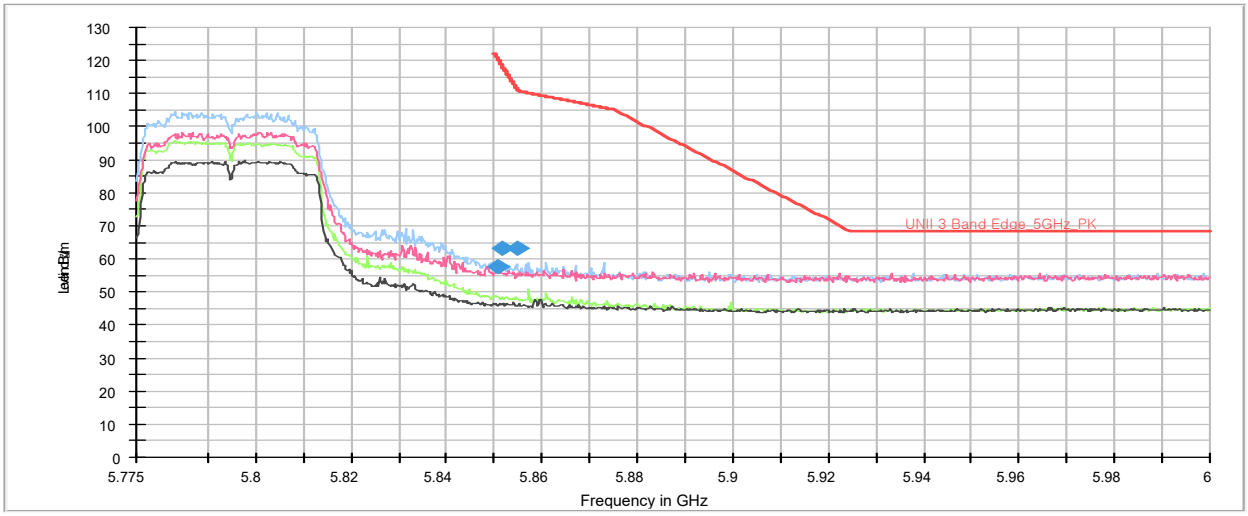

Frequency [MHz]	Peak Reading Value [dBuV]	Peak Result [dBuV/m]	AVG Reading Value [dBuV]	AVG Result [dBuV/m]	DCCF [dB]	Height [cm]	Pol [H/V]	Azimuth [deg]	Correction Factor [dB/m]	Peak Margin [dB]	Peak Limit [dBuV/m]	AVG Margin [dB]	AVG Limit [dBuV/m]
5 850.75	44.09	57.49	-	-	-	298	V	350	13.40	63.00	120.49	-	-
5 851.75	49.68	63.08	-	-	-	160	H	208	13.40	55.13	118.21	-	-
5 854.75	49.66	63.16	-	-	-	162	H	208	13.50	48.21	111.37	-	-

Remarks

1. Peak Result(dBµV/m) = Peak Reading Value(dBµV/m) + Correction Factor(dB)
2. Average Result(dBµV/m) = Average Reading Value(dBµV/m) + DCCF + Correction Factor(dB)
3. DCCF(Duty Cycle Correction Factor) = 10 x Log(1/Duty Cycle)
4. Correction Factor(dB) = Antenna Factor(dB/m) + Cable Factor(dB) – Pre-Amplifier Factor(dB)
5. Margin(dB) = (Peak/Average) Result (dBµV/m) – (Peak/Average) Limit (dBµV/m)

Band Edge_MIMO_802.11n(HT40)_HT8_5190

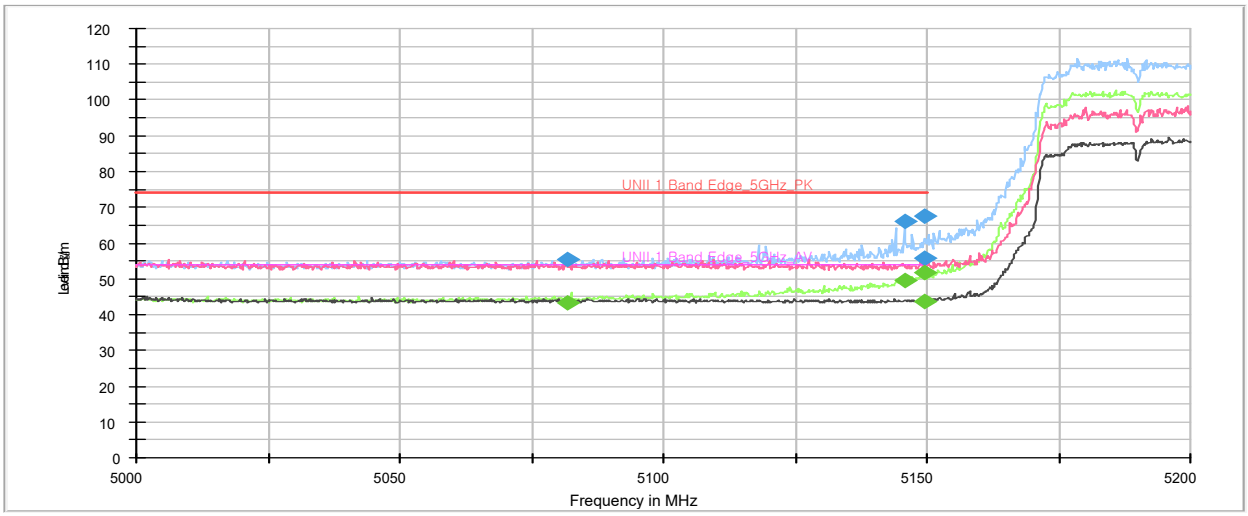

Frequency [MHz]	Peak Reading Value [dBuV]	Peak Result [dBuV/m]	AVG Reading Value [dBuV]	AVG Result [dBuV/m]	DCCF [dB]	Height [cm]	Pol [H/V]	Azimuth [deg]	Correction Factor [dB/m]	Peak Margin [dB]	Peak Limit [dBuV/m]	AVG Margin [dB]	AVG Limit [dBuV/m]
5 081.80	–	–	30.87	43.37	–	350	V	17	12.50	–	–	10.63	54.00
5 081.80	43.00	55.50	–	–	–	350	V	17	12.50	18.50	74.00	–	–
5 145.80	53.72	66.02	–	–	–	208	H	232	12.30	7.98	74.00	–	–
5 145.80	–	–	37.24	49.54	–	208	H	232	12.30	–	–	4.46	54.00
5 149.40	–	–	31.51	43.81	–	198	V	210	12.30	–	–	10.19	54.00
5 149.40	43.48	55.78	–	–	–	198	V	210	12.30	18.22	74.00	–	–
5 149.60	55.31	67.61	–	–	–	214	H	237	12.30	6.39	74.00	–	–
5 149.60	–	–	39.27	51.57	–	214	H	237	12.30	–	–	2.43	54.00

Remarks

1. Peak Result(dBμV/m) = Peak Reading Value(dBμV/m) + Correction Factor(dB)
2. Average Result(dBμV/m) = Average Reading Value(dBμV/m) + DCCF + Correction Factor(dB)
3. DCCF(Duty Cycle Correction Factor) = 10 x Log(1/Duty Cycle)
4. Correction Factor(dB) = Antenna Factor(dB/m) + Cable Factor(dB) – Pre-Amplifier Factor(dB)
5. Margin(dB) = (Peak/Average) Result (dBμV/m) – (Peak/Average) Limit (dBμV/m)

Band Edge_MIMO_802.11n(HT40)_HT8_5310

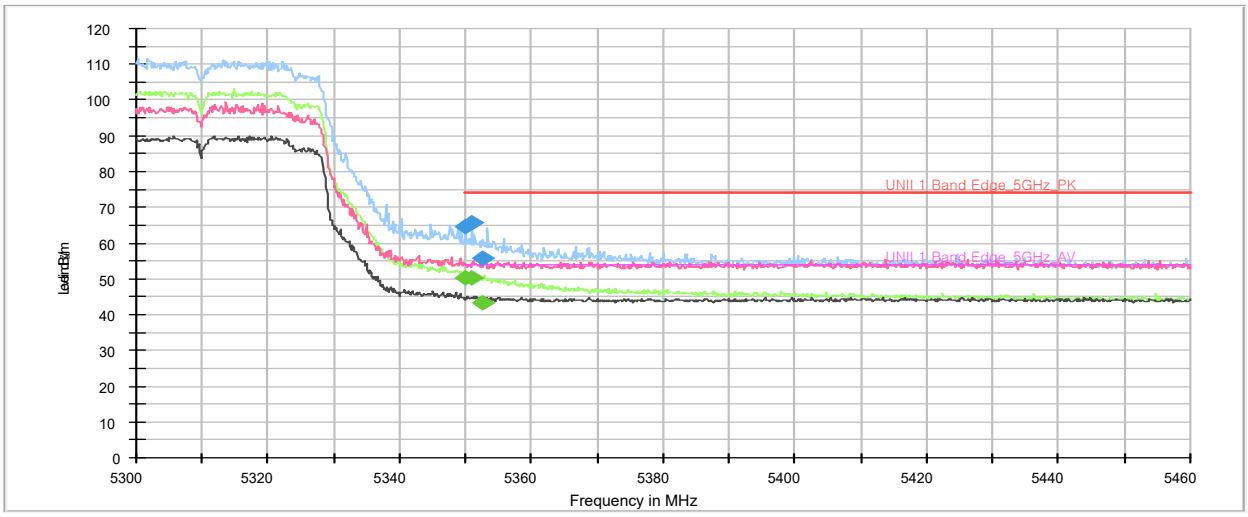

Frequency [MHz]	Peak Reading Value [dBuV]	Peak Result [dBuV/m]	AVG Reading Value [dBuV]	AVG Result [dBuV/m]	DCCF [dB]	Height [cm]	Pol [H/V]	Azimuth [deg]	Correction Factor [dB/m]	Peak Margin [dB]	Peak Limit [dBuV/m]	AVG Margin [dB]	AVG Limit [dBuV/m]
5 350.08	51.86	64.56	-	-	-	195	H	231	12.70	9.44	74.00	-	-
5 350.08	-	-	37.75	50.45	-	195	H	231	12.70	-	-	3.55	54.00
5 351.04	52.82	65.52	-	-	-	211	H	188	12.70	8.48	74.00	-	-
5 351.04	-	-	37.60	50.30	-	211	H	188	12.70	-	-	3.70	54.00
5 352.48	-	-	30.75	43.45	-	350	V	146	12.70	-	-	10.55	54.00
5 352.48	42.96	55.66	-	-	-	350	V	146	12.70	18.34	74.00	-	-

Remarks

1. Peak Result(dBµV/m) = Peak Reading Value(dBµV/m) + Correction Factor(dB)
2. Average Result(dBµV/m) = Average Reading Value(dBµV/m) + DCCF + Correction Factor(dB)
3. DCCF(Duty Cycle Correction Factor) = 10 x Log(1/Duty Cycle)
4. Correction Factor(dB) = Antenna Factor(dB/m) + Cable Factor(dB) – Pre-Amplifier Factor(dB)
5. Margin(dB) = (Peak/Average) Result (dBµV/m) – (Peak/Average) Limit (dBµV/m)

Band Edge_MIMO_802.11n(HT40)_HT8_5510

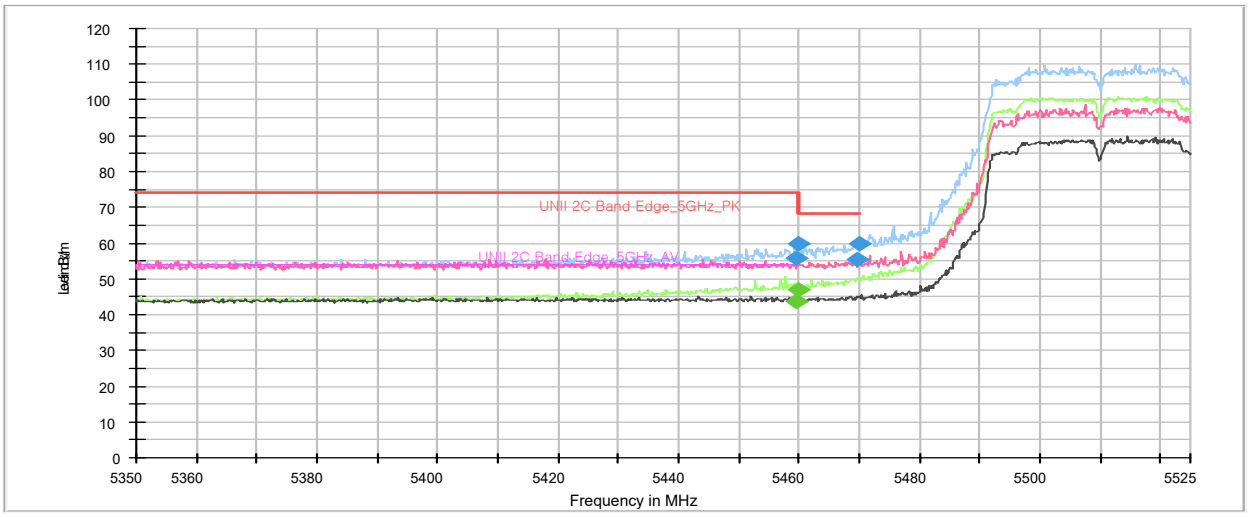

Frequency [MHz]	Peak Reading Value [dBuV]	Peak Result [dBuV/m]	AVG Reading Value [dBuV]	AVG Result [dBuV/m]	DCCF [dB]	Height [cm]	Pol [H/V]	Azimuth [deg]	Correction Factor [dB/m]	Peak Margin [dB]	Peak Limit [dBuV/m]	AVG Margin [dB]	AVG Limit [dBuV/m]
5 459.73	-	-	30.59	43.49	-	286	V	85	12.90	-	-	10.51	54.00
5 459.73	42.91	55.81	-	-	-	286	V	85	12.90	18.19	74.00	-	-
5 459.90	47.07	59.97	-	-	-	174	H	236	12.90	14.03	74.00	-	-
5 459.90	-	-	34.02	46.92	-	174	H	236	12.90	-	-	7.08	54.00
5 469.53	42.59	55.49	-	-	-	250	V	334	12.90	12.71	68.20	-	-
5 469.88	47.08	59.98	-	-	-	288	H	182	12.90	8.22	68.20	-	-

Remarks

1. Peak Result(dBµV/m) = Peak Reading Value(dBµV/m) + Correction Factor(dB)
2. Average Result(dBµV/m) = Average Reading Value(dBµV/m) + DCCF + Correction Factor(dB)
3. DCCF(Duty Cycle Correction Factor) = 10 x Log(1/Duty Cycle)
4. Correction Factor(dB) = Antenna Factor(dB/m) + Cable Factor(dB) – Pre-Amplifier Factor(dB)
5. Margin(dB) = (Peak/Average) Result (dBµV/m) – (Peak/Average) Limit (dBµV/m)

Band Edge_MIMO_802.11n(HT40)_HT8_5670

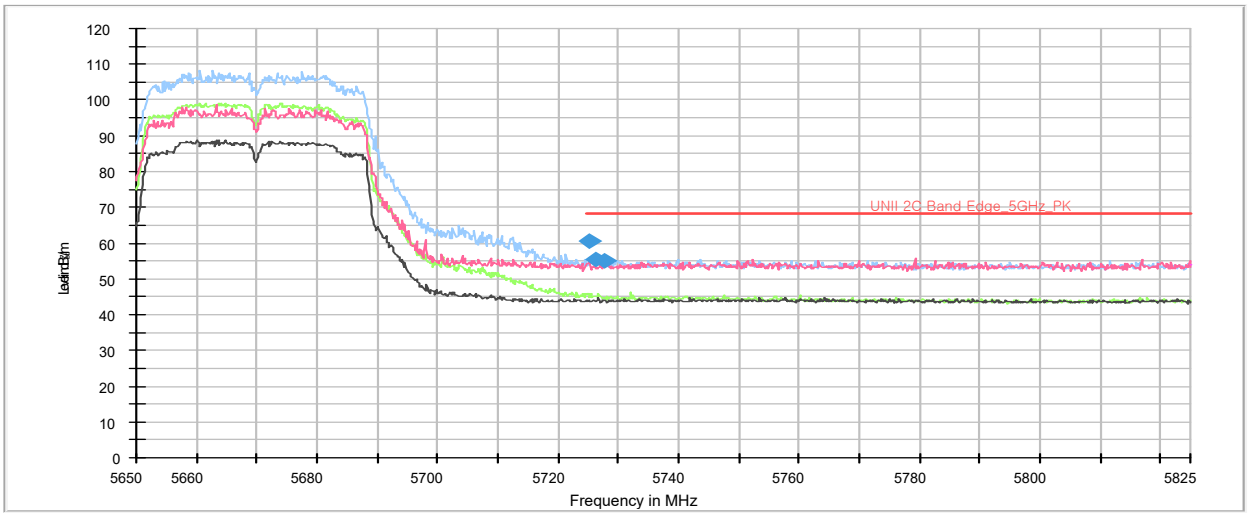

Frequency [MHz]	Peak Reading Value [dBuV]	Peak Result [dBuV/m]	AVG Reading Value [dBuV]	AVG Result [dBuV/m]	DCCF [dB]	Height [cm]	Pol [H/V]	Azimuth [deg]	Correction Factor [dB/m]	Peak Margin [dB]	Peak Limit [dBuV/m]	AVG Margin [dB]	AVG Limit [dBuV/m]
5 725.25	47.56	60.56	-	-	-	184	H	239	13.00	7.64	68.20	-	-
5 726.13	42.36	55.36	-	-	-	196	H	80	13.00	12.84	68.20	-	-
5 727.88	41.89	54.89	-	-	-	250	V	158	13.00	13.31	68.20	-	-

Remarks

1. Peak Result(dBµV/m) = Peak Reading Value(dBµV/m) + Correction Factor(dB)
2. Average Result(dBµV/m) = Average Reading Value(dBµV/m) + DCCF + Correction Factor(dB)
3. DCCF(Duty Cycle Correction Factor) = 10 x Log(1/Duty Cycle)
4. Correction Factor(dB) = Antenna Factor(dB/m) + Cable Factor(dB) – Pre-Amplifier Factor(dB)
5. Margin(dB) = (Peak/Average) Result (dBµV/m) – (Peak/Average) Limit (dBµV/m)

Band Edge_MIMO_802.11n(HT40)_HT8_5755

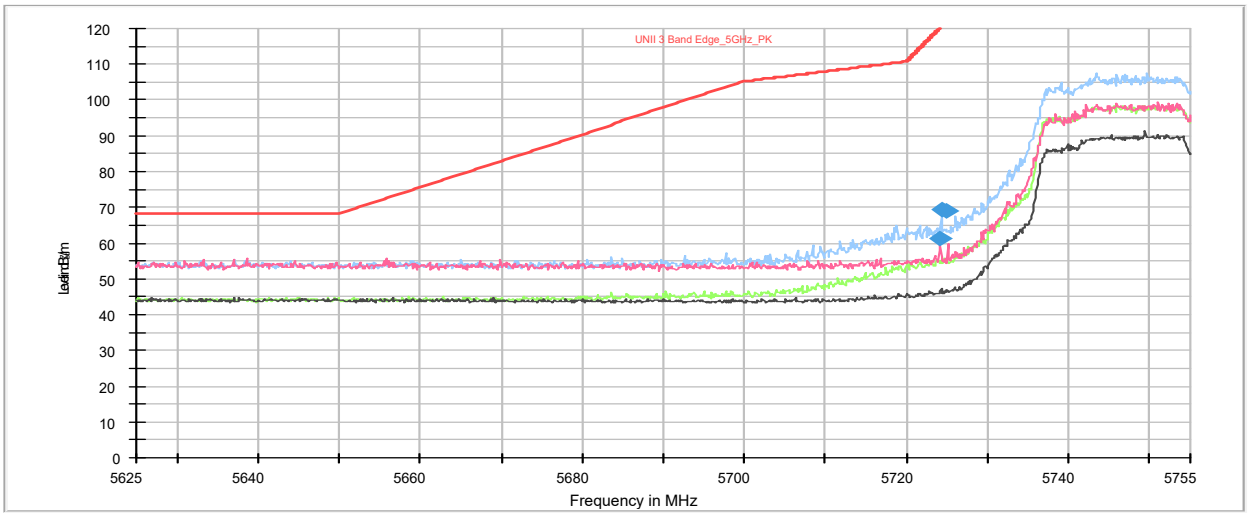

Frequency [MHz]	Peak Reading Value [dBuV]	Peak Result [dBuV/m]	AVG Reading Value [dBuV]	AVG Result [dBuV/m]	DCCF [dB]	Height [cm]	Pol [H/V]	Azimuth [deg]	Correction Factor [dB/m]	Peak Margin [dB]	Peak Limit [dBuV/m]	AVG Margin [dB]	AVG Limit [dBuV/m]
5 724.19	48.22	61.22	-	-	-	180	V	229	13.00	59.13	120.35	-	-
5 724.32	56.26	69.26	-	-	-	153	H	234	13.00	51.39	120.65	-	-
5 724.97	56.15	69.15	-	-	-	176	H	234	13.00	52.98	122.13	-	-

Remarks

1. Peak Result(dBµV/m) = Peak Reading Value(dBµV/m) + Correction Factor(dB)
2. Average Result(dBµV/m) = Average Reading Value(dBµV/m) + DCCF + Correction Factor(dB)
3. DCCF(Duty Cycle Correction Factor) = 10 x Log(1/Duty Cycle)
4. Correction Factor(dB) = Antenna Factor(dB/m) + Cable Factor(dB) – Pre-Amplifier Factor(dB)
5. Margin(dB) = (Peak/Average) Result (dBµV/m) – (Peak/Average) Limit (dBµV/m)

Band Edge_MIMO_802.11n(HT40)_HT8_5795

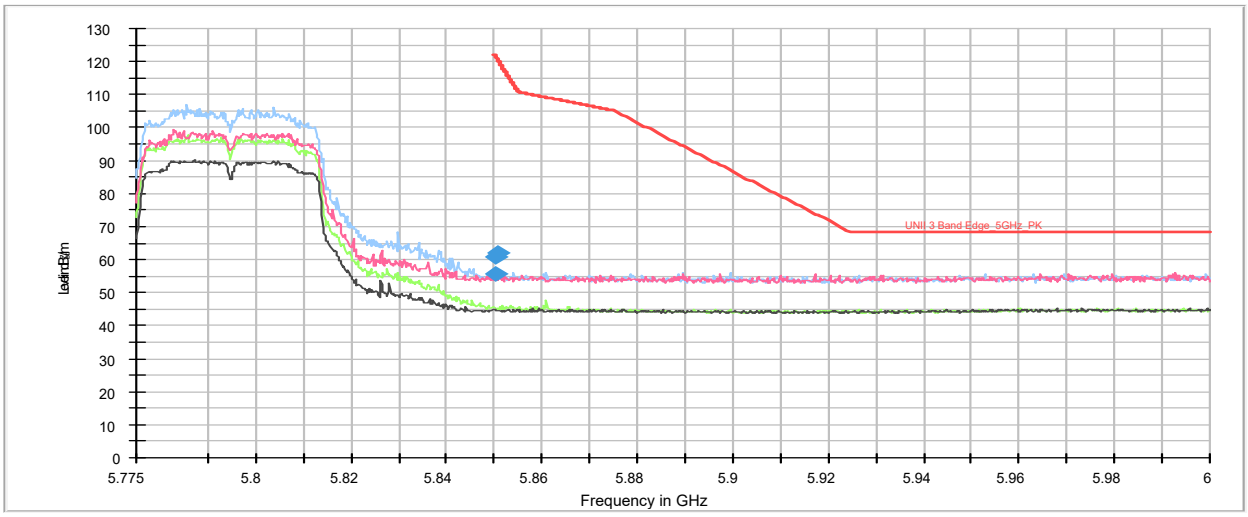

Frequency [MHz]	Peak Reading Value [dBuV]	Peak Result [dBuV/m]	AVG Reading Value [dBuV]	AVG Result [dBuV/m]	DCCF [dB]	Height [cm]	Pol [H/V]	Azimuth [deg]	Correction Factor [dB/m]	Peak Margin [dB]	Peak Limit [dBuV/m]	AVG Margin [dB]	AVG Limit [dBuV/m]
5 850.15	47.46	60.86	-	-	-	159	H	254	13.40	61.00	121.86	-	-
5 850.38	42.34	55.74	-	-	-	250	V	296	13.40	65.61	121.35	-	-
5 850.83	48.62	62.02	-	-	-	160	H	235	13.40	58.30	120.32	-	-

Remarks

1. Peak Result(dBμV/m) = Peak Reading Value(dBμV/m) + Correction Factor(dB)
2. Average Result(dBμV/m) = Average Reading Value(dBμV/m) + DCCF + Correction Factor(dB)
3. DCCF(Duty Cycle Correction Factor) = 10 x Log(1/Duty Cycle)
4. Correction Factor(dB) = Antenna Factor(dB/m) + Cable Factor(dB) – Pre-Amplifier Factor(dB)
5. Margin(dB) = (Peak/Average) Result (dBμV/m) – (Peak/Average) Limit (dBμV/m)

Band Edge_ANT1_802.11ac(VHT80)_VHT0_5210

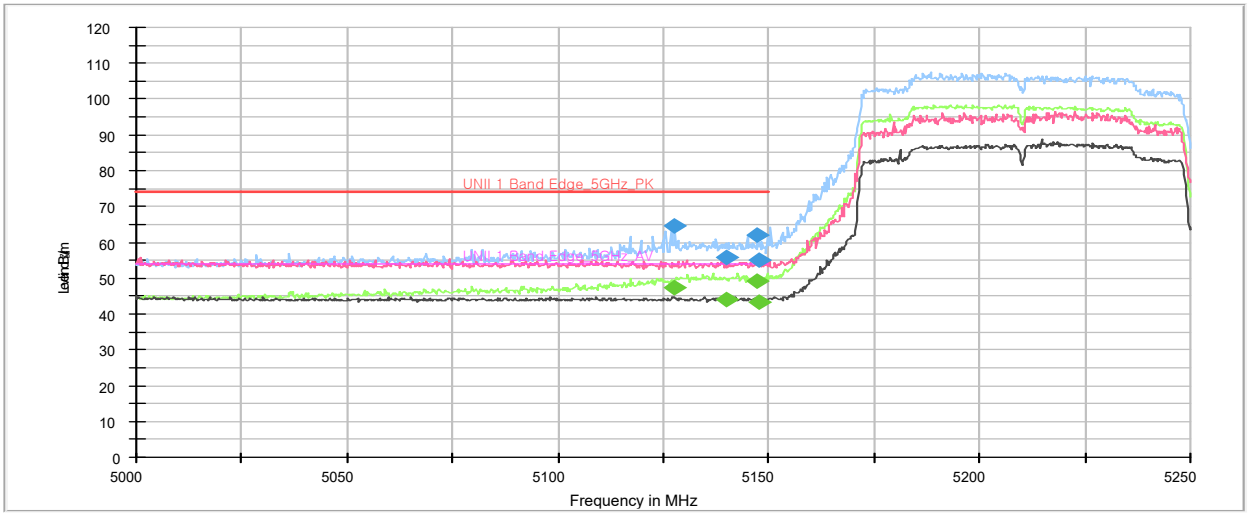

Frequency [MHz]	Peak Reading Value [dBuV]	Peak Result [dBuV/m]	AVG Reading Value [dBuV]	AVG Result [dBuV/m]	DCCF [dB]	Height [cm]	Pol [H/V]	Azimuth [deg]	Correction Factor [dB/m]	Peak Margin [dB]	Peak Limit [dBuV/m]	AVG Margin [dB]	AVG Limit [dBuV/m]
5 127.75	52.13	64.53	-	-	-	211	H	207	12.40	9.47	74.00	-	-
5 127.75	-	-	35.06	47.46	-	211	H	207	12.40	-	-	6.54	54.00
5 139.75	43.45	55.75	-	-	-	250	V	190	12.30	18.25	74.00	-	-
5 139.75	-	-	31.56	43.86	-	250	V	190	12.30	-	-	10.14	54.00
5 147.25	-	-	37.01	49.31	-	210	H	190	12.30	-	-	4.69	54.00
5 147.25	49.90	62.20	-	-	-	210	H	190	12.30	11.80	74.00	-	-
5 147.75	-	-	31.01	43.31	-	250	V	137	12.30	-	-	10.69	54.00
5 147.75	42.92	55.22	-	-	-	250	V	137	12.30	18.78	74.00	-	-

Remarks

1. Peak Result(dBμV/m) = Peak Reading Value(dBμV/m) + Correction Factor(dB)
2. Average Result(dBμV/m) = Average Reading Value(dBμV/m) + DCCF + Correction Factor(dB)
3. DCCF(Duty Cycle Correction Factor) = 10 x Log(1/Duty Cycle)
4. Correction Factor(dB) = Antenna Factor(dB/m) + Cable Factor(dB) – Pre-Amplifier Factor(dB)
5. Margin(dB) = (Peak/Average) Result (dBμV/m) – (Peak/Average) Limit (dBμV/m)

Band Edge_ANT1_802.11ac(VHT80)_VHT0_5290

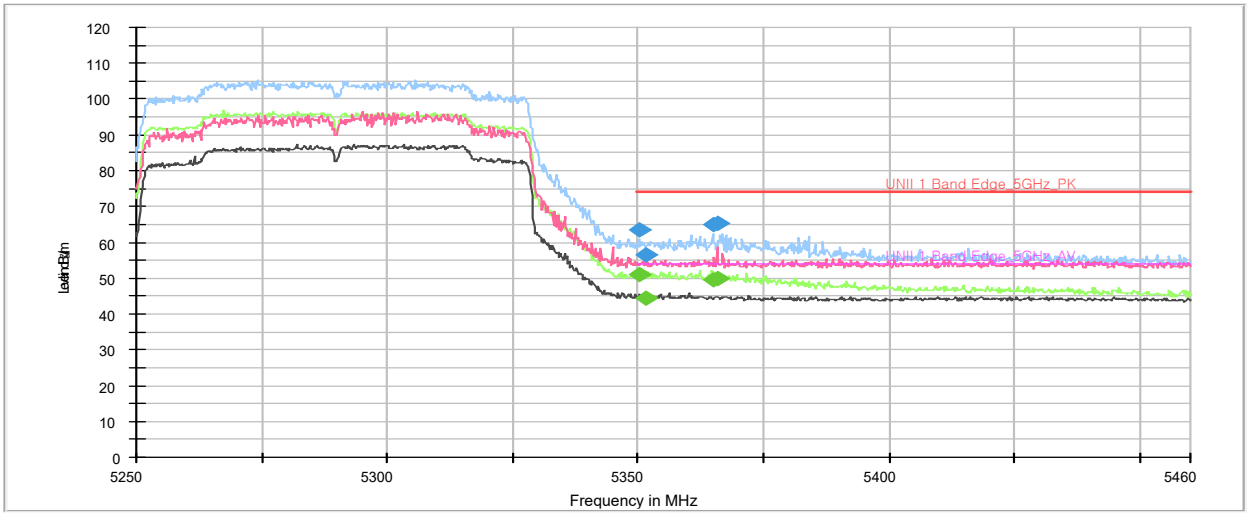

Frequency [MHz]	Peak Reading Value [dBuV]	Peak Result [dBuV/m]	AVG Reading Value [dBuV]	AVG Result [dBuV/m]	DCCF [dB]	Height [cm]	Pol [H/V]	Azimuth [deg]	Correction Factor [dB/m]	Peak Margin [dB]	Peak Limit [dBuV/m]	AVG Margin [dB]	AVG Limit [dBuV/m]
5 350.17	50.80	63.50	-	-	-	298	H	232	12.70	10.50	74.00	-	-
5 350.17	-	-	38.23	50.93	-	298	H	232	12.70	-	-	3.07	54.00
5 351.64	43.65	56.35	-	-	-	174	V	204	12.70	17.65	74.00	-	-
5 351.64	-	-	31.87	44.57	-	174	V	204	12.70	-	-	9.43	54.00
5 364.87	-	-	36.95	49.65	-	310	H	232	12.70	-	-	4.35	54.00
5 364.87	52.09	64.79	-	-	-	310	H	232	12.70	9.21	74.00	-	-
5 365.71	-	-	37.09	49.79	-	313	H	233	12.70	-	-	4.21	54.00
5 365.71	52.57	65.27	-	-	-	313	H	233	12.70	8.73	74.00	-	-

Remarks

1. Peak Result(dBμV/m) = Peak Reading Value(dBμV/m) + Correction Factor(dB)
2. Average Result(dBμV/m) = Average Reading Value(dBμV/m) + DCCF + Correction Factor(dB)
3. DCCF(Duty Cycle Correction Factor) = 10 x Log(1/Duty Cycle)
4. Correction Factor(dB) = Antenna Factor(dB/m) + Cable Factor(dB) – Pre-Amplifier Factor(dB)
5. Margin(dB) = (Peak/Average) Result (dBμV/m) – (Peak/Average) Limit (dBμV/m)

Band Edge_ANT1_802.11ac(VHT80)_VHT0_5530

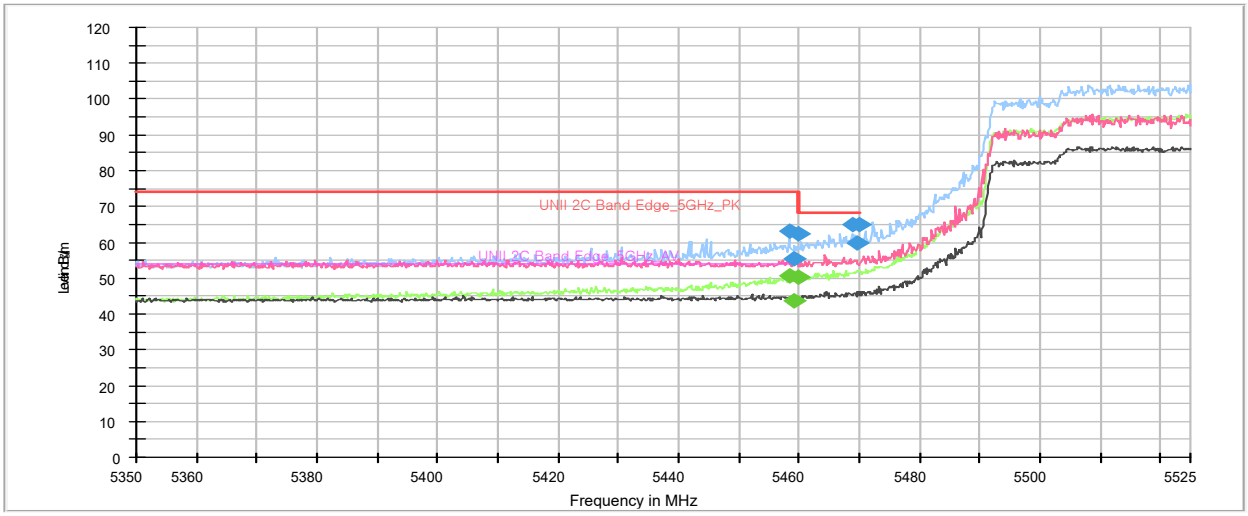

Frequency [MHz]	Peak Reading Value [dBuV]	Peak Result [dBuV/m]	AVG Reading Value [dBuV]	AVG Result [dBuV/m]	DCCF [dB]	Height [cm]	Pol [H/V]	Azimuth [deg]	Correction Factor [dB/m]	Peak Margin [dB]	Peak Limit [dBuV/m]	AVG Margin [dB]	AVG Limit [dBuV/m]
5 458.33	-	-	37.77	50.67	-	285	H	240	12.90	-	-	3.33	54.00
5 458.33	50.10	63.00	-	-	-	285	H	240	12.90	11.00	74.00	-	-
5 459.20	-	-	30.72	43.62	-	288	V	144	12.90	-	-	10.38	54.00
5 459.20	42.38	55.28	-	-	-	288	V	144	12.90	18.72	74.00	-	-
5 459.90	-	-	37.56	50.46	-	303	H	193	12.90	-	-	3.54	54.00
5 459.90	49.40	62.30	-	-	-	303	H	193	12.90	11.70	74.00	-	-
5 468.83	51.95	64.85	-	-	-	282	H	236	12.90	3.35	68.20	-	-
5 469.53	46.93	59.83	-	-	-	182	V	215	12.90	8.37	68.20	-	-
5 469.88	52.13	65.03	-	-	-	288	H	239	12.90	3.17	68.20	-	-

Remarks
1. Peak Result(dBµV/m) = Peak Reading Value(dBµV/m) + Correction Factor(dB)
2. Average Result(dBµV/m) = Average Reading Value(dBµV/m) + DCCF + Correction Factor(dB)
3. DCCF(Duty Cycle Correction Factor) = 10 x Log(1/Duty Cycle)
4. Correction Factor(dB) = Antenna Factor(dB/m) + Cable Factor(dB) – Pre-Amplifier Factor(dB)
5. Margin(dB) = (Peak/Average) Result (dBµV/m) – (Peak/Average) Limit (dBµV/m)

Band Edge_ANT1_802.11ac(VHT80)_VHT0_5610

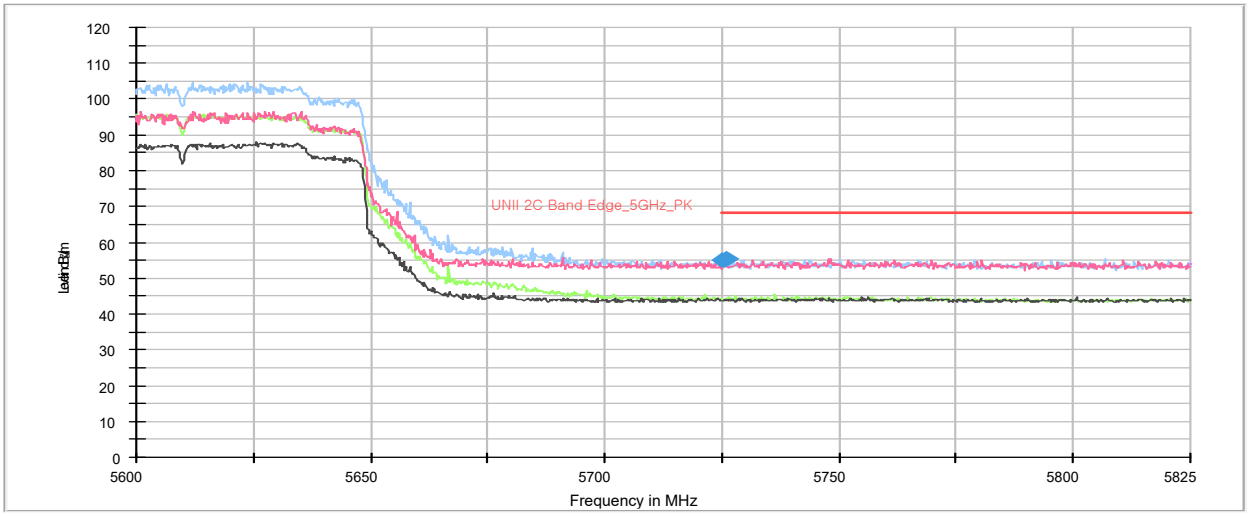

Frequency [MHz]	Peak Reading Value [dBuV]	Peak Result [dBuV/m]	AVG Reading Value [dBuV]	AVG Result [dBuV/m]	DCCF [dB]	Height [cm]	Pol [H/V]	Azimuth [deg]	Correction Factor [dB/m]	Peak Margin [dB]	Peak Limit [dBuV/m]	AVG Margin [dB]	AVG Limit [dBuV/m]
5 725.10	42.01	55.01	-	-	-	250	H	351	13.00	13.19	68.20	-	-
5 725.33	42.02	55.02	-	-	-	275	V	244	13.00	13.18	68.20	-	-
5 725.78	42.35	55.35	-	-	-	206	H	281	13.00	12.85	68.20	-	-

Remarks

1. Peak Result(dBµV/m) = Peak Reading Value(dBµV/m) + Correction Factor(dB)
2. Average Result(dBµV/m) = Average Reading Value(dBµV/m) + DCCF + Correction Factor(dB)
3. DCCF(Duty Cycle Correction Factor) = 10 x Log(1/Duty Cycle)
4. Correction Factor(dB) = Antenna Factor(dB/m) + Cable Factor(dB) – Pre-Amplifier Factor(dB)
5. Margin(dB) = (Peak/Average) Result (dBµV/m) – (Peak/Average) Limit (dBµV/m)

Band Edge_ANT1_802.11ac(VHT80)_VHT0_5775#1

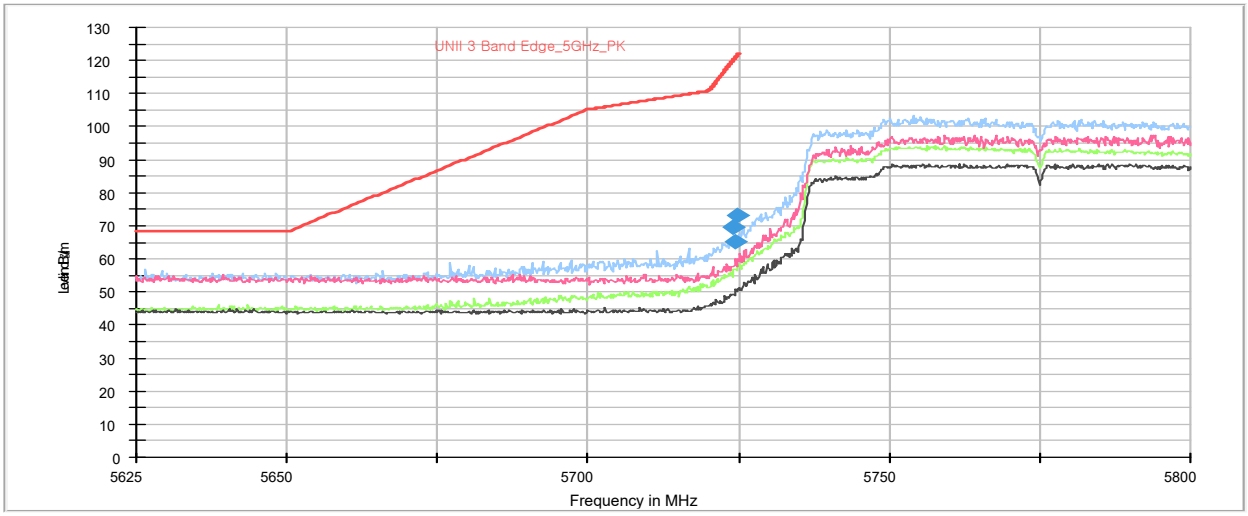

Frequency [MHz]	Peak Reading Value [dBuV]	Peak Result [dBuV/m]	AVG Reading Value [dBuV]	AVG Result [dBuV/m]	DCCF [dB]	Height [cm]	Pol [H/V]	Azimuth [deg]	Correction Factor [dB/m]	Peak Margin [dB]	Peak Limit [dBuV/m]	AVG Margin [dB]	AVG Limit [dBuV/m]
5 724.23	56.68	69.68	-	-	-	186	H	233	13.00	50.75	120.43	-	-
5 724.58	52.10	65.10	-	-	-	186	V	206	13.00	56.13	121.23	-	-
5 724.93	60.08	73.08	-	-	-	277	H	236	13.00	48.95	122.03	-	-

Remarks

1. Peak Result(dBμV/m) = Peak Reading Value(dBμV/m) + Correction Factor(dB)
2. Average Result(dBμV/m) = Average Reading Value(dBμV/m) + DCCF + Correction Factor(dB)
3. DCCF(Duty Cycle Correction Factor) = 10 x Log(1/Duty Cycle)
4. Correction Factor(dB) = Antenna Factor(dB/m) + Cable Factor(dB) – Pre-Amplifier Factor(dB)
5. Margin(dB) = (Peak/Average) Result (dBμV/m) – (Peak/Average) Limit (dBμV/m)

Band Edge_ANT1_802.11ac(VHT80)_VHT0_5775#2

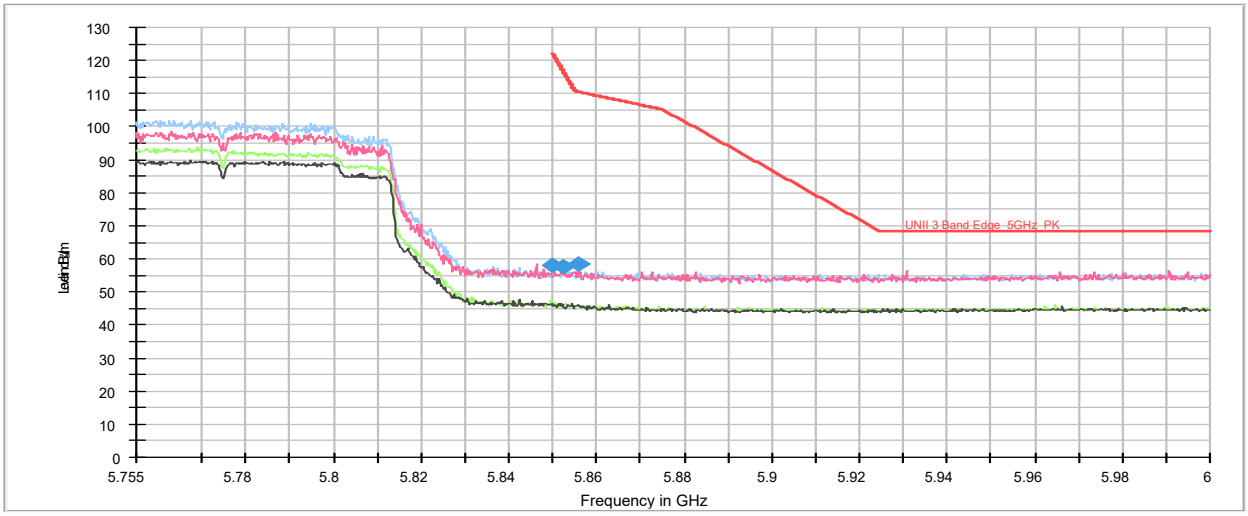

Frequency [MHz]	Peak Reading Value [dBuV]	Peak Result [dBuV/m]	AVG Reading Value [dBuV]	AVG Result [dBuV/m]	DCCF [dB]	Height [cm]	Pol [H/V]	Azimuth [deg]	Correction Factor [dB/m]	Peak Margin [dB]	Peak Limit [dBuV/m]	AVG Margin [dB]	AVG Limit [dBuV/m]
5 850.06	44.60	58.00	-	-	-	175	V	198	13.40	64.06	122.06	-	-
5 852.27	44.33	57.73	-	-	-	198	V	216	13.40	59.31	117.04	-	-
5 855.94	44.92	58.42	-	-	-	150	H	225	13.50	52.12	110.54	-	-

Remarks

1. Peak Result(dBμV/m) = Peak Reading Value(dBμV/m) + Correction Factor(dB)
2. Average Result(dBμV/m) = Average Reading Value(dBμV/m) + DCCF + Correction Factor(dB)
3. DCCF(Duty Cycle Correction Factor) = 10 x Log(1/Duty Cycle)
4. Correction Factor(dB) = Antenna Factor(dB/m) + Cable Factor(dB) – Pre-Amplifier Factor(dB)
5. Margin(dB) = (Peak/Average) Result (dBμV/m) – (Peak/Average) Limit (dBμV/m)

Band Edge_ANT2_802.11ac(VHT80)_VHT0_5210

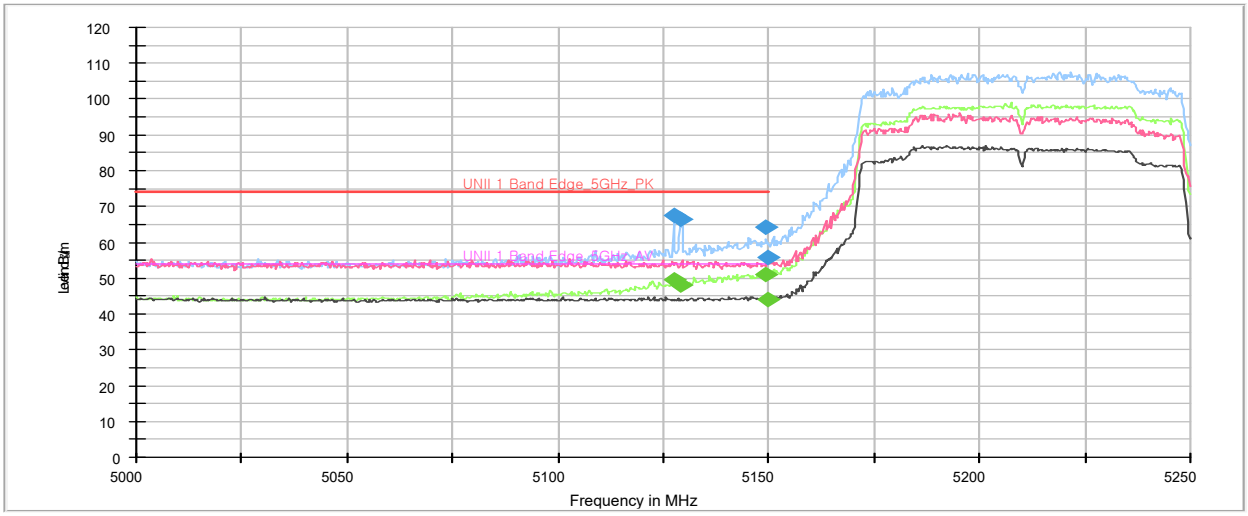

Frequency [MHz]	Peak Reading Value [dBuV]	Peak Result [dBuV/m]	AVG Reading Value [dBuV]	AVG Result [dBuV/m]	DCCF [dB]	Height [cm]	Pol [H/V]	Azimuth [deg]	Correction Factor [dB/m]	Peak Margin [dB]	Peak Limit [dBuV/m]	AVG Margin [dB]	AVG Limit [dBuV/m]
5 127.50	-	-	37.03	49.43	-	210	H	240	12.40	-	-	4.57	54.00
5 127.50	55.18	67.58	-	-	-	210	H	240	12.40	6.42	74.00	-	-
5 129.00	54.20	66.60	-	-	-	150	H	231	12.40	7.40	74.00	-	-
5 129.00	-	-	35.60	48.00	-	150	H	231	12.40	-	-	6.00	54.00
5 149.40	51.87	64.17	-	-	-	210	H	231	12.30	9.83	74.00	-	-
5 149.40	-	-	38.61	50.91	-	210	H	231	12.30	-	-	3.09	54.00
5 149.70	-	-	31.81	44.11	-	289	V	7	12.30	-	-	9.89	54.00
5 149.70	43.61	55.91	-	-	-	289	V	7	12.30	18.09	74.00	-	-

Remarks

1. Peak Result(dBμV/m) = Peak Reading Value(dBμV/m) + Correction Factor(dB)
2. Average Result(dBμV/m) = Average Reading Value(dBμV/m) + DCCF + Correction Factor(dB)
3. DCCF(Duty Cycle Correction Factor) = 10 x Log(1/Duty Cycle)
4. Correction Factor(dB) = Antenna Factor(dB/m) + Cable Factor(dB) – Pre-Amplifier Factor(dB)
5. Margin(dB) = (Peak/Average) Result (dBμV/m) – (Peak/Average) Limit (dBμV/m)

Band Edge_ANT2_802.11ac(VHT80)_VHT0_5290

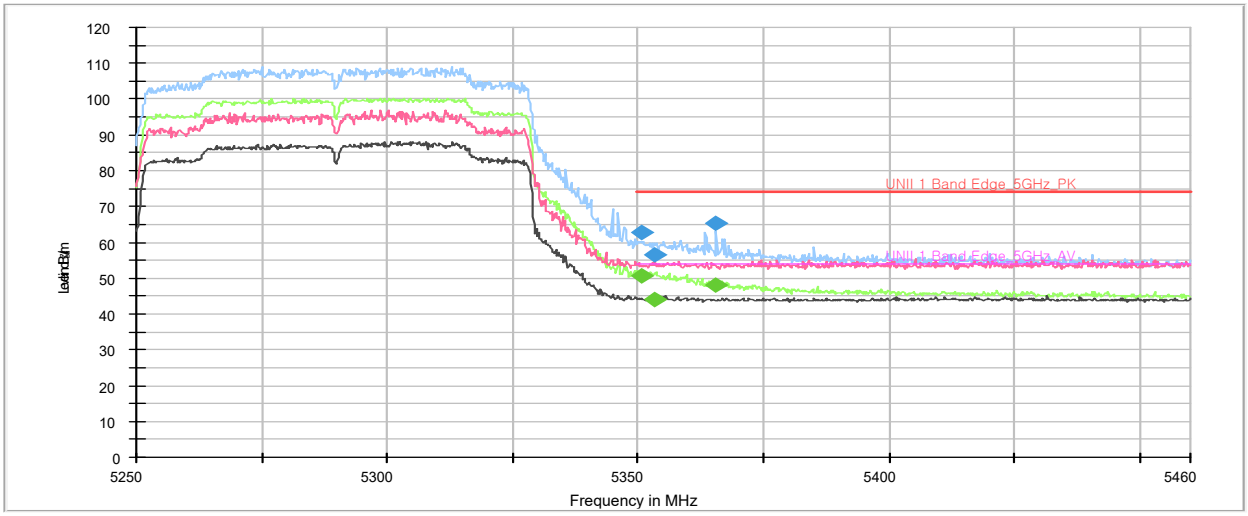

Frequency [MHz]	Peak Reading Value [dBuV]	Peak Result [dBuV/m]	AVG Reading Value [dBuV]	AVG Result [dBuV/m]	DCCF [dB]	Height [cm]	Pol [H/V]	Azimuth [deg]	Correction Factor [dB/m]	Peak Margin [dB]	Peak Limit [dBuV/m]	AVG Margin [dB]	AVG Limit [dBuV/m]
5 350.59	-	-	38.01	50.71	-	185	H	233	12.70	-	-	3.29	54.00
5 350.59	49.99	62.69	-	-	-	185	H	233	12.70	11.31	74.00	-	-
5 353.32	43.89	56.59	-	-	-	276	V	341	12.70	17.41	74.00	-	-
5 353.32	-	-	31.43	44.13	-	276	V	341	12.70	-	-	9.87	54.00
5 365.50	52.60	65.30	-	-	-	188	H	233	12.70	8.70	74.00	-	-
5 365.50	-	-	35.52	48.22	-	188	H	233	12.70	-	-	5.78	54.00

Remarks
1. Peak Result(dBμV/m) = Peak Reading Value(dBμV/m) + Correction Factor(dB)
2. Average Result(dBμV/m) = Average Reading Value(dBμV/m) + DCCF + Correction Factor(dB)
3. DCCF(Duty Cycle Correction Factor) = 10 x Log(1/Duty Cycle)
4. Correction Factor(dB) = Antenna Factor(dB/m) + Cable Factor(dB) – Pre-Amplifier Factor(dB)
5. Margin(dB) = (Peak/Average) Result (dBμV/m) – (Peak/Average) Limit (dBμV/m)

Band Edge_ANT2_802.11ac(VHT80)_VHT0_5530

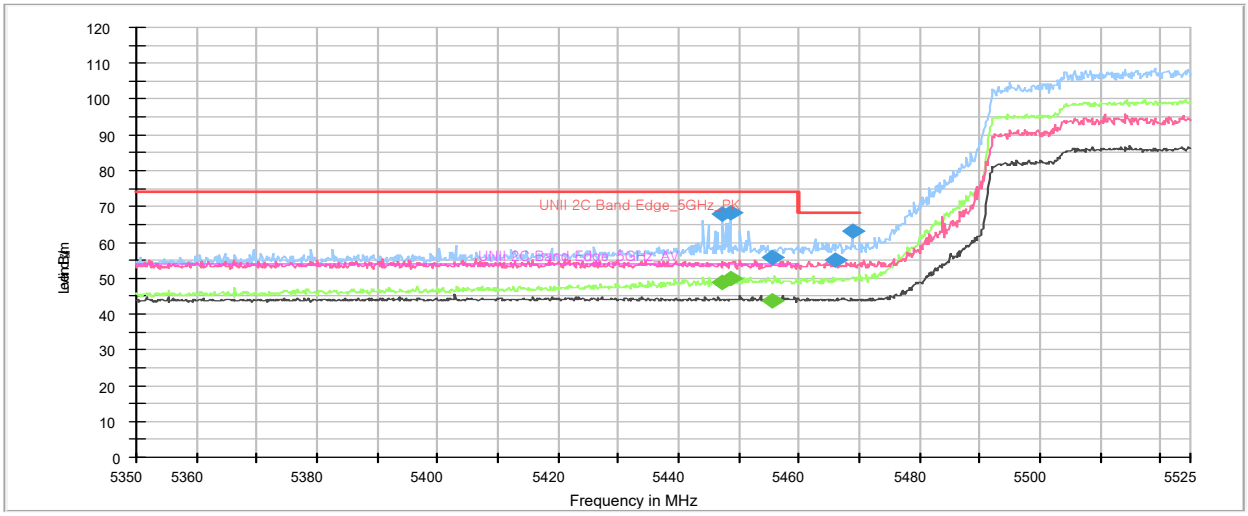

Frequency [MHz]	Peak Reading Value [dBuV]	Peak Result [dBuV/m]	AVG Reading Value [dBuV]	AVG Result [dBuV/m]	DCCF [dB]	Height [cm]	Pol [H/V]	Azimuth [deg]	Correction Factor [dB/m]	Peak Margin [dB]	Peak Limit [dBuV/m]	AVG Margin [dB]	AVG Limit [dBuV/m]
5 447.30	-	-	35.82	48.72	-	186	H	216	12.90	-	-	5.28	54.00
5 447.30	54.82	67.72	-	-	-	186	H	216	12.90	6.28	74.00	-	-
5 448.70	-	-	36.88	49.78	-	184	H	243	12.90	-	-	4.22	54.00
5 448.70	55.18	68.08	-	-	-	184	H	243	12.90	5.92	74.00	-	-
5 455.70	43.02	55.92	-	-	-	250	V	240	12.90	18.08	74.00	-	-
5 455.70	-	-	30.77	43.67	-	250	V	240	12.90	-	-	10.33	54.00

Remarks
1. Peak Result(dBμV/m) = Peak Reading Value(dBμV/m) + Correction Factor(dB)
2. Average Result(dBμV/m) = Average Reading Value(dBμV/m) + DCCF + Correction Factor(dB)
3. DCCF(Duty Cycle Correction Factor) = 10 x Log(1/Duty Cycle)
4. Correction Factor(dB) = Antenna Factor(dB/m) + Cable Factor(dB) – Pre-Amplifier Factor(dB)
5. Margin(dB) = (Peak/Average) Result (dBμV/m) – (Peak/Average) Limit (dBμV/m)

Band Edge_ANT2_802.11ac(VHT80)_VHT0_5610

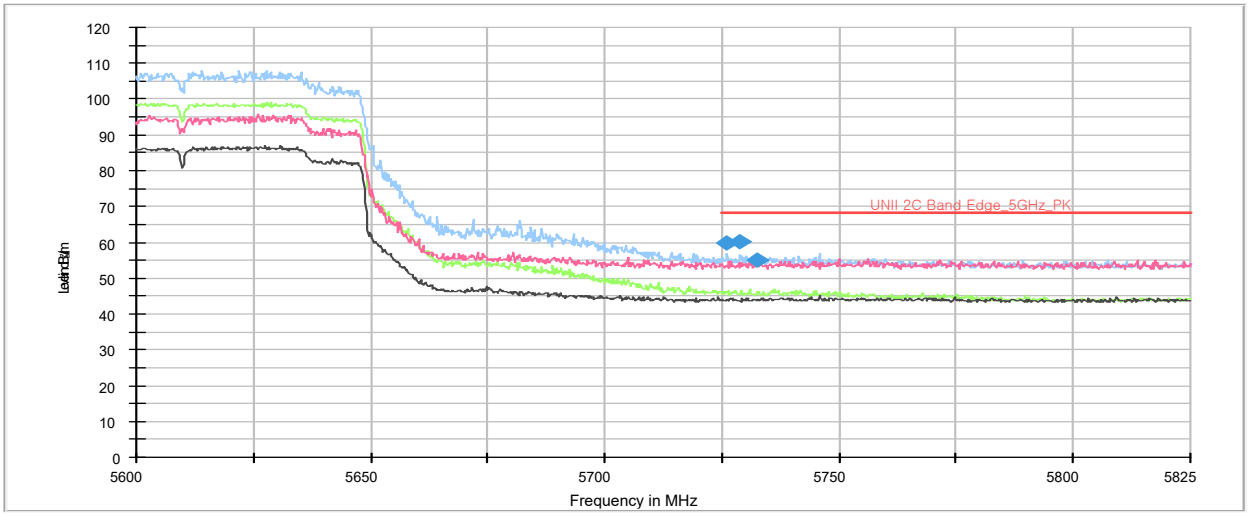

Frequency [MHz]	Peak Reading Value [dBuV]	Peak Result [dBuV/m]	AVG Reading Value [dBuV]	AVG Result [dBuV/m]	DCCF [dB]	Height [cm]	Pol [H/V]	Azimuth [deg]	Correction Factor [dB/m]	Peak Margin [dB]	Peak Limit [dBuV/m]	AVG Margin [dB]	AVG Limit [dBuV/m]
5 726.00	46.93	59.93	-	-	-	160	H	227	13.00	8.27	68.20	-	-
5 728.93	47.36	60.36	-	-	-	172	H	212	13.00	7.84	68.20	-	-
5 732.30	42.08	55.08	-	-	-	151	V	262	13.00	13.12	68.20	-	-

Remarks

1. Peak Result(dBμV/m) = Peak Reading Value(dBμV/m) + Correction Factor(dB)
2. Average Result(dBμV/m) = Average Reading Value(dBμV/m) + DCCF + Correction Factor(dB)
3. DCCF(Duty Cycle Correction Factor) = 10 x Log(1/Duty Cycle)
4. Correction Factor(dB) = Antenna Factor(dB/m) + Cable Factor(dB) – Pre-Amplifier Factor(dB)
5. Margin(dB) = (Peak/Average) Result (dBμV/m) – (Peak/Average) Limit (dBμV/m)

Band Edge_ANT2_802.11ac(VHT80)_VHT0_5775#1

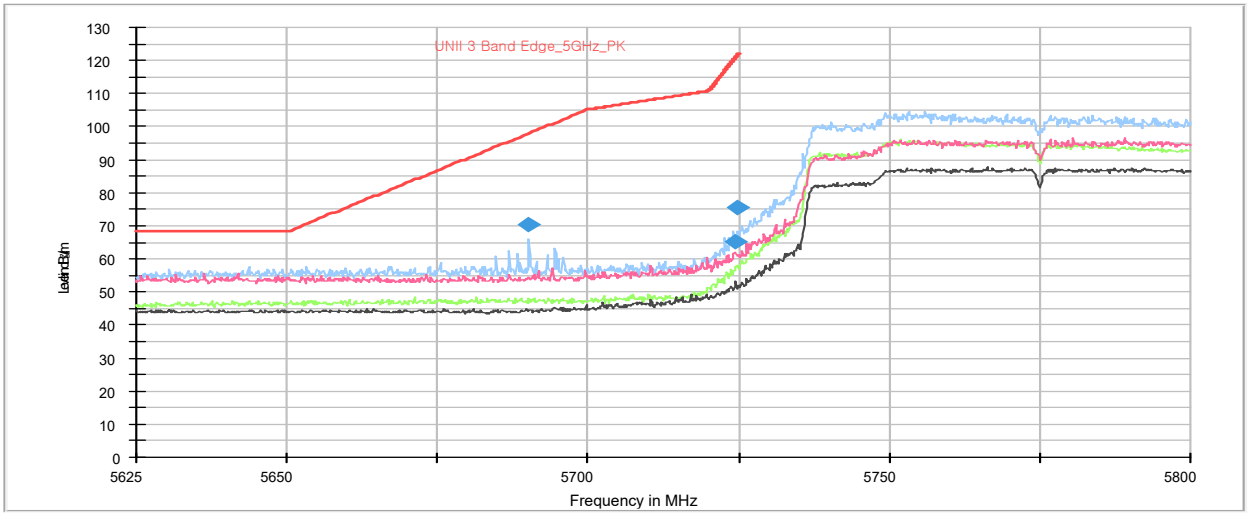

Frequency [MHz]	Peak Reading Value [dBuV]	Peak Result [dBuV/m]	AVG Reading Value [dBuV]	AVG Result [dBuV/m]	DCCF [dB]	Height [cm]	Pol [H/V]	Azimuth [deg]	Correction Factor [dB/m]	Peak Margin [dB]	Peak Limit [dBuV/m]	AVG Margin [dB]	AVG Limit [dBuV/m]
5 690.10	57.39	70.39	-	-	-	160	H	237	13.00	27.51	97.90	-	-
5 724.40	52.22	65.22	-	-	-	197	V	226	13.00	55.61	120.83	-	-
5 724.93	62.70	75.70	-	-	-	163	H	232	13.00	46.33	122.03	-	-

Remarks

1. Peak Result(dBμV/m) = Peak Reading Value(dBμV/m) + Correction Factor(dB)
2. Average Result(dBμV/m) = Average Reading Value(dBμV/m) + DCCF + Correction Factor(dB)
3. DCCF(Duty Cycle Correction Factor) = 10 x Log(1/Duty Cycle)
4. Correction Factor(dB) = Antenna Factor(dB/m) + Cable Factor(dB) – Pre-Amplifier Factor(dB)
5. Margin(dB) = (Peak/Average) Result (dBμV/m) – (Peak/Average) Limit (dBμV/m)

Band Edge_ANT2_802.11ac(VHT80)_VHT0_5775#2

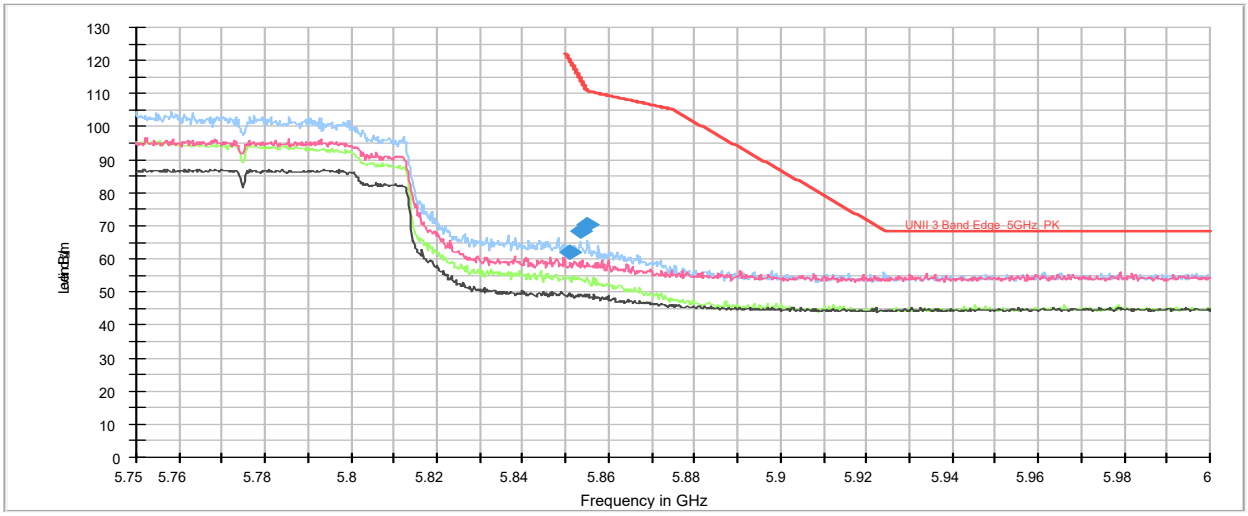

Frequency [MHz]	Peak Reading Value [dBuV]	Peak Result [dBuV/m]	AVG Reading Value [dBuV]	AVG Result [dBuV/m]	DCCF [dB]	Height [cm]	Pol [H/V]	Azimuth [deg]	Correction Factor [dB/m]	Peak Margin [dB]	Peak Limit [dBuV/m]	AVG Margin [dB]	AVG Limit [dBuV/m]
5 851.00	48.79	62.19	-	-	-	301	V	293	13.40	57.73	119.92	-	-
5 853.25	54.98	68.48	-	-	-	159	H	229	13.50	46.31	114.79	-	-
5 855.00	56.95	70.45	-	-	-	175	H	230	13.50	40.35	110.80	-	-

Remarks

1. Peak Result(dBμV/m) = Peak Reading Value(dBμV/m) + Correction Factor(dB)
2. Average Result(dBμV/m) = Average Reading Value(dBμV/m) + DCCF + Correction Factor(dB)
3. DCCF(Duty Cycle Correction Factor) = 10 x Log(1/Duty Cycle)
4. Correction Factor(dB) = Antenna Factor(dB/m) + Cable Factor(dB) – Pre-Amplifier Factor(dB)
5. Margin(dB) = (Peak/Average) Result (dBμV/m) – (Peak/Average) Limit (dBμV/m)

Band Edge_MIMO_802.11ac(VHT80)_VHT0_5210

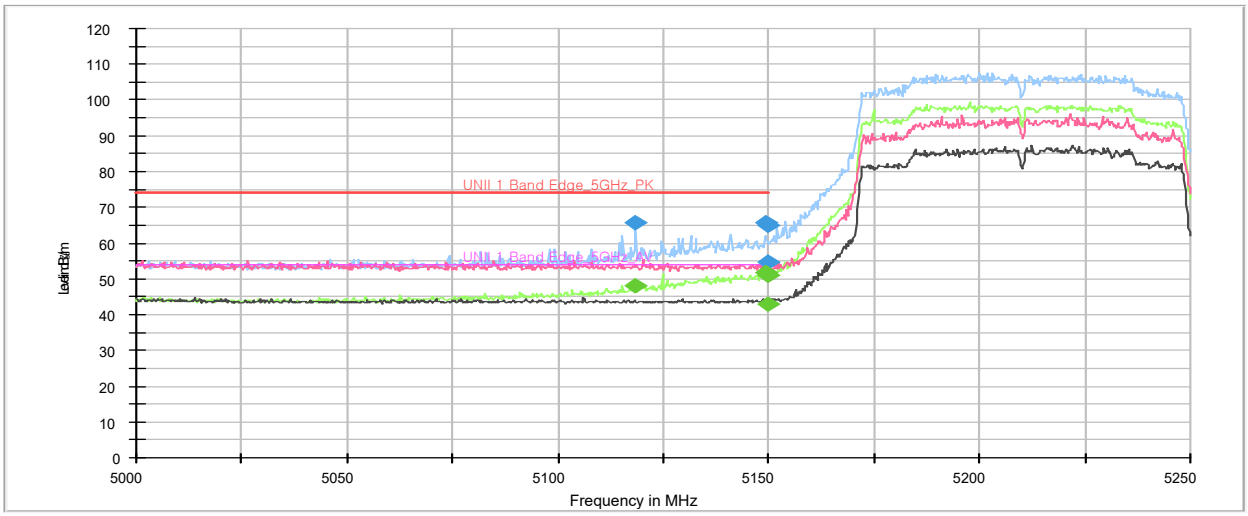

Frequency [MHz]	Peak Reading Value [dBuV]	Peak Result [dBuV/m]	AVG Reading Value [dBuV]	AVG Result [dBuV/m]	DCCF [dB]	Height [cm]	Pol [H/V]	Azimuth [deg]	Correction Factor [dB/m]	Peak Margin [dB]	Peak Limit [dBuV/m]	AVG Margin [dB]	AVG Limit [dBuV/m]
5 118.50	53.21	65.61	-	-	-	210	H	234	12.40	8.39	74.00	-	-
5 118.50	-	-	35.57	47.97	-	210	H	234	12.40	-	-	6.03	54.00
5 149.25	53.47	65.77	-	-	-	210	H	234	12.30	8.23	74.00	-	-
5 149.25	-	-	39.33	51.63	-	210	H	234	12.30	-	-	2.37	54.00
5 149.75	42.20	54.50	-	-	-	317	V	10	12.30	19.50	74.00	-	-
5 149.75	-	-	30.64	42.94	-	317	V	10	12.30	-	-	11.06	54.00
5 150.00	52.78	65.08	-	-	-	210	H	231	12.30	8.92	74.00	-	-
5 150.00	-	-	38.85	51.15	-	210	H	231	12.30	-	-	2.85	54.00

Remarks

1. Peak Result(dBμV/m) = Peak Reading Value(dBμV/m) + Correction Factor(dB)
2. Average Result(dBμV/m) = Average Reading Value(dBμV/m) + DCCF + Correction Factor(dB)
3. DCCF(Duty Cycle Correction Factor) = 10 x Log(1/Duty Cycle)
4. Correction Factor(dB) = Antenna Factor(dB/m) + Cable Factor(dB) – Pre-Amplifier Factor(dB)
5. Margin(dB) = (Peak/Average) Result (dBμV/m) – (Peak/Average) Limit (dBμV/m)

Band Edge_MIMO_802.11ac(VHT80)_VHT0_5290

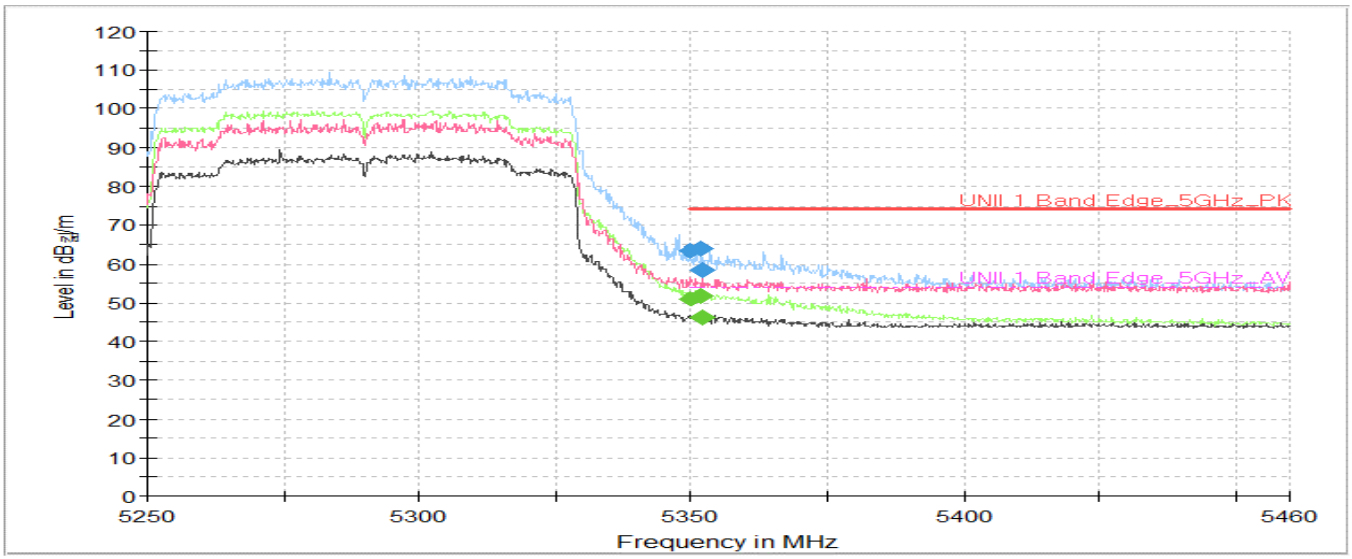

Frequency [MHz]	Peak Reading Value [dBuV]	Peak Result [dBuV/m]	AVG Reading Value [dBuV]	AVG Result [dBuV/m]	DCCF [dB]	Height [cm]	Pol [H/V]	Azimuth [deg]	Correction Factor [dB/m]	Peak Margin [dB]	Peak Limit [dBuV/m]	AVG Margin [dB]	AVG Limit [dBuV/m]
5 351.64	-	-	38.90	51.60	-	300	H	237	12.70	-	-	2.40	54.00
5 351.64	51.26	63.96	-	-	-	300	H	237	12.70	10.04	74.00	-	-
5 352.06	-	-	33.59	46.29	-	186	V	209	12.70	-	-	7.71	54.00
5 352.06	45.65	58.35	-	-	-	186	V	209	12.70	15.65	74.00	-	-

Remarks
1. Peak Result(dBµV/m) = Peak Reading Value(dBµV/m) + Correction Factor(dB)
2. Average Result(dBµV/m) = Average Reading Value(dBµV/m) + DCCF + Correction Factor(dB)
3. DCCF(Duty Cycle Correction Factor) = 10 x Log(1/Duty Cycle)
4. Correction Factor(dB) = Antenna Factor(dB/m) + Cable Factor(dB) – Pre-Amplifier Factor(dB)
5. Margin(dB) = (Peak/Average) Result (dBµV/m) – (Peak/Average) Limit (dBµV/m)

Band Edge_MIMO_802.11ac(VHT80)_VHT0_5530

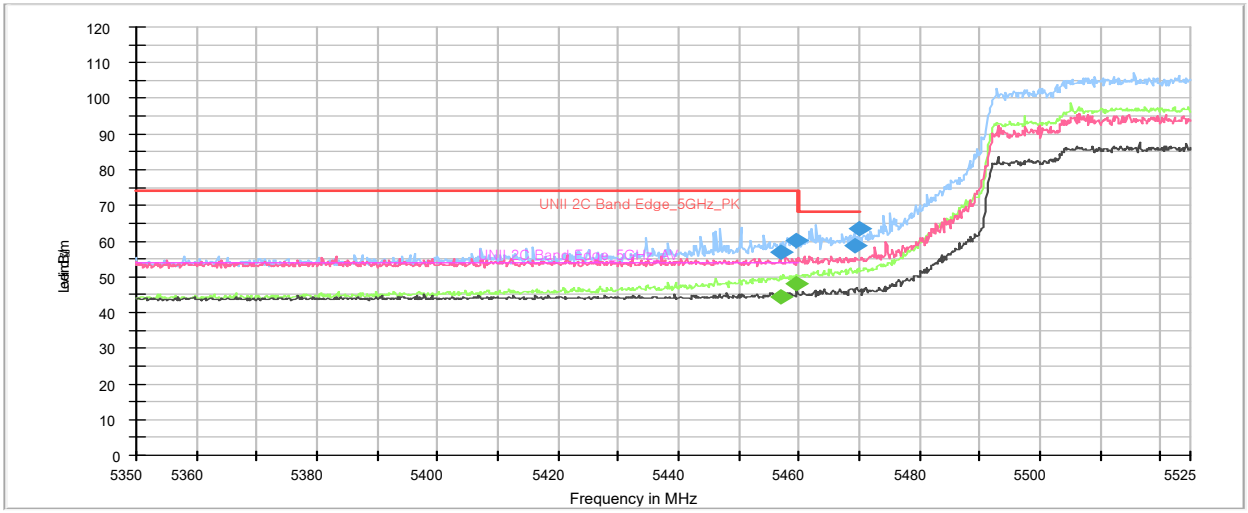

Frequency [MHz]	Peak Reading Value [dBuV]	Peak Result [dBuV/m]	AVG Reading Value [dBuV]	AVG Result [dBuV/m]	DCCF [dB]	Height [cm]	Pol [H/V]	Azimuth [deg]	Correction Factor [dB/m]	Peak Margin [dB]	Peak Limit [dBuV/m]	AVG Margin [dB]	AVG Limit [dBuV/m]
5 456.93	43.81	56.71	-	-	-	250	V	218	12.90	17.29	74.00	-	-
5 456.93	-	-	31.65	44.55	-	250	V	218	12.90	-	-	9.45	54.00
5 459.73	-	-	35.08	47.98	-	273	H	228	12.90	-	-	6.02	54.00
5 459.73	47.36	60.26	-	-	-	273	H	228	12.90	13.74	74.00	-	-
5 469.35	45.93	58.83	-	-	-	197	V	204	12.90	9.37	68.20	-	-
5 469.88	50.51	63.41	-	-	-	290	H	228	12.90	4.79	68.20	-	-

Remarks

1. Peak Result(dBµV/m) = Peak Reading Value(dBµV/m) + Correction Factor(dB)
2. Average Result(dBµV/m) = Average Reading Value(dBµV/m) + DCCF + Correction Factor(dB)
3. DCCF(Duty Cycle Correction Factor) = 10 x Log(1/Duty Cycle)
4. Correction Factor(dB) = Antenna Factor(dB/m) + Cable Factor(dB) – Pre-Amplifier Factor(dB)
5. Margin(dB) = (Peak/Average) Result (dBµV/m) – (Peak/Average) Limit (dBµV/m)

Band Edge_MIMO_802.11ac(VHT80)_VHT0_5610

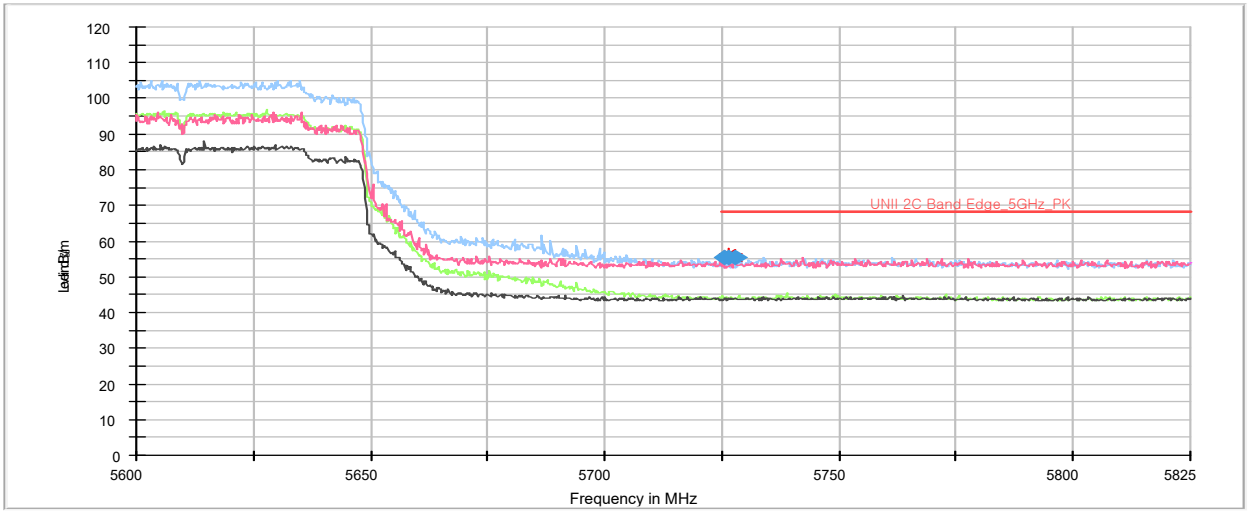

Frequency [MHz]	Peak Reading Value [dBuV]	Peak Result [dBuV/m]	AVG Reading Value [dBuV]	AVG Result [dBuV/m]	DCCF [dB]	Height [cm]	Pol [H/V]	Azimuth [deg]	Correction Factor [dB/m]	Peak Margin [dB]	Peak Limit [dBuV/m]	AVG Margin [dB]	AVG Limit [dBuV/m]
5 725.33	42.27	55.27	-	-	-	184	H	18	13.00	12.93	68.20	-	-
5 726.45	42.42	55.42	-	-	-	263	H	178	13.00	12.78	68.20	-	-
5 727.80	42.25	55.25	-	-	-	150	V	239	13.00	12.95	68.20	-	-

Remarks

1. Peak Result(dBµV/m) = Peak Reading Value(dBµV/m) + Correction Factor(dB)
2. Average Result(dBµV/m) = Average Reading Value(dBµV/m) + DCCF + Correction Factor(dB)
3. DCCF(Duty Cycle Correction Factor) = 10 x Log(1/Duty Cycle)
4. Correction Factor(dB) = Antenna Factor(dB/m) + Cable Factor(dB) – Pre-Amplifier Factor(dB)
5. Margin(dB) = (Peak/Average) Result (dBµV/m) – (Peak/Average) Limit (dBµV/m)

Band Edge_MIMO_802.11ac(VHT80)_VHT0_5775#1

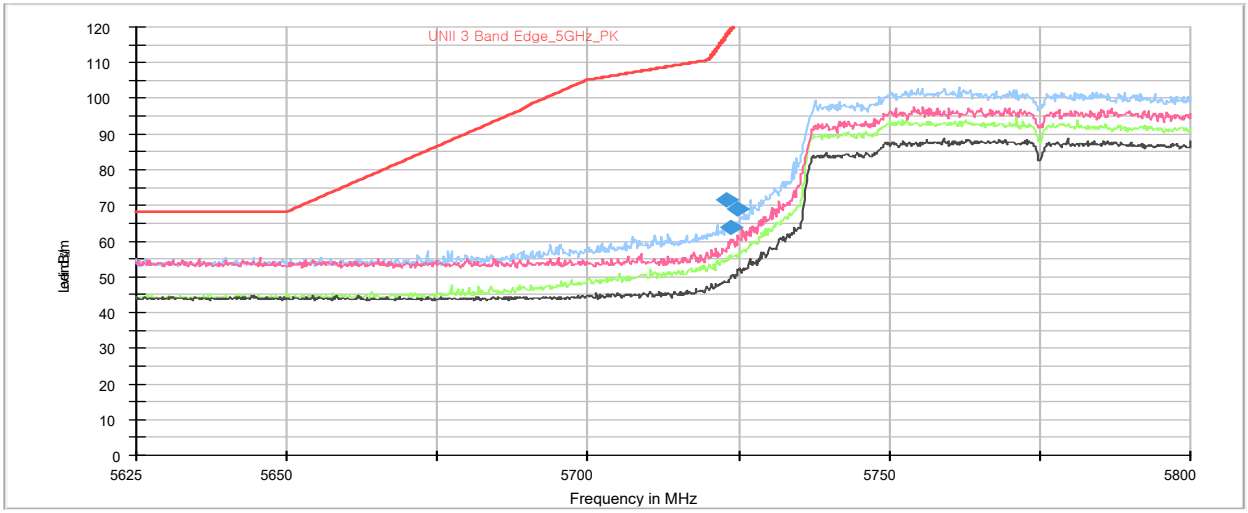

Frequency [MHz]	Peak Reading Value [dBuV]	Peak Result [dBuV/m]	AVG Reading Value [dBuV]	AVG Result [dBuV/m]	DCCF [dB]	Height [cm]	Pol [H/V]	Azimuth [deg]	Correction Factor [dB/m]	Peak Margin [dB]	Peak Limit [dBuV/m]	AVG Margin [dB]	AVG Limit [dBuV/m]
5 722.83	58.60	71.60	-	-	-	175	H	232	13.00	45.64	117.24	-	-
5 723.70	50.90	63.90	-	-	-	186	V	204	13.00	55.34	119.24	-	-
5 724.93	55.87	68.87	-	-	-	163	H	206	13.00	53.16	122.03	-	-

Remarks

1. Peak Result(dBμV/m) = Peak Reading Value(dBμV/m) + Correction Factor(dB)
2. Average Result(dBμV/m) = Average Reading Value(dBμV/m) + DCCF + Correction Factor(dB)
3. DCCF(Duty Cycle Correction Factor) = 10 x Log(1/Duty Cycle)
4. Correction Factor(dB) = Antenna Factor(dB/m) + Cable Factor(dB) – Pre-Amplifier Factor(dB)
5. Margin(dB) = (Peak/Average) Result (dBμV/m) – (Peak/Average) Limit (dBμV/m)

Band Edge_MIMO_802.11ac(VHT80)_VHT0_5775#2

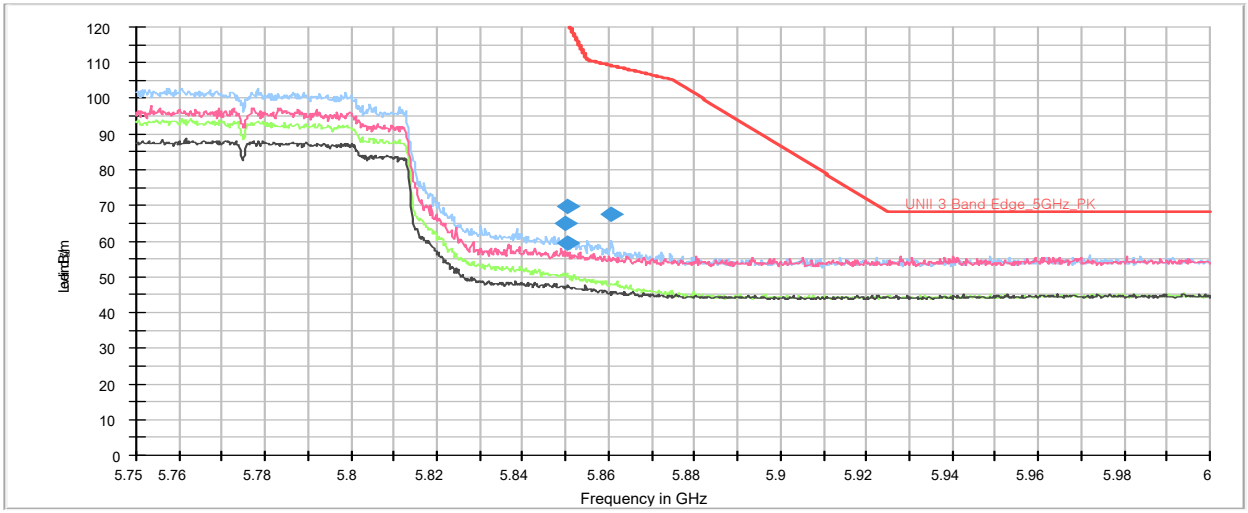

Frequency [MHz]	Peak Reading Value [dBuV]	Peak Result [dBuV/m]	AVG Reading Value [dBuV]	AVG Result [dBuV/m]	DCCF [dB]	Height [cm]	Pol [H/V]	Azimuth [deg]	Correction Factor [dB/m]	Peak Margin [dB]	Peak Limit [dBuV/m]	AVG Margin [dB]	AVG Limit [dBuV/m]
5 850.00	51.69	65.09	-	-	-	151	H	225	13.40	57.11	122.20	-	-
5 850.25	46.13	59.53	-	-	-	198	V	229	13.40	62.10	121.63	-	-
5 850.50	56.32	69.72	-	-	-	163	H	234	13.40	51.34	121.06	-	-
5 860.75	53.89	67.39	-	-	-	250	H	243	13.50	41.80	109.19	-	-

Remarks

1. Peak Result(dBμV/m) = Peak Reading Value(dBμV/m) + Correction Factor(dB)
2. Average Result(dBμV/m) = Average Reading Value(dBμV/m) + DCCF + Correction Factor(dB)
3. DCCF(Duty Cycle Correction Factor) = 10 x Log(1/Duty Cycle)
4. Correction Factor(dB) = Antenna Factor(dB/m) + Cable Factor(dB) – Pre-Amplifier Factor(dB)
5. Margin(dB) = (Peak/Average) Result (dBμV/m) – (Peak/Average) Limit (dBμV/m)

Band Edge_ANT1_802.11ax(HE160)_HE0_996T/67_5250#1

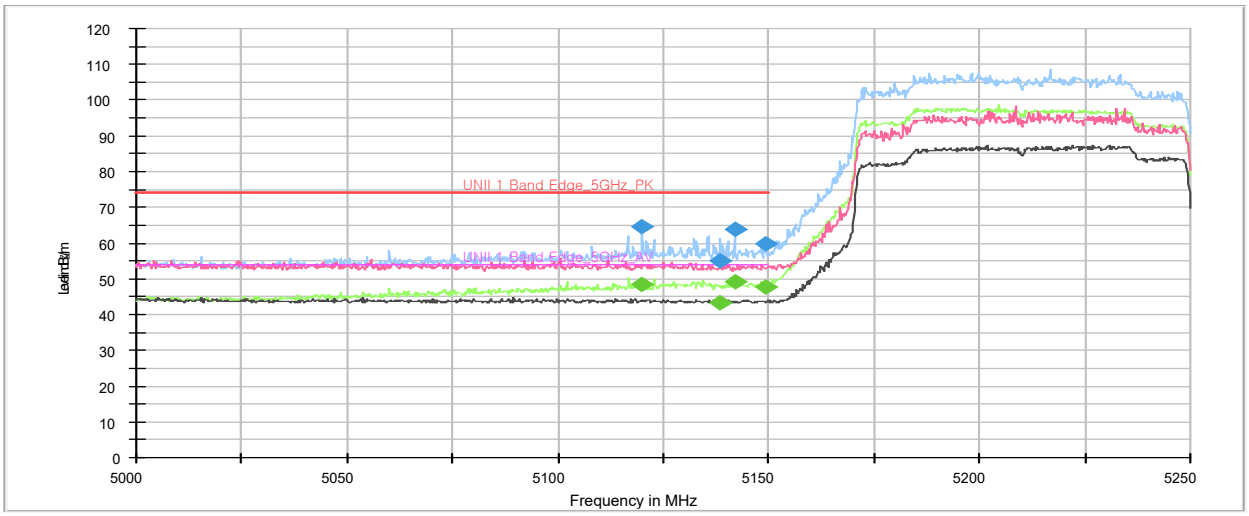

Frequency [MHz]	Peak Reading Value [dBuV]	Peak Result [dBuV/m]	AVG Reading Value [dBuV]	AVG Result [dBuV/m]	DCCF [dB]	Height [cm]	Pol [H/V]	Azimuth [deg]	Correction Factor [dB/m]	Peak Margin [dB]	Peak Limit [dBuV/m]	AVG Margin [dB]	AVG Limit [dBuV/m]
5 120.00	52.23	64.63	-	-	-	205	H	234	12.40	9.37	74.00	-	-
5 120.00	-	-	36.06	48.46	-	205	H	234	12.40	-	-	5.54	54.00
5 138.50	-	-	30.83	43.13	-	350	V	78	12.30	-	-	10.87	54.00
5 138.50	42.75	55.05	-	-	-	350	V	78	12.30	18.95	74.00	-	-
5 142.00	-	-	36.71	49.01	-	208	H	234	12.30	-	-	4.99	54.00
5 142.00	51.40	63.70	-	-	-	208	H	234	12.30	10.30	74.00	-	-
5 149.50	-	-	35.44	47.74	-	210	H	187	12.30	-	-	6.26	54.00
5 149.50	47.69	59.99	-	-	-	210	H	187	12.30	14.01	74.00	-	-

Remarks

1. Peak Result(dBμV/m) = Peak Reading Value(dBμV/m) + Correction Factor(dB)
2. Average Result(dBμV/m) = Average Reading Value(dBμV/m) + DCCF + Correction Factor(dB)
3. DCCF(Duty Cycle Correction Factor) = 10 x Log(1/Duty Cycle)
4. Correction Factor(dB) = Antenna Factor(dB/m) + Cable Factor(dB) – Pre-Amplifier Factor(dB)
5. Margin(dB) = (Peak/Average) Result (dBμV/m) – (Peak/Average) Limit (dBμV/m)

Band Edge_ANT1_802.11ax(HE160)_HE0_996T/67_5250#2

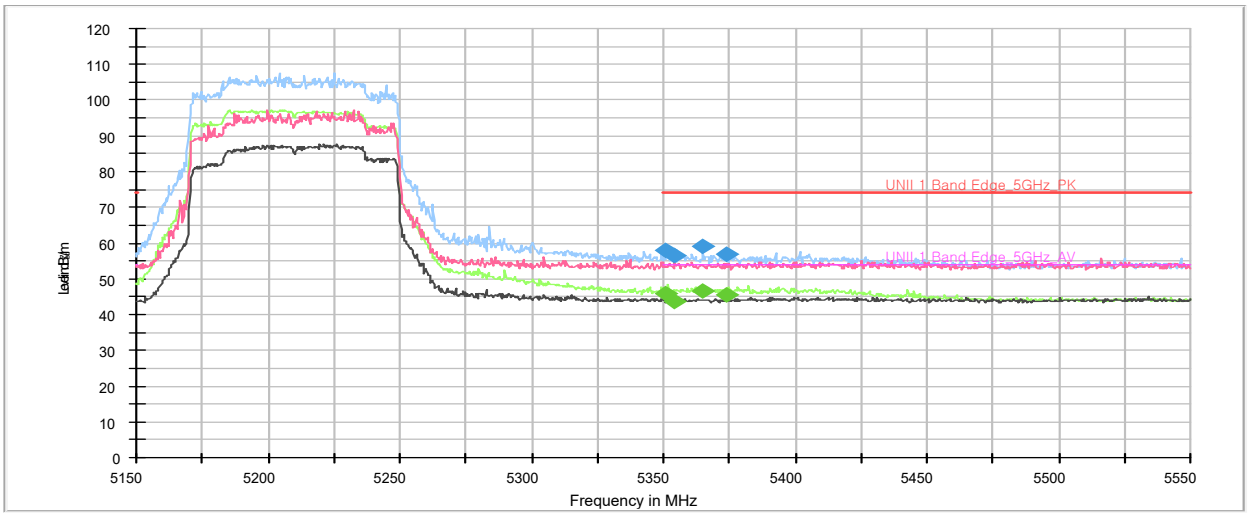

Frequency [MHz]	Peak Reading Value [dBuV]	Peak Result [dBuV/m]	AVG Reading Value [dBuV]	AVG Result [dBuV/m]	DCCF [dB]	Height [cm]	Pol [H/V]	Azimuth [deg]	Correction Factor [dB/m]	Peak Margin [dB]	Peak Limit [dBuV/m]	AVG Margin [dB]	AVG Limit [dBuV/m]
5 350.80	45.39	58.09	-	-	-	199	H	235	12.70	15.91	74.00	-	-
5 350.80	-	-	33.16	45.86	-	199	H	235	12.70	-	-	8.14	54.00
5 354.40	43.78	56.48	-	-	-	197	V	240	12.70	17.52	74.00	-	-
5 354.40	-	-	30.93	43.63	-	197	V	240	12.70	-	-	10.37	54.00
5 365.20	-	-	33.95	46.65	-	298	H	237	12.70	-	-	7.35	54.00
5 365.20	46.31	59.01	-	-	-	298	H	237	12.70	14.99	74.00	-	-
5 374.00	-	-	32.90	45.60	-	196	H	195	12.70	-	-	8.40	54.00
5 374.00	44.12	56.82	-	-	-	196	H	195	12.70	17.18	74.00	-	-

Remarks

1. Peak Result(dBμV/m) = Peak Reading Value(dBμV/m) + Correction Factor(dB)
2. Average Result(dBμV/m) = Average Reading Value(dBμV/m) + DCCF + Correction Factor(dB)
3. DCCF(Duty Cycle Correction Factor) = 10 x Log(1/Duty Cycle)
4. Correction Factor(dB) = Antenna Factor(dB/m) + Cable Factor(dB) – Pre-Amplifier Factor(dB)
5. Margin(dB) = (Peak/Average) Result (dBμV/m) – (Peak/Average) Limit (dBμV/m)

Band Edge_ANT1_802.11ac(VHT160)_VHT0_5570#1

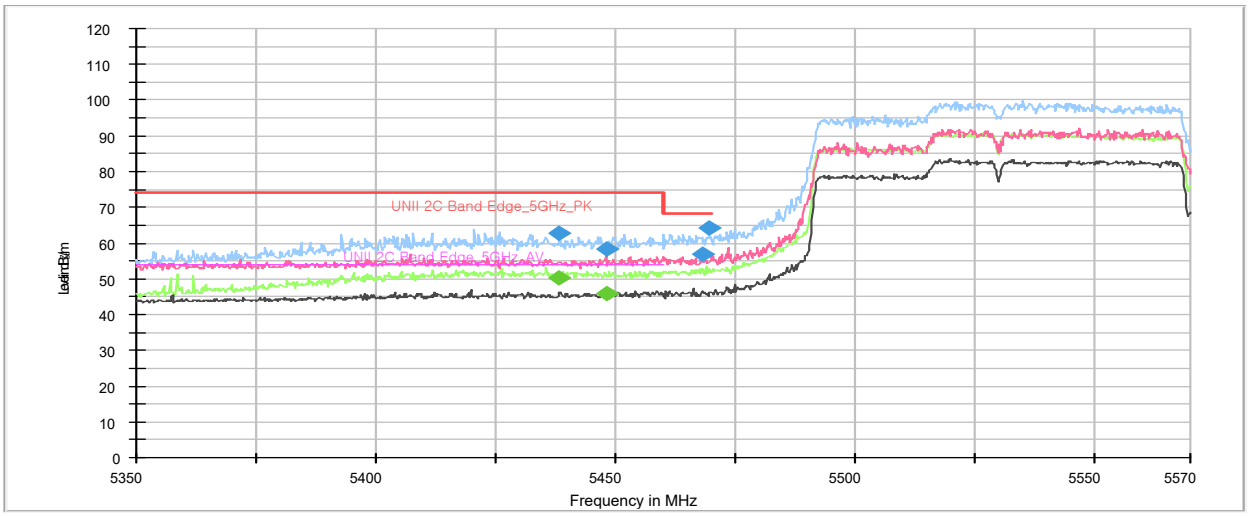

Frequency [MHz]	Peak Reading Value [dBuV]	Peak Result [dBuV/m]	AVG Reading Value [dBuV]	AVG Result [dBuV/m]	DCCF [dB]	Height [cm]	Pol [H/V]	Azimuth [deg]	Correction Factor [dB/m]	Peak Margin [dB]	Peak Limit [dBuV/m]	AVG Margin [dB]	AVG Limit [dBuV/m]
5 438.22	49.95	62.85	-	-	-	288	H	237	12.90	11.15	74.00	-	-
5 438.22	-	-	37.36	50.26	-	288	H	237	12.90	-	-	3.74	54.00
5 448.12	45.52	58.42	-	-	-	183	V	210	12.90	15.58	74.00	-	-
5 448.12	-	-	32.86	45.76	-	183	V	210	12.90	-	-	8.24	54.00
5 468.14	43.95	56.85	-	-	-	197	V	202	12.90	11.35	68.20	-	-
5 469.68	51.16	64.06	-	-	-	290	H	248	12.90	4.14	68.20	-	-

Remarks

1. Peak Result(dBμV/m) = Peak Reading Value(dBμV/m) + Correction Factor(dB)
2. Average Result(dBμV/m) = Average Reading Value(dBμV/m) + DCCF + Correction Factor(dB)
3. DCCF(Duty Cycle Correction Factor) = 10 x Log(1/Duty Cycle)
4. Correction Factor(dB) = Antenna Factor(dB/m) + Cable Factor(dB) – Pre-Amplifier Factor(dB)
5. Margin(dB) = (Peak/Average) Result (dBμV/m) – (Peak/Average) Limit (dBμV/m)

Band Edge_ANT1_802.11ac(VHT160)_VHT0_5570#2

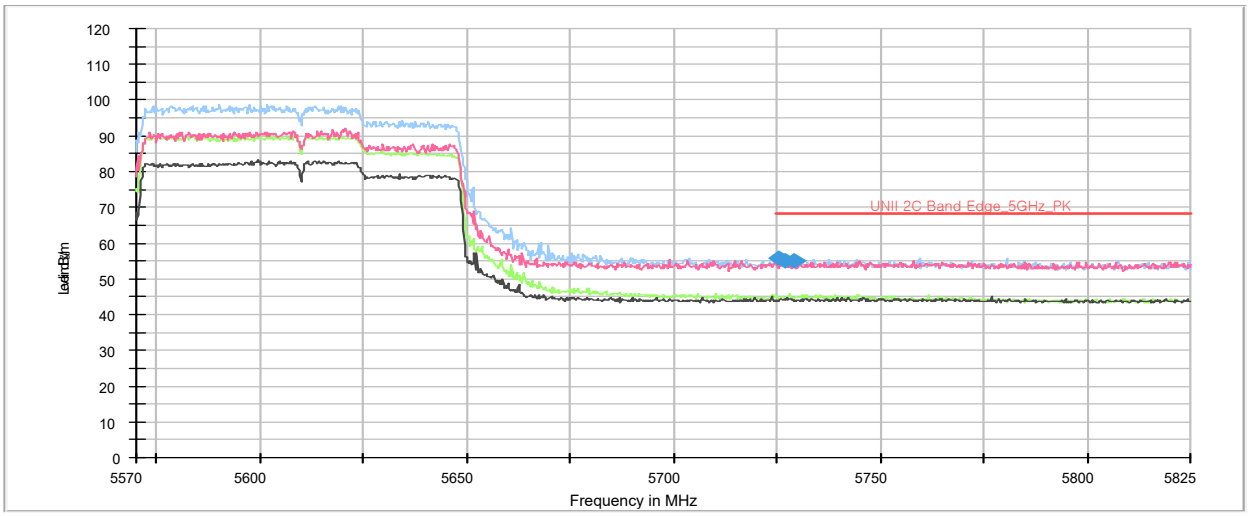

Frequency [MHz]	Peak Reading Value [dBuV]	Peak Result [dBuV/m]	AVG Reading Value [dBuV]	AVG Result [dBuV/m]	DCCF [dB]	Height [cm]	Pol [H/V]	Azimuth [deg]	Correction Factor [dB/m]	Peak Margin [dB]	Peak Limit [dBuV/m]	AVG Margin [dB]	AVG Limit [dBuV/m]
5 725.55	42.87	55.87	-	-	-	150	H	200	13.00	12.33	68.20	-	-
5 727.08	42.22	55.22	-	-	-	251	H	177	13.00	12.98	68.20	-	-
5 729.12	42.18	55.18	-	-	-	264	V	148	13.00	13.02	68.20	-	-

Remarks

1. Peak Result(dBµV/m) = Peak Reading Value(dBµV/m) + Correction Factor(dB)
2. Average Result(dBµV/m) = Average Reading Value(dBµV/m) + DCCF + Correction Factor(dB)
3. DCCF(Duty Cycle Correction Factor) = 10 x Log(1/Duty Cycle)
4. Correction Factor(dB) = Antenna Factor(dB/m) + Cable Factor(dB) – Pre-Amplifier Factor(dB)
5. Margin(dB) = (Peak/Average) Result (dBµV/m) – (Peak/Average) Limit (dBµV/m)

Band Edge_ANT2_802.11ax(HE160)_HE0_996T/67_5250#1

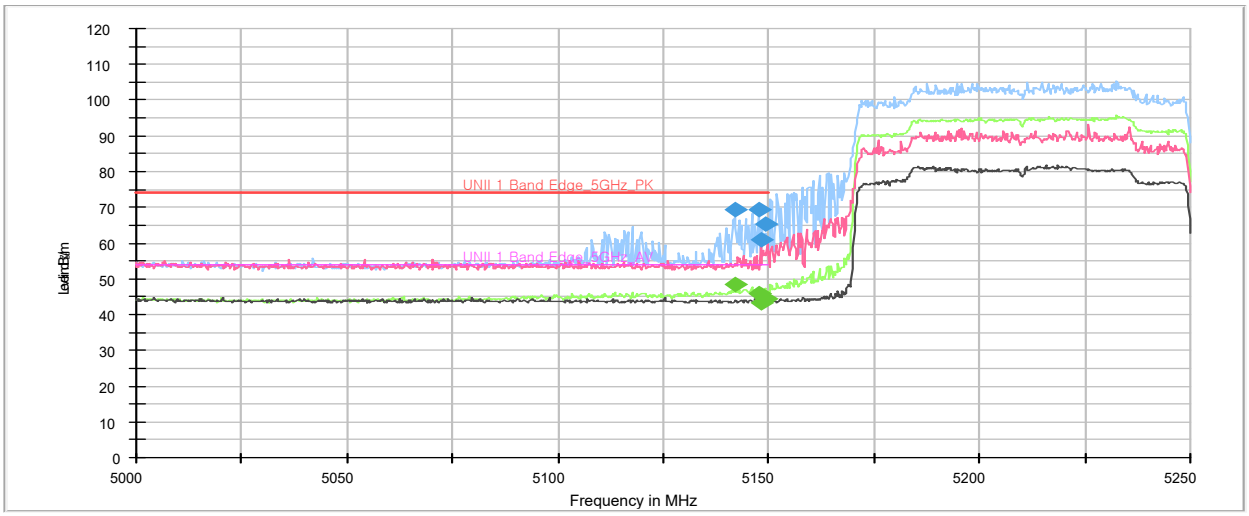

Frequency [MHz]	Peak Reading Value [dBuV]	Peak Result [dBuV/m]	AVG Reading Value [dBuV]	AVG Result [dBuV/m]	DCCF [dB]	Height [cm]	Pol [H/V]	Azimuth [deg]	Correction Factor [dB/m]	Peak Margin [dB]	Peak Limit [dBuV/m]	AVG Margin [dB]	AVG Limit [dBuV/m]
5 142.00	57.18	69.48	-	-	-	150	H	232	12.30	4.52	74.00	-	-
5 142.00	-	-	36.30	48.60	-	150	H	232	12.30	-	-	5.40	54.00
5 147.50	-	-	33.75	46.05	-	207	H	186	12.30	-	-	7.95	54.00
5 147.50	57.03	69.33	-	-	-	207	H	186	12.30	4.67	74.00	-	-
5 148.00	48.60	60.90	-	-	-	285	V	351	12.30	13.10	74.00	-	-
5 148.00	-	-	31.18	43.48	-	285	V	351	12.30	-	-	10.52	54.00
5 149.25	-	-	31.94	44.24	-	195	H	160	12.30	-	-	9.76	54.00
5 149.25	53.11	65.41	-	-	-	195	H	160	12.30	8.59	74.00	-	-

Remarks

1. Peak Result(dBμV/m) = Peak Reading Value(dBμV/m) + Correction Factor(dB)
2. Average Result(dBμV/m) = Average Reading Value(dBμV/m) + DCCF + Correction Factor(dB)
3. DCCF(Duty Cycle Correction Factor) = 10 x Log(1/Duty Cycle)
4. Correction Factor(dB) = Antenna Factor(dB/m) + Cable Factor(dB) – Pre-Amplifier Factor(dB)
5. Margin(dB) = (Peak/Average) Result (dBμV/m) – (Peak/Average) Limit (dBμV/m)

Band Edge_ANT2_802.11ax(HE160)_HE0_996T/67_5250#2

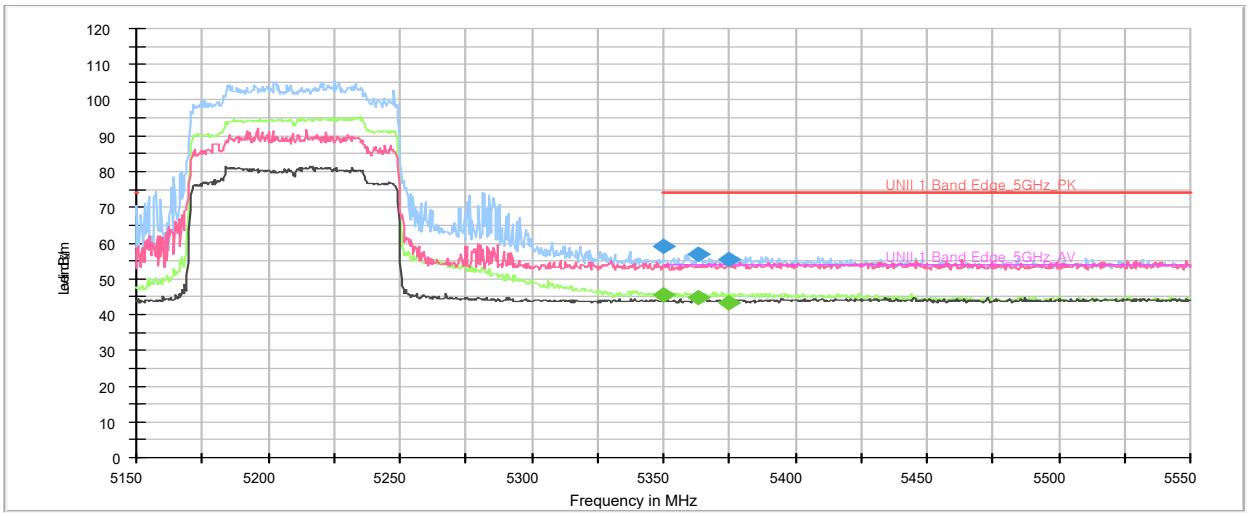

Frequency [MHz]	Peak Reading Value [dBuV]	Peak Result [dBuV/m]	AVG Reading Value [dBuV]	AVG Result [dBuV/m]	DCCF [dB]	Height [cm]	Pol [H/V]	Azimuth [deg]	Correction Factor [dB/m]	Peak Margin [dB]	Peak Limit [dBuV/m]	AVG Margin [dB]	AVG Limit [dBuV/m]
5 350.00	-	-	32.87	45.57	-	196	H	233	12.70	-	-	8.43	54.00
5 350.00	46.55	59.25	-	-	-	196	H	233	12.70	14.75	74.00	-	-
5 363.60	-	-	32.15	44.85	-	174	H	239	12.70	-	-	9.15	54.00
5 363.60	44.29	56.99	-	-	-	174	H	239	12.70	17.01	74.00	-	-
5 374.80	-	-	30.47	43.17	-	350	V	7	12.70	-	-	10.83	54.00
5 374.80	42.73	55.43	-	-	-	350	V	7	12.70	18.57	74.00	-	-

Remarks

1. Peak Result(dBμV/m) = Peak Reading Value(dBμV/m) + Correction Factor(dB)
2. Average Result(dBμV/m) = Average Reading Value(dBμV/m) + DCCF + Correction Factor(dB)
3. DCCF(Duty Cycle Correction Factor) = 10 x Log(1/Duty Cycle)
4. Correction Factor(dB) = Antenna Factor(dB/m) + Cable Factor(dB) – Pre-Amplifier Factor(dB)
5. Margin(dB) = (Peak/Average) Result (dBμV/m) – (Peak/Average) Limit (dBμV/m)

Band Edge_ANT2_802.11ac(VHT160)_VHT0_5570#1

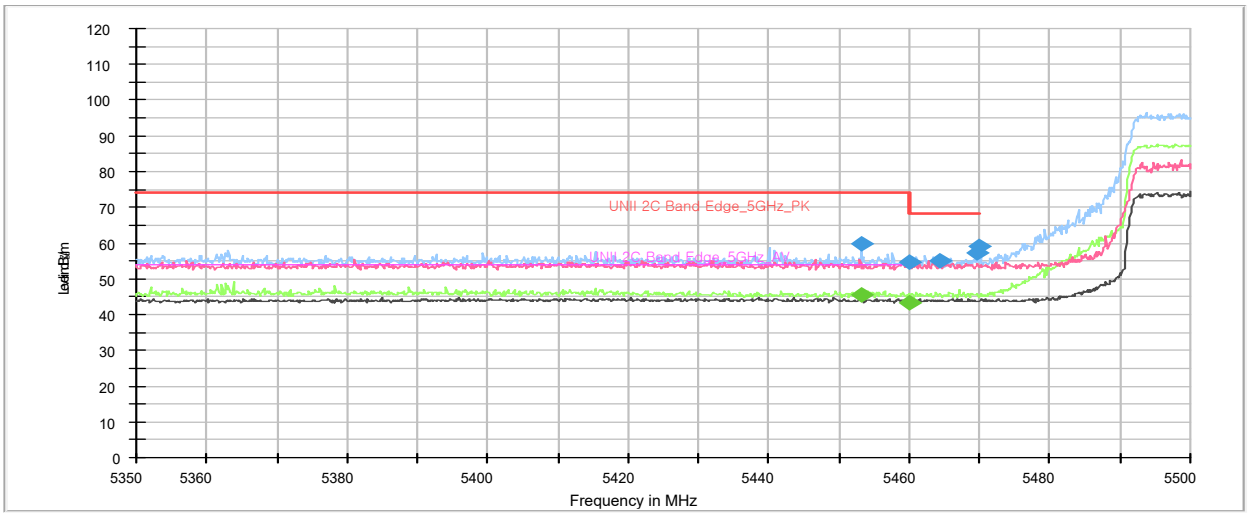

Frequency [MHz]	Peak Reading Value [dBuV]	Peak Result [dBuV/m]	AVG Reading Value [dBuV]	AVG Result [dBuV/m]	DCCF [dB]	Height [cm]	Pol [H/V]	Azimuth [deg]	Correction Factor [dB/m]	Peak Margin [dB]	Peak Limit [dBuV/m]	AVG Margin [dB]	AVG Limit [dBuV/m]
5 453.20	-	-	32.64	45.54	-	171	H	243	12.90	-	-	8.46	54.00
5 453.20	47.01	59.91	-	-	-	171	H	243	12.90	14.09	74.00	-	-
5 459.95	41.82	54.72	-	-	-	350	V	253	12.90	19.28	74.00	-	-
5 459.95	-	-	30.29	43.19	-	350	V	253	12.90	-	-	10.81	54.00
5 464.45	42.30	55.20	-	-	-	150	V	116	12.90	13.00	68.20	-	-
5 469.70	44.43	57.33	-	-	-	172	H	212	12.90	10.87	68.20	-	-
5 470.00	46.08	58.98	-	-	-	199	H	238	12.90	9.22	68.20	-	-

Remarks
1. Peak Result(dBμV/m) = Peak Reading Value(dBμV/m) + Correction Factor(dB)
2. Average Result(dBμV/m) = Average Reading Value(dBμV/m) + DCCF + Correction Factor(dB)
3. DCCF(Duty Cycle Correction Factor) = 10 x Log(1/Duty Cycle)
4. Correction Factor(dB) = Antenna Factor(dB/m) + Cable Factor(dB) – Pre-Amplifier Factor(dB)
5. Margin(dB) = (Peak/Average) Result (dBμV/m) – (Peak/Average) Limit (dBμV/m)

Band Edge_ANT2_802.11ac(VHT160)_VHT0_5570#2

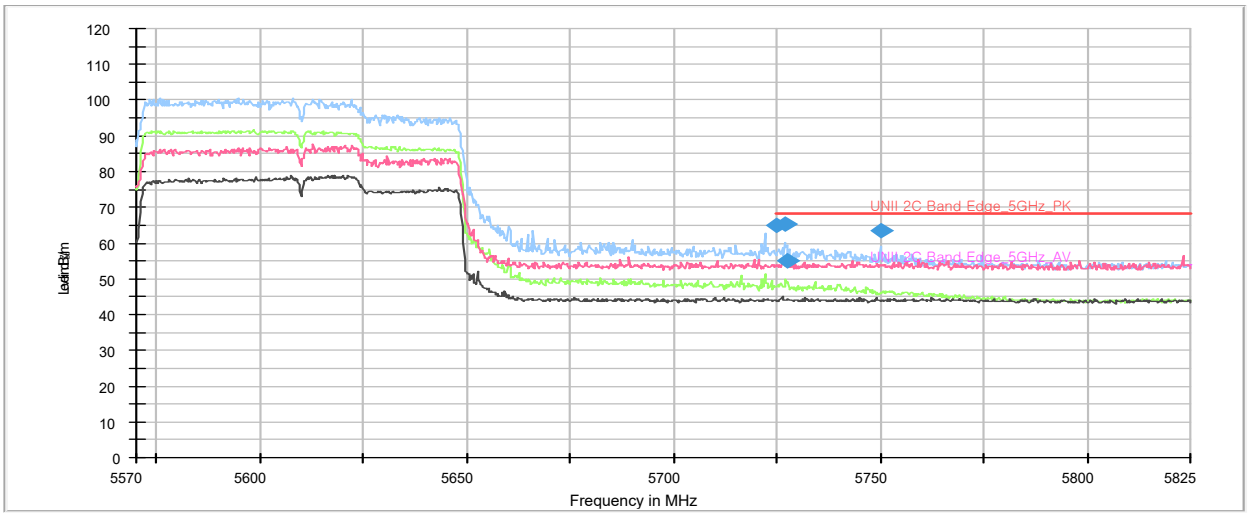

Frequency [MHz]	Peak Reading Value [dBuV]	Peak Result [dBuV/m]	AVG Reading Value [dBuV]	AVG Result [dBuV/m]	DCCF [dB]	Height [cm]	Pol [H/V]	Azimuth [deg]	Correction Factor [dB/m]	Peak Margin [dB]	Peak Limit [dBuV/m]	AVG Margin [dB]	AVG Limit [dBuV/m]
5 725.04	51.83	64.83	-	-	-	172	H	232	13.00	3.37	68.20	-	-
5 726.83	52.19	65.19	-	-	-	156	H	238	13.00	3.01	68.20	-	-
5 727.34	42.05	55.05	-	-	-	173	V	51	13.00	13.15	68.20	-	-
5 750.03	50.45	63.55	-	-	-	156	H	236	13.10	4.65	68.20	-	-

Remarks

1. Peak Result(dBμV/m) = Peak Reading Value(dBμV/m) + Correction Factor(dB)
2. Average Result(dBμV/m) = Average Reading Value(dBμV/m) + DCCF + Correction Factor(dB)
3. DCCF(Duty Cycle Correction Factor) = 10 x Log(1/Duty Cycle)
4. Correction Factor(dB) = Antenna Factor(dB/m) + Cable Factor(dB) – Pre-Amplifier Factor(dB)
5. Margin(dB) = (Peak/Average) Result (dBμV/m) – (Peak/Average) Limit (dBμV/m)

Band Edge_MIMO_802.11ax(HE160)_HE0_996T/67_5250#1

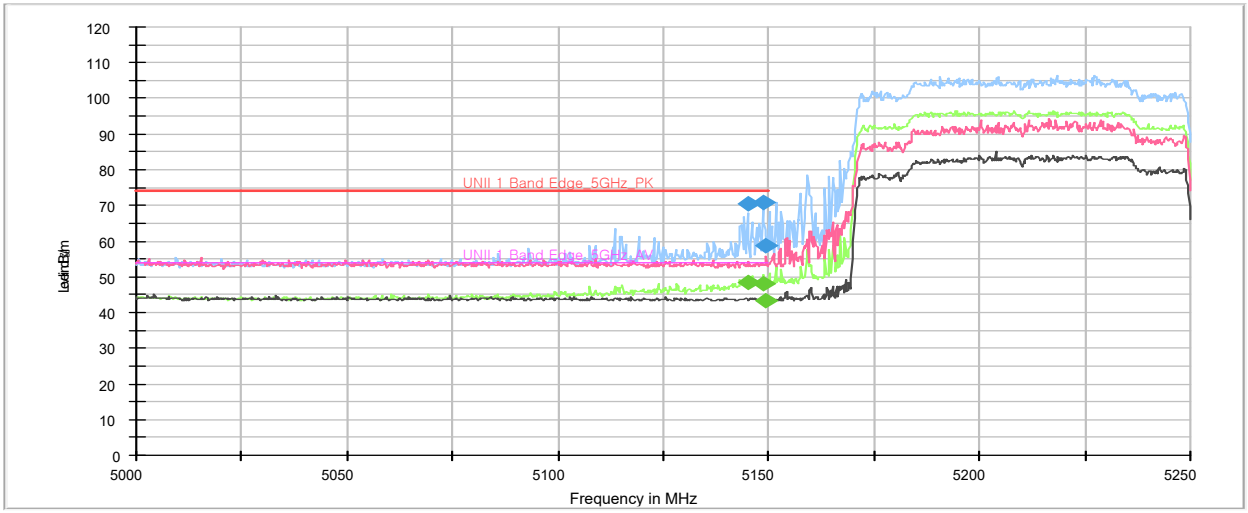

Frequency [MHz]	Peak Reading Value [dBuV]	Peak Result [dBuV/m]	AVG Reading Value [dBuV]	AVG Result [dBuV/m]	DCCF [dB]	Height [cm]	Pol [H/V]	Azimuth [deg]	Correction Factor [dB/m]	Peak Margin [dB]	Peak Limit [dBuV/m]	AVG Margin [dB]	AVG Limit [dBuV/m]
5 145.00	58.04	70.34	-	-	-	212	H	230	12.30	3.66	74.00	-	-
5 145.00	-	-	36.08	48.38	-	212	H	230	12.30	-	-	5.62	54.00
5 148.75	58.69	70.99	-	-	-	216	H	199	12.30	3.01	74.00	-	-
5 148.75	-	-	35.74	48.04	-	216	H	199	12.30	-	-	5.96	54.00
5 149.50	-	-	30.97	43.27	-	164	V	68	12.30	-	-	10.73	54.00
5 149.50	46.44	58.74	-	-	-	164	V	68	12.30	15.26	74.00	-	-

Remarks

1. Peak Result(dBµV/m) = Peak Reading Value(dBµV/m) + Correction Factor(dB)
2. Average Result(dBµV/m) = Average Reading Value(dBµV/m) + DCCF + Correction Factor(dB)
3. DCCF(Duty Cycle Correction Factor) = 10 x Log(1/Duty Cycle)
4. Correction Factor(dB) = Antenna Factor(dB/m) + Cable Factor(dB) – Pre-Amplifier Factor(dB)
5. Margin(dB) = (Peak/Average) Result (dBµV/m) – (Peak/Average) Limit (dBµV/m)

Band Edge_MIMO_802.11ax(HE160)_HE0_996T/67_5250#2

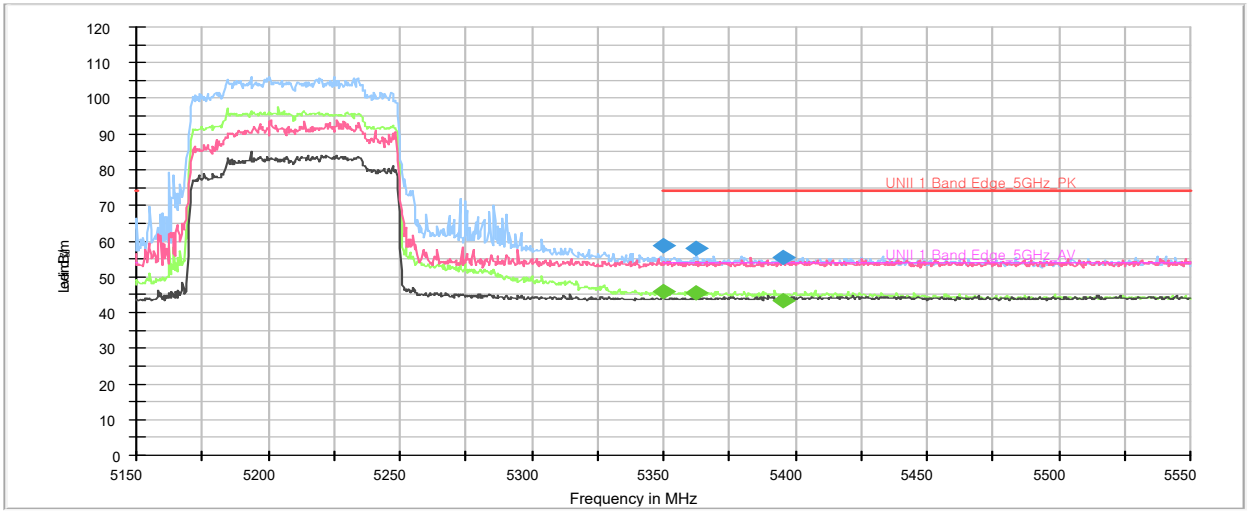

Frequency [MHz]	Peak Reading Value [dBuV]	Peak Result [dBuV/m]	AVG Reading Value [dBuV]	AVG Result [dBuV/m]	DCCF [dB]	Height [cm]	Pol [H/V]	Azimuth [deg]	Correction Factor [dB/m]	Peak Margin [dB]	Peak Limit [dBuV/m]	AVG Margin [dB]	AVG Limit [dBuV/m]
5 350.40	-	-	33.02	45.72	-	198	H	233	12.70	-	-	8.28	54.00
5 350.40	45.99	58.69	-	-	-	198	H	233	12.70	15.31	74.00	-	-
5 362.80	-	-	32.70	45.40	-	208	H	233	12.70	-	-	8.60	54.00
5 362.80	45.28	57.98	-	-	-	208	H	233	12.70	16.02	74.00	-	-
5 395.20	-	-	30.47	43.27	-	184	V	129	12.80	-	-	10.73	54.00
5 395.20	42.66	55.46	-	-	-	184	V	129	12.80	18.54	74.00	-	-

Remarks
1. Peak Result(dBμV/m) = Peak Reading Value(dBμV/m) + Correction Factor(dB)
2. Average Result(dBμV/m) = Average Reading Value(dBμV/m) + DCCF + Correction Factor(dB)
3. DCCF(Duty Cycle Correction Factor) = 10 x Log(1/Duty Cycle)
4. Correction Factor(dB) = Antenna Factor(dB/m) + Cable Factor(dB) – Pre-Amplifier Factor(dB)
5. Margin(dB) = (Peak/Average) Result (dBμV/m) – (Peak/Average) Limit (dBμV/m)

Band Edge_MIMO_802.11ac(VHT160)_VHT0_5570#1

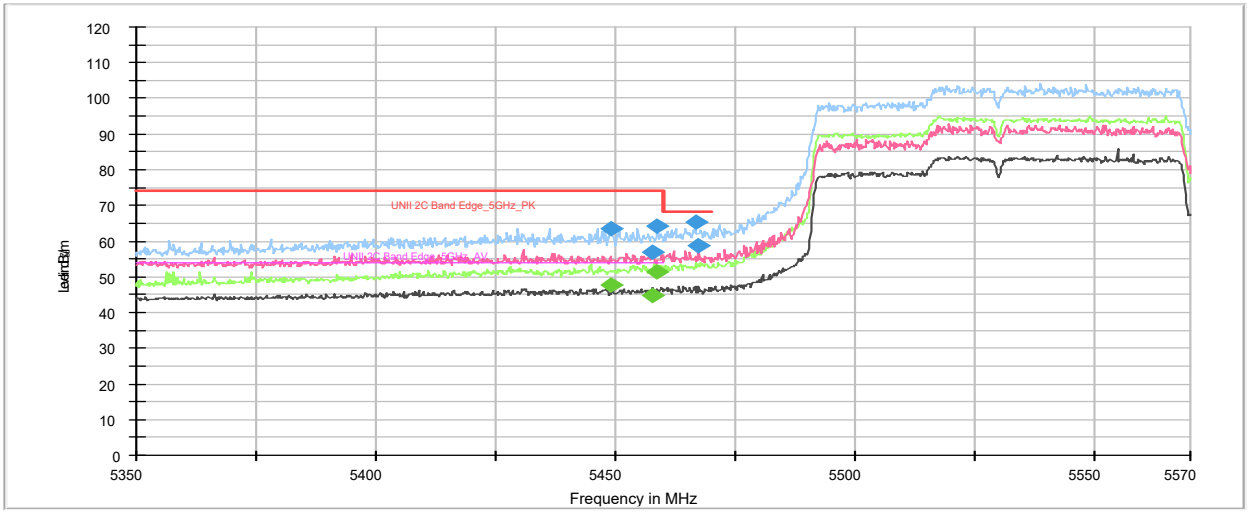

Frequency [MHz]	Peak Reading Value [dBuV]	Peak Result [dBuV/m]	AVG Reading Value [dBuV]	AVG Result [dBuV/m]	DCCF [dB]	Height [cm]	Pol [H/V]	Azimuth [deg]	Correction Factor [dB/m]	Peak Margin [dB]	Peak Limit [dBuV/m]	AVG Margin [dB]	AVG Limit [dBuV/m]
5 449.00	50.51	63.41	-	-	-	186	H	186	12.90	10.59	74.00	-	-
5 449.00	-	-	34.85	47.75	-	186	H	186	12.90	-	-	6.25	54.00
5 457.58	-	-	31.69	44.59	-	212	V	196	12.90	-	-	9.41	54.00
5 457.58	43.96	56.86	-	-	-	212	V	196	12.90	17.14	74.00	-	-
5 458.68	51.27	64.17	-	-	-	288	H	231	12.90	9.83	74.00	-	-
5 458.68	-	-	38.36	51.26	-	288	H	231	12.90	-	-	2.74	54.00
5 466.60	52.34	65.24	-	-	-	310	H	235	12.90	2.96	68.20	-	-
5 467.48	45.96	58.86	-	-	-	175	V	204	12.90	9.34	68.20	-	-

Remarks

1. Peak Result(dBμV/m) = Peak Reading Value(dBμV/m) + Correction Factor(dB)
2. Average Result(dBμV/m) = Average Reading Value(dBμV/m) + DCCF + Correction Factor(dB)
3. DCCF(Duty Cycle Correction Factor) = 10 x Log(1/Duty Cycle)
4. Correction Factor(dB) = Antenna Factor(dB/m) + Cable Factor(dB) – Pre-Amplifier Factor(dB)
5. Margin(dB) = (Peak/Average) Result (dBμV/m) – (Peak/Average) Limit (dBμV/m)

Band Edge_MIMO_802.11ac(VHT160)_VHT0_5570#2

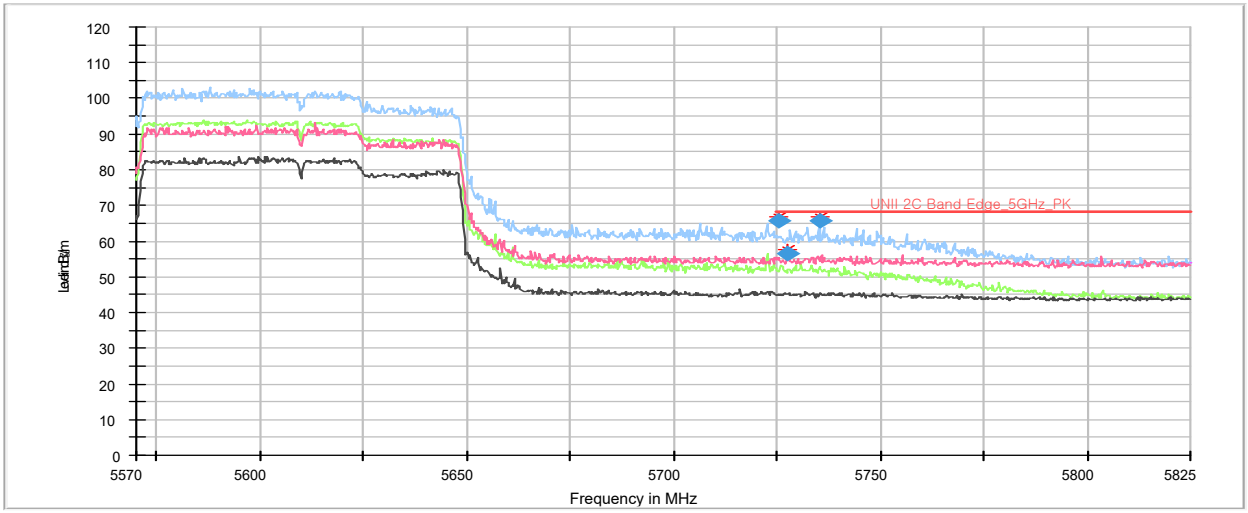

Frequency [MHz]	Peak Reading Value [dBuV]	Peak Result [dBuV/m]	AVG Reading Value [dBuV]	AVG Result [dBuV/m]	DCCF [dB]	Height [cm]	Pol [H/V]	Azimuth [deg]	Correction Factor [dB/m]	Peak Margin [dB]	Peak Limit [dBuV/m]	AVG Margin [dB]	AVG Limit [dBuV/m]
5 725.55	52.55	65.55	-	-	-	164	H	228	13.00	2.65	68.20	-	-
5 727.34	43.57	56.57	-	-	-	288	V	350	13.00	11.63	68.20	-	-
5 735.24	52.54	65.54	-	-	-	160	H	228	13.00	2.66	68.20	-	-

Remarks

1. Peak Result(dBµV/m) = Peak Reading Value(dBµV/m) + Correction Factor(dB)
2. Average Result(dBµV/m) = Average Reading Value(dBµV/m) + DCCF + Correction Factor(dB)
3. DCCF(Duty Cycle Correction Factor) = 10 x Log(1/Duty Cycle)
4. Correction Factor(dB) = Antenna Factor(dB/m) + Cable Factor(dB) – Pre-Amplifier Factor(dB)
5. Margin(dB) = (Peak/Average) Result (dBµV/m) – (Peak/Average) Limit (dBµV/m)

6 GHz UNII band (Restricted Band Edge)

Band Edge_ANT1_802.11ax(HE20)_HE0_Full_5955

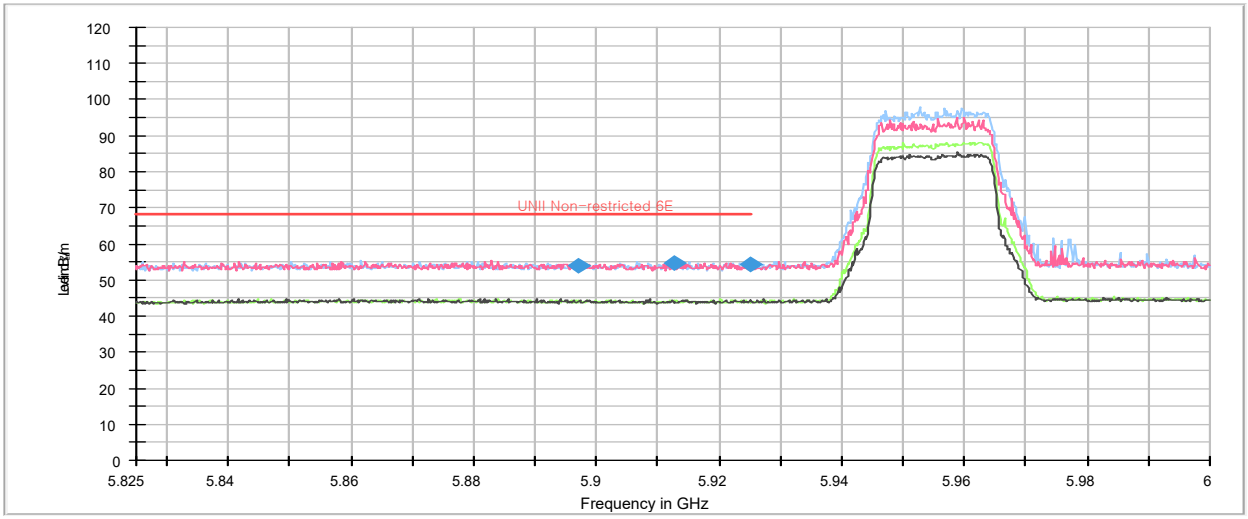

Frequency [MHz]	Peak Reading Value [dBuV]	Peak Result [dBuV/m]	AVG Reading Value [dBuV]	AVG Result [dBuV/m]	DCCF [dB]	Height [cm]	Pol [H/V]	Azimuth [deg]	Correction Factor [dB/m]	Peak Margin [dB]	Peak Limit [dBuV/m]	AVG Margin [dB]	AVG Limit [dBuV/m]
5 896.93	40.51	54.11	-	-	-	350	H	244	13.60	14.09	68.20	-	-
5 912.50	41.08	54.78	-	-	-	250	V	337	13.70	13.42	68.20	-	-
5 924.93	40.46	54.16	-	-	-	234	H	172	13.70	14.04	68.20	-	-

Remarks

1. Peak Result(dBμV/m) = Peak Reading Value(dBμV/m) + Correction Factor(dB)
2. Average Result(dBμV/m) = Average Reading Value(dBμV/m) + DCCF + Correction Factor(dB)
3. DCCF(Duty Cycle Correction Factor) = 10 x Log(1/Duty Cycle)
4. Correction Factor(dB) = Antenna Factor(dB/m) + Cable Factor(dB) – Pre-Amplifier Factor(dB)
5. Margin(dB) = (Peak/Average) Result (dBμV/m) – (Peak/Average) Limit (dBμV/m)

Band Edge_ANT1_802.11ax(HE20)_HE0_Full_7115

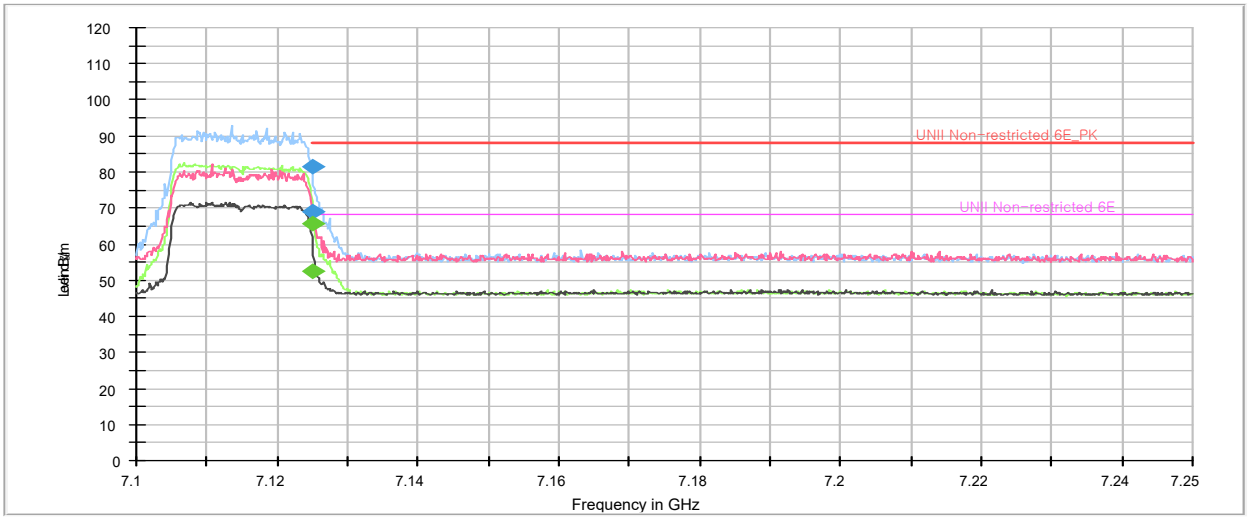

Frequency [MHz]	Peak Reading Value [dBuV]	Peak Result [dBuV/m]	AVG Reading Value [dBuV]	AVG Result [dBuV/m]	DCCF [dB]	Height [cm]	Pol [H/V]	Azimuth [deg]	Correction Factor [dB/m]	Peak Margin [dB]	Peak Limit [dBuV/m]	AVG Margin [dB]	AVG Limit [dBuV/m]
7 125.05	-	-	49.08	65.68	-	234	H	242	16.60	-	68.20	2.52	68.20
7 125.05	64.83	81.43	-	-	-	234	H	242	16.60	6.77	88.20	-	-
7 125.20	-	-	35.83	52.43	-	195	V	207	16.60	-	68.20	15.77	68.20
7 125.20	52.49	69.09	-	-	-	195	V	207	16.60	19.11	88.20	-	-

Remarks

1. Peak Result(dBµV/m) = Peak Reading Value(dBµV/m) + Correction Factor(dB)
2. Average Result(dBµV/m) = Average Reading Value(dBµV/m) + DCCF + Correction Factor(dB)
3. DCCF(Duty Cycle Correction Factor) = 10 x Log(1/Duty Cycle)
4. Correction Factor(dB) = Antenna Factor(dB/m) + Cable Factor(dB) – Pre-Amplifier Factor(dB)
5. Margin(dB) = (Peak/Average) Result (dBµV/m) – (Peak/Average) Limit (dBµV/m)

Band Edge_ANT2_802.11ax(HE20)_HE0_Full_5955

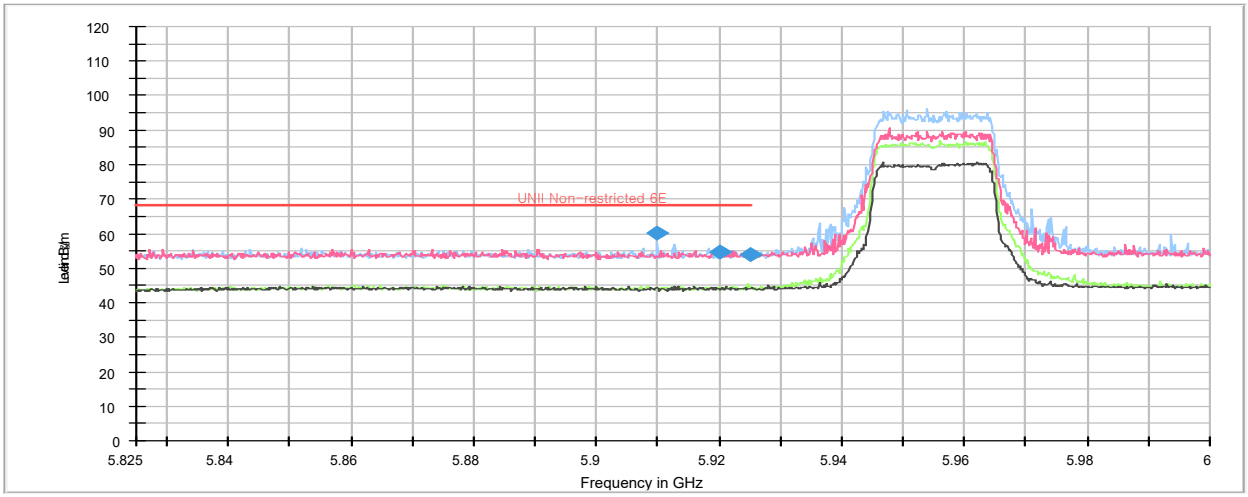

Frequency [MHz]	Peak Reading Value [dBuV]	Peak Result [dBuV/m]	AVG Reading Value [dBuV]	AVG Result [dBuV/m]	DCCF [dB]	Height [cm]	Pol [H/V]	Azimuth [deg]	Correction Factor [dB/m]	Peak Margin [dB]	Peak Limit [dBuV/m]	AVG Margin [dB]	AVG Limit [dBuV/m]
5 909.88	46.45	60.15	-	-	-	150	H	196	13.70	8.05	68.20	-	-
5 920.20	41.13	54.83	-	-	-	198	V	232	13.70	13.37	68.20	-	-
5 924.93	40.30	54.00	-	-	-	312	V	202	13.70	14.20	68.20	-	-

Remarks

1. Peak Result(dBµV/m) = Peak Reading Value(dBµV/m) + Correction Factor(dB)
2. Average Result(dBµV/m) = Average Reading Value(dBµV/m) + DCCF + Correction Factor(dB)
3. DCCF(Duty Cycle Correction Factor) = 10 x Log(1/Duty Cycle)
4. Correction Factor(dB) = Antenna Factor(dB/m) + Cable Factor(dB) – Pre-Amplifier Factor(dB)
5. Margin(dB) = (Peak/Average) Result (dBµV/m) – (Peak/Average) Limit (dBµV/m)

Band Edge_ANT2_802.11ax(HE20)_HE0_Full_7115

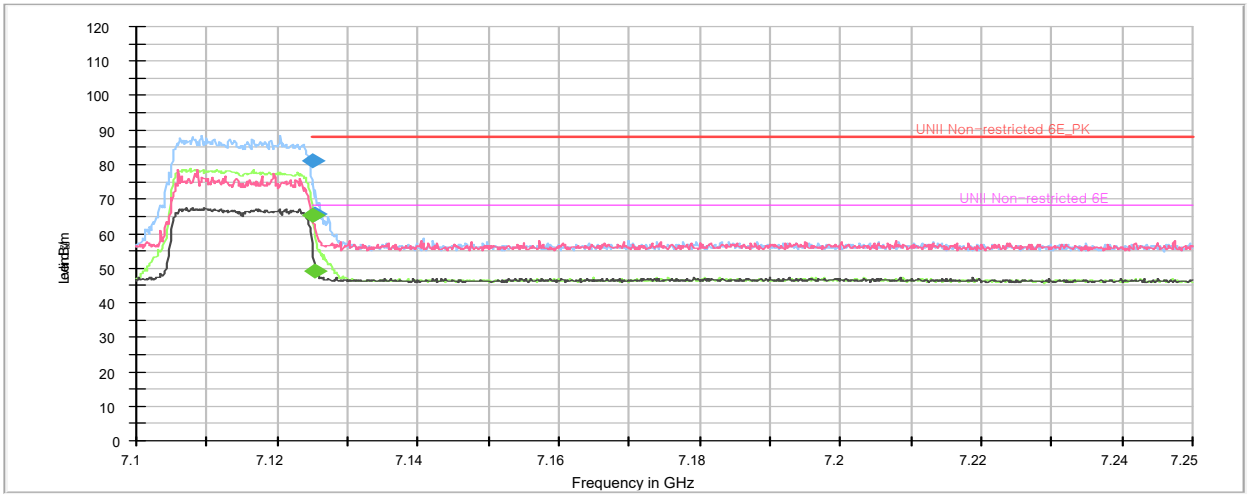

Frequency [MHz]	Peak Reading Value [dBuV]	Peak Result [dBuV/m]	AVG Reading Value [dBuV]	AVG Result [dBuV/m]	DCCF [dB]	Height [cm]	Pol [H/V]	Azimuth [deg]	Correction Factor [dB/m]	Peak Margin [dB]	Peak Limit [dBuV/m]	AVG Margin [dB]	AVG Limit [dBuV/m]
7 125.05	-	-	48.88	65.48	-	151	H	244	16.60	-	-	2.72	68.20
7 125.05	64.43	81.03	-	-	-	151	H	244	16.60	7.17	88.20	-	-
7 125.35	-	-	32.62	49.22	-	150	V	252	16.60	-	-	18.98	68.20
7 125.35	49.17	65.77	-	-	-	150	V	252	16.60	22.43	88.20	-	-

Remarks

1. Peak Result(dBµV/m) = Peak Reading Value(dBµV/m) + Correction Factor(dB)
2. Average Result(dBµV/m) = Average Reading Value(dBµV/m) + DCCF + Correction Factor(dB)
3. DCCF(Duty Cycle Correction Factor) = 10 x Log(1/Duty Cycle)
4. Correction Factor(dB) = Antenna Factor(dB/m) + Cable Factor(dB) – Pre-Amplifier Factor(dB)
5. Margin(dB) = (Peak/Average) Result (dBµV/m) – (Peak/Average) Limit (dBµV/m)

Band Edge_MIMO_802.11ax(HE20)_HE0_Full_5955

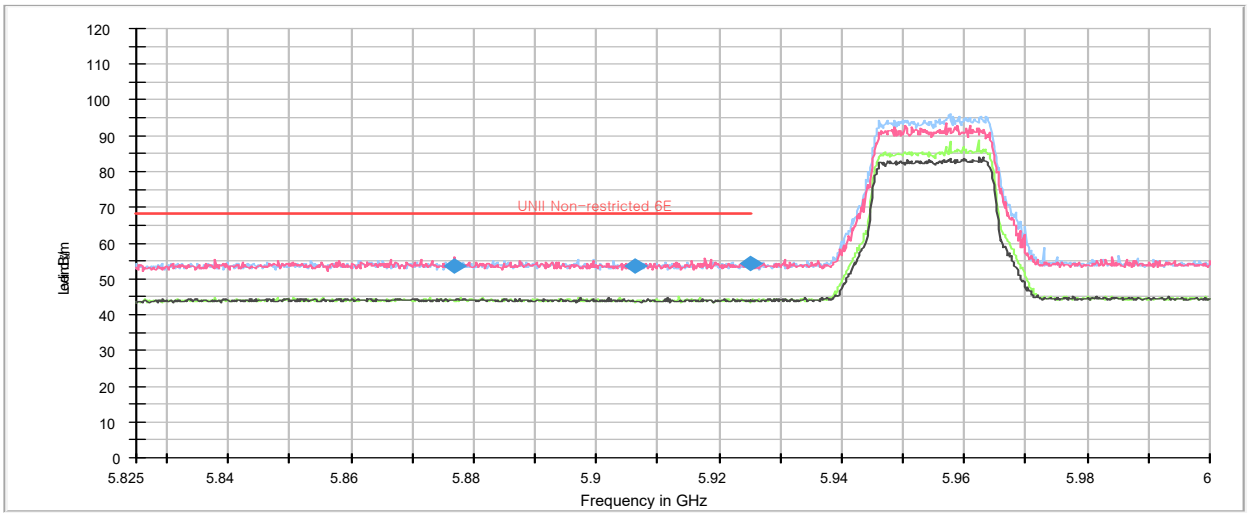

Frequency [MHz]	Peak Reading Value [dBuV]	Peak Result [dBuV/m]	AVG Reading Value [dBuV]	AVG Result [dBuV/m]	DCCF [dB]	Height [cm]	Pol [H/V]	Azimuth [deg]	Correction Factor [dB/m]	Peak Margin [dB]	Peak Limit [dBuV/m]	AVG Margin [dB]	AVG Limit [dBuV/m]
5 876.98	40.25	53.75	-	-	-	197	V	136	13.50	14.45	68.20	-	-
5 906.38	39.99	53.59	-	-	-	162	H	353	13.60	14.61	68.20	-	-
5 924.93	40.76	54.46	-	-	-	184	V	238	13.70	13.74	68.20	-	-

Remarks

1. Peak Result(dBµV/m) = Peak Reading Value(dBµV/m) + Correction Factor(dB)
2. Average Result(dBµV/m) = Average Reading Value(dBµV/m) + DCCF + Correction Factor(dB)
3. DCCF(Duty Cycle Correction Factor) = 10 x Log(1/Duty Cycle)
4. Correction Factor(dB) = Antenna Factor(dB/m) + Cable Factor(dB) – Pre-Amplifier Factor(dB)
5. Margin(dB) = (Peak/Average) Result (dBµV/m) – (Peak/Average) Limit (dBµV/m)

Band Edge_MIMO_802.11ax(HE20)_HE0_Full_7115

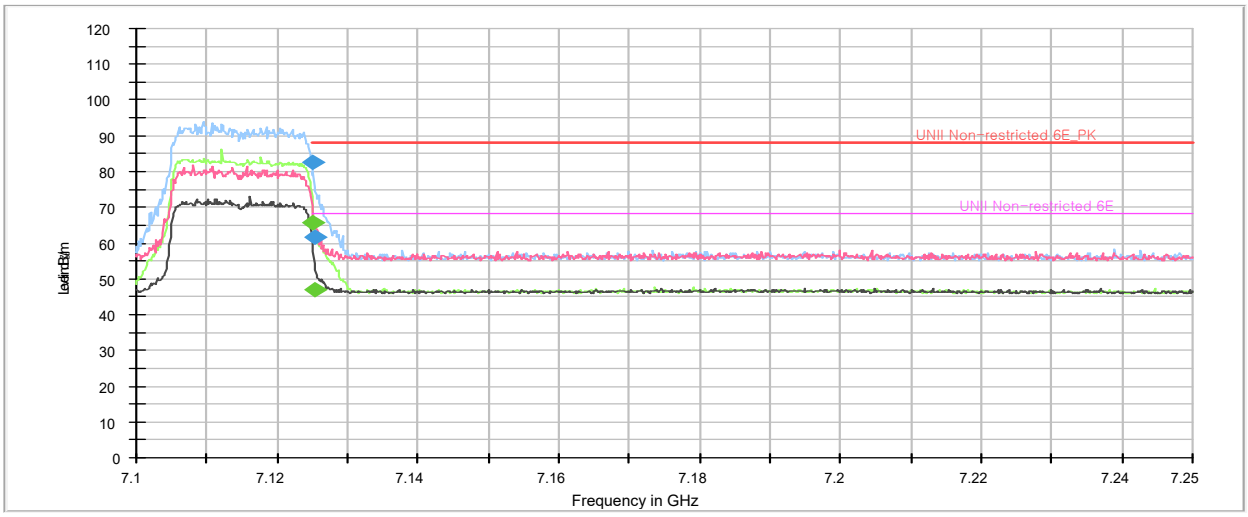

Frequency [MHz]	Peak Reading Value [dBuV]	Peak Result [dBuV/m]	AVG Reading Value [dBuV]	AVG Result [dBuV/m]	DCCF [dB]	Height [cm]	Pol [H/V]	Azimuth [deg]	Correction Factor [dB/m]	Peak Margin [dB]	Peak Limit [dBuV/m]	AVG Margin [dB]	AVG Limit [dBuV/m]
7 125.20	-	-	49.18	65.78	-	232	H	246	16.60	-	-	2.42	68.20
7 125.20	65.80	82.40	-	-	-	232	H	246	16.60	5.80	88.20	-	-
7 125.50	-	-	30.23	46.83	-	317	V	199	16.60	-	-	21.37	68.20
7 125.50	45.01	61.61	-	-	-	317	V	199	16.60	26.59	88.20	-	-

Remarks

1. Peak Result(dBµV/m) = Peak Reading Value(dBµV/m) + Correction Factor(dB)
2. Average Result(dBµV/m) = Average Reading Value(dBµV/m) + DCCF + Correction Factor(dB)
3. DCCF(Duty Cycle Correction Factor) = 10 x Log(1/Duty Cycle)
4. Correction Factor(dB) = Antenna Factor(dB/m) + Cable Factor(dB) – Pre-Amplifier Factor(dB)
5. Margin(dB) = (Peak/Average) Result (dBµV/m) – (Peak/Average) Limit (dBµV/m)

Band Edge_ANT1_802.11ax(HE40)_HE0_Full_5965

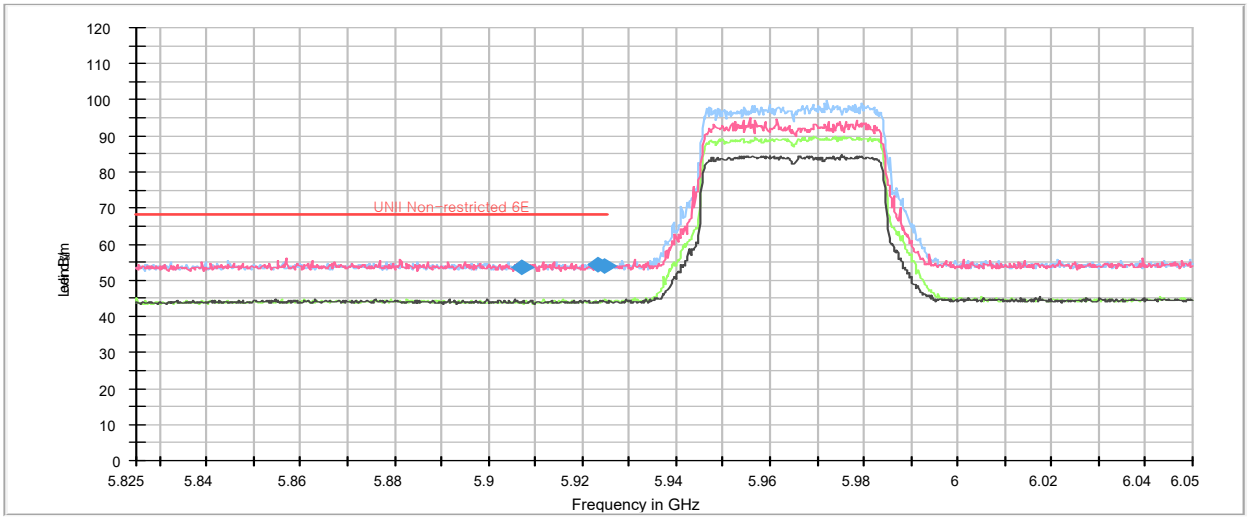

Frequency [MHz]	Peak Reading Value [dBuV]	Peak Result [dBuV/m]	AVG Reading Value [dBuV]	AVG Result [dBuV/m]	DCCF [dB]	Height [cm]	Pol [H/V]	Azimuth [deg]	Correction Factor [dB/m]	Peak Margin [dB]	Peak Limit [dBuV/m]	AVG Margin [dB]	AVG Limit [dBuV/m]
5 906.90	40.06	53.66	-	-	-	284	V	147	13.60	14.54	68.20	-	-
5 923.33	40.66	54.36	-	-	-	150	H	234	13.70	13.84	68.20	-	-
5 924.68	40.06	53.76	-	-	-	245	H	102	13.70	14.44	68.20	-	-

Remarks

1. Peak Result(dBμV/m) = Peak Reading Value(dBμV/m) + Correction Factor(dB)
2. Average Result(dBμV/m) = Average Reading Value(dBμV/m) + DCCF + Correction Factor(dB)
3. DCCF(Duty Cycle Correction Factor) = 10 x Log(1/Duty Cycle)
4. Correction Factor(dB) = Antenna Factor(dB/m) + Cable Factor(dB) – Pre-Amplifier Factor(dB)
5. Margin(dB) = (Peak/Average) Result (dBμV/m) – (Peak/Average) Limit (dBμV/m)

Band Edge_ANT1_802.11ax(HE40)_HE0_Full_7085

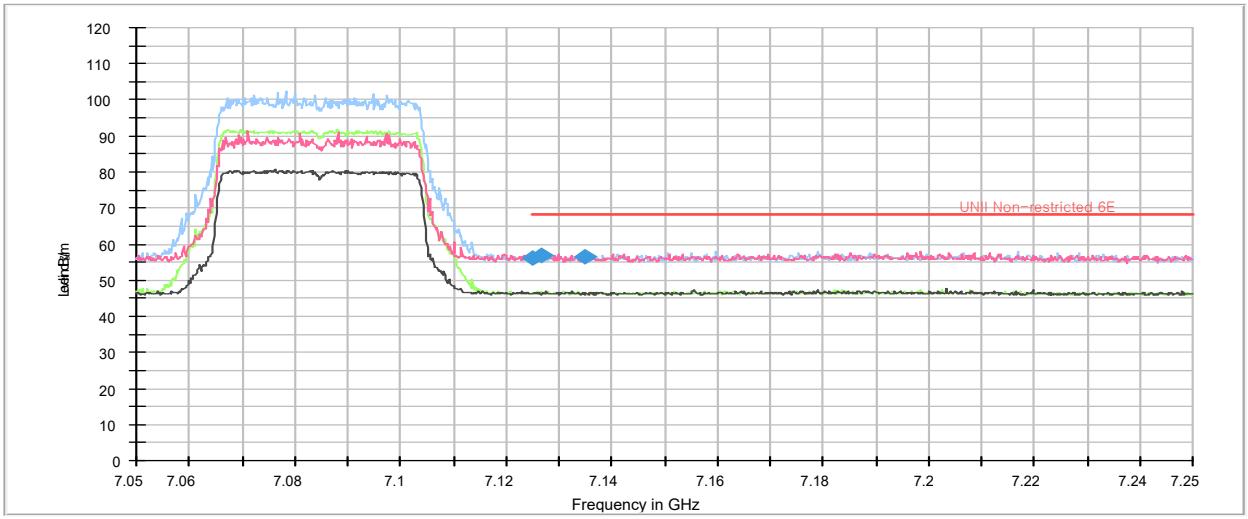

Frequency [MHz]	Peak Reading Value [dBuV]	Peak Result [dBuV/m]	AVG Reading Value [dBuV]	AVG Result [dBuV/m]	DCCF [dB]	Height [cm]	Pol [H/V]	Azimuth [deg]	Correction Factor [dB/m]	Peak Margin [dB]	Peak Limit [dBuV/m]	AVG Margin [dB]	AVG Limit [dBuV/m]
7 125.20	39.55	56.15	-	-	-	236	H	355	16.60	12.05	68.20	-	-
7 126.60	40.29	56.89	-	-	-	313	V	198	16.60	11.31	68.20	-	-
7 134.80	39.77	56.37	-	-	-	250	V	288	16.60	11.83	68.20	-	-

Remarks

1. Peak Result(dBμV/m) = Peak Reading Value(dBμV/m) + Correction Factor(dB)
2. Average Result(dBμV/m) = Average Reading Value(dBμV/m) + DCCF + Correction Factor(dB)
3. DCCF(Duty Cycle Correction Factor) = 10 x Log(1/Duty Cycle)
4. Correction Factor(dB) = Antenna Factor(dB/m) + Cable Factor(dB) – Pre-Amplifier Factor(dB)
5. Margin(dB) = (Peak/Average) Result (dBμV/m) – (Peak/Average) Limit (dBμV/m)

Band Edge_ANT2_802.11ax(HE40)_HE0_Full_5965

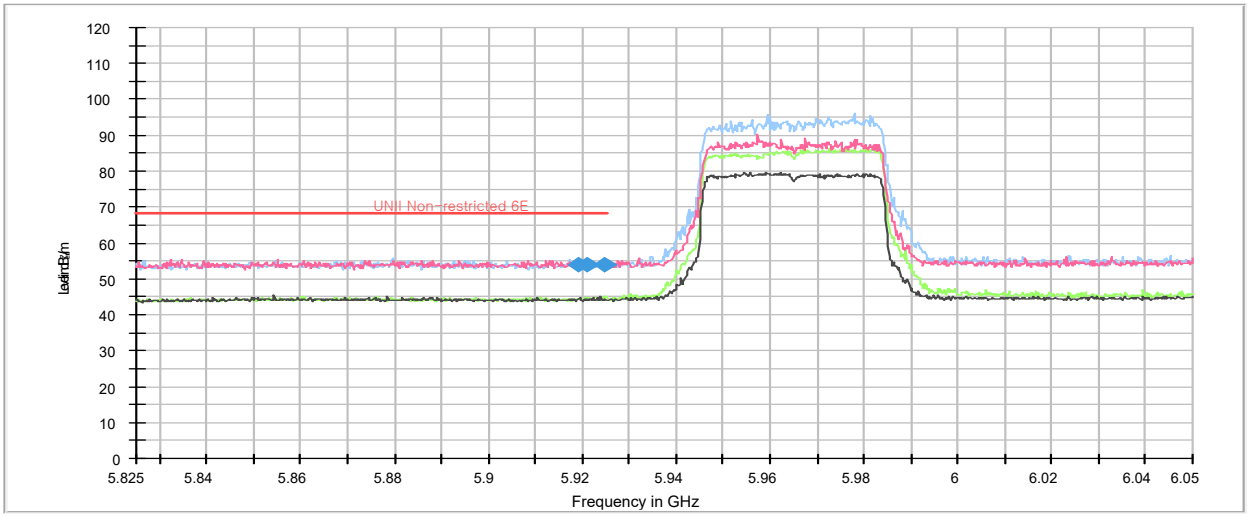

Frequency [MHz]	Peak Reading Value [dBuV]	Peak Result [dBuV/m]	AVG Reading Value [dBuV]	AVG Result [dBuV/m]	DCCF [dB]	Height [cm]	Pol [H/V]	Azimuth [deg]	Correction Factor [dB/m]	Peak Margin [dB]	Peak Limit [dBuV/m]	AVG Margin [dB]	AVG Limit [dBuV/m]
5 919.28	40.12	53.82	-	-	-	350	V	88	13.70	14.38	68.20	-	-
5 920.85	40.33	54.03	-	-	-	160	H	8	13.70	14.17	68.20	-	-
5 924.90	40.22	53.92	-	-	-	350	V	208	13.70	14.28	68.20	-	-

Remarks

1. Peak Result(dBμV/m) = Peak Reading Value(dBμV/m) + Correction Factor(dB)
2. Average Result(dBμV/m) = Average Reading Value(dBμV/m) + DCCF + Correction Factor(dB)
3. DCCF(Duty Cycle Correction Factor) = 10 x Log(1/Duty Cycle)
4. Correction Factor(dB) = Antenna Factor(dB/m) + Cable Factor(dB) – Pre-Amplifier Factor(dB)
5. Margin(dB) = (Peak/Average) Result (dBμV/m) – (Peak/Average) Limit (dBμV/m)

Band Edge_ANT2_802.11ax(HE40)_HE0_Full_7085

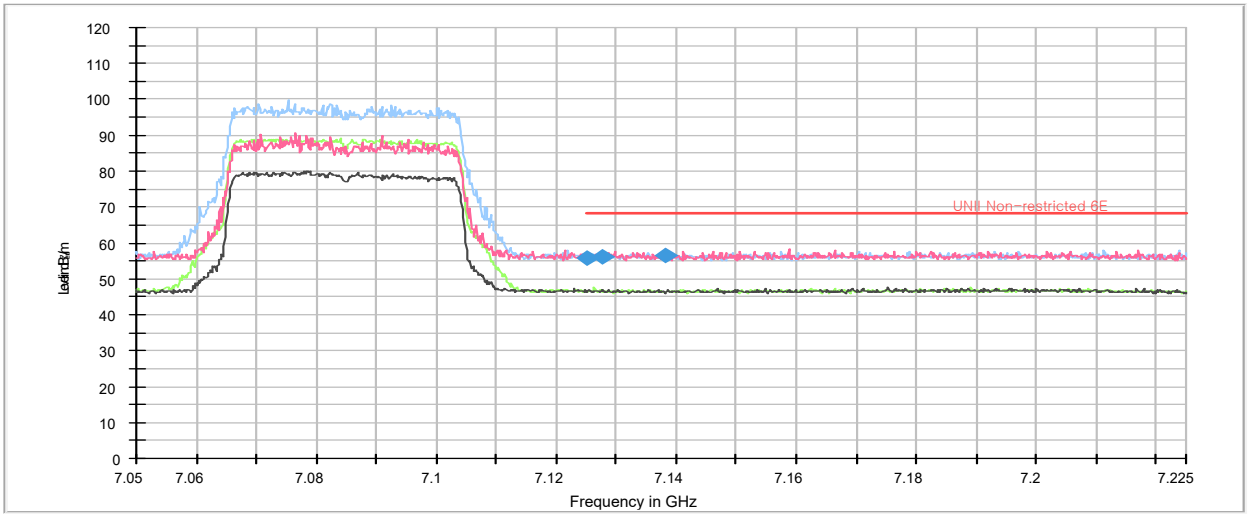

Frequency [MHz]	Peak Reading Value [dBuV]	Peak Result [dBuV/m]	AVG Reading Value [dBuV]	AVG Result [dBuV/m]	DCCF [dB]	Height [cm]	Pol [H/V]	Azimuth [deg]	Correction Factor [dB/m]	Peak Margin [dB]	Peak Limit [dBuV/m]	AVG Margin [dB]	AVG Limit [dBuV/m]
7 125.08	39.31	55.91	-	-	-	251	V	13	16.60	12.29	68.20	-	-
7 127.70	39.60	56.20	-	-	-	250	H	204	16.60	12.00	68.20	-	-
7 138.38	39.83	56.43	-	-	-	339	V	62	16.60	11.77	68.20	-	-

Remarks

1. Peak Result(dBμV/m) = Peak Reading Value(dBμV/m) + Correction Factor(dB)
2. Average Result(dBμV/m) = Average Reading Value(dBμV/m) + DCCF + Correction Factor(dB)
3. DCCF(Duty Cycle Correction Factor) = 10 x Log(1/Duty Cycle)
4. Correction Factor(dB) = Antenna Factor(dB/m) + Cable Factor(dB) – Pre-Amplifier Factor(dB)
5. Margin(dB) = (Peak/Average) Result (dBμV/m) – (Peak/Average) Limit (dBμV/m)

Band Edge_MIMO_802.11ax(HE40)_HE0_Full_5965

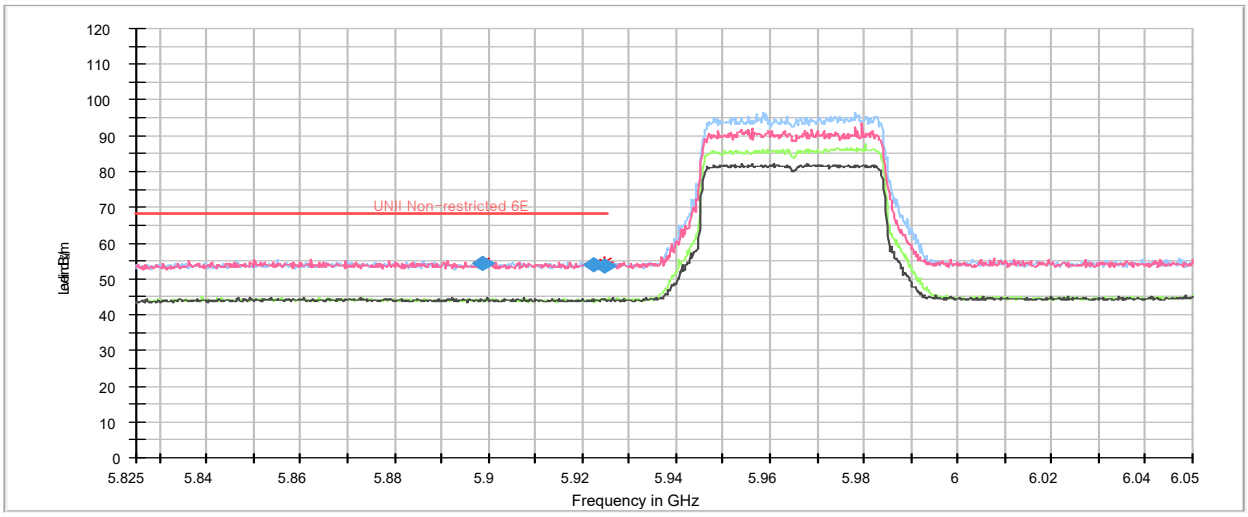

Frequency [MHz]	Peak Reading Value [dBuV]	Peak Result [dBuV/m]	AVG Reading Value [dBuV]	AVG Result [dBuV/m]	DCCF [dB]	Height [cm]	Pol [H/V]	Azimuth [deg]	Correction Factor [dB/m]	Peak Margin [dB]	Peak Limit [dBuV/m]	AVG Margin [dB]	AVG Limit [dBuV/m]
5 898.58	40.59	54.19	-	-	-	289	V	356	13.60	14.01	68.20	-	-
5 922.65	40.34	54.04	-	-	-	250	H	45	13.70	14.16	68.20	-	-
5 924.68	39.89	53.59	-	-	-	150	H	49	13.70	14.61	68.20	-	-

Remarks

1. Peak Result(dBμV/m) = Peak Reading Value(dBμV/m) + Correction Factor(dB)
2. Average Result(dBμV/m) = Average Reading Value(dBμV/m) + DCCF + Correction Factor(dB)
3. DCCF(Duty Cycle Correction Factor) = 10 x Log(1/Duty Cycle)
4. Correction Factor(dB) = Antenna Factor(dB/m) + Cable Factor(dB) – Pre-Amplifier Factor(dB)
5. Margin(dB) = (Peak/Average) Result (dBμV/m) – (Peak/Average) Limit (dBμV/m)

Band Edge_MIMO_802.11ax(HE40)_HE0_Full_7085

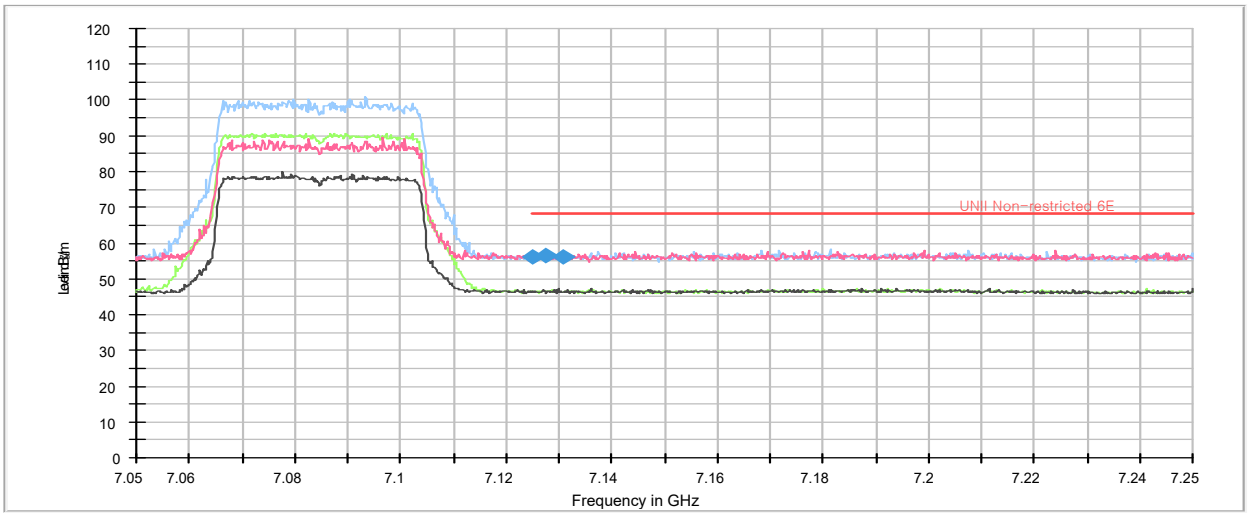

Frequency [MHz]	Peak Reading Value [dBuV]	Peak Result [dBuV/m]	AVG Reading Value [dBuV]	AVG Result [dBuV/m]	DCCF [dB]	Height [cm]	Pol [H/V]	Azimuth [deg]	Correction Factor [dB/m]	Peak Margin [dB]	Peak Limit [dBuV/m]	AVG Margin [dB]	AVG Limit [dBuV/m]
7 125.00	39.70	56.30	-	-	-	150	V	266	16.60	11.90	68.20	-	-
7 127.60	39.74	56.34	-	-	-	288	H	350	16.60	11.86	68.20	-	-
7 130.80	39.69	56.29	-	-	-	233	V	6	16.60	11.91	68.20	-	-

Remarks

1. Peak Result(dBµV/m) = Peak Reading Value(dBµV/m) + Correction Factor(dB)
2. Average Result(dBµV/m) = Average Reading Value(dBµV/m) + DCCF + Correction Factor(dB)
3. DCCF(Duty Cycle Correction Factor) = 10 x Log(1/Duty Cycle)
4. Correction Factor(dB) = Antenna Factor(dB/m) + Cable Factor(dB) – Pre-Amplifier Factor(dB)
5. Margin(dB) = (Peak/Average) Result (dBµV/m) – (Peak/Average) Limit (dBµV/m)

Band Edge_ANT1_802.11ax(HE80)_HE0_Full_5985

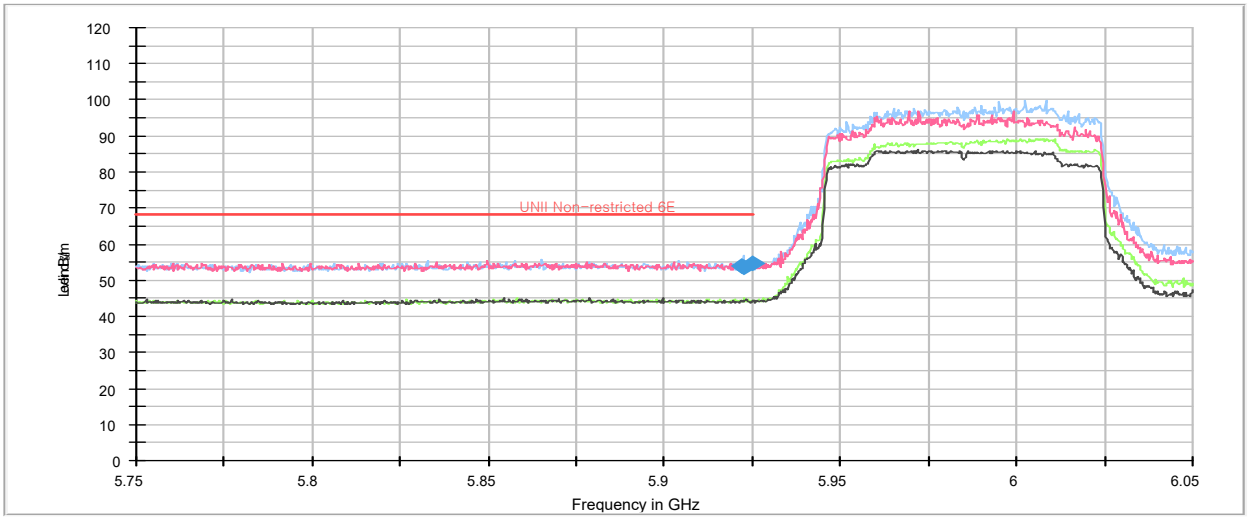

Frequency [MHz]	Peak Reading Value [dBuV]	Peak Result [dBuV/m]	AVG Reading Value [dBuV]	AVG Result [dBuV/m]	DCCF [dB]	Height [cm]	Pol [H/V]	Azimuth [deg]	Correction Factor [dB/m]	Peak Margin [dB]	Peak Limit [dBuV/m]	AVG Margin [dB]	AVG Limit [dBuV/m]
5 922.20	40.15	53.85	-	-	-	251	V	28	13.70	14.35	68.20	-	-
5 922.50	39.98	53.68	-	-	-	250	H	256	13.70	14.52	68.20	-	-
5 924.90	40.98	54.68	-	-	-	263	H	260	13.70	13.52	68.20	-	-

Remarks

1. Peak Result(dBμV/m) = Peak Reading Value(dBμV/m) + Correction Factor(dB)
2. Average Result(dBμV/m) = Average Reading Value(dBμV/m) + DCCF + Correction Factor(dB)
3. DCCF(Duty Cycle Correction Factor) = 10 x Log(1/Duty Cycle)
4. Correction Factor(dB) = Antenna Factor(dB/m) + Cable Factor(dB) – Pre-Amplifier Factor(dB)
5. Margin(dB) = (Peak/Average) Result (dBμV/m) – (Peak/Average) Limit (dBμV/m)

Band Edge_ANT1_802.11ax(HE80)_HE0_Full_7025

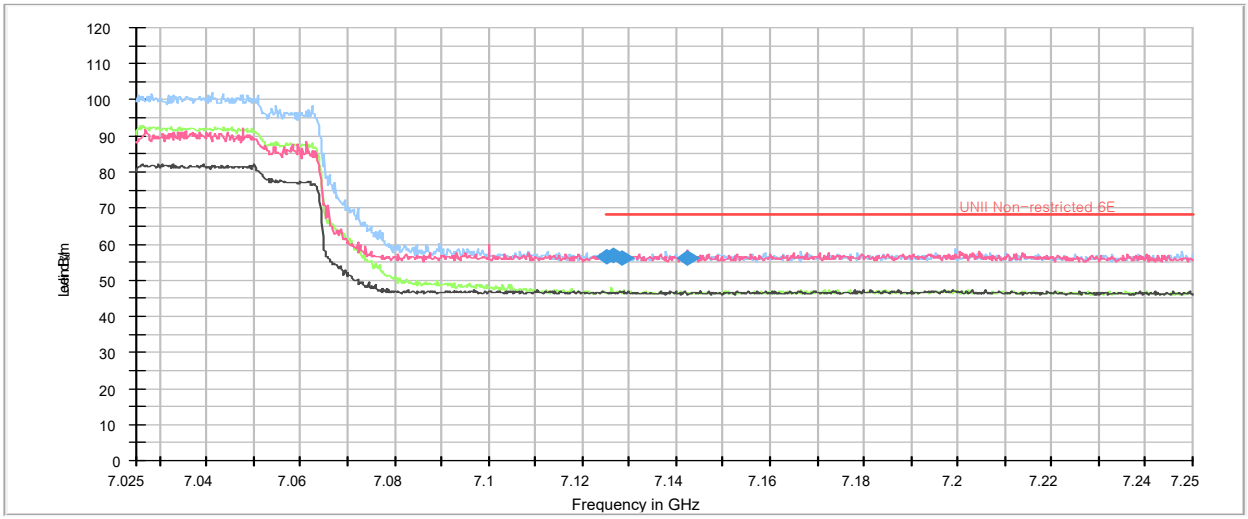

Frequency [MHz]	Peak Reading Value [dBuV]	Peak Result [dBuV/m]	AVG Reading Value [dBuV]	AVG Result [dBuV/m]	DCCF [dB]	Height [cm]	Pol [H/V]	Azimuth [deg]	Correction Factor [dB/m]	Peak Margin [dB]	Peak Limit [dBuV/m]	AVG Margin [dB]	AVG Limit [dBuV/m]
7 125.13	39.86	56.46	-	-	-	194	V	28	16.60	11.74	68.20	-	-
7 126.70	40.13	56.73	-	-	-	340	V	25	16.60	11.47	68.20	-	-
7 128.50	39.66	56.26	-	-	-	150	H	198	16.60	11.94	68.20	-	-
7 142.45	39.60	56.20	-	-	-	250	V	78	16.60	12.00	68.20	-	-

Remarks

1. Peak Result(dBμV/m) = Peak Reading Value(dBμV/m) + Correction Factor(dB)
2. Average Result(dBμV/m) = Average Reading Value(dBμV/m) + DCCF + Correction Factor(dB)
3. DCCF(Duty Cycle Correction Factor) = 10 x Log(1/Duty Cycle)
4. Correction Factor(dB) = Antenna Factor(dB/m) + Cable Factor(dB) – Pre-Amplifier Factor(dB)
5. Margin(dB) = (Peak/Average) Result (dBμV/m) – (Peak/Average) Limit (dBμV/m)

Band Edge_ANT2_802.11ax(HE80)_HE0_Full_5985

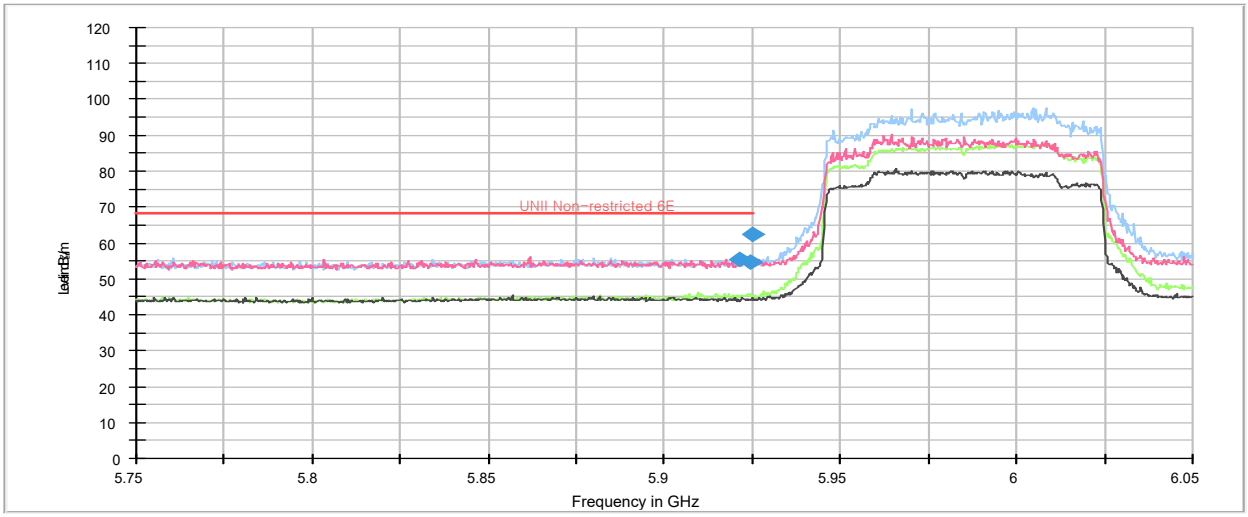

Frequency [MHz]	Peak Reading Value [dBuV]	Peak Result [dBuV/m]	AVG Reading Value [dBuV]	AVG Result [dBuV/m]	DCCF [dB]	Height [cm]	Pol [H/V]	Azimuth [deg]	Correction Factor [dB/m]	Peak Margin [dB]	Peak Limit [dBuV/m]	AVG Margin [dB]	AVG Limit [dBuV/m]
5 921.60	41.88	55.58	-	-	-	175	H	15	13.70	12.62	68.20	-	-
5 924.60	41.00	54.70	-	-	-	296	V	17	13.70	13.50	68.20	-	-
5 924.90	48.77	62.47	-	-	-	235	H	249	13.70	5.73	68.20	-	-

Remarks

1. Peak Result(dBµV/m) = Peak Reading Value(dBµV/m) + Correction Factor(dB)
2. Average Result(dBµV/m) = Average Reading Value(dBµV/m) + DCCF + Correction Factor(dB)
3. DCCF(Duty Cycle Correction Factor) = 10 x Log(1/Duty Cycle)
4. Correction Factor(dB) = Antenna Factor(dB/m) + Cable Factor(dB) – Pre-Amplifier Factor(dB)
5. Margin(dB) = (Peak/Average) Result (dBµV/m) – (Peak/Average) Limit (dBµV/m)

Band Edge_ANT2_802.11ax(HE80)_HE0_Full_7025

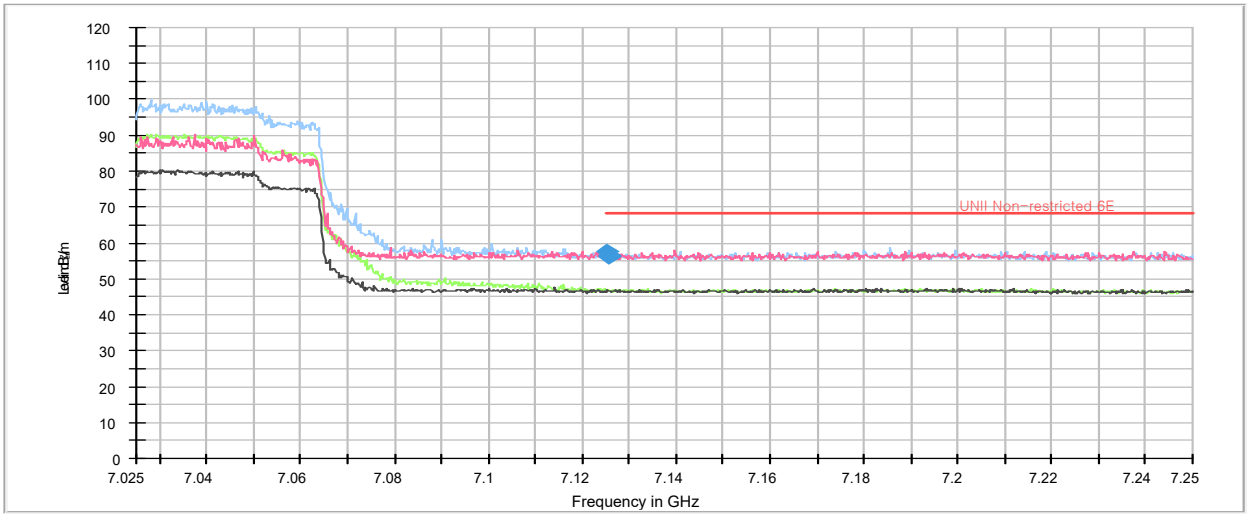

Frequency [MHz]	Peak Reading Value [dBuV]	Peak Result [dBuV/m]	AVG Reading Value [dBuV]	AVG Result [dBuV/m]	DCCF [dB]	Height [cm]	Pol [H/V]	Azimuth [deg]	Correction Factor [dB/m]	Peak Margin [dB]	Peak Limit [dBuV/m]	AVG Margin [dB]	AVG Limit [dBuV/m]
7 125.13	41.04	57.64	-	-	-	251	H	257	16.60	10.56	68.20	-	-
7 125.58	39.68	56.28	-	-	-	150	V	293	16.60	11.92	68.20	-	-
7 125.80	39.75	56.35	-	-	-	164	H	200	16.60	11.85	68.20	-	-

Remarks

1. Peak Result(dBμV/m) = Peak Reading Value(dBμV/m) + Correction Factor(dB)
2. Average Result(dBμV/m) = Average Reading Value(dBμV/m) + DCCF + Correction Factor(dB)
3. DCCF(Duty Cycle Correction Factor) = 10 x Log(1/Duty Cycle)
4. Correction Factor(dB) = Antenna Factor(dB/m) + Cable Factor(dB) – Pre-Amplifier Factor(dB)
5. Margin(dB) = (Peak/Average) Result (dBμV/m) – (Peak/Average) Limit (dBμV/m)

Band Edge_MIMO_802.11ax(HE80)_HE0_Full_5985

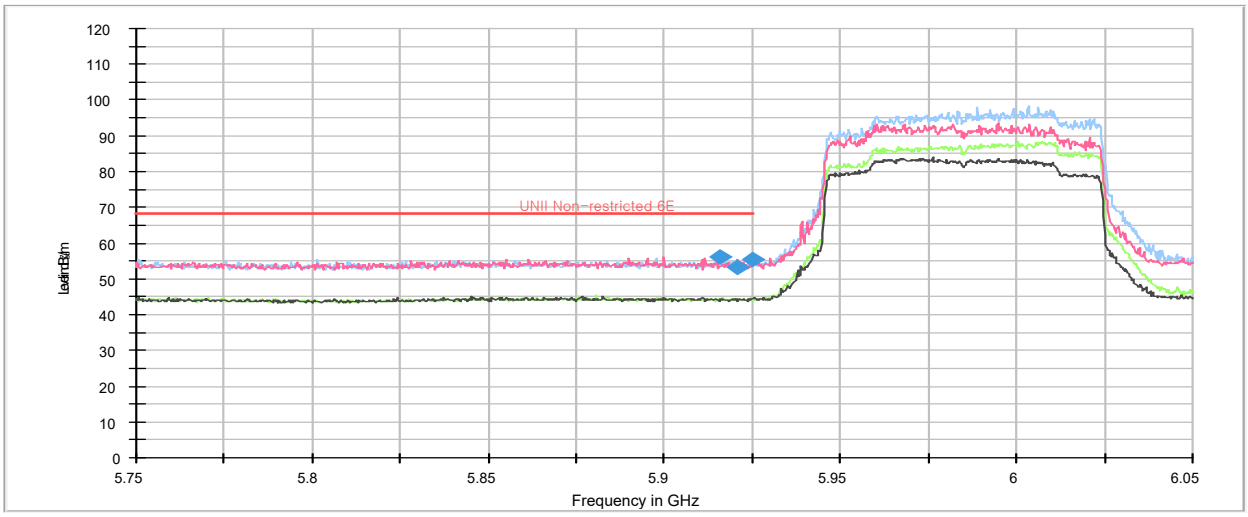

Frequency [MHz]	Peak Reading Value [dBuV]	Peak Result [dBuV/m]	AVG Reading Value [dBuV]	AVG Result [dBuV/m]	DCCF [dB]	Height [cm]	Pol [H/V]	Azimuth [deg]	Correction Factor [dB/m]	Peak Margin [dB]	Peak Limit [dBuV/m]	AVG Margin [dB]	AVG Limit [dBuV/m]
5 915.90	42.27	55.97	-	-	-	246	H	239	13.70	12.23	68.20	-	-
5 921.00	39.67	53.37	-	-	-	151	V	5	13.70	14.83	68.20	-	-
5 924.90	41.76	55.46	-	-	-	250	H	235	13.70	12.74	68.20	-	-

Remarks

1. Peak Result(dBμV/m) = Peak Reading Value(dBμV/m) + Correction Factor(dB)
2. Average Result(dBμV/m) = Average Reading Value(dBμV/m) + DCCF + Correction Factor(dB)
3. DCCF(Duty Cycle Correction Factor) = 10 x Log(1/Duty Cycle)
4. Correction Factor(dB) = Antenna Factor(dB/m) + Cable Factor(dB) – Pre-Amplifier Factor(dB)
5. Margin(dB) = (Peak/Average) Result (dBμV/m) – (Peak/Average) Limit (dBμV/m)

Band Edge_ANT1_802.11ax(HE160)_HE0_Full_6025

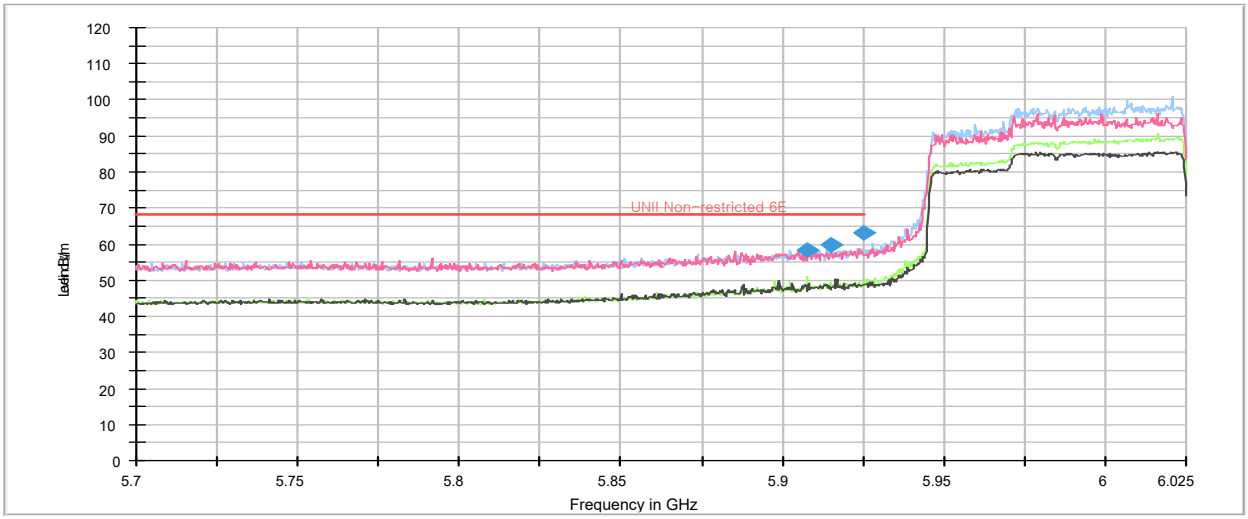

Frequency [MHz]	Peak Reading Value [dBuV]	Peak Result [dBuV/m]	AVG Reading Value [dBuV]	AVG Result [dBuV/m]	DCCF [dB]	Height [cm]	Pol [H/V]	Azimuth [deg]	Correction Factor [dB/m]	Peak Margin [dB]	Peak Limit [dBuV/m]	AVG Margin [dB]	AVG Limit [dBuV/m]
5 907.35	44.85	58.45	-	-	-	187	V	225	13.60	9.75	68.20	-	-
5 914.83	46.16	59.86	-	-	-	150	H	253	13.70	8.34	68.20	-	-
5 924.90	49.57	63.27	-	-	-	150	H	243	13.70	4.93	68.20	-	-

Remarks

1. Peak Result(dBμV/m) = Peak Reading Value(dBμV/m) + Correction Factor(dB)
2. Average Result(dBμV/m) = Average Reading Value(dBμV/m) + DCCF + Correction Factor(dB)
3. DCCF(Duty Cycle Correction Factor) = 10 x Log(1/Duty Cycle)
4. Correction Factor(dB) = Antenna Factor(dB/m) + Cable Factor(dB) – Pre-Amplifier Factor(dB)
5. Margin(dB) = (Peak/Average) Result (dBμV/m) – (Peak/Average) Limit (dBμV/m)

Band Edge_ANT2_802.11ax(HE160)_HE0_Full_6025

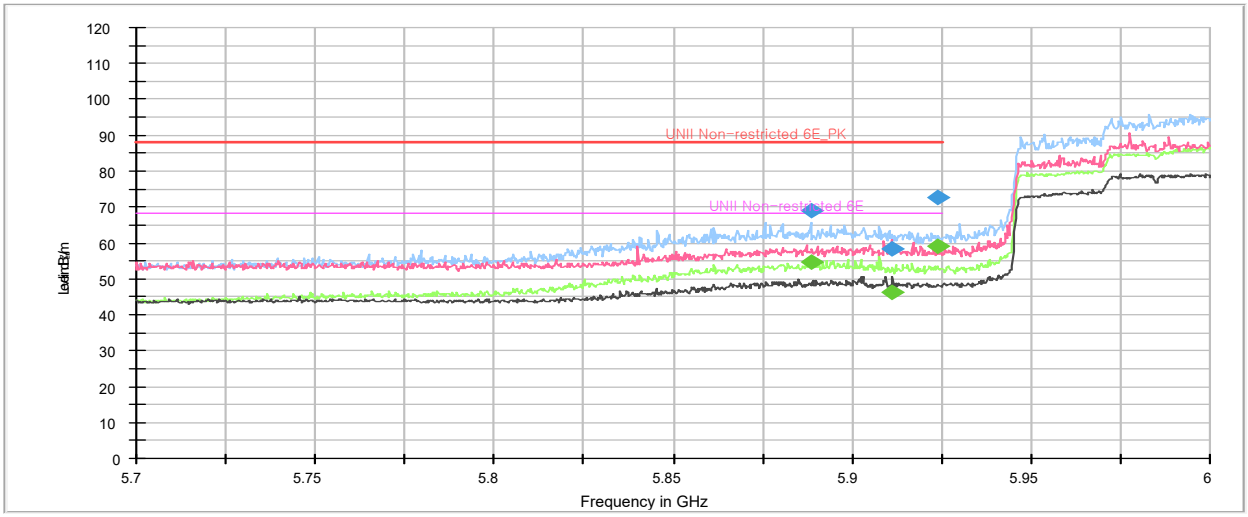

Frequency [MHz]	Peak Reading Value [dBuV]	Peak Result [dBuV/m]	AVG Reading Value [dBuV]	AVG Result [dBuV/m]	DCCF [dB]	Height [cm]	Pol [H/V]	Azimuth [deg]	Correction Factor [dB/m]	Peak Margin [dB]	Peak Limit [dBuV/m]	AVG Margin [dB]	AVG Limit [dBuV/m]
5 888.40	-	-	41.23	54.83	-	151	H	226	13.60	-	-	13.37	68.20
5 888.40	55.40	69.00	-	-	-	151	H	226	13.60	19.20	88.20	-	-
5 910.90	44.71	58.41	-	-	-	287	V	333	13.70	29.79	88.20	-	-
5 910.90	-	-	32.38	46.08	-	287	V	333	13.70	-	-	22.12	68.20
5 924.10	58.80	72.50	-	-	-	250	H	241	13.70	15.70	88.20	-	-
5 924.10	-	-	45.35	59.05	-	250	H	241	13.70	-	-	9.15	68.20

Remarks

1. Peak Result(dBµV/m) = Peak Reading Value(dBµV/m) + Correction Factor(dB)
2. Average Result(dBµV/m) = Average Reading Value(dBµV/m) + DCCF + Correction Factor(dB)
3. DCCF(Duty Cycle Correction Factor) = 10 x Log(1/Duty Cycle)
4. Correction Factor(dB) = Antenna Factor(dB/m) + Cable Factor(dB) – Pre-Amplifier Factor(dB)
5. Margin(dB) = (Peak/Average) Result (dBµV/m) – (Peak/Average) Limit (dBµV/m)

Band Edge_MIMO_802.11ax(HE160)_HE0_Full_6025

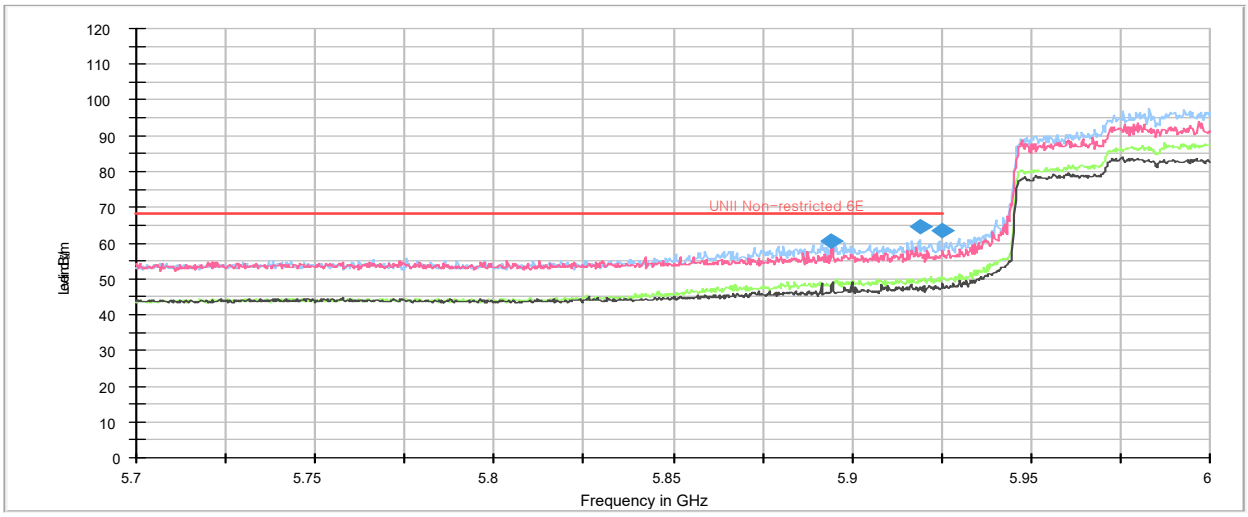

Frequency [MHz]	Peak Reading Value [dBuV]	Peak Result [dBuV/m]	AVG Reading Value [dBuV]	AVG Result [dBuV/m]	DCCF [dB]	Height [cm]	Pol [H/V]	Azimuth [deg]	Correction Factor [dB/m]	Peak Margin [dB]	Peak Limit [dBuV/m]	AVG Margin [dB]	AVG Limit [dBuV/m]
5 894.40	47.09	60.69	-	-	-	150	V	225	13.60	7.51	68.20	-	-
5 919.00	50.89	64.59	-	-	-	233	H	217	13.70	3.61	68.20	-	-
5 925.00	49.84	63.54	-	-	-	250	H	233	13.70	4.66	68.20	-	-

Remarks

1. Peak Result(dBμV/m) = Peak Reading Value(dBμV/m) + Correction Factor(dB)
2. Average Result(dBμV/m) = Average Reading Value(dBμV/m) + DCCF + Correction Factor(dB)
3. DCCF(Duty Cycle Correction Factor) = 10 x Log(1/Duty Cycle)
4. Correction Factor(dB) = Antenna Factor(dB/m) + Cable Factor(dB) – Pre-Amplifier Factor(dB)
5. Margin(dB) = (Peak/Average) Result (dBμV/m) – (Peak/Average) Limit (dBμV/m)

RSDB

ANT 1_5G_802.11a_6Mbps_5260 + BT(BDR_2480)	
1 GHz - 3 GHz	3 GHz – 6 GHz
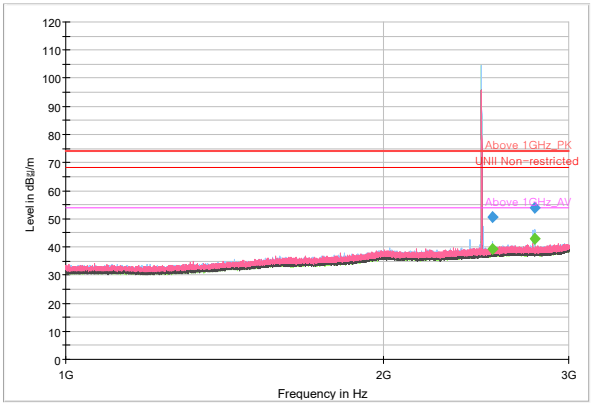	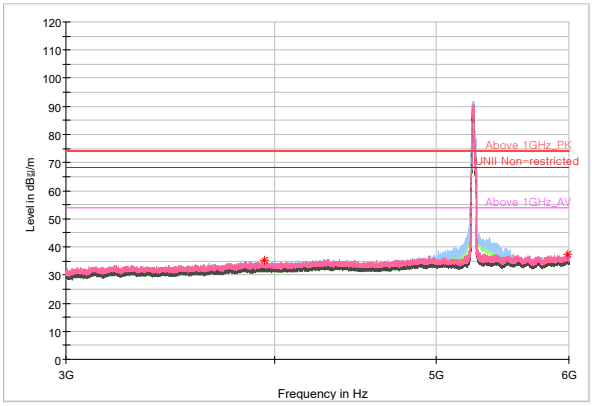
6 GHz - 18 GHz	
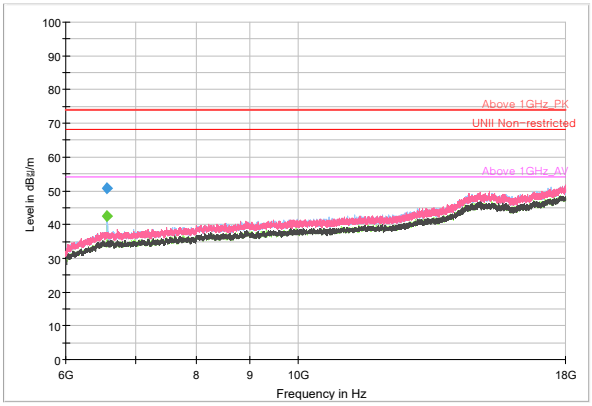	

Frequency [MHz]	Peak Reading Value [dBuV]	Peak Result [dBuV/m]	AVG Reading Value [dBuV]	AVG Result [dBuV/m]	DCCF [dB]	Height [cm]	Pol [H/V]	Azimuth [deg]	Correction Factor [dB/m]	Peak Margin [dB]	Peak Limit [dBuV/m]	AVG Margin [dB]	AVG Limit [dBuV/m]
2 540.30	46.52	50.62	-	-	-	312	H	220	4.10	17.58	68.20	-	-
2 783.30	49.18	54.08	-	-	-	197	H	231	4.90	19.92	74.00	-	-
2 783.30	-	-	38.19	43.09	-	197	H	231	4.90	-	-	10.91	54.00
3 941.70	33.97	35.37	-	-	-	200	V	242	1.40	38.63	74.00	-	-
5 990.85	32.17	37.57	-	-	-	300	V	325	5.40	30.63	68.20	-	-
6 574.80	43.88	50.68	-	-	-	174	H	244	6.80	17.52	68.20	-	-

Remarks

1. Peak Result(dBµV/m) = Peak Reading Value(dBµV/m) + Correction Factor(dB)
2. Average Result(dBµV/m) = Average Reading Value(dBµV/m) + DCCF + Correction Factor(dB)
3. DCCF(Duty Cycle Correction Factor) = 10 x Log(1/Duty Cycle)
4. Correction Factor(dB) = Antenna Factor(dB/m) + Cable Factor(dB) – Pre-Amplifier Factor(dB)
5. Margin(dB) = (Peak/Average) Result (dBµV/m) – (Peak/Average) Limit (dBµV/m)

ANT 2_5G_802.11n(HT20)_HT0_5180 + BT(BDR_2480)

1 GHz - 3 GHz

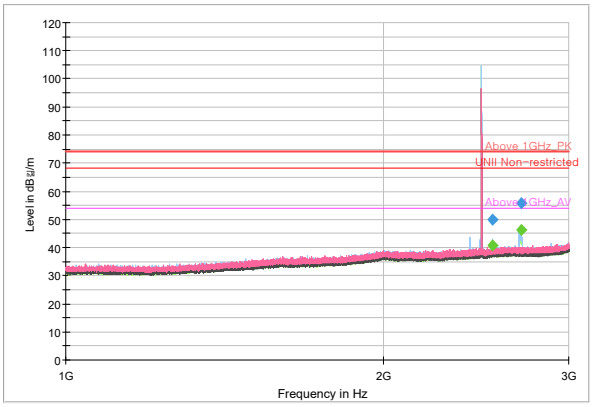

3 GHz – 6 GHz

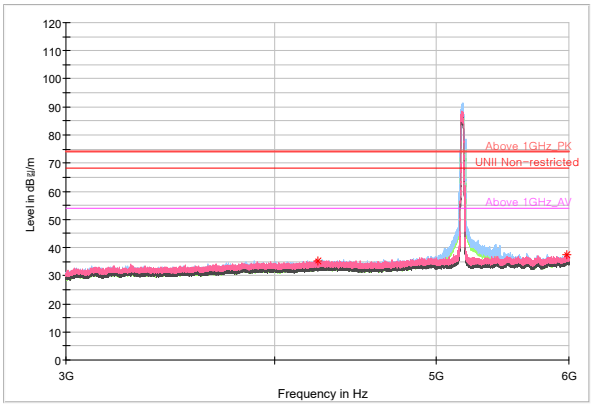

6 GHz - 18 GHz

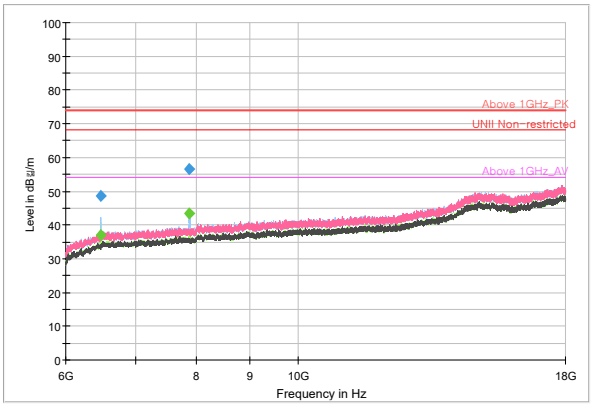

Frequency [MHz]	Peak Reading Value [dBuV]	Peak Result [dBuV/m]	AVG Reading Value [dBuV]	AVG Result [dBuV/m]	DCCF [dB]	Height [cm]	Pol [H/V]	Azimuth [deg]	Correction Factor [dB/m]	Peak Margin [dB]	Peak Limit [dBuV/m]	AVG Margin [dB]	AVG Limit [dBuV/m]
2 540.10	45.96	50.06	-	-	-	150	H	199	4.10	18.14	68.20	-	-
2 704.00	-	-	41.28	46.08	-	150	H	242	4.80	-	-	7.92	54.00
2 704.00	51.15	55.95	-	-	-	150	H	242	4.80	18.05	74.00	-	-
4 247.10	32.83	35.13	-	-	-	300	H	322	2.30	38.87	74.00	-	-
5 984.10	32.12	37.42	-	-	-	200	V	152	5.30	30.78	68.20	-	-
6 474.60	42.12	48.52	-	-	-	183	H	240	6.40	19.68	68.20	-	-
7 878.00	48.07	56.67	-	-	-	251	H	254	8.60	11.53	68.20	-	-

Remarks

1. Peak Result(dBµV/m) = Peak Reading Value(dBµV/m) + Correction Factor(dB)
2. Average Result(dBµV/m) = Average Reading Value(dBµV/m) + DCCF + Correction Factor(dB)
3. DCCF(Duty Cycle Correction Factor) = 10 x Log(1/Duty Cycle)
4. Correction Factor(dB) = Antenna Factor(dB/m) + Cable Factor(dB) – Pre-Amplifier Factor(dB)
5. Margin(dB) = (Peak/Average) Result (dBµV/m) – (Peak/Average) Limit (dBµV/m)

MIMO_5G_802.11n(HT20)_HT8_5180 + BT(BDR_2480)	
1 GHz - 3 GHz	3 GHz – 6 GHz
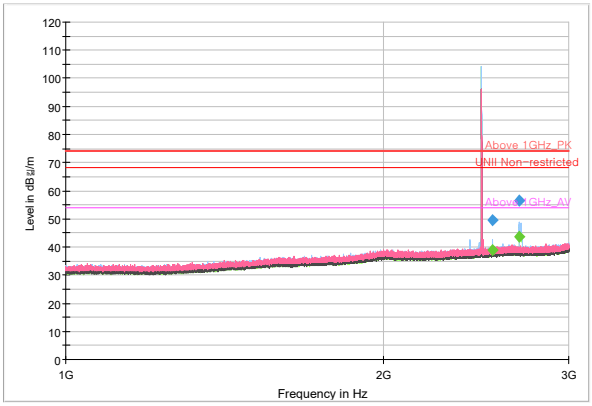	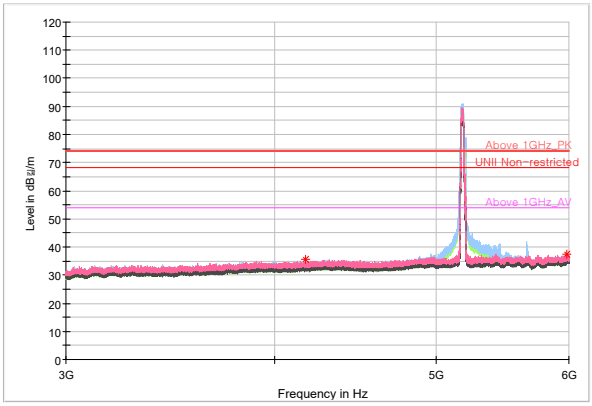
6 GHz - 18 GHz	
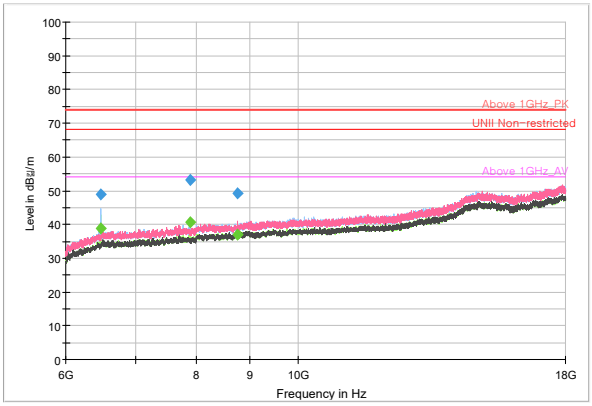	

Frequency [MHz]	Peak Reading Value [dBuV]	Peak Result [dBuV/m]	AVG Reading Value [dBuV]	AVG Result [dBuV/m]	DCCF [dB]	Height [cm]	Pol [H/V]	Azimuth [deg]	Correction Factor [dB/m]	Peak Margin [dB]	Peak Limit [dBuV/m]	AVG Margin [dB]	AVG Limit [dBuV/m]
2 540.10	45.29	49.39	-	-	-	265	H	187	4.10	18.81	68.20	-	-
2 695.14	51.67	56.47	-	-	-	197	H	234	4.80	17.53	74.00	-	-
4 173.60	33.68	35.58	-	-	-	200	H	190	1.90	38.42	74.00	-	-
5 985.15	32.28	37.58	-	-	-	200	H	358	5.30	30.62	68.20	-	-
6 474.60	42.56	48.96	-	-	-	189	H	240	6.40	19.24	68.20	-	-
7 879.80	44.55	53.15	-	-	-	252	H	256	8.60	15.05	68.20	-	-
8 754.00	39.76	49.36	-	-	-	150	V	231	9.60	18.84	68.20	-	-

Remarks

1. Peak Result(dBµV/m) = Peak Reading Value(dBµV/m) + Correction Factor(dB)
2. Average Result(dBµV/m) = Average Reading Value(dBµV/m) + DCCF + Correction Factor(dB)
3. DCCF(Duty Cycle Correction Factor) = 10 x Log(1/Duty Cycle)
4. Correction Factor(dB) = Antenna Factor(dB/m) + Cable Factor(dB) – Pre-Amplifier Factor(dB)
5. Margin(dB) = (Peak/Average) Result (dBµV/m) – (Peak/Average) Limit (dBµV/m)

ANT 1_6G_802.11ax(HE160)_ MCS0_Full_6025 + BT(BDR_2480)	
1 GHz - 3 GHz	3 GHz – 8 GHz
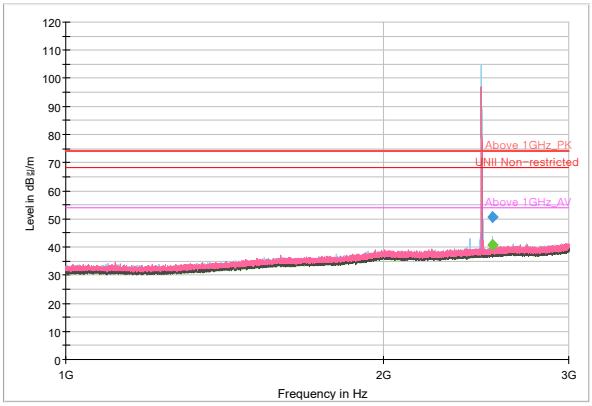	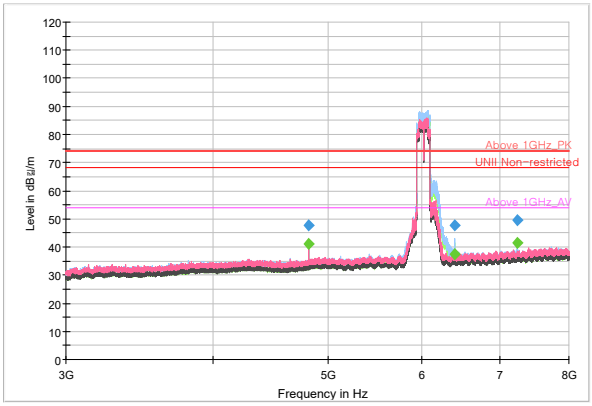
8 GHz - 18 GHz	
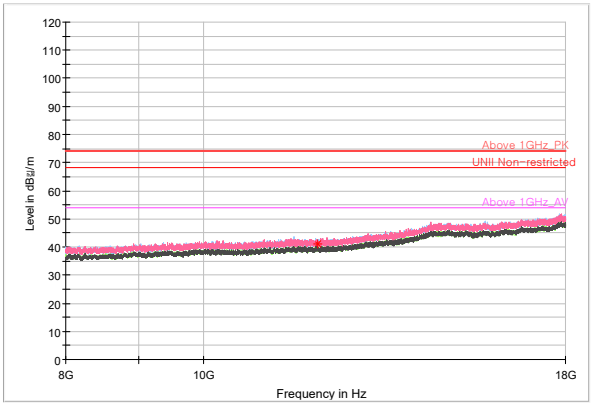	

Frequency [MHz]	Peak Reading Value [dBuV]	Peak Result [dBuV/m]	AVG Reading Value [dBuV]	AVG Result [dBuV/m]	DCCF [dB]	Height [cm]	Pol [H/V]	Azimuth [deg]	Correction Factor [dB/m]	Peak Margin [dB]	Peak Limit [dBuV/m]	AVG Margin [dB]	AVG Limit [dBuV/m]
2 540.00	46.44	50.54	-	-	-	285	H	228	4.10	17.66	68.20	-	-
4 820.00	44.58	47.58	-	-	-	261	V	221	3.00	26.42	74.00	-	-
6 400.00	41.74	47.74	-	-	-	184	H	237	6.00	20.46	68.20	-	-
7 230.00	41.47	49.37	-	-	-	250	H	263	7.90	18.83	68.20	-	-
12 050.00	27.40	41.20	-	-	-	200	H	32	13.80	32.80	74.00	-	-

Remarks

1. Peak Result(dBµV/m) = Peak Reading Value(dBµV/m) + Correction Factor(dB)
2. Average Result(dBµV/m) = Average Reading Value(dBµV/m) + DCCF + Correction Factor(dB)
3. DCCF(Duty Cycle Correction Factor) = 10 x Log(1/Duty Cycle)
4. Correction Factor(dB) = Antenna Factor(dB/m) + Cable Factor(dB) – Pre-Amplifier Factor(dB)
5. Margin(dB) = (Peak/Average) Result (dBµV/m) – (Peak/Average) Limit (dBµV/m)

ANT 2_6G_802.11ax(HE160)_MCS0_Full _6025+ BT(BDR_2480)

1 GHz - 3 GHz

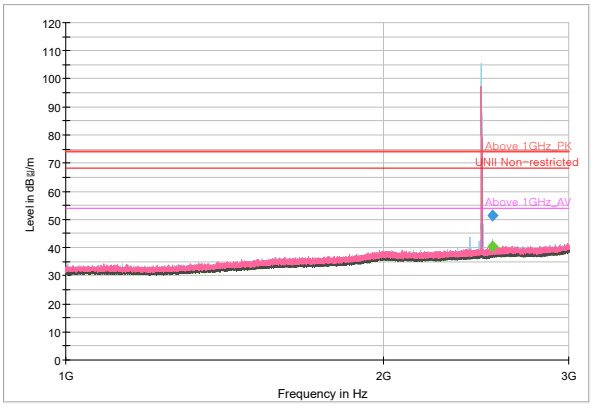

3 GHz – 8 GHz

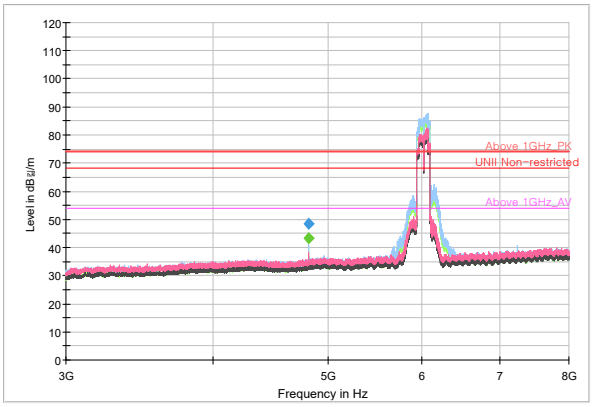

8 GHz - 18 GHz

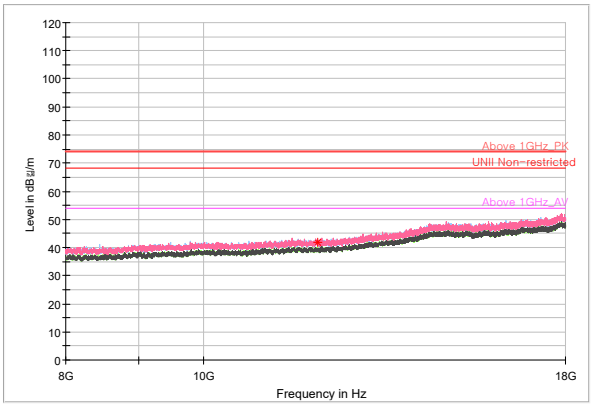

Frequency [MHz]	Peak Reading Value [dBuV]	Peak Result [dBuV/m]	AVG Reading Value [dBuV]	AVG Result [dBuV/m]	DCCF [dB]	Height [cm]	Pol [H/V]	Azimuth [deg]	Correction Factor [dB/m]	Peak Margin [dB]	Peak Limit [dBuV/m]	AVG Margin [dB]	AVG Limit [dBuV/m]
2 539.90	47.20	51.30	-	-	-	251	H	218	4.10	16.90	68.20	-	-
4 819.75	-	-	40.27	43.27	-	275	H	242	3.00	-	-	10.73	54.00
4 819.75	45.49	48.49	-	-	-	275	H	242	3.00	25.51	74.00	-	-
12 050.00	28.01	41.81	-	-	-	200	H	291	13.80	32.19	74.00	-	-

Remarks

1. Peak Result(dBµV/m) = Peak Reading Value(dBµV/m) + Correction Factor(dB)
2. Average Result(dBµV/m) = Average Reading Value(dBµV/m) + DCCF + Correction Factor(dB)
3. DCCF(Duty Cycle Correction Factor) = 10 x Log(1/Duty Cycle)
4. Correction Factor(dB) = Antenna Factor(dB/m) + Cable Factor(dB) – Pre-Amplifier Factor(dB)
5. Margin(dB) = (Peak/Average) Result (dBµV/m) – (Peak/Average) Limit (dBµV/m)

MIMO_6G_802.11ax(HE160) _MCS0_Full _6025 + BT(BDR_2480)

1 GHz - 3 GHz

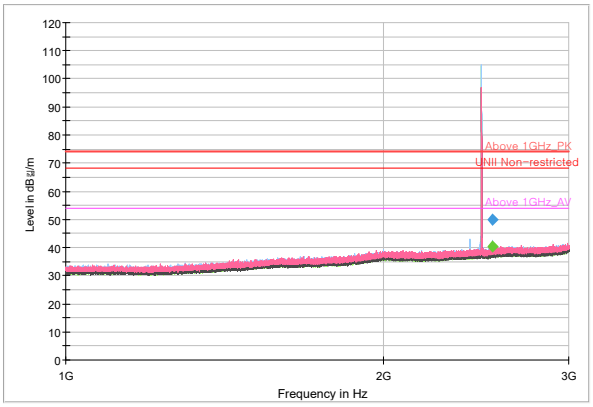

3 GHz – 8 GHz

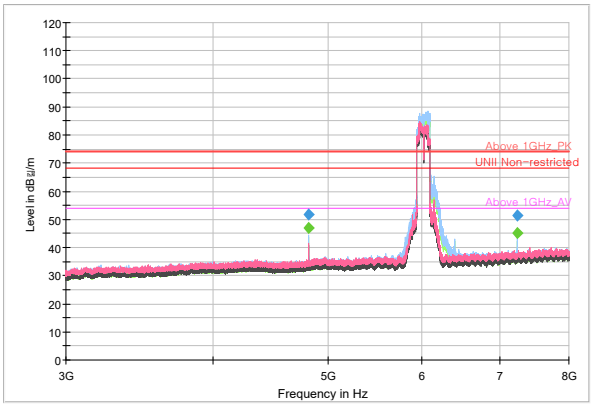

8 GHz - 18 GHz

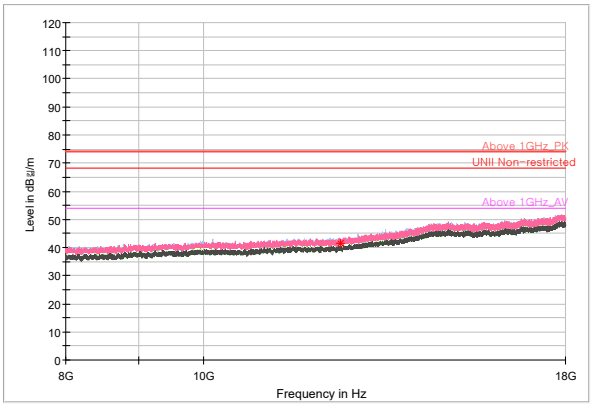

Frequency [MHz]	Peak Reading Value [dBuV]	Peak Result [dBuV/m]	AVG Reading Value [dBuV]	AVG Result [dBuV/m]	DCCF [dB]	Height [cm]	Pol [H/V]	Azimuth [deg]	Correction Factor [dB/m]	Peak Margin [dB]	Peak Limit [dBuV/m]	AVG Margin [dB]	AVG Limit [dBuV/m]
2 540.10	45.66	49.76	-	-	-	174	H	235	4.10	18.44	68.20	-	-
4 820.00	48.66	51.66	-	-	-	250	H	236	3.00	22.34	74.00	-	-
7 230.00	43.47	51.37	-	-	-	250	H	244	7.90	16.83	68.20	-	-
12 500.00	27.62	41.42	-	-	-	300	H	217	13.80	32.58	74.00	-	-

Remarks

1. Peak Result(dBµV/m) = Peak Reading Value(dBµV/m) + Correction Factor(dB)
2. Average Result(dBµV/m) = Average Reading Value(dBµV/m) + DCCF + Correction Factor(dB)
3. DCCF(Duty Cycle Correction Factor) = 10 x Log(1/Duty Cycle)
4. Correction Factor(dB) = Antenna Factor(dB/m) + Cable Factor(dB) – Pre-Amplifier Factor(dB)
5. Margin(dB) = (Peak/Average) Result (dBµV/m) – (Peak/Average) Limit (dBµV/m)

Appendix – Information of the Testing Laboratories

We, Bureau Veritas Consumer Products Services Korea. Our laboratories are FCC recognized accredited test firms and accredited and approved according to ISO/IEC 17025.

Test Firm Name : BV CPS ADT Korea Ltd.

Address : Innoplex No.2 106, Sinwon-ro 306, Yeongtong-gu, Suwon-si, Gyeonggi-do, 16675 KOREA

FCC

Designation Number : KR0158
Test Firm Registration Number : 666061

ISED

Designation Number : KR0158
Test Firm Registration Number : 25944

If you have any comments, please feel free to contact us at the following:

Email: Meyer.Shin@bureauveritas.com
Web Site: www.bureauveritas.co.kr/cps/eaw

The address and road map of all our labs can be found in our web site also.

- End of report -