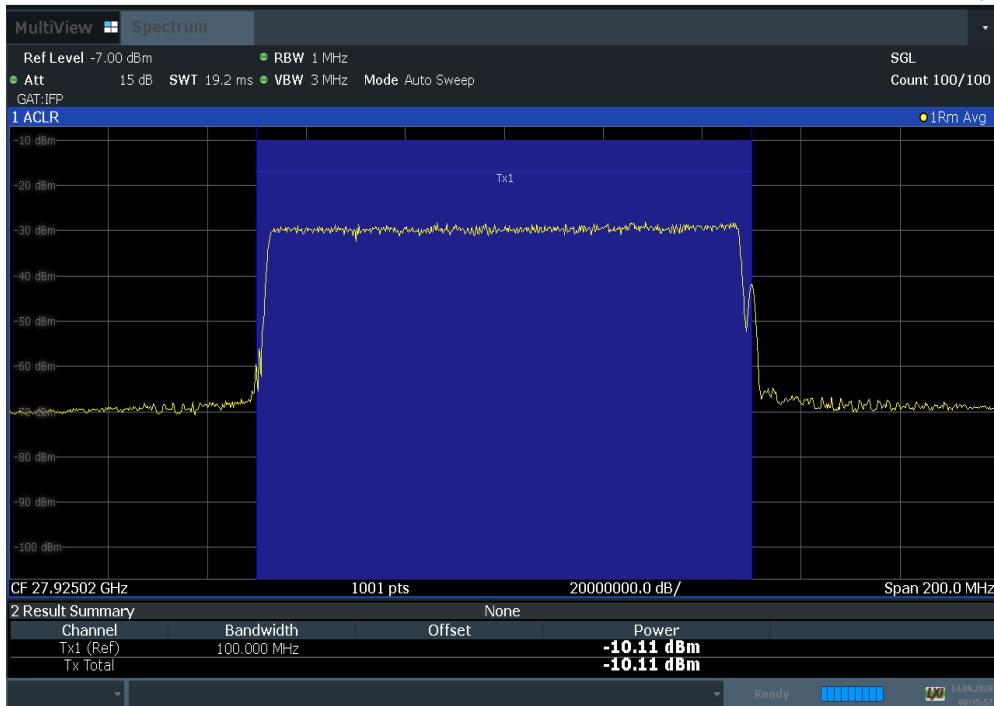
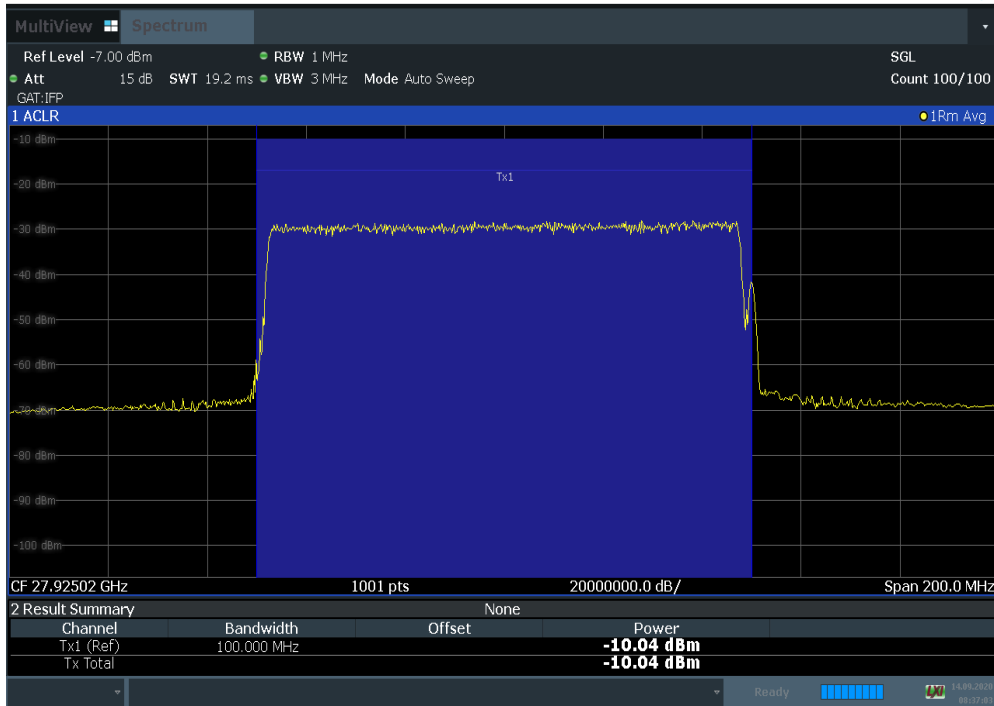


Plot 7-73. EIRP Density (Ant A 100 MHz BW 1CC QPSK Mid)

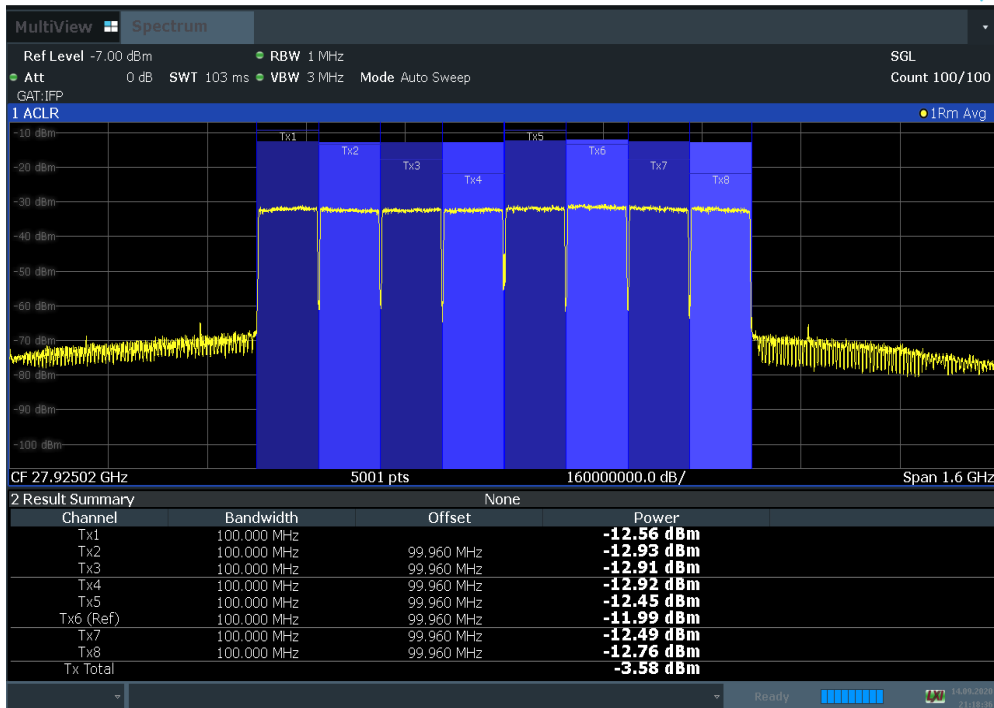


Plot 7-74. EIRP Density (Ant A 100 MHz BW 1CC 16QAM Mid)

FCC ID: A3LAT1K04-B10	PCTEST Proud to be part of element	MEASUREMENT REPORT (CERTIFICATION)	SAMSUNG	Approved by: Quality Manager
Test Report S/N: 8K20090901-02-R2.A3L	Test Dates: 09/10/2020-10/08/2020	EUT Type: 5G Access Unit		Page 74 of 469

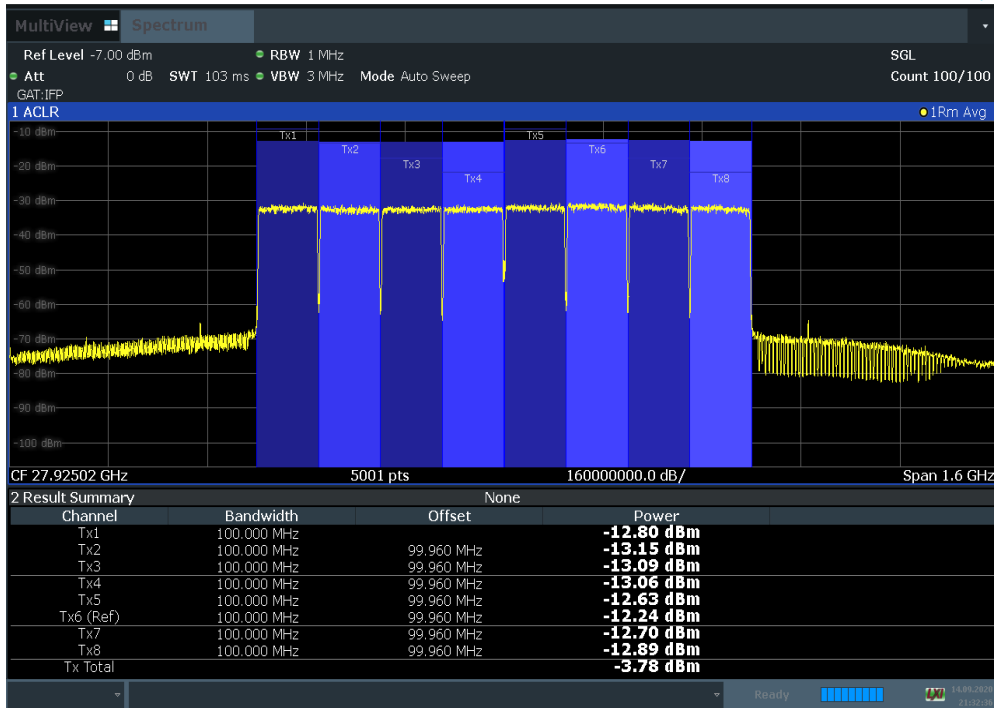


Plot 7-75. EIRP Density (Ant A 100 MHz BW 1CC 64QAM Mid)

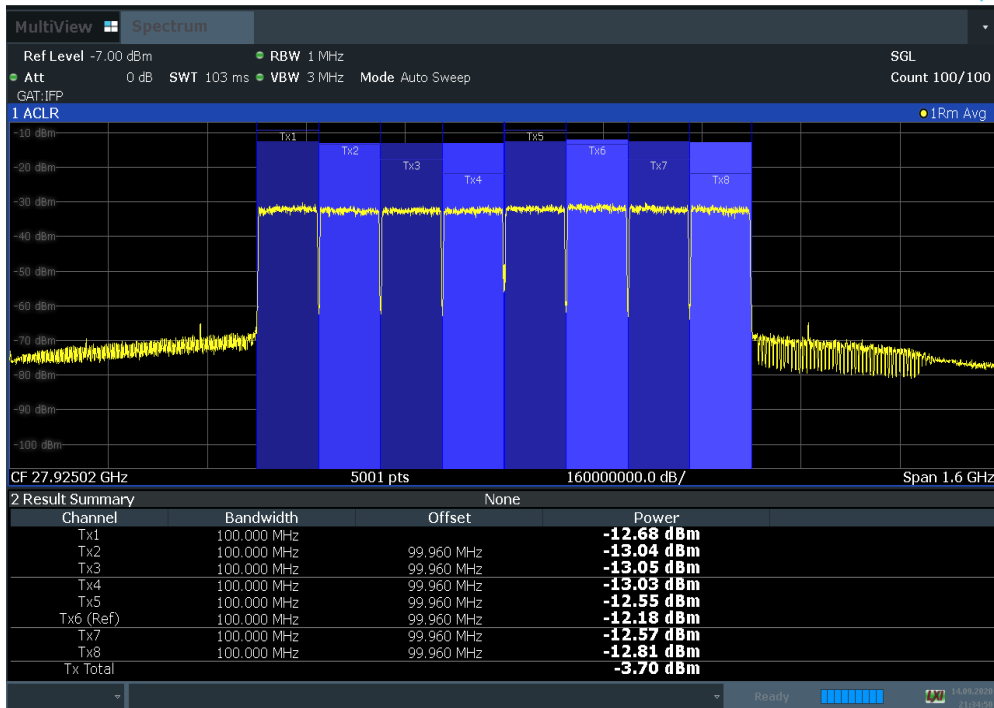


Plot 7-76. EIRP Density (Ant A 100 MHz BW 8CC QPSK Mid)

FCC ID: A3LAT1K04-B10	PCTEST Proud to be part of element	MEASUREMENT REPORT (CERTIFICATION)	SAMSUNG	Approved by: Quality Manager
Test Report S/N: 8K20090901-02-R2.A3L	Test Dates: 09/10/2020-10/08/2020	EUT Type: 5G Access Unit		Page 75 of 469

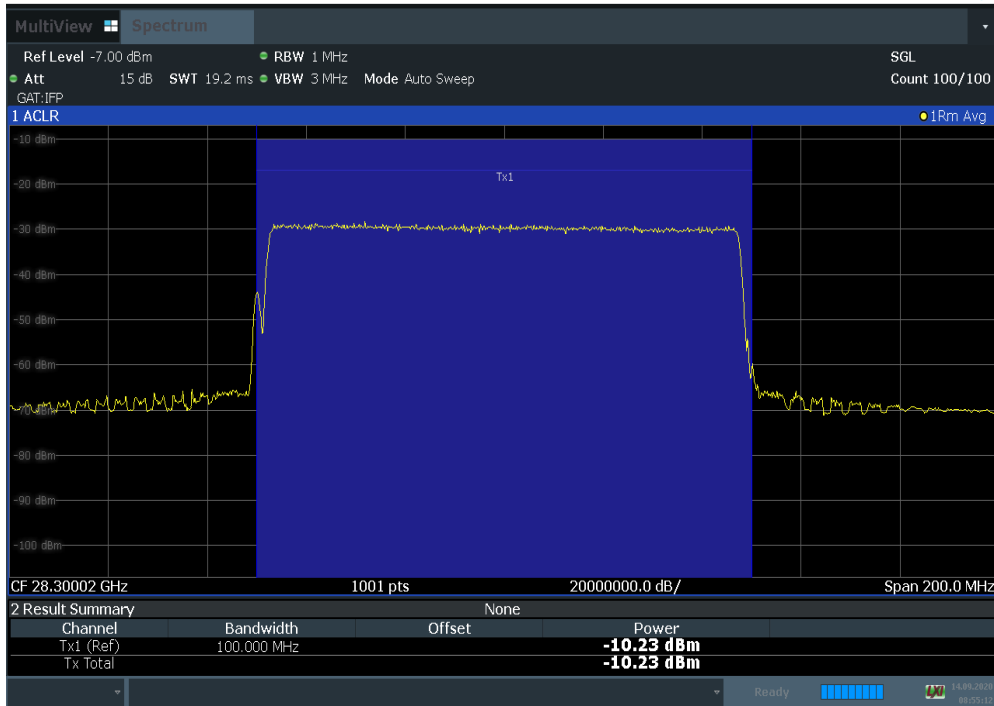


Plot 7-77. EIRP Density (Ant A 100 MHz BW 8CC 16QAM Mid)

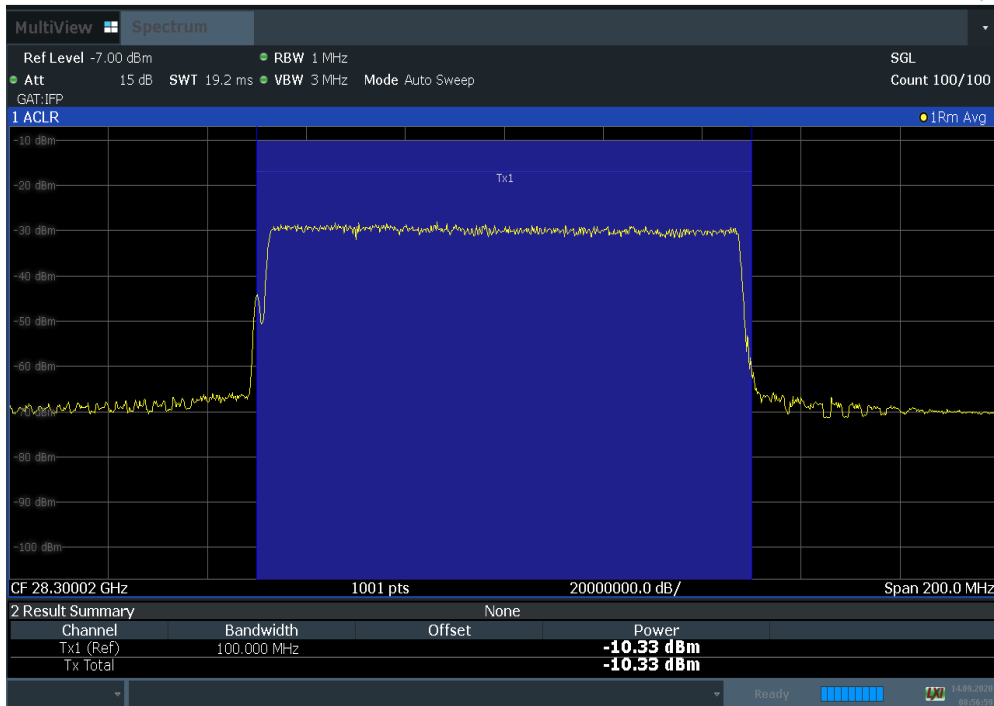


Plot 7-78. EIRP Density (Ant A 100 MHz BW 8CC 64QAM Mid)

FCC ID: A3LAT1K04-B10	PCTEST Proud to be part of element	MEASUREMENT REPORT (CERTIFICATION)	SAMSUNG	Approved by: Quality Manager
Test Report S/N: 8K20090901-02-R2.A3L	Test Dates: 09/10/2020-10/08/2020	EUT Type: 5G Access Unit		Page 76 of 469

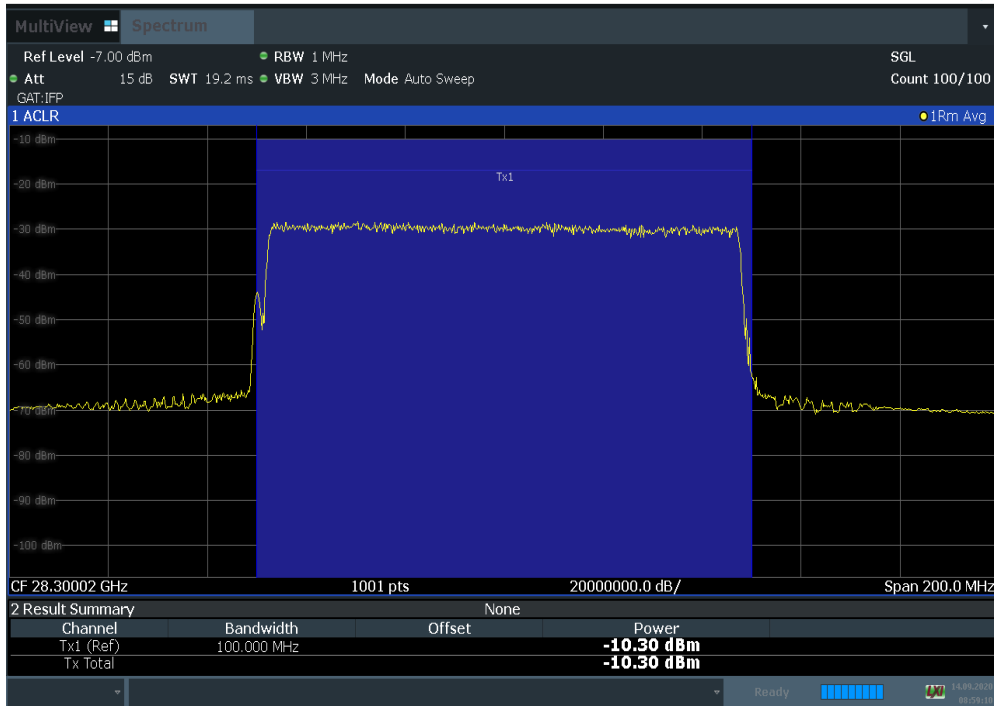


Plot 7-79. EIRP Density (Ant A 100 MHz BW 1CC QPSK High)

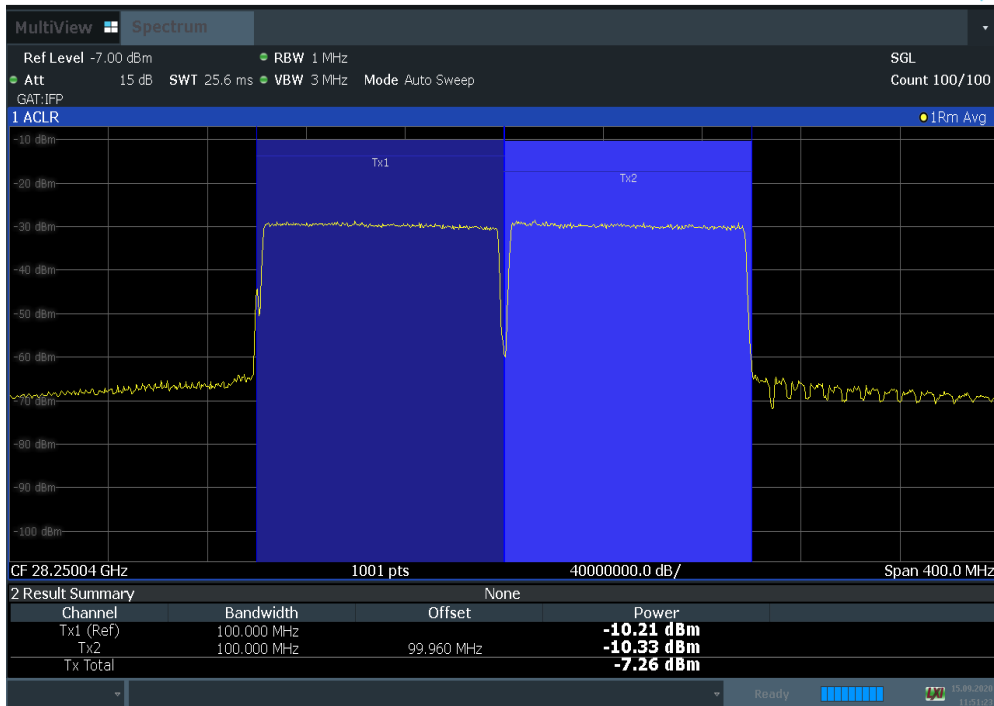


Plot 7-80. EIRP Density (Ant A 100 MHz BW 1CC 16QAM High)

FCC ID: A3LAT1K04-B10		MEASUREMENT REPORT (CERTIFICATION)		Approved by: Quality Manager
Test Report S/N: 8K20090901-02-R2.A3L	Test Dates: 09/10/2020-10/08/2020	EUT Type: 5G Access Unit		Page 77 of 469

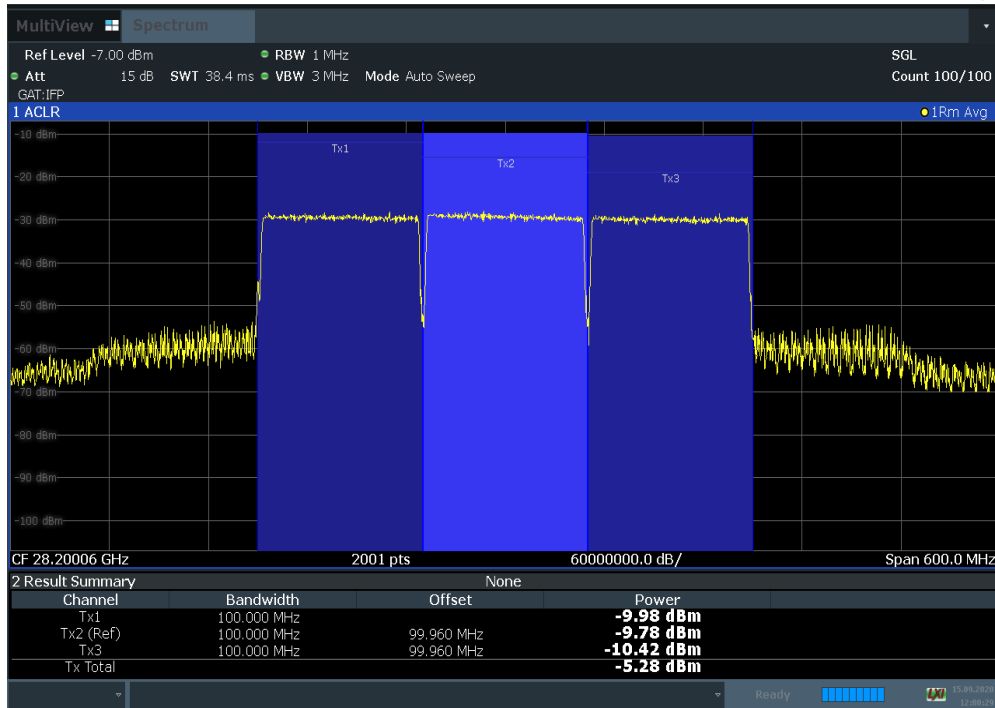


Plot 7-81. EIRP Density (Ant A 100 MHz BW 1CC 64QAM High)

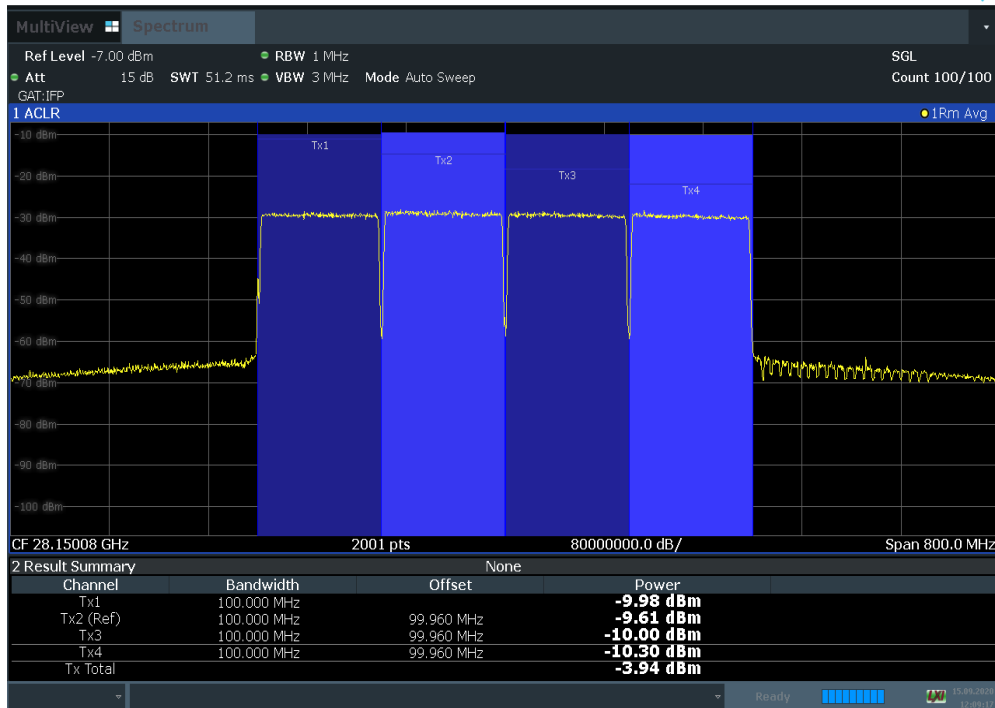


Plot 7-82. EIRP Density (Ant A 100 MHz BW 2CC QPSK High)

FCC ID: A3LAT1K04-B10	PCTEST Proud to be part of element	MEASUREMENT REPORT (CERTIFICATION)	SAMSUNG	Approved by: Quality Manager
Test Report S/N: 8K20090901-02-R2.A3L	Test Dates: 09/10/2020-10/08/2020	EUT Type: 5G Access Unit		Page 78 of 469

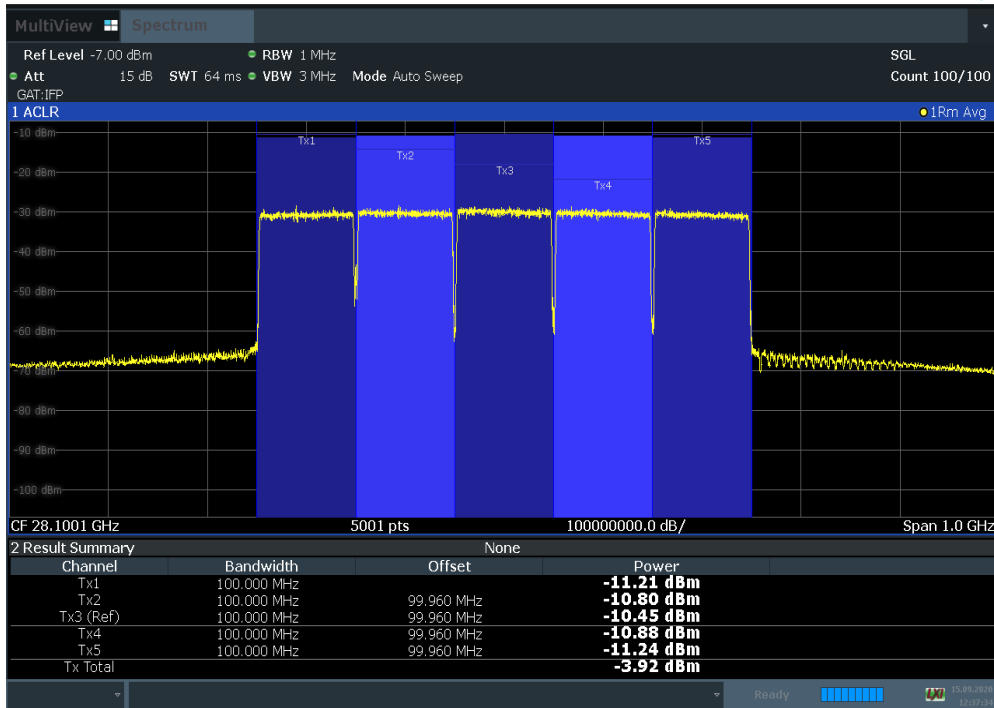


Plot 7-83. EIRP Density (Ant A 100 MHz BW 3CC QPSK High)

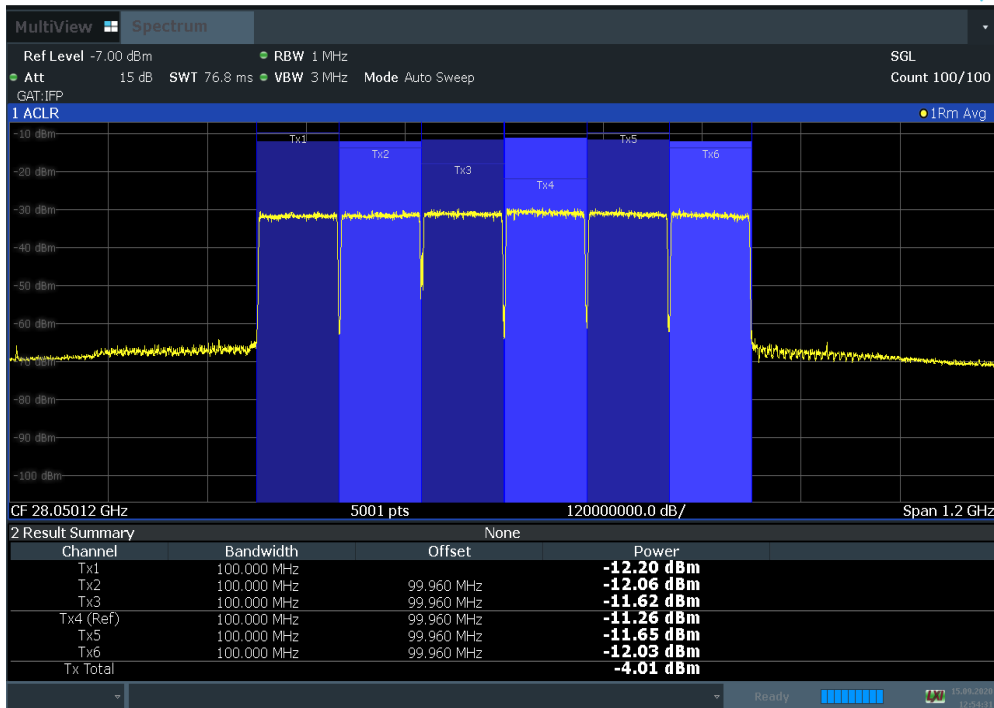


Plot 7-84. EIRP Density (Ant A 100 MHz BW 4CC QPSK High)

FCC ID: A3LAT1K04-B10	PCTEST Proud to be part of element	MEASUREMENT REPORT (CERTIFICATION)	SAMSUNG	Approved by: Quality Manager
Test Report S/N: 8K20090901-02-R2.A3L	Test Dates: 09/10/2020-10/08/2020	EUT Type: 5G Access Unit		Page 79 of 469

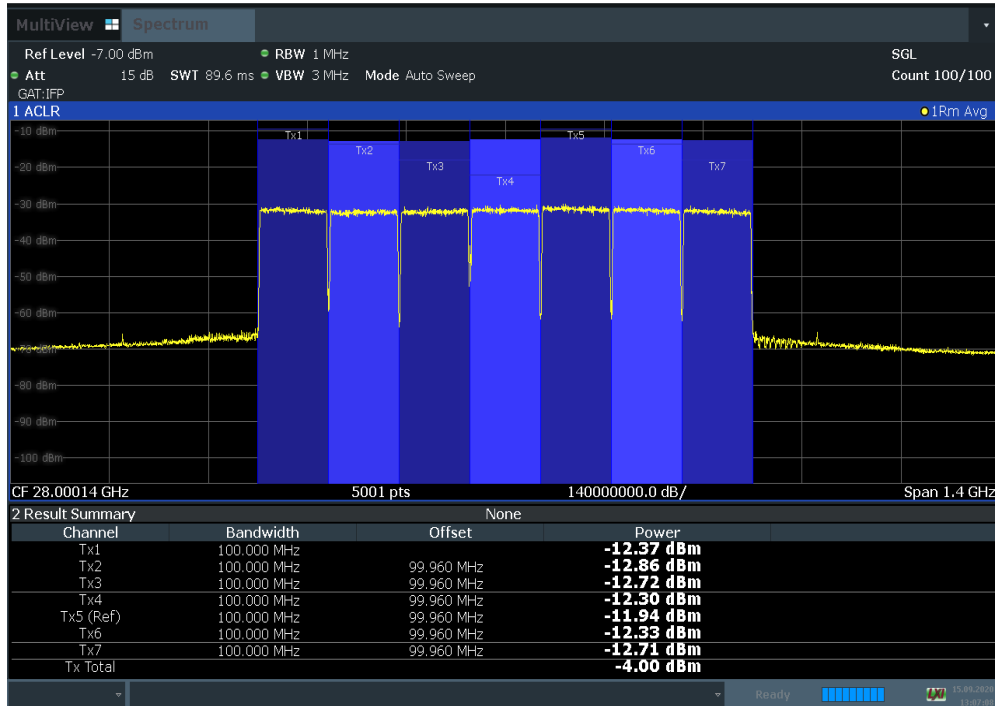


Plot 7-85. EIRP Density (Ant A 100 MHz BW 5CC QPSK High)

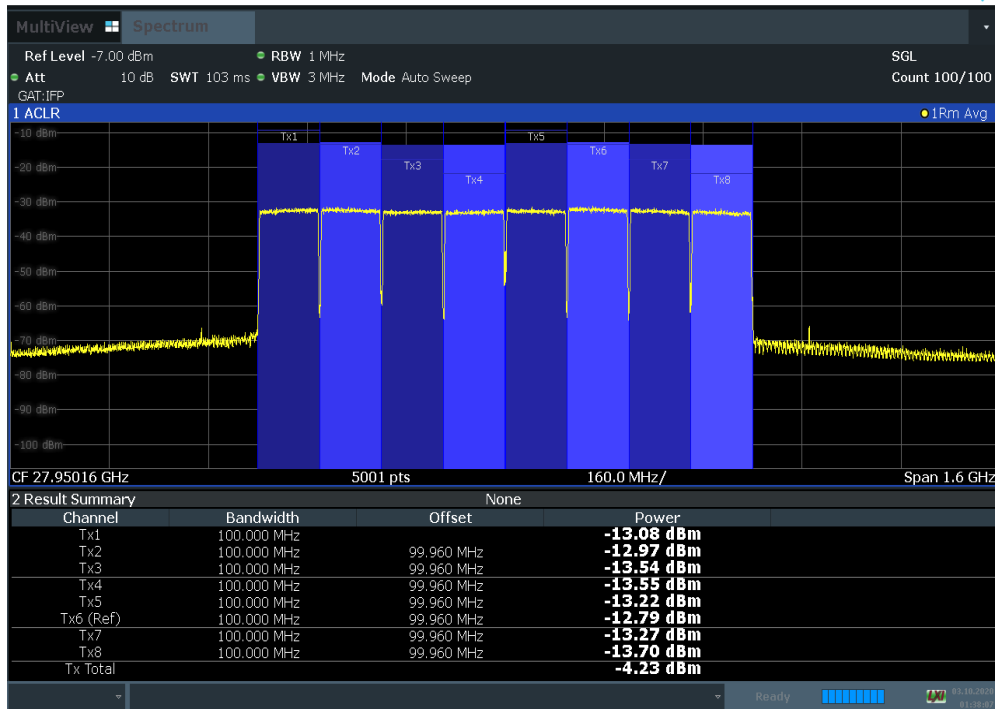


Plot 7-86. EIRP Density (Ant A 100 MHz BW 6CC QPSK High)

FCC ID: A3LAT1K04-B10	Proud to be part of element	MEASUREMENT REPORT (CERTIFICATION)		Approved by: Quality Manager
Test Report S/N: 8K20090901-02-R2.A3L	Test Dates: 09/10/2020-10/08/2020	EUT Type: 5G Access Unit		Page 80 of 469

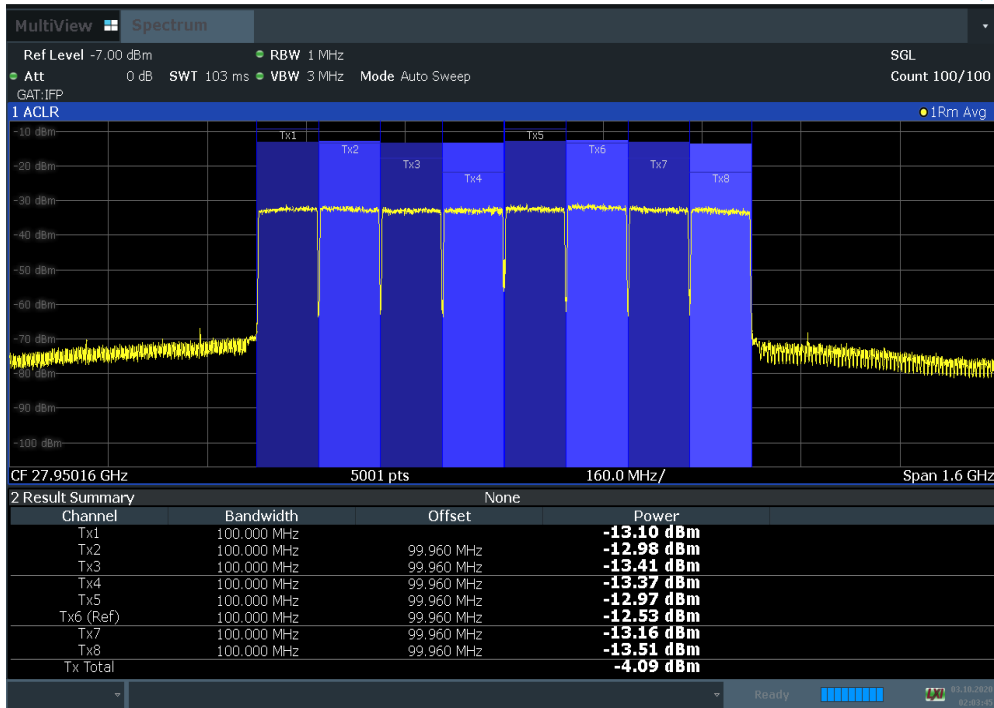


Plot 7-87. EIRP Density (Ant A 100 MHz BW 7CC QPSK High)

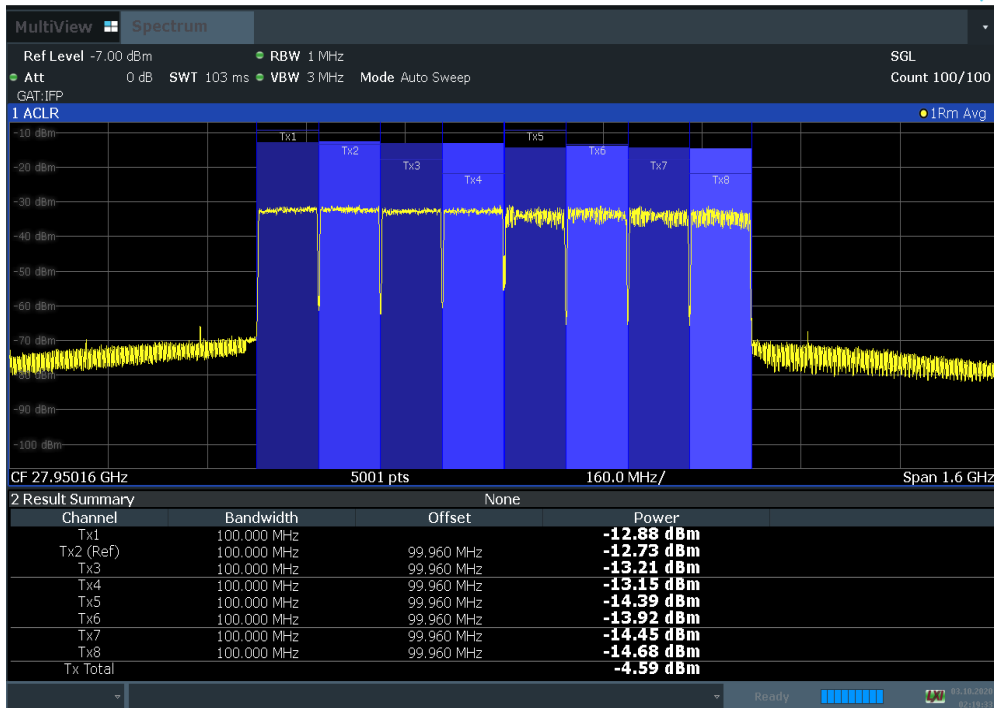


Plot 7-88. EIRP Density (Ant A 100 MHz BW 8CC QPSK High)

FCC ID: A3LAT1K04-B10	PCTEST Proud to be part of element	MEASUREMENT REPORT (CERTIFICATION)	SAMSUNG	Approved by: Quality Manager
Test Report S/N: 8K20090901-02-R2.A3L	Test Dates: 09/10/2020-10/08/2020	EUT Type: 5G Access Unit		Page 81 of 469

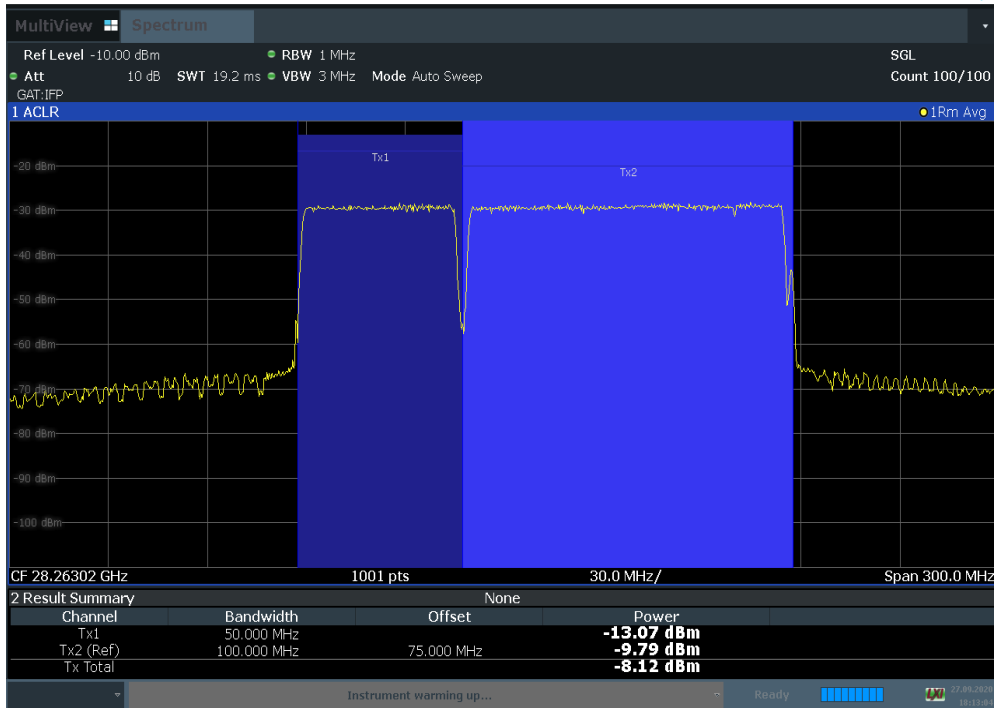


Plot 7-89. EIRP Density (Ant A 100 MHz BW 8CC 16QAM High)

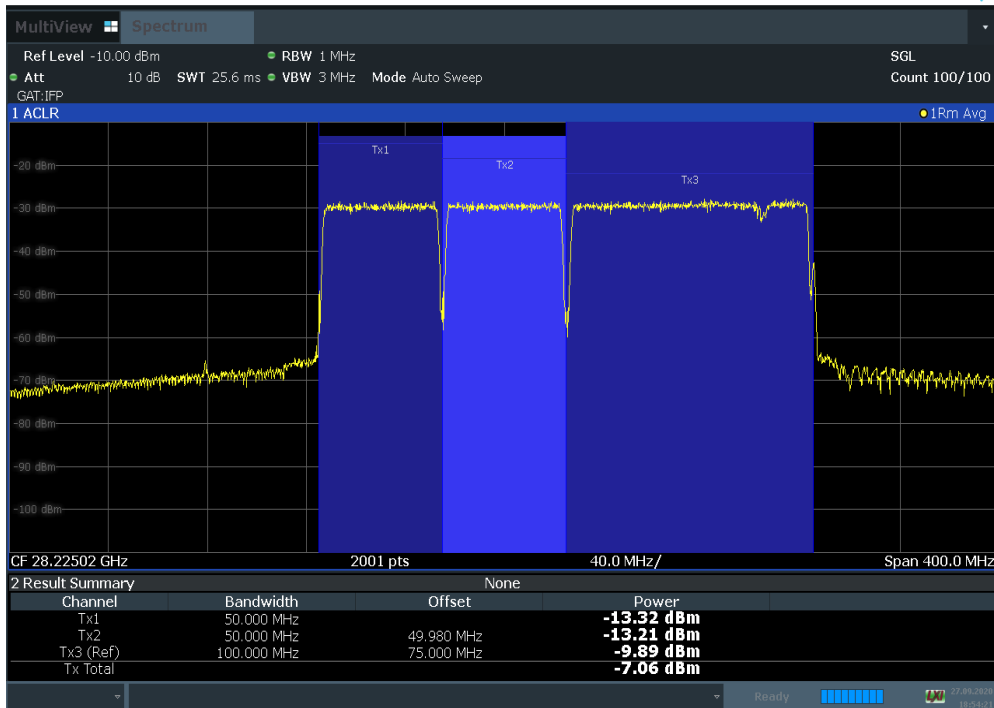


Plot 7-90. EIRP Density (Ant A 100 MHz BW 8CC 64QAM High)

FCC ID: A3LAT1K04-B10	PCTEST Proud to be part of element	MEASUREMENT REPORT (CERTIFICATION)	SAMSUNG	Approved by: Quality Manager
Test Report S/N: 8K20090901-02-R2.A3L	Test Dates: 09/10/2020-10/08/2020	EUT Type: 5G Access Unit		Page 82 of 469

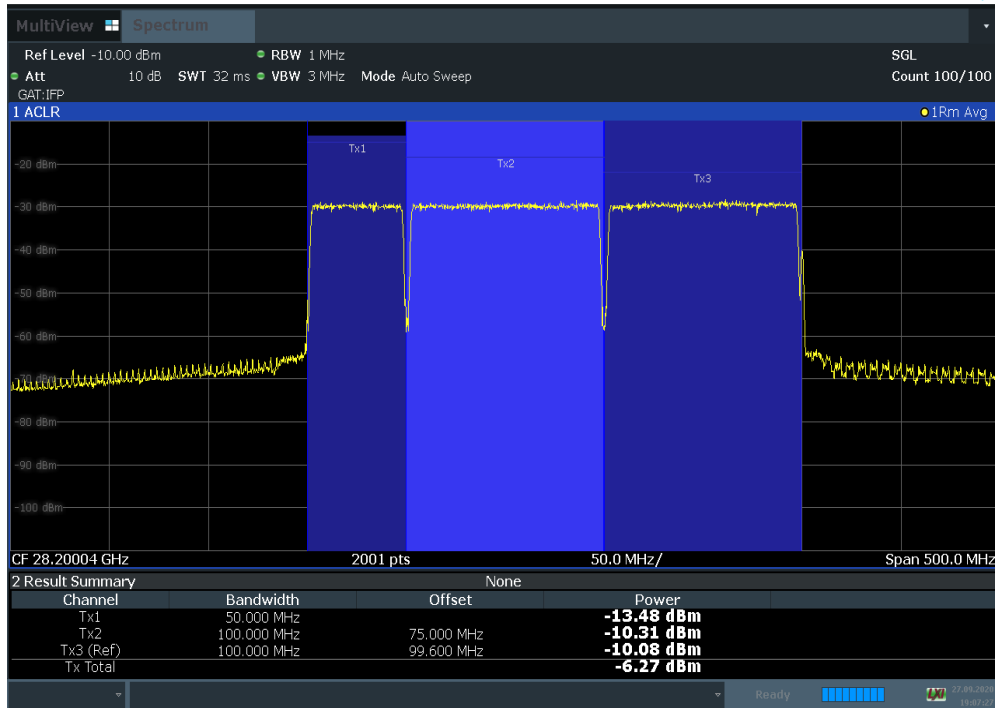


Plot 7-91. EIRP Density (Ant A 50 MHz 1CC + 100 MHz BW 1CC QPSK High)

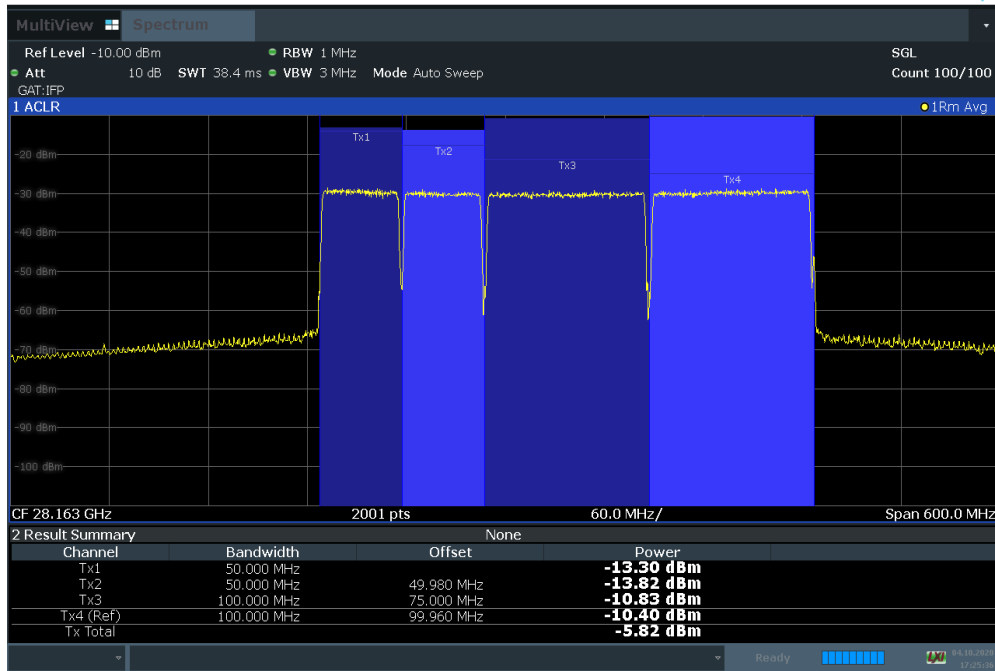


Plot 7-92. EIRP Density (Ant A 50 MHz 2CC + 100 MHz BW 1CC QPSK High)

FCC ID: A3LAT1K04-B10	Proud to be part of element	MEASUREMENT REPORT (CERTIFICATION)		Approved by: Quality Manager
Test Report S/N: 8K20090901-02-R2.A3L	Test Dates: 09/10/2020-10/08/2020	EUT Type: 5G Access Unit		Page 83 of 469

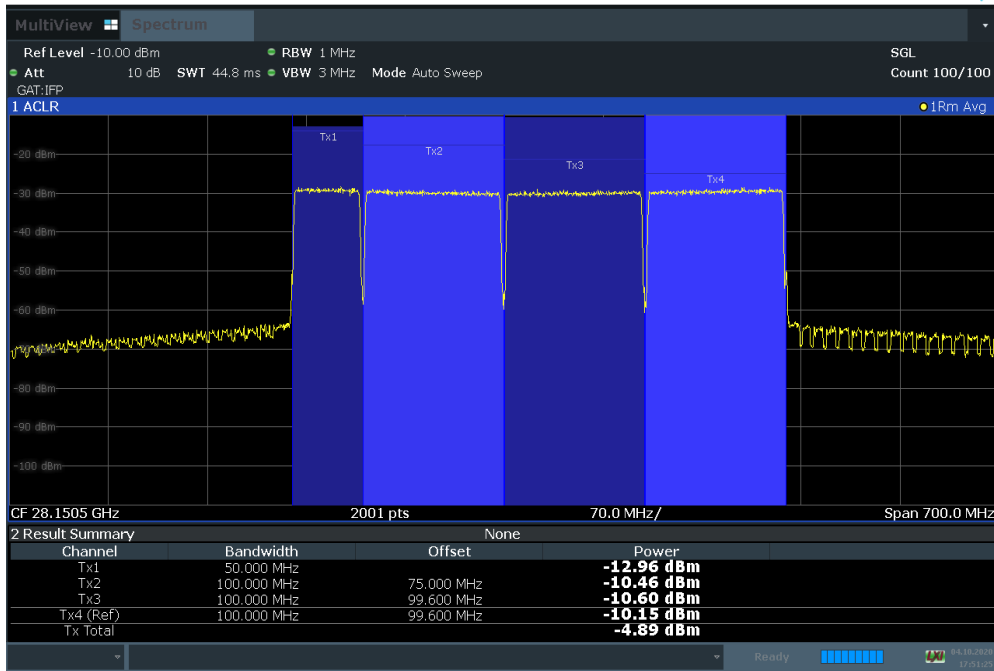


Plot 7-93. EIRP Density (Ant A 50 MHz 1CC + 100 MHz BW 2CC QPSK High)



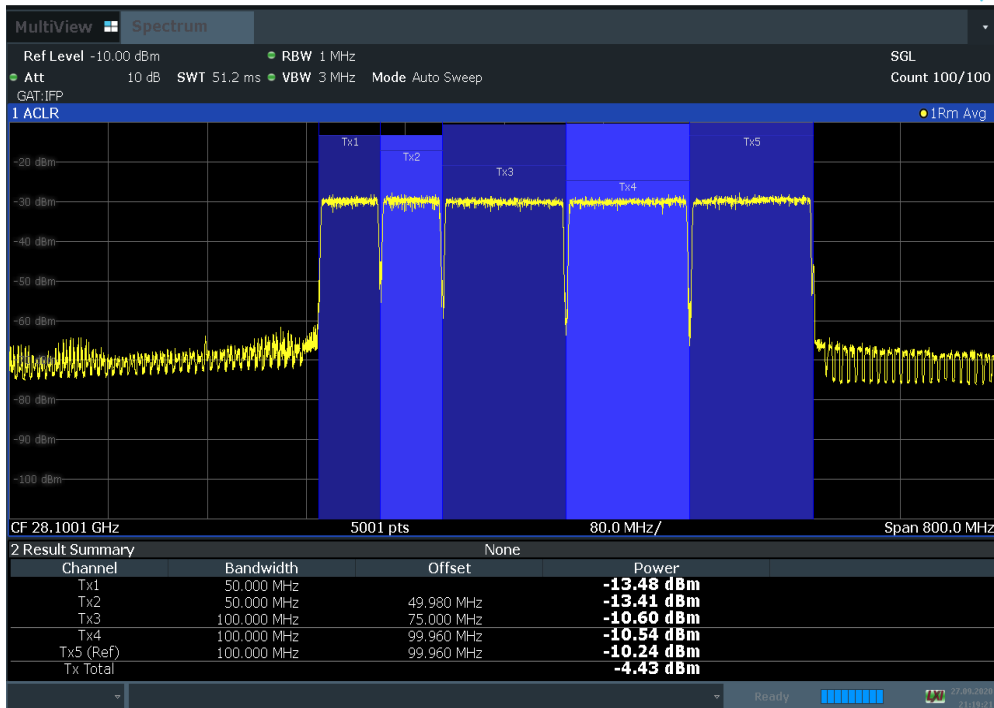
Plot 7-94. EIRP Density (Ant A 50 MHz 2CC + 100 MHz BW 2CC QPSK High)

FCC ID: A3LAT1K04-B10	PCTEST Proud to be part of element	MEASUREMENT REPORT (CERTIFICATION)	SAMSUNG	Approved by: Quality Manager
Test Report S/N: 8K20090901-02-R2.A3L	Test Dates: 09/10/2020-10/08/2020	EUT Type: 5G Access Unit		Page 84 of 469



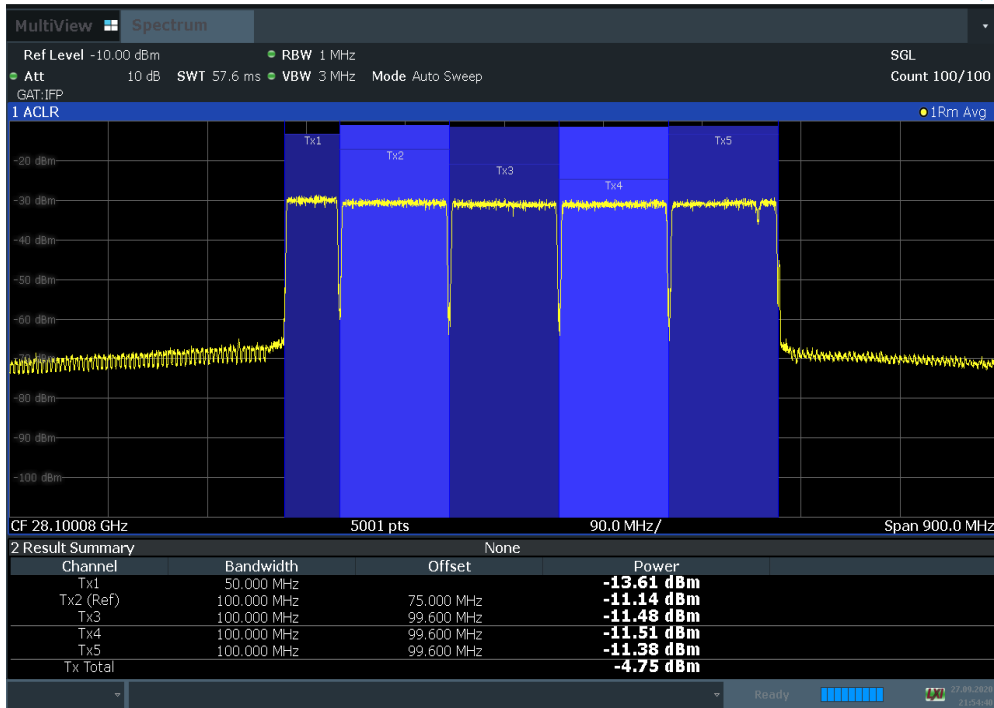
17:51:26 04.10.2020

Plot 7-95. EIRP Density (Ant A 50 MHz 1CC + 100 MHz BW 3CC QPSK High)

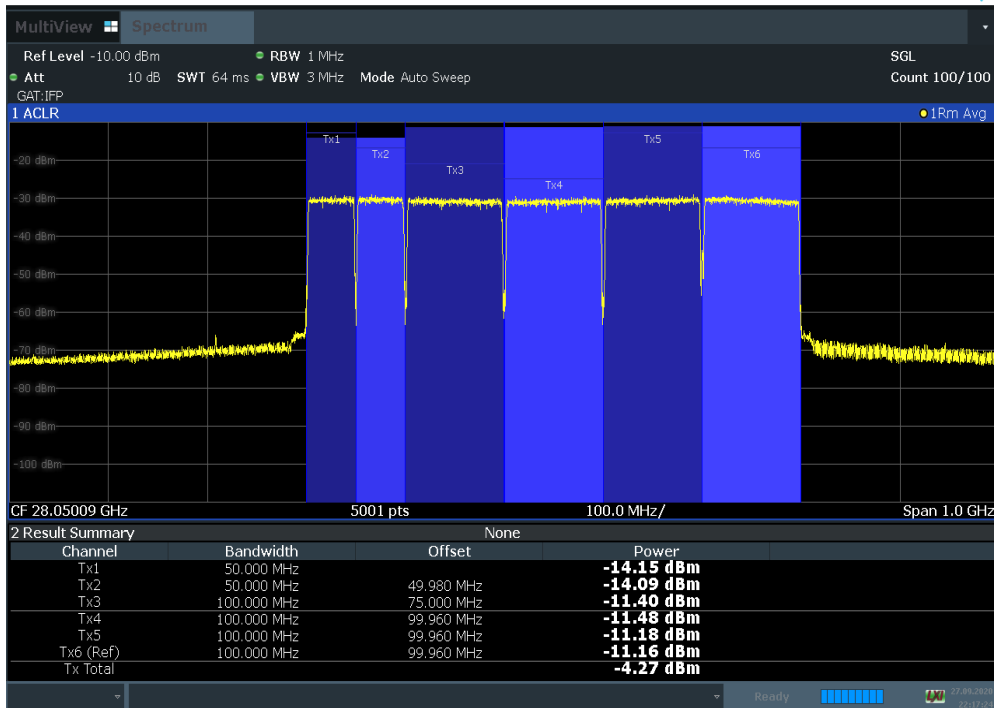


Plot 7-96. EIRP Density (Ant A 50 MHz 2CC + 100 MHz BW 3CC QPSK High)

FCC ID: A3LAT1K04-B10	PCTEST Proud to be part of element	MEASUREMENT REPORT (CERTIFICATION)	SAMSUNG	Approved by: Quality Manager
Test Report S/N: 8K20090901-02-R2.A3L	Test Dates: 09/10/2020-10/08/2020	EUT Type: 5G Access Unit		Page 85 of 469

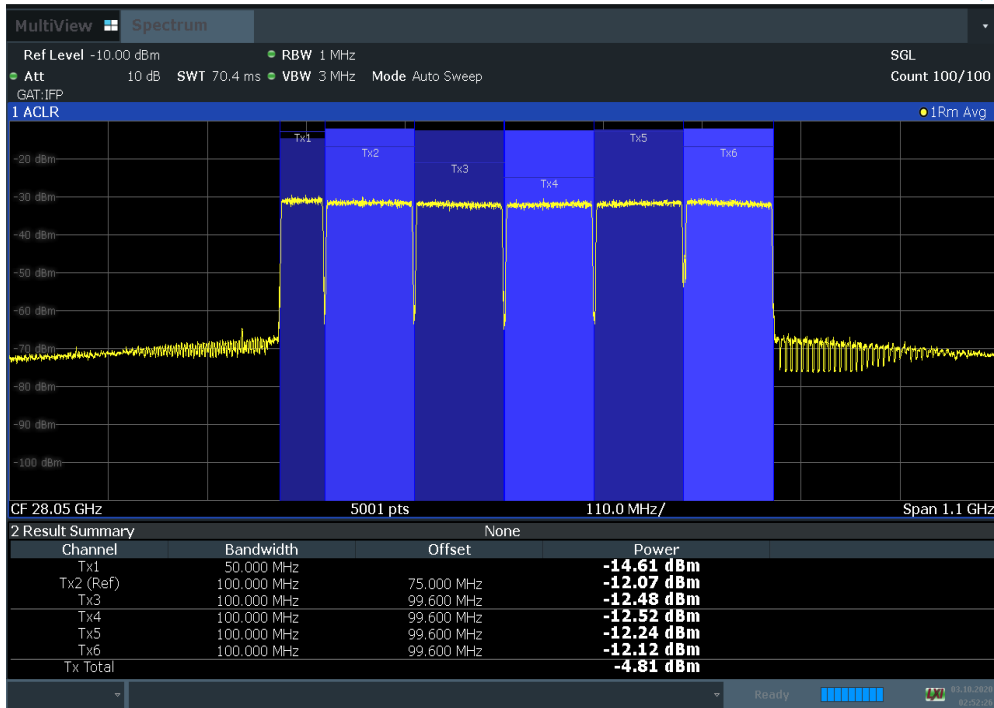


Plot 7-97. EIRP Density (Ant A 50 MHz 1CC + 100 MHz BW 4CC QPSK High)

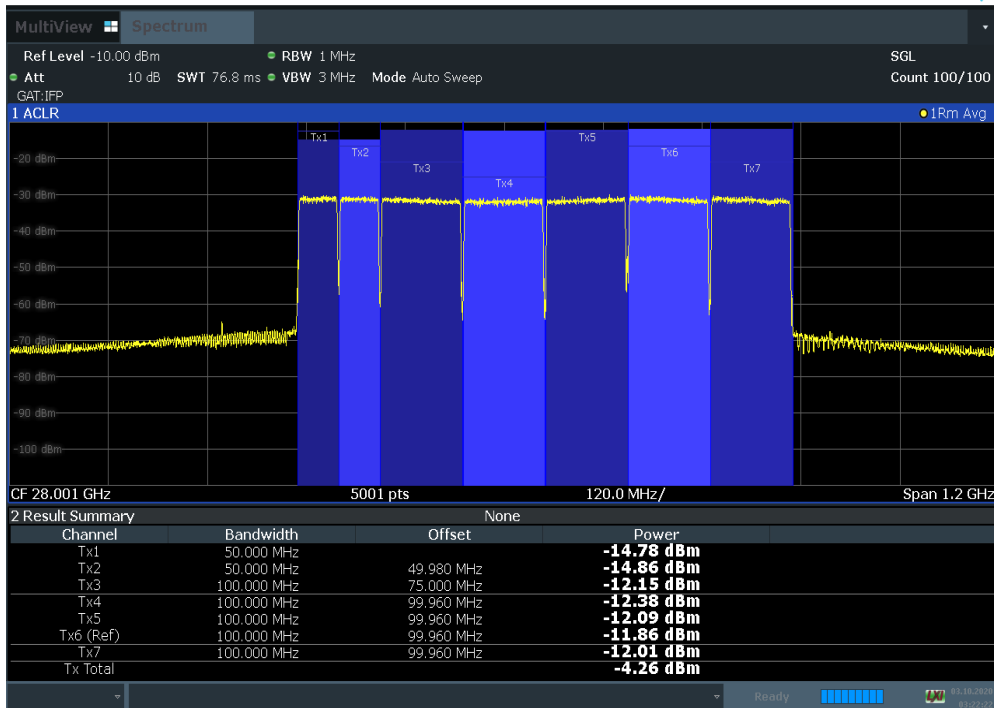


Plot 7-98. EIRP Density (Ant A 50 MHz 2CC + 100 MHz BW 4CC QPSK High)

FCC ID: A3LAT1K04-B10	PCTEST Proud to be part of element	MEASUREMENT REPORT (CERTIFICATION)	SAMSUNG	Approved by: Quality Manager
Test Report S/N: 8K20090901-02-R2.A3L	Test Dates: 09/10/2020-10/08/2020	EUT Type: 5G Access Unit		Page 86 of 469

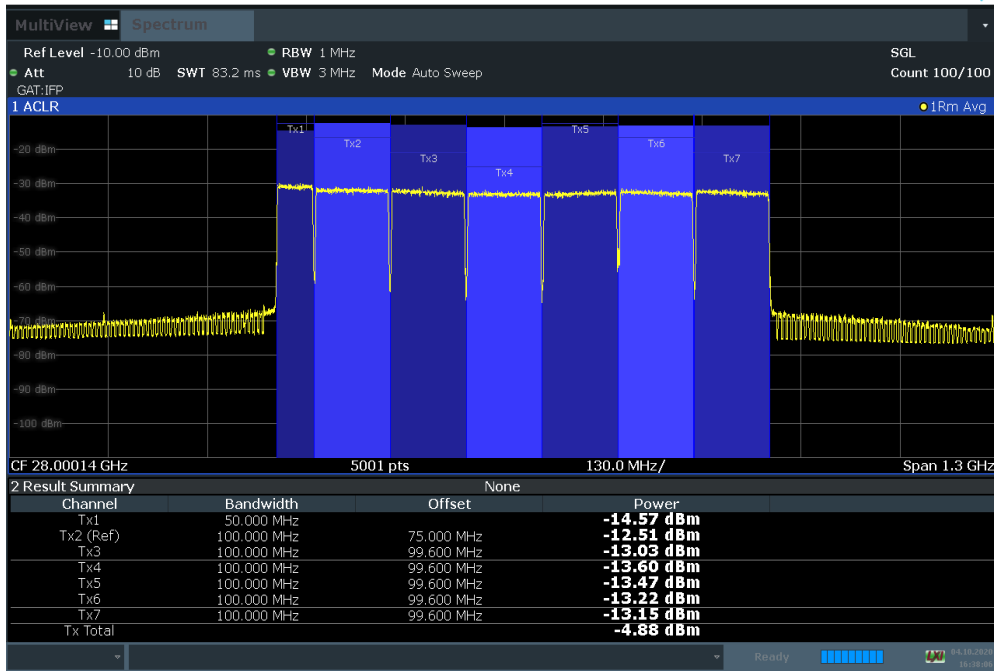


Plot 7-99. EIRP Density (Ant A 50 MHz 1CC + 100 MHz BW 5CC QPSK High)



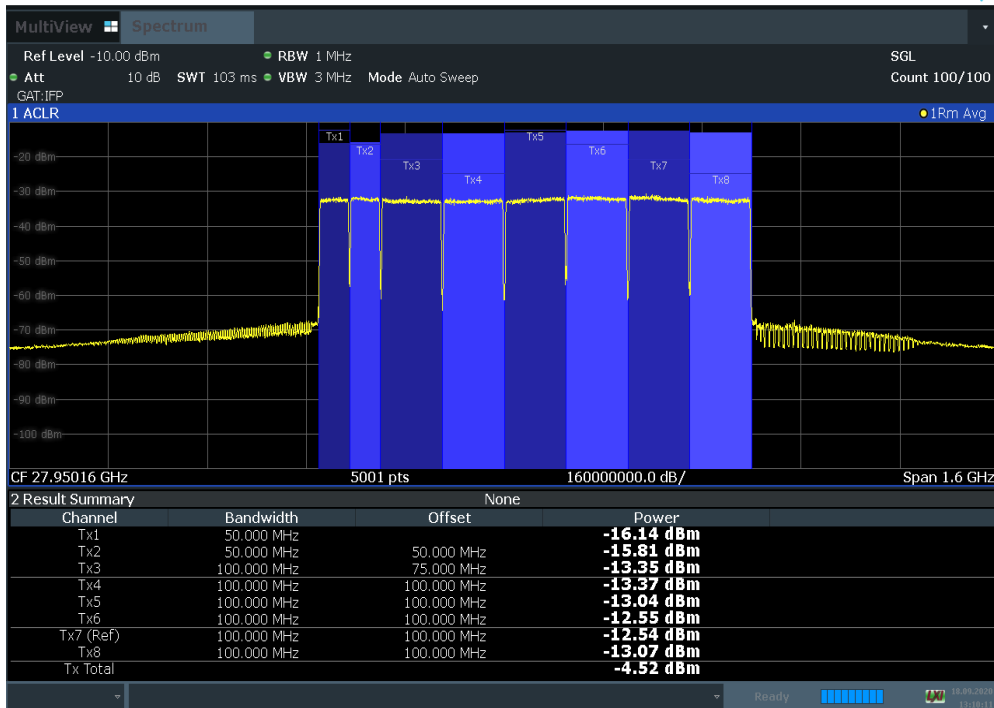
Plot 7-100. EIRP Density (Ant A 50 MHz 2CC + 100 MHz BW 5CC QPSK High)

FCC ID: A3LAT1K04-B10	PCTEST Proud to be part of element	MEASUREMENT REPORT (CERTIFICATION)	SAMSUNG	Approved by: Quality Manager
Test Report S/N: 8K20090901-02-R2.A3L	Test Dates: 09/10/2020-10/08/2020	EUT Type: 5G Access Unit		Page 87 of 469



16:38:07 04.10.2020

Plot 7-101. EIRP Density (Ant A 50 MHz 1CC + 100 MHz BW 6CC QPSK High)



Plot 7-102. EIRP Density (Ant A 50 MHz 2CC + 100 MHz BW 6CC QPSK High)

FCC ID: A3LAT1K04-B10	PCTEST Proud to be part of element	MEASUREMENT REPORT (CERTIFICATION)	SAMSUNG	Approved by: Quality Manager
Test Report S/N: 8K20090901-02-R2.A3L	Test Dates: 09/10/2020-10/08/2020	EUT Type: 5G Access Unit		Page 88 of 469

7.3.2 Antenna B EIRP Density

Bandwidth [MHz]	Configuration	Channel	CCs active	Modulation	Horn Angle [degrees]	Horn Height [cm]	Turntable Azimuth [degrees]	Analyzer Level [dBm]	AFCL [dBm]	Average e.i.r.p. PSD [dBm/100MHz]	PSD Limit [dBm/100MHz]	Margin [dB]
50	1 CC	Low	0	QPSK	45.0	1.44	52	-13.41	45.37	47.25	75.00	27.75
		Low	0	16QAM	45.0	1.44	52	-13.15	45.37	47.51	75.00	27.49
		Low	0	64QAM	45.0	1.44	52	-13.08	45.37	47.58	75.00	27.42
	2 CC	Low	0-1	QPSK	45.0	1.44	52	-12.78	45.37	47.88	75.00	27.12
		Low	0-1	16QAM	45.0	1.44	52	-12.82	45.37	47.84	75.00	27.16
		Low	0-1	64QAM	45.0	1.44	52	-12.83	45.37	47.83	75.00	27.17
	1 CC	Mid	4	QPSK	45.0	1.44	52	-13.19	45.46	47.56	75.00	27.44
		Mid	4	16QAM	45.0	1.44	52	-13.31	45.46	47.44	75.00	27.56
		Mid	4	64QAM	45.0	1.44	52	-13.26	45.46	47.49	75.00	27.51
	2 CC	Mid	0-1	QPSK	45.0	1.44	52	-12.91	45.46	47.84	75.00	27.16
		Mid	0-1	16QAM	45.0	1.44	52	-12.94	45.46	47.81	75.00	27.19
		Mid	0-1	64QAM	45.0	1.44	52	-12.98	45.46	47.77	75.00	27.23
	1 CC	High	7	QPSK	45.0	1.44	52	-13.38	45.81	47.72	75.00	27.28
		High	7	16QAM	45.0	1.44	52	-13.49	45.81	47.61	75.00	27.39
		High	7	64QAM	45.0	1.44	52	-13.41	45.81	47.69	75.00	27.31
	2 CC	High	0-1	QPSK	45.0	1.44	52	-13.2	45.81	47.90	75.00	27.10
		High	0-1	16QAM	45.0	1.44	52	-13.24	45.81	47.86	75.00	27.14
		High	0-1	64QAM	45.0	1.44	52	-13.28	45.81	47.82	75.00	27.18
100	1 CC	Low	0	QPSK	45.0	1.44	52	-9.91	45.37	47.74	75.00	27.26
		Low	0	16QAM	45.0	1.44	52	-9.96	45.37	47.69	75.00	27.31
		Low	0	64QAM	45.0	1.44	52	-9.9	45.37	47.75	75.00	27.25
	8 CC	Low	0-7	QPSK	45.0	1.44	52	-12.45	45.37	45.20	75.00	29.80
		Low	0-7	16QAM	45.0	1.44	52	-12.56	45.37	45.09	75.00	29.91
		Low	0-7	64QAM	45.0	1.44	52	-12.47	45.37	45.18	75.00	29.82
	1 CC	Mid	4	QPSK	45.0	1.44	52	-10.36	45.46	47.38	75.00	27.62

FCC ID: A3LAT1K04-B10		MEASUREMENT REPORT (CERTIFICATION)		Approved by: Quality Manager
Test Report S/N: 8K2009091-02-R2.A3L	Test Dates: 09/10/2020-10/08/2020	EUT Type: 5G Access Unit	Page 89 of 469	

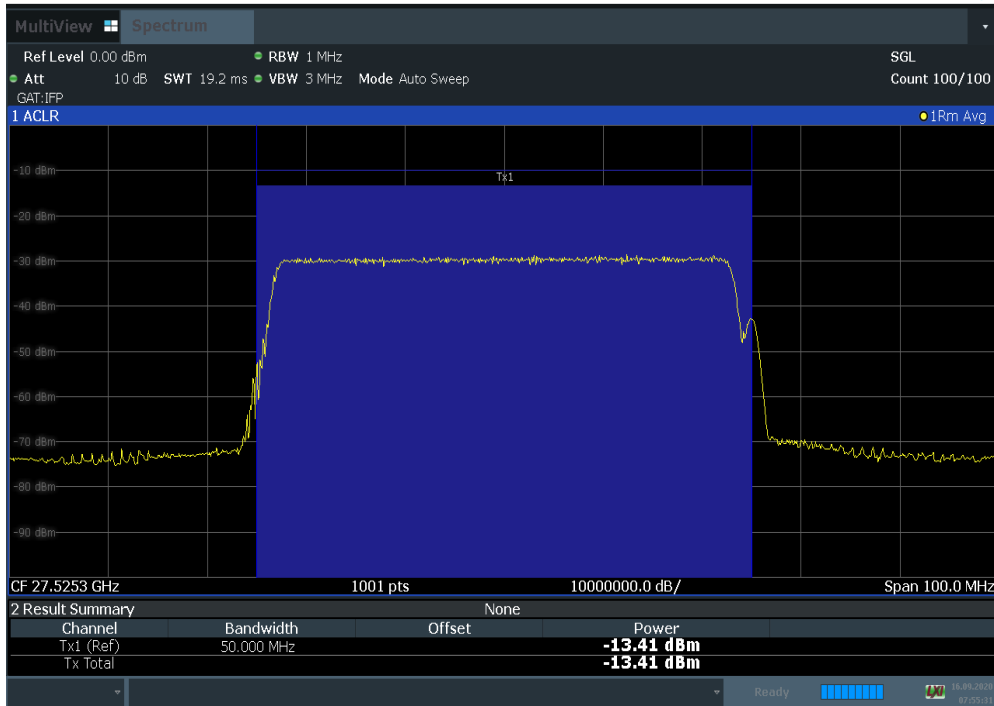
100	Mid	4	16QAM	45.0	1.44	52	-10.39	45.46	47.35	75.00	27.65	
		4	64QAM	45.0	1.44	52	-10.33	45.46	47.41	75.00	27.59	
	8 CC	Mid	0-7	QPSK	45.0	1.44	52	-12.35	45.46	45.39	75.00	29.61
		Mid	0-7	16QAM	45.0	1.44	52	-12.41	45.46	45.33	75.00	29.67
		Mid	0-7	64QAM	45.0	1.44	52	-12.38	45.46	45.36	75.00	29.64
	1 CC	High	7	QPSK	45.0	1.44	52	-10.55	45.81	47.54	75.00	27.46
		High	7	16QAM	45.0	1.44	52	-10.63	45.81	47.46	75.00	27.54
		High	7	64QAM	45.0	1.44	52	-10.56	45.81	47.53	75.00	27.47
	2 CC	High	0-1	QPSK	45.0	1.44	52	-10.64	45.81	47.45	75.00	27.55
	3 CC	High	0-2	QPSK	45.0	1.44	52	-10.25	45.81	47.84	75.00	27.16
	4 CC	High	0-3	QPSK	45.0	1.44	52	-10.12	45.81	47.97	75.00	27.03
	5 CC	High	0-4	QPSK	45.0	1.44	52	-11.13	45.81	46.96	75.00	28.04
	6 CC	High	0-5	QPSK	45.0	1.44	52	-11.92	45.81	46.17	75.00	28.83
	7 CC	High	0-6	QPSK	45.0	1.44	52	-12.43	45.81	45.66	75.00	29.34
	8 CC	High	0-7	QPSK	45.0	1.44	52	-12.52	45.81	45.57	75.00	29.43
		High	0-7	16QAM	45.0	1.44	52	-12.52	45.81	45.57	75.00	29.43
		High	0-7	64QAM	45.0	1.44	52	-12.52	45.81	45.57	75.00	29.43
	50 MHz + 100 MHz Mix	50 M 1CC + 100 M 1CC	High	0-1	QPSK	45.0	1.44	52	-10.12	45.81	47.97	75.00
50 M 2CC + 100 M 1CC		High	0-2	QPSK	45.0	1.44	52	-10.26	45.81	47.80	75.00	27.20
50 M 1CC + 100 M 2CC		High	0-2	QPSK	45.0	1.44	52	-10.04	45.81	48.05	75.00	26.95
50 M 2CC + 100 M 2CC		High	0-3	QPSK	45.0	1.44	52	-10.34	45.81	47.75	75.00	27.25
50 M 1CC + 100 M 3CC		High	0-3	QPSK	45.0	1.44	52	-9.87	45.81	48.22	75.00	26.78
50 M 2CC + 100 M 3CC		High	0-4	QPSK	45.0	1.44	52	-9.89	45.81	48.20	75.00	26.80
50 M 1CC + 100 M 4CC		High	0-4	QPSK	45.0	1.44	52	-10.50	45.81	47.59	75.00	27.41
50 M 2CC + 100 M 4CC		High	0-5	QPSK	45.0	1.44	52	-10.90	45.81	47.19	75.00	27.81
50 M 1CC + 100 M 5CC		High	0-5	QPSK	45.0	1.44	52	-11.30	45.81	46.79	75.00	28.21
50 M 2CC + 100 M 5CC		High	0-6	QPSK	45.0	1.44	52	-11.68	45.81	46.41	75.00	28.59

FCC ID: A3LAT1K04-B10		MEASUREMENT REPORT (CERTIFICATION)			Approved by: Quality Manager
Test Report S/N: 8K2009091-02-R2.A3L	Test Dates: 09/10/2020-10/08/2020	EUT Type: 5G Access Unit		Page 90 of 469	

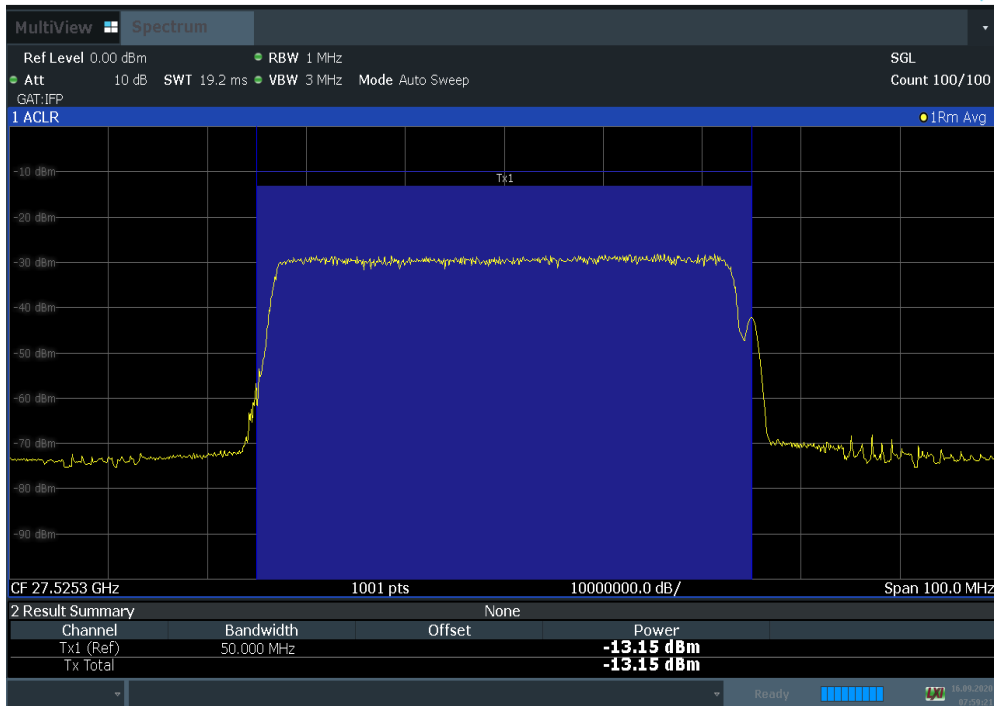
50 MHz + 100 MHz Mix	50 M 1CC + 100 M 6CC	High	0-6	QPSK	45.0	1.44	52	-11.36	45.81	46.73	75.00	28.27
	50 M 2CC + 100 M 6CC	High	0-7	QPSK	45.0	1.44	52	-12.59	45.81	45.50	75.00	29.50

Table 7-8. Antenna B EIRP Density Summary Data

FCC ID: A3LAT1K04-B10		MEASUREMENT REPORT (CERTIFICATION)		Approved by: Quality Manager
Test Report S/N: 8K20090901-02-R2.A3L	Test Dates: 09/10/2020-10/08/2020	EUT Type: 5G Access Unit		Page 91 of 469

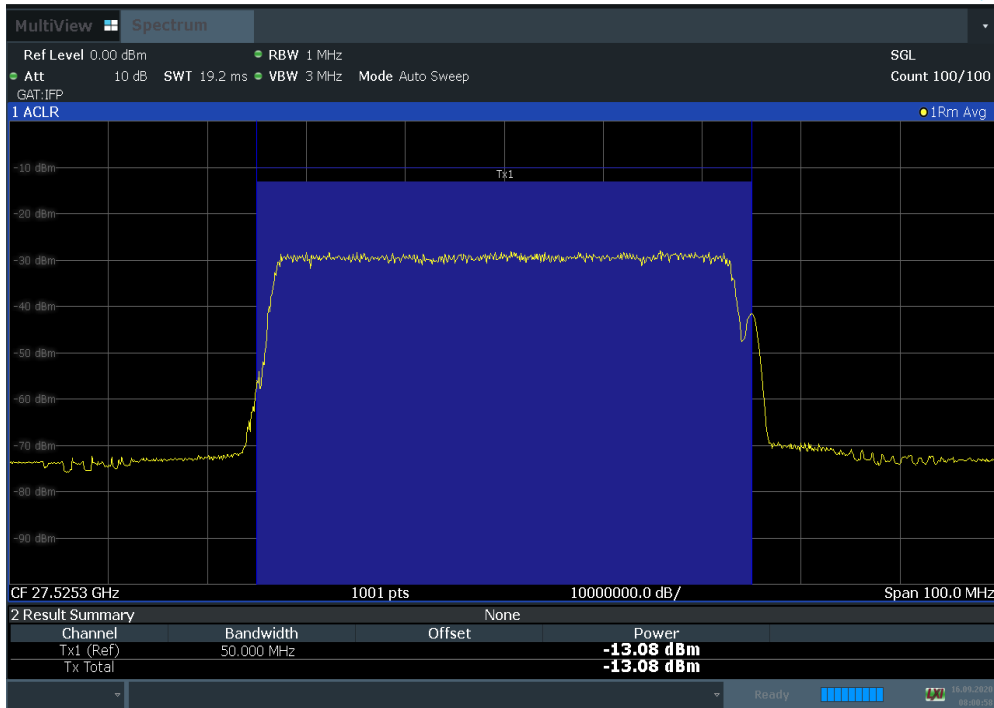


Plot 7-103. EIRP Density (Ant B 50 MHz BW 1CC QPSK Low)

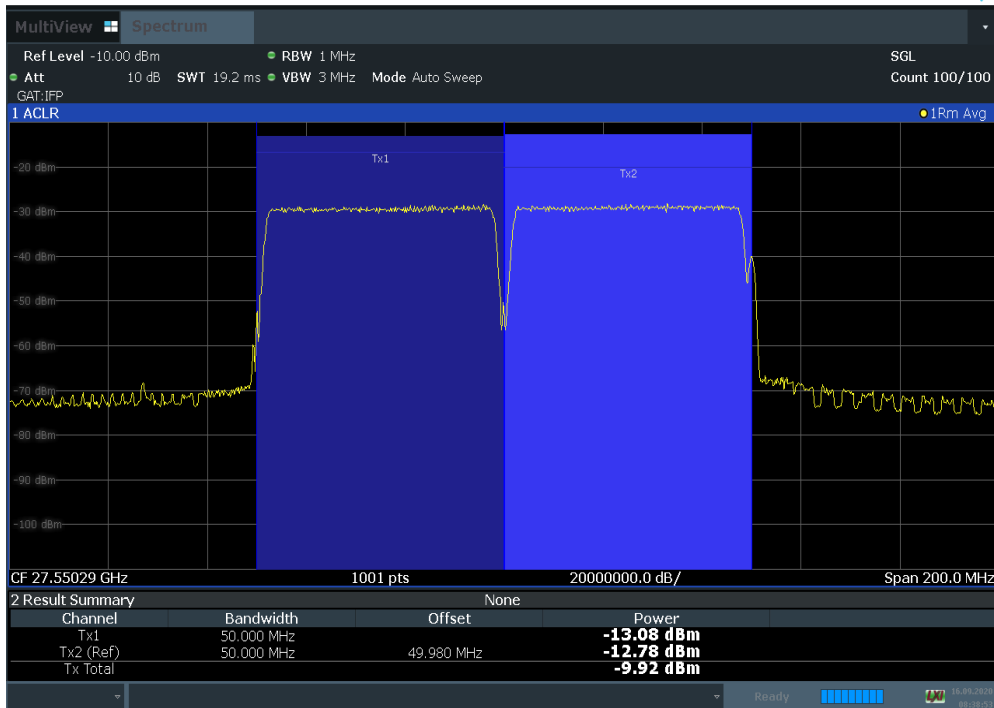


Plot 7-104. EIRP Density (Ant B 50 MHz BW 1CC 16QAM Low)

FCC ID: A3LAT1K04-B10	PCTEST Proud to be part of element	MEASUREMENT REPORT (CERTIFICATION)	SAMSUNG	Approved by: Quality Manager
Test Report S/N: 8K20090901-02-R2.A3L	Test Dates: 09/10/2020-10/08/2020	EUT Type: 5G Access Unit		Page 92 of 469

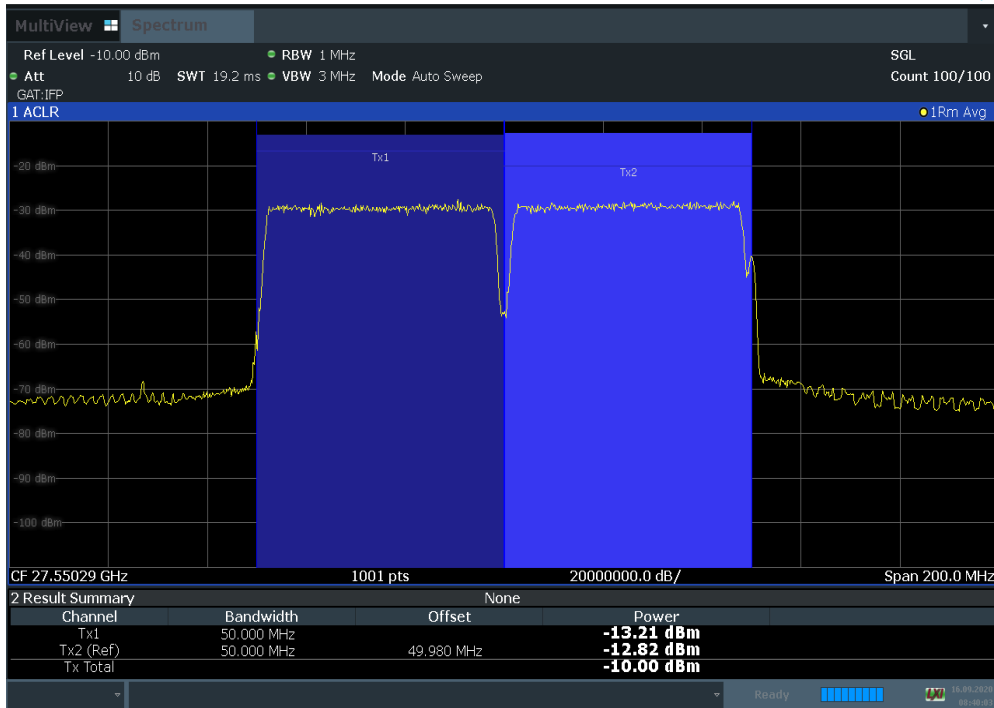


Plot 7-105. EIRP Density (Ant B 50 MHz BW 1CC 64QAM Low)

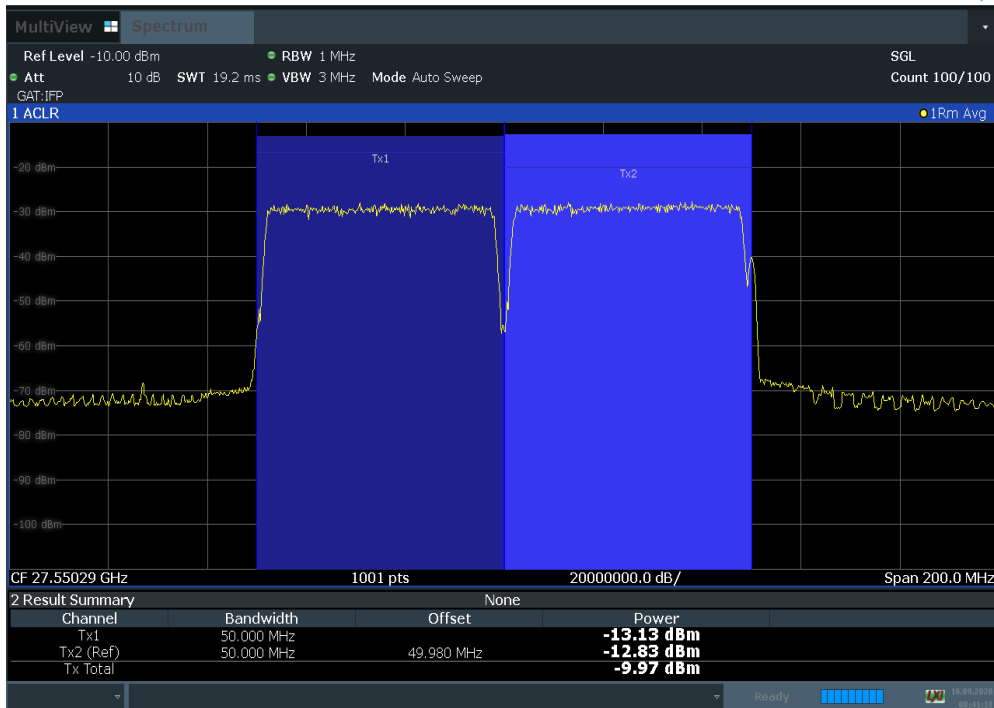


Plot 7-106. EIRP Density (Ant B 50 MHz BW 2CC QPSK Low)

FCC ID: A3LAT1K04-B10	PCTEST Proud to be part of element	MEASUREMENT REPORT (CERTIFICATION)		Approved by: Quality Manager
Test Report S/N: 8K20090901-02-R2.A3L	Test Dates: 09/10/2020-10/08/2020	EUT Type: 5G Access Unit		Page 93 of 469

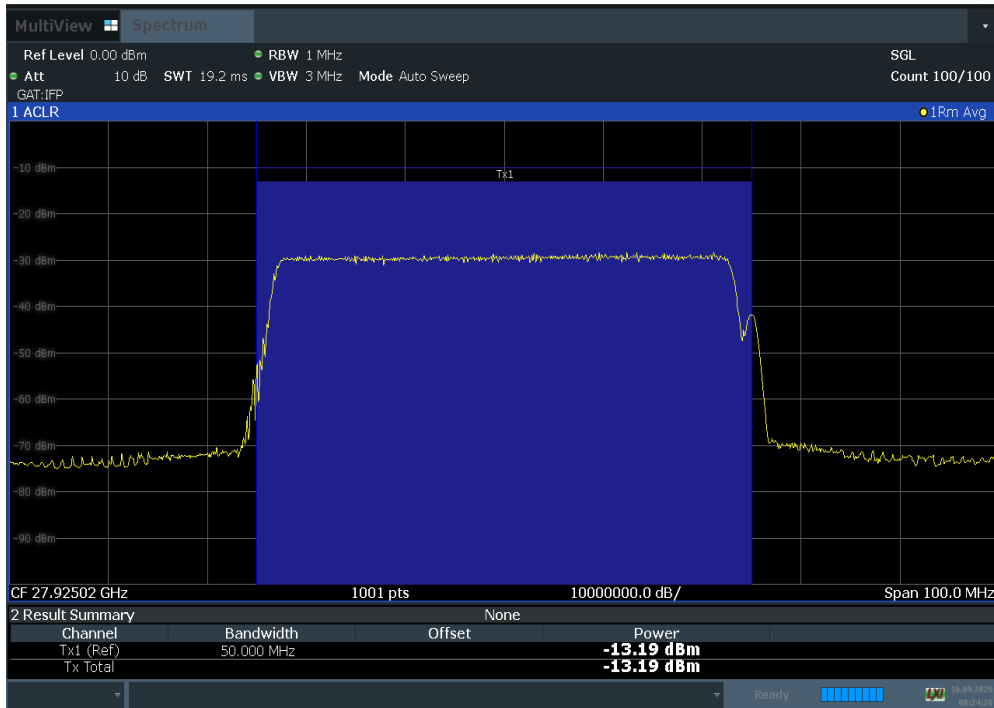


Plot 7-107. EIRP Density (Ant B 50 MHz BW 2CC 16QAM Low)

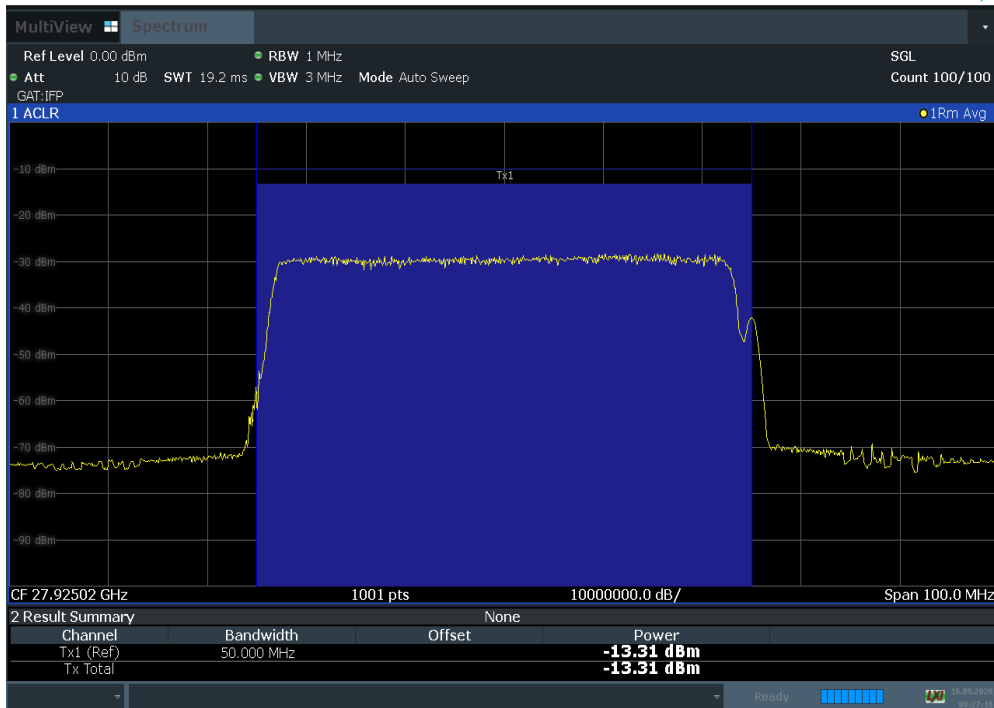


Plot 7-108. EIRP Density (Ant B 50 MHz BW 2CC 64QAM Low)

FCC ID: A3LAT1K04-B10	PCTEST Proud to be part of element	MEASUREMENT REPORT (CERTIFICATION)	SAMSUNG	Approved by: Quality Manager
Test Report S/N: 8K20090901-02-R2.A3L	Test Dates: 09/10/2020-10/08/2020	EUT Type: 5G Access Unit		Page 94 of 469

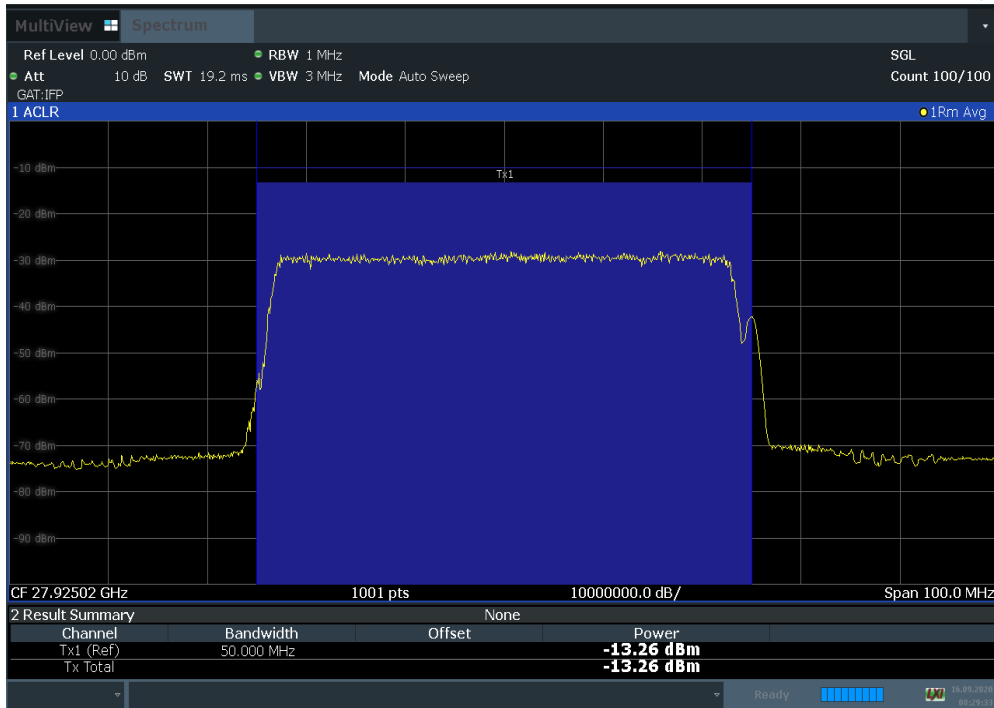


Plot 7-109. EIRP Density (Ant B 50 MHz BW 1CC QPSK Mid)

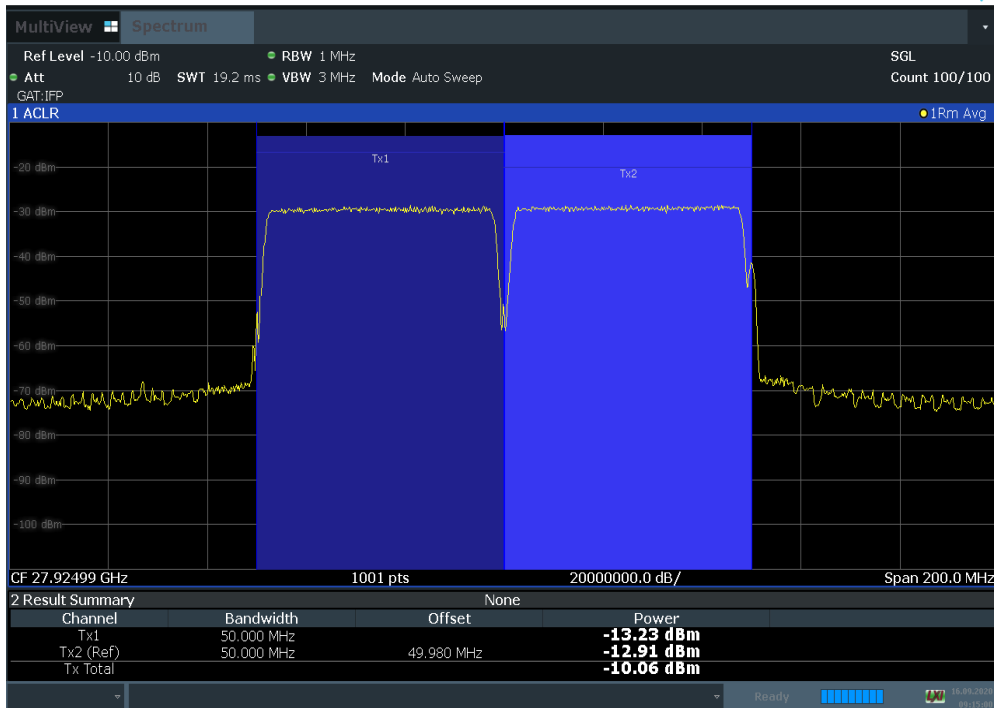


Plot 7-110. EIRP Density (Ant B 50 MHz BW 1CC 16QAM Mid)

FCC ID: A3LAT1K04-B10	PCTEST Proud to be part of element	MEASUREMENT REPORT (CERTIFICATION)	SAMSUNG	Approved by: Quality Manager
Test Report S/N: 8K20090901-02-R2.A3L	Test Dates: 09/10/2020-10/08/2020	EUT Type: 5G Access Unit		Page 95 of 469

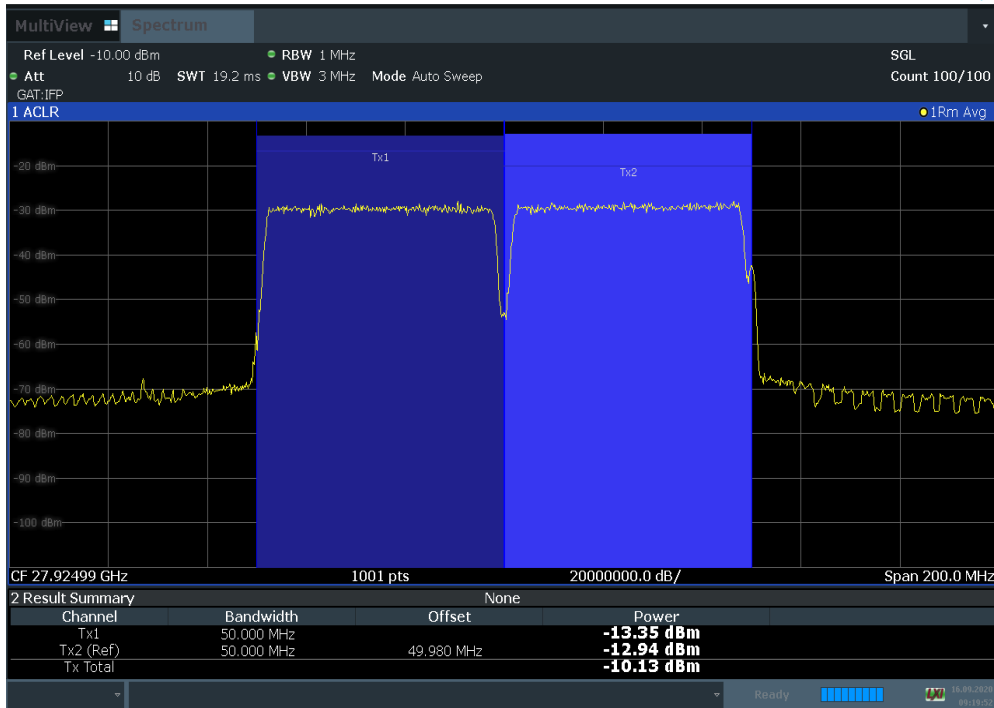


Plot 7-111. EIRP Density (Ant B 50 MHz BW 1CC 64QAM Mid)

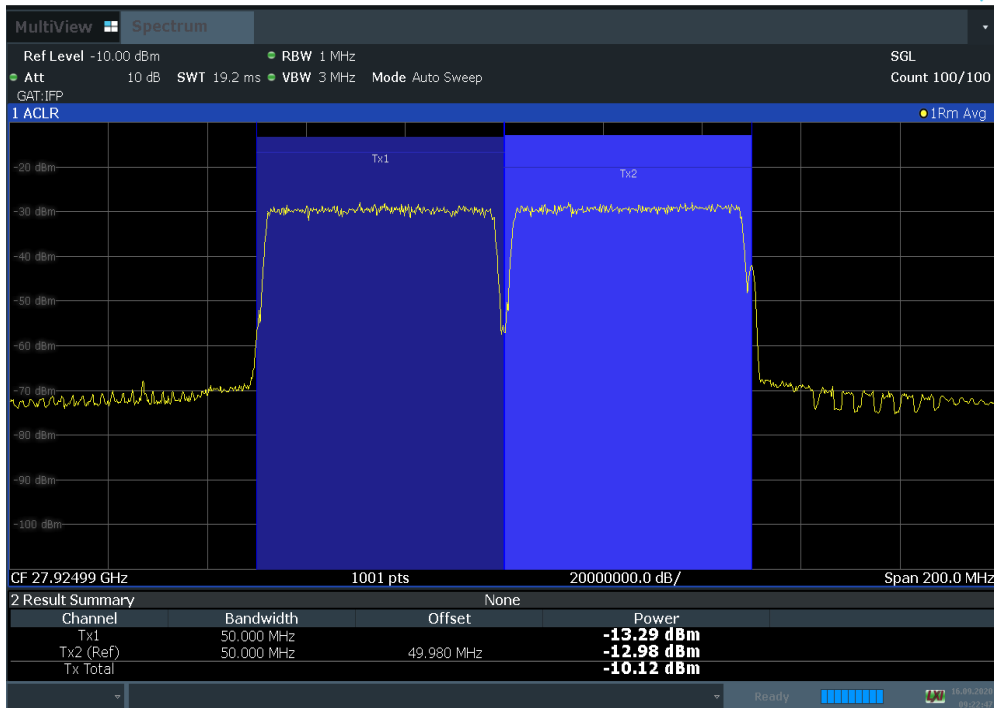


Plot 7-112. EIRP Density (Ant B 50 MHz BW 2CC QPSK Mid)

FCC ID: A3LAT1K04-B10		MEASUREMENT REPORT (CERTIFICATION)		Approved by: Quality Manager
Test Report S/N: 8K20090901-02-R2.A3L	Test Dates: 09/10/2020-10/08/2020	EUT Type: 5G Access Unit		Page 96 of 469

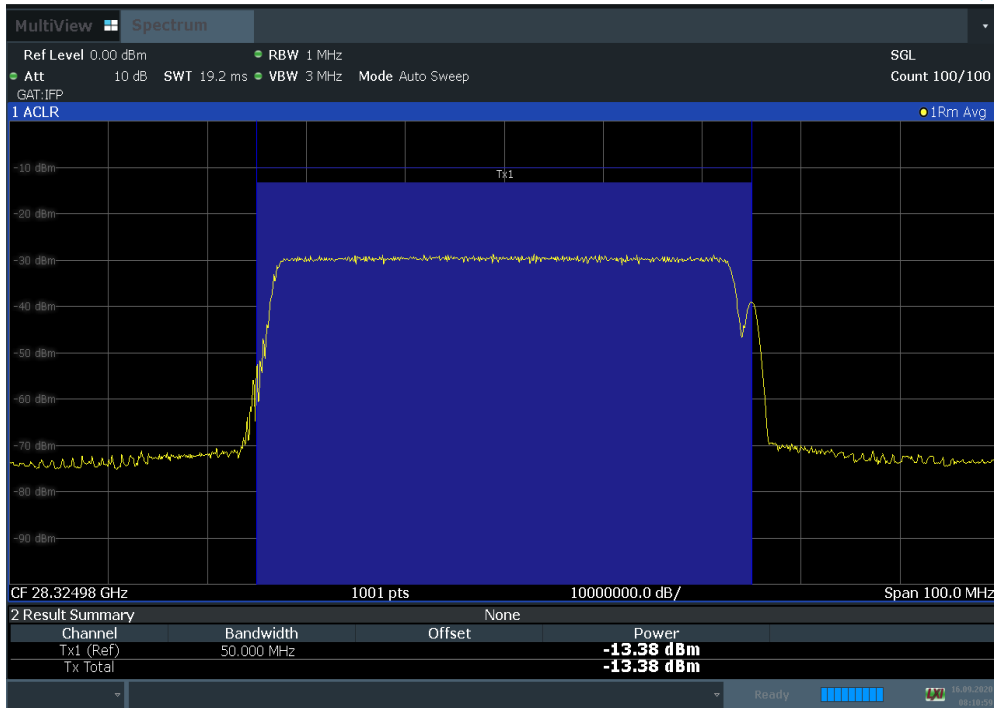


Plot 7-113. EIRP Density (Ant B 50 MHz BW 2CC 16QAM Mid)

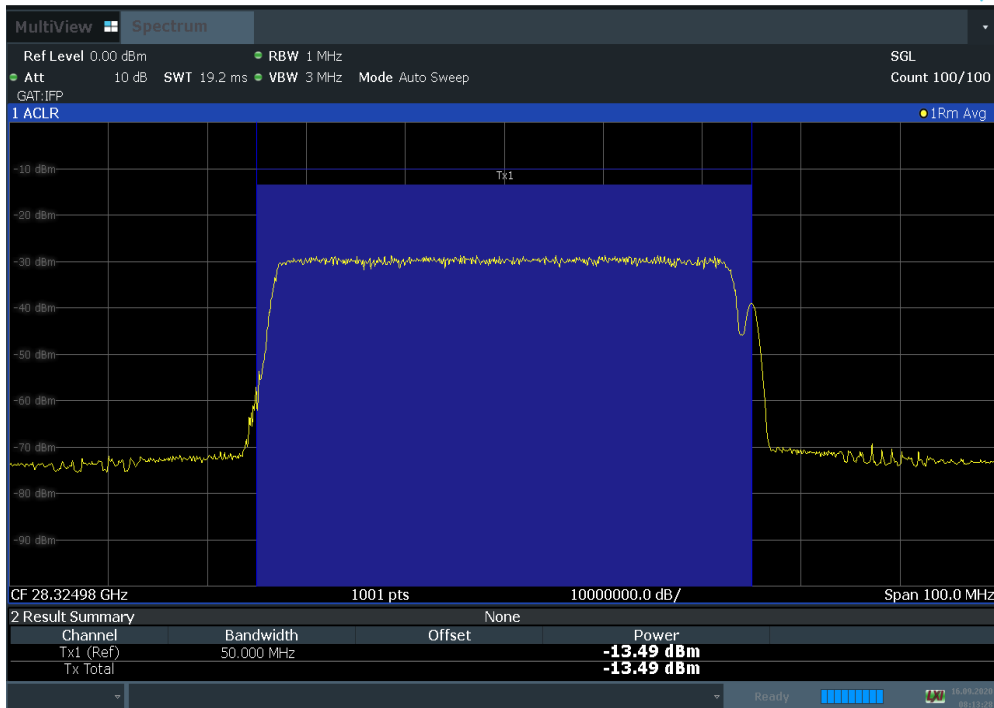


Plot 7-114. EIRP Density (Ant B 50 MHz BW 2CC 64QAM Mid)

FCC ID: A3LAT1K04-B10	Proud to be part of element	MEASUREMENT REPORT (CERTIFICATION)		Approved by: Quality Manager
Test Report S/N: 8K20090901-02-R2.A3L	Test Dates: 09/10/2020-10/08/2020	EUT Type: 5G Access Unit		Page 97 of 469

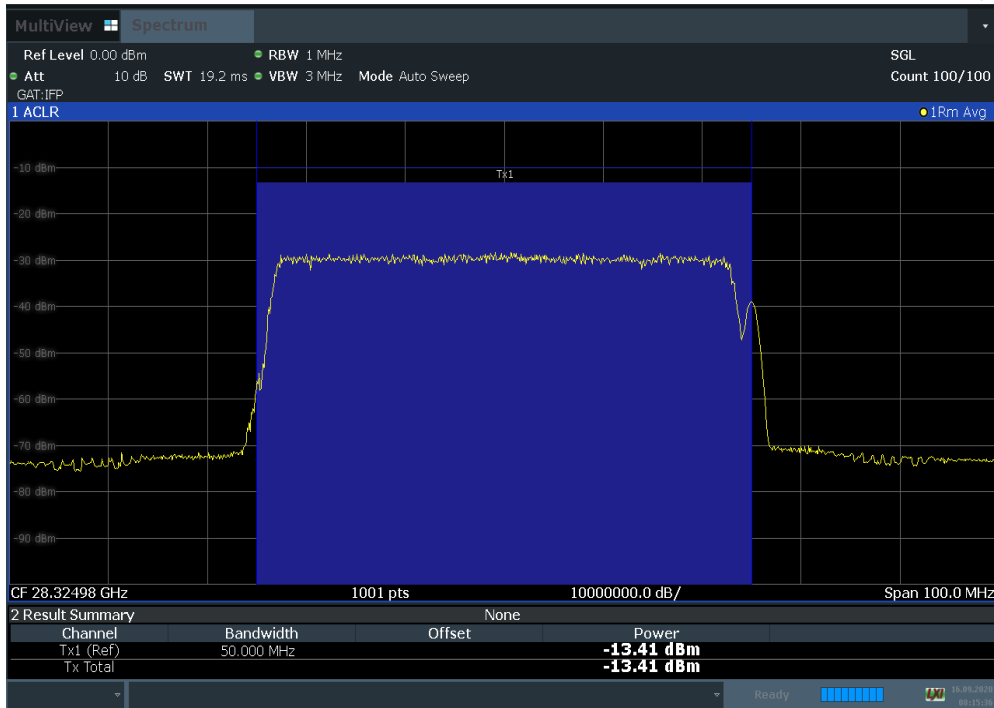


Plot 7-115. EIRP Density (Ant B 50 MHz BW 1CC QPSK High)

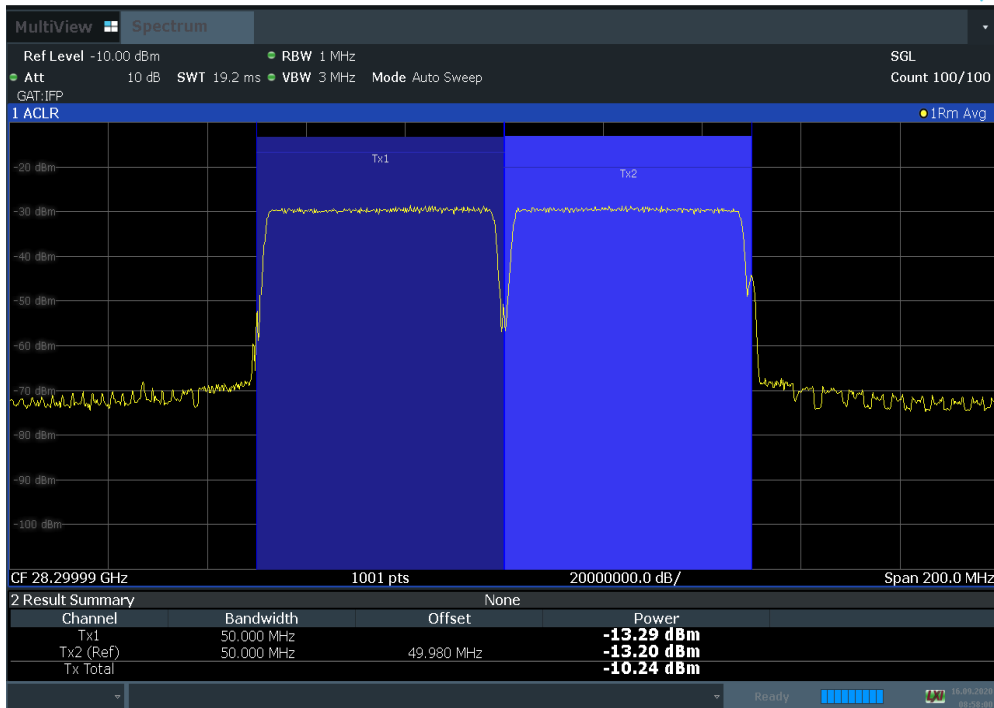


Plot 7-116. EIRP Density (Ant B 50 MHz BW 1CC 16QAM High)

FCC ID: A3LAT1K04-B10	PCTEST Proud to be part of element	MEASUREMENT REPORT (CERTIFICATION)	SAMSUNG	Approved by: Quality Manager
Test Report S/N: 8K20090901-02-R2.A3L	Test Dates: 09/10/2020-10/08/2020	EUT Type: 5G Access Unit		Page 98 of 469

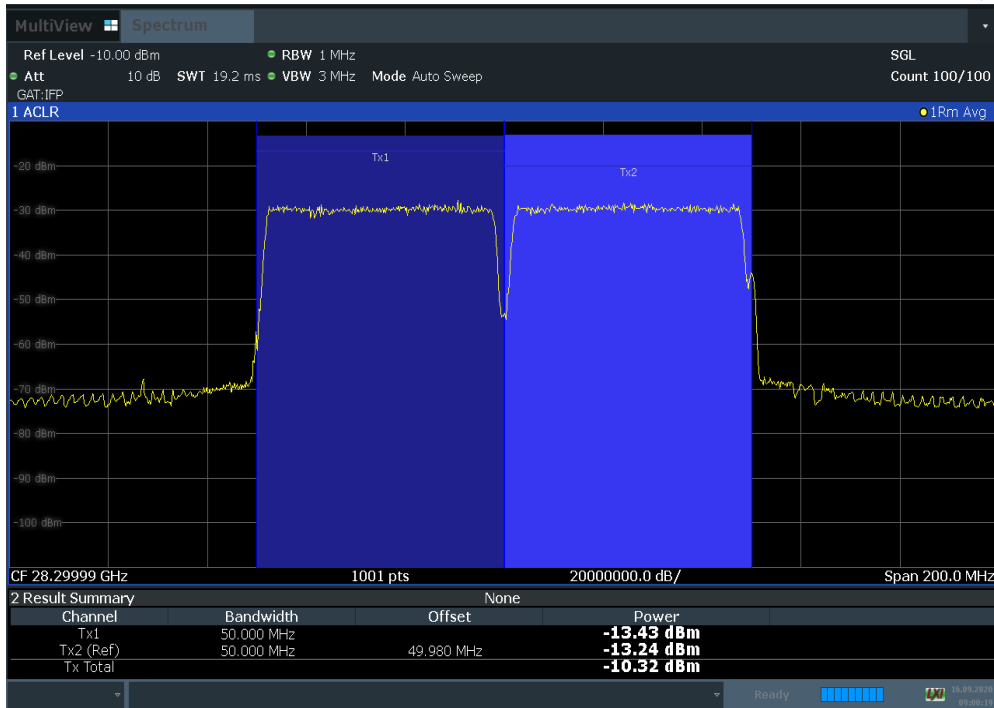


Plot 7-117. EIRP Density (Ant B 50 MHz BW 1CC 64QAM High)

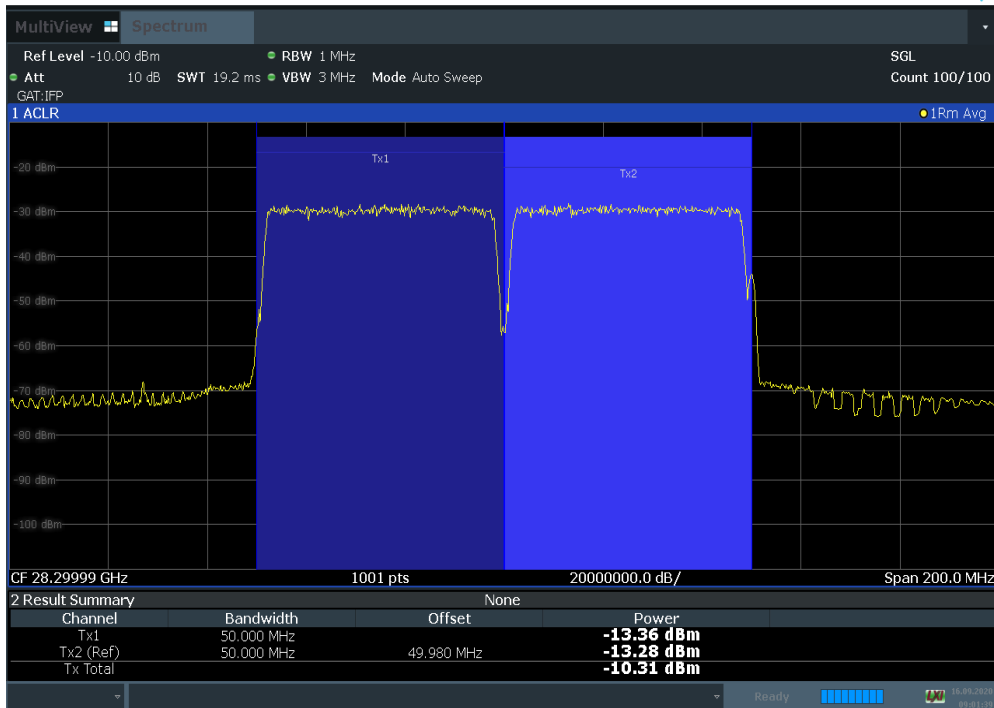


Plot 7-118. EIRP Density (Ant B 50 MHz BW 2CC QPSK High)

FCC ID: A3LAT1K04-B10	PCTEST Proud to be part of element	MEASUREMENT REPORT (CERTIFICATION)	SAMSUNG	Approved by: Quality Manager
Test Report S/N: 8K20090901-02-R2.A3L	Test Dates: 09/10/2020-10/08/2020	EUT Type: 5G Access Unit		Page 99 of 469

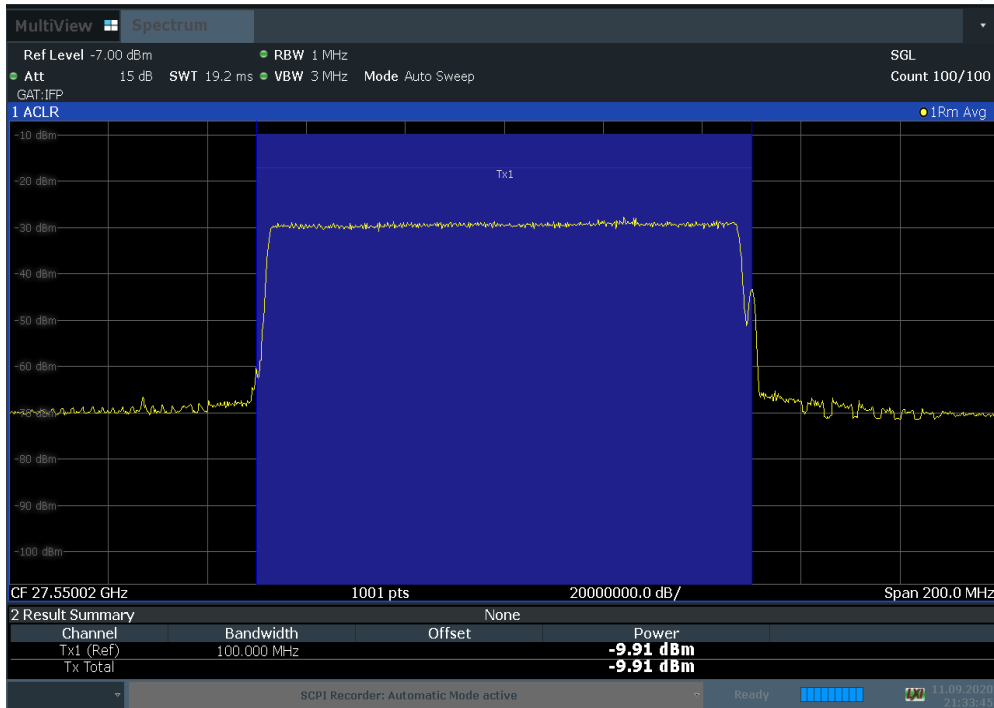


Plot 7-119. EIRP Density (Ant B 50 MHz BW 2CC 16QAM High)

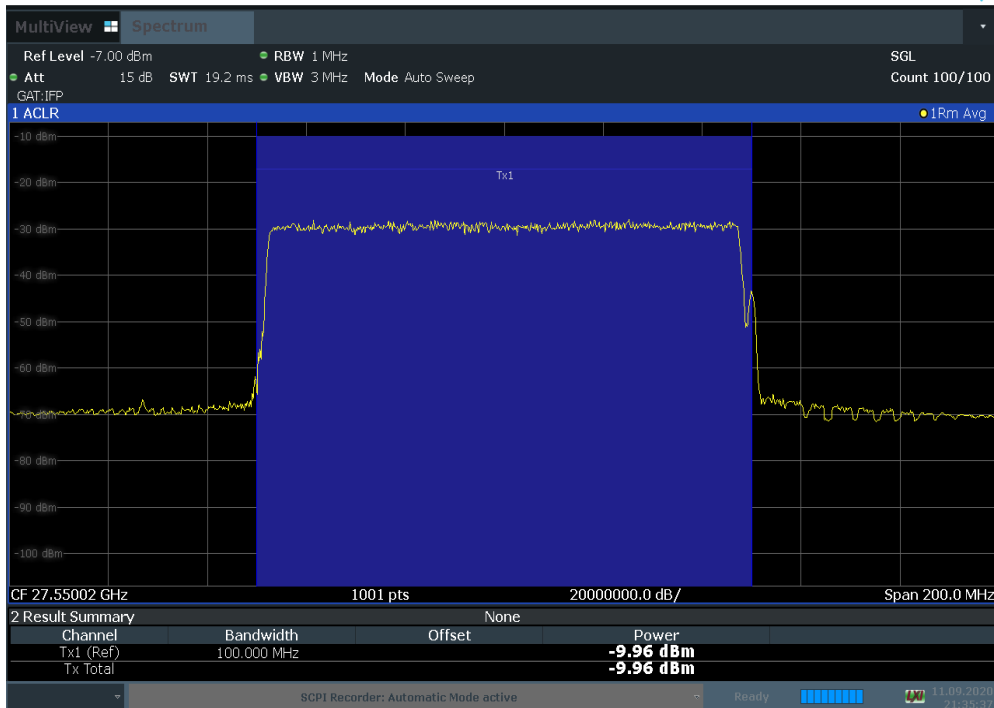


Plot 7-120. EIRP Density (Ant B 50 MHz BW 2CC 64QAM High)

FCC ID: A3LAT1K04-B10	PCTEST Proud to be part of element	MEASUREMENT REPORT (CERTIFICATION)	SAMSUNG	Approved by: Quality Manager
Test Report S/N: 8K20090901-02-R2.A3L	Test Dates: 09/10/2020-10/08/2020	EUT Type: 5G Access Unit		Page 100 of 469

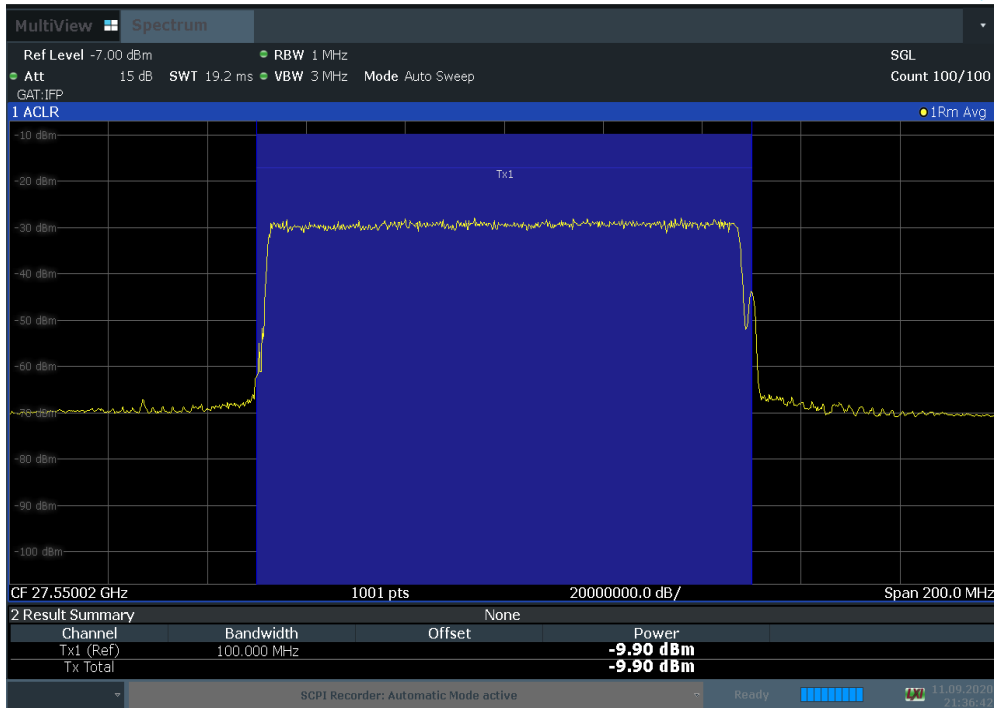


Plot 7-121. EIRP Density (Ant B 100 MHz BW 1CC QPSK Low)

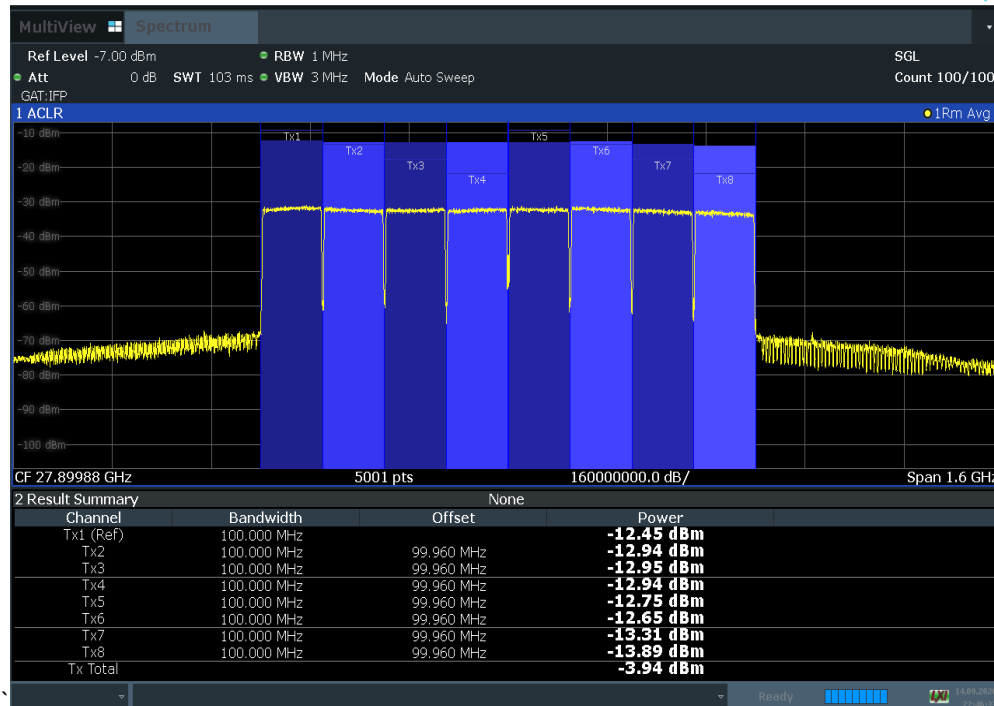


Plot 7-122. EIRP Density (Ant B 100 MHz BW 1CC 16QAM Low)

FCC ID: A3LAT1K04-B10	Proud to be part of element	MEASUREMENT REPORT (CERTIFICATION)		Approved by: Quality Manager
Test Report S/N: 8K20090901-02-R2.A3L	Test Dates: 09/10/2020-10/08/2020	EUT Type: 5G Access Unit		Page 101 of 469

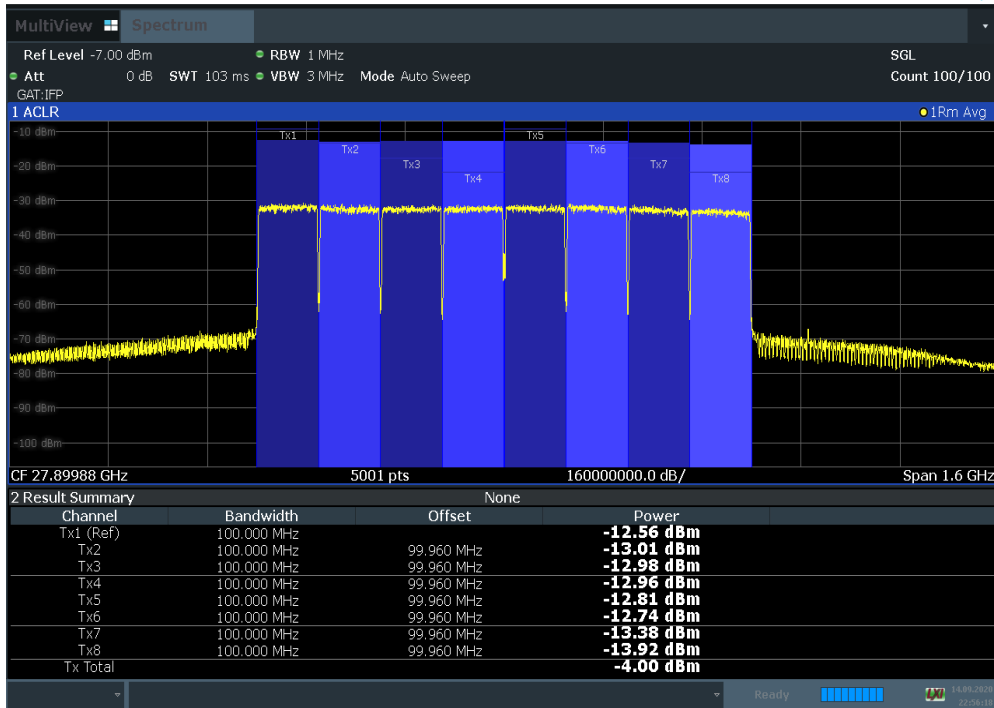


Plot 7-123. EIRP Density (Ant B 100 MHz BW 1CC 64QAM Low)

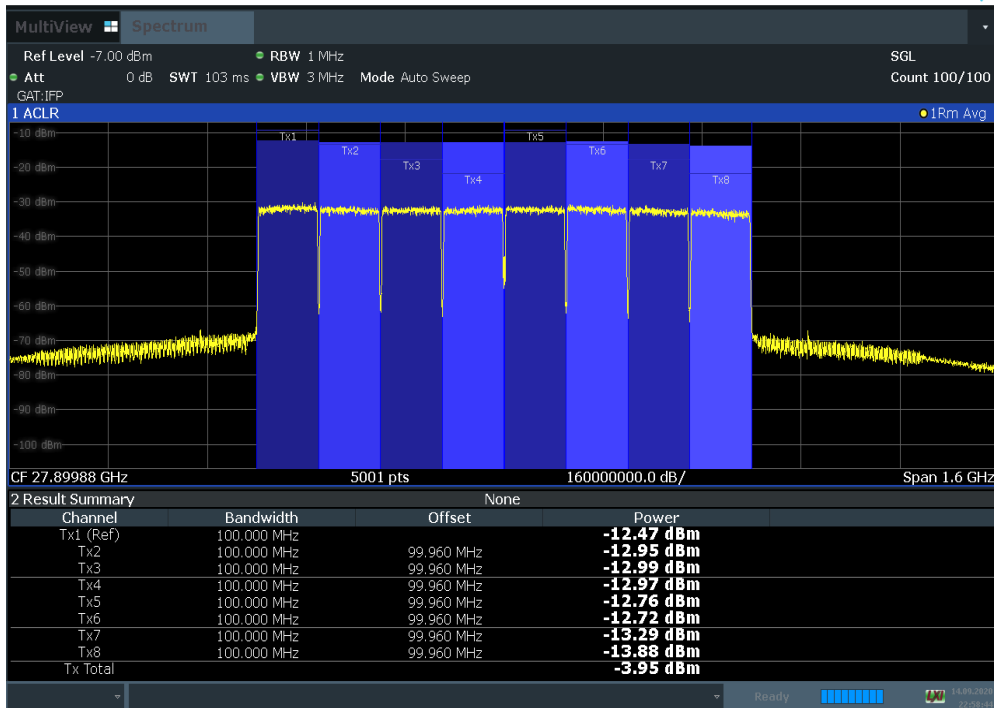


Plot 7-124. EIRP Density (Ant B 100 MHz BW 8CC QPSK Low)

FCC ID: A3LAT1K04-B10	PCTEST Proud to be part of element	MEASUREMENT REPORT (CERTIFICATION)	SAMSUNG	Approved by: Quality Manager
Test Report S/N: 8K20090901-02-R2.A3L	Test Dates: 09/10/2020-10/08/2020	EUT Type: 5G Access Unit		Page 102 of 469

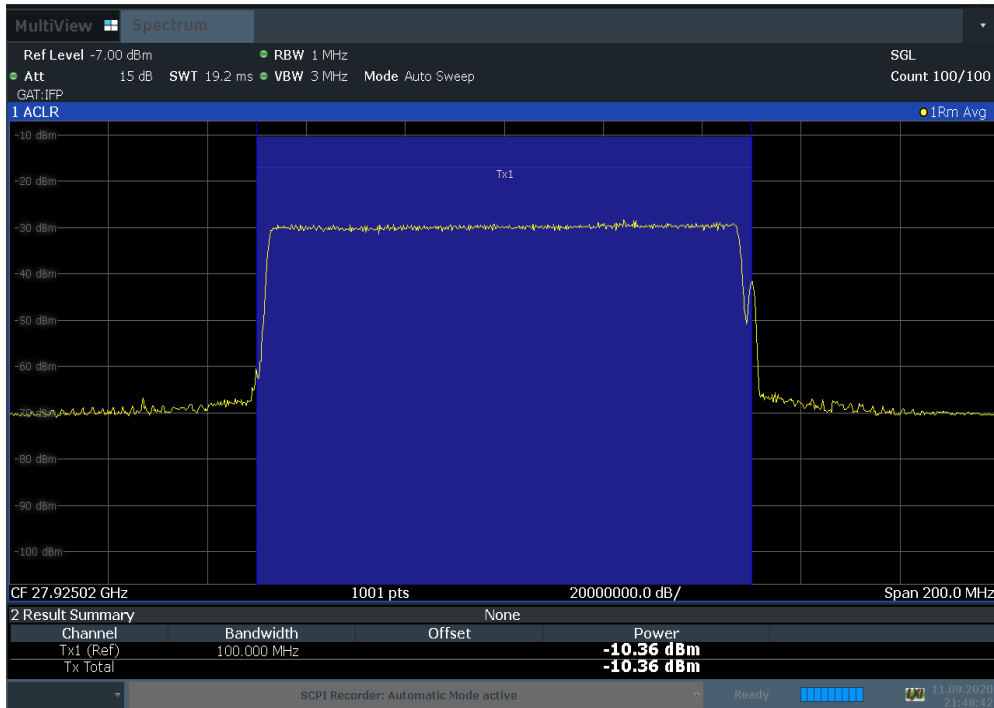


Plot 7-125. EIRP Density (Ant B 100 MHz BW 8CC 16QAM Low)

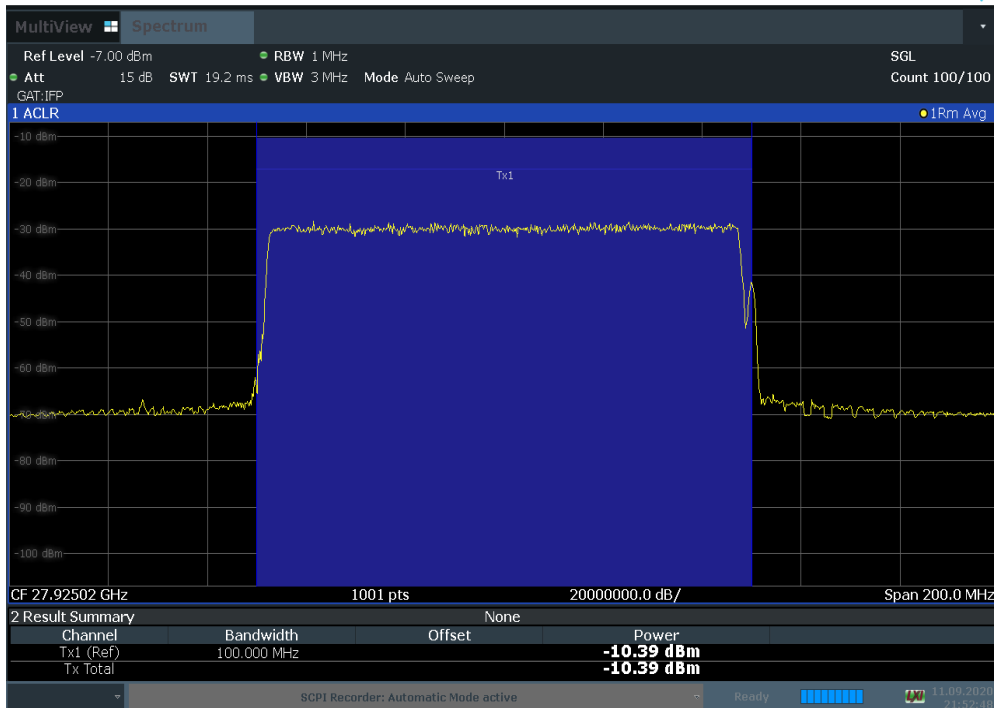


Plot 7-126. EIRP Density (Ant B 100 MHz BW 8CC 64QAM Low)

FCC ID: A3LAT1K04-B10	PCTEST Proud to be part of element	MEASUREMENT REPORT (CERTIFICATION)	SAMSUNG	Approved by: Quality Manager
Test Report S/N: 8K20090901-02-R2.A3L	Test Dates: 09/10/2020-10/08/2020	EUT Type: 5G Access Unit		Page 103 of 469

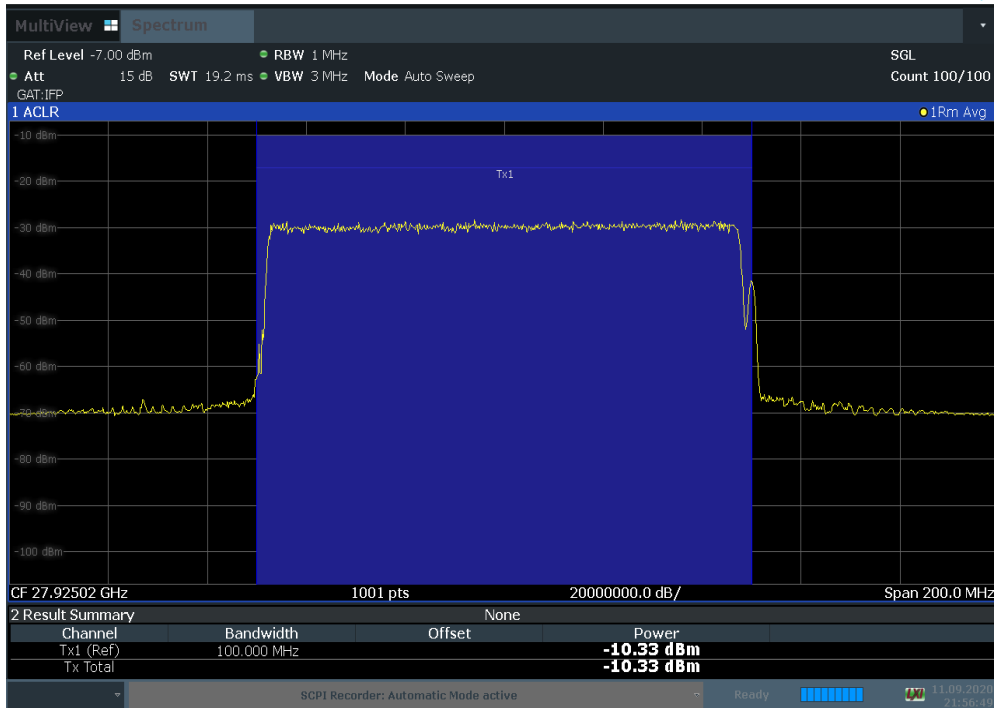


Plot 7-127. EIRP Density (Ant B 100 MHz BW 1CC QPSK Mid)

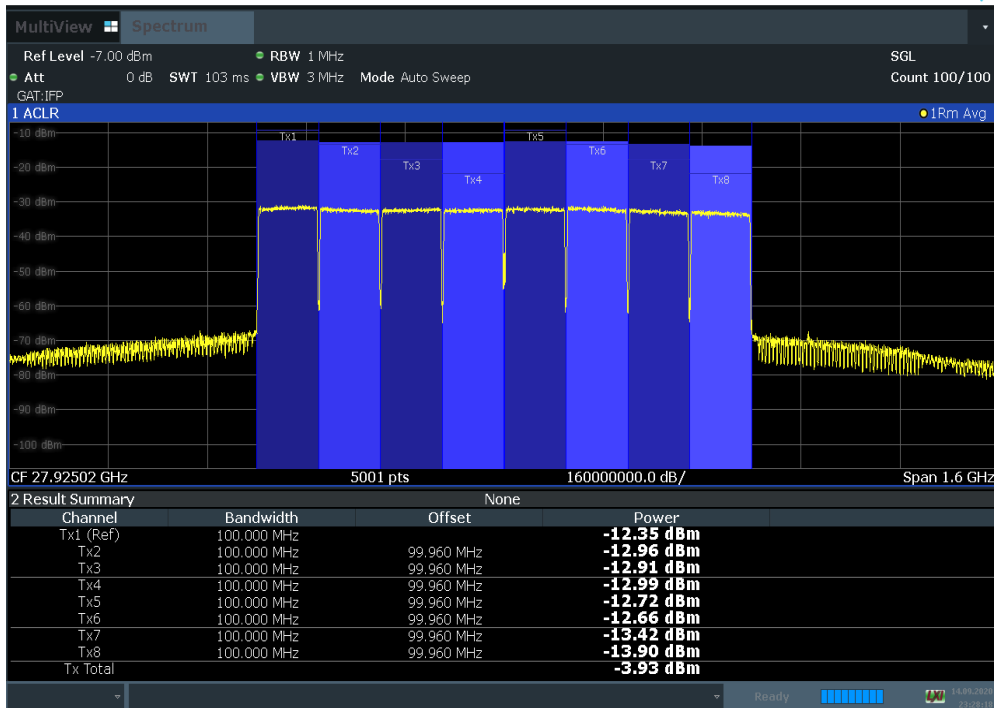


Plot 7-128. EIRP Density (Ant B 100 MHz BW 1CC 16QAM Mid)

FCC ID: A3LAT1K04-B10	Proud to be part of element	MEASUREMENT REPORT (CERTIFICATION)		Approved by: Quality Manager
Test Report S/N: 8K20090901-02-R2.A3L	Test Dates: 09/10/2020-10/08/2020	EUT Type: 5G Access Unit		Page 104 of 469

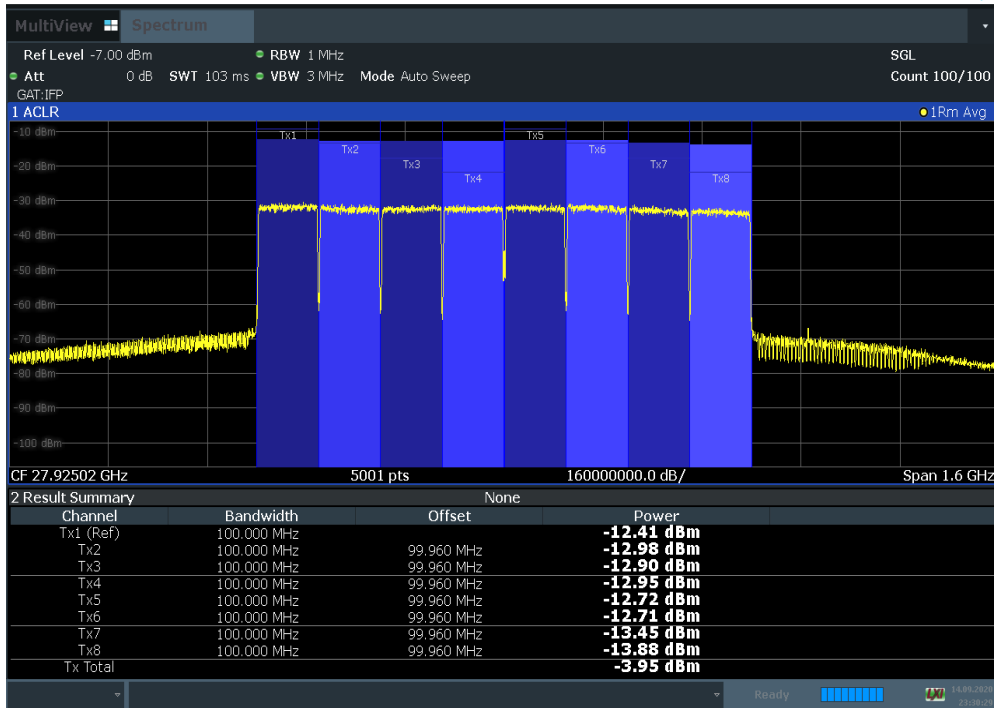


Plot 7-129. EIRP Density (Ant B 100 MHz BW 1CC 64QAM Mid)

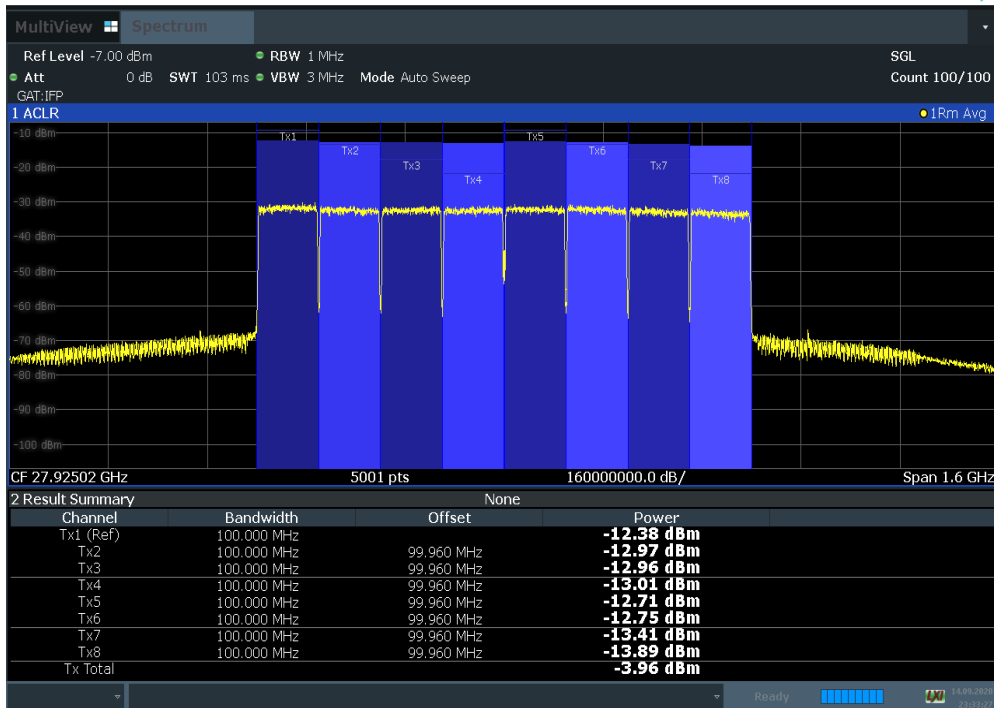


Plot 7-130. EIRP Density (Ant B 100 MHz BW 8CC QPSK Mid)

FCC ID: A3LAT1K04-B10	PCTEST Proud to be part of element	MEASUREMENT REPORT (CERTIFICATION)	SAMSUNG	Approved by: Quality Manager
Test Report S/N: 8K20090901-02-R2.A3L	Test Dates: 09/10/2020-10/08/2020	EUT Type: 5G Access Unit		Page 105 of 469

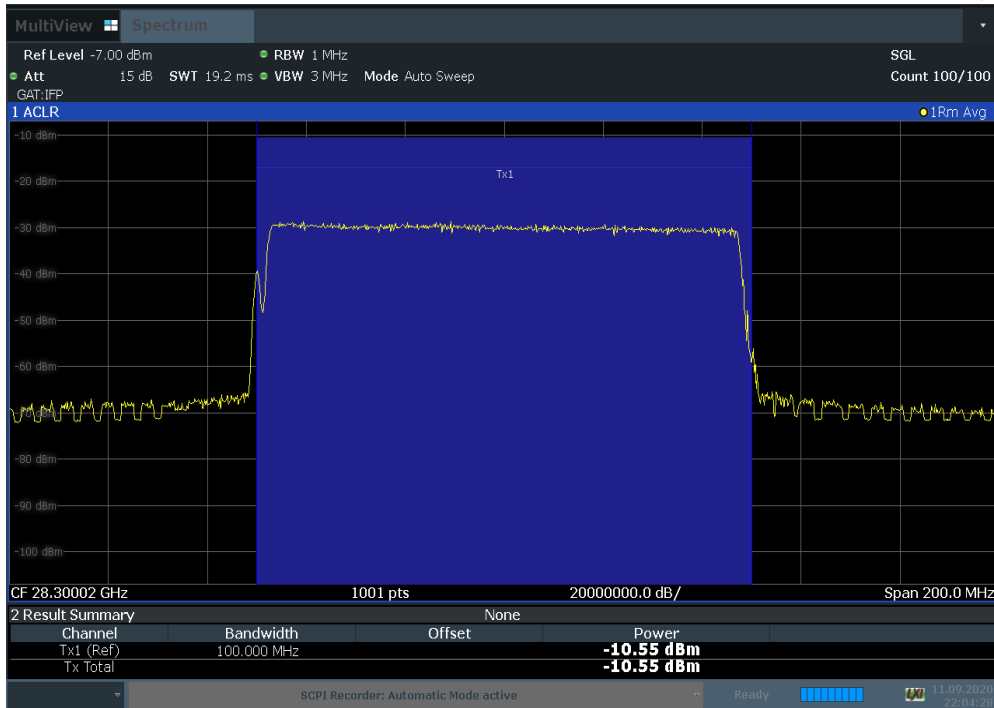


Plot 7-131. EIRP Density (Ant B 100 MHz BW 8CC 16QAM Mid)

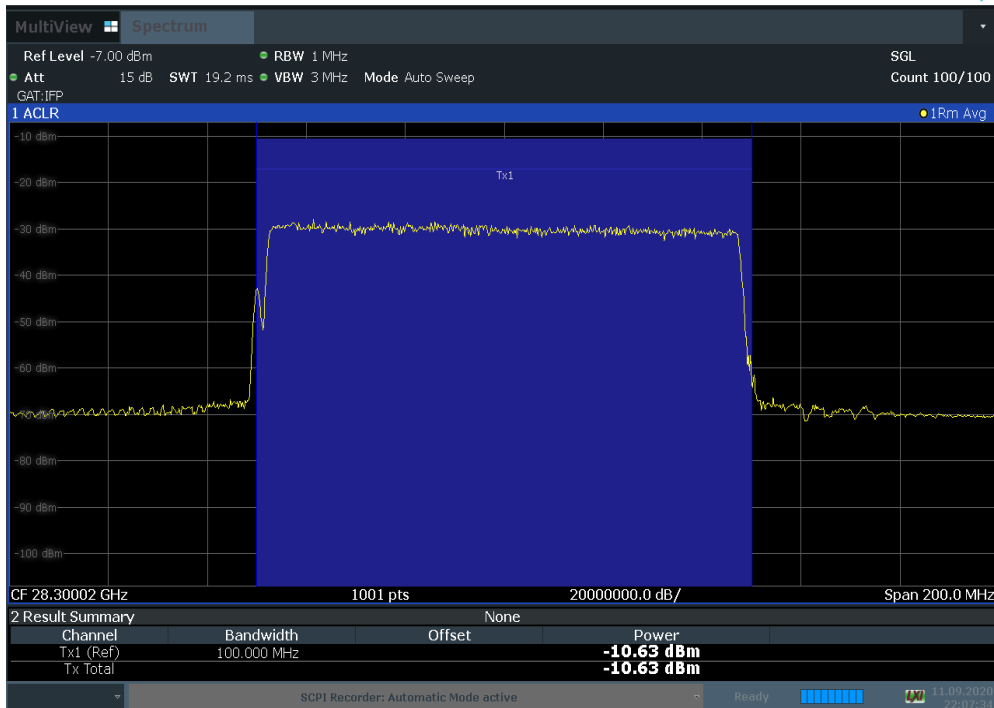


Plot 7-132. EIRP Density (Ant B 100 MHz BW 8CC 64QAM Mid)

FCC ID: A3LAT1K04-B10	PCTEST Proud to be part of element	MEASUREMENT REPORT (CERTIFICATION)	SAMSUNG	Approved by: Quality Manager
Test Report S/N: 8K20090901-02-R2.A3L	Test Dates: 09/10/2020-10/08/2020	EUT Type: 5G Access Unit		Page 106 of 469

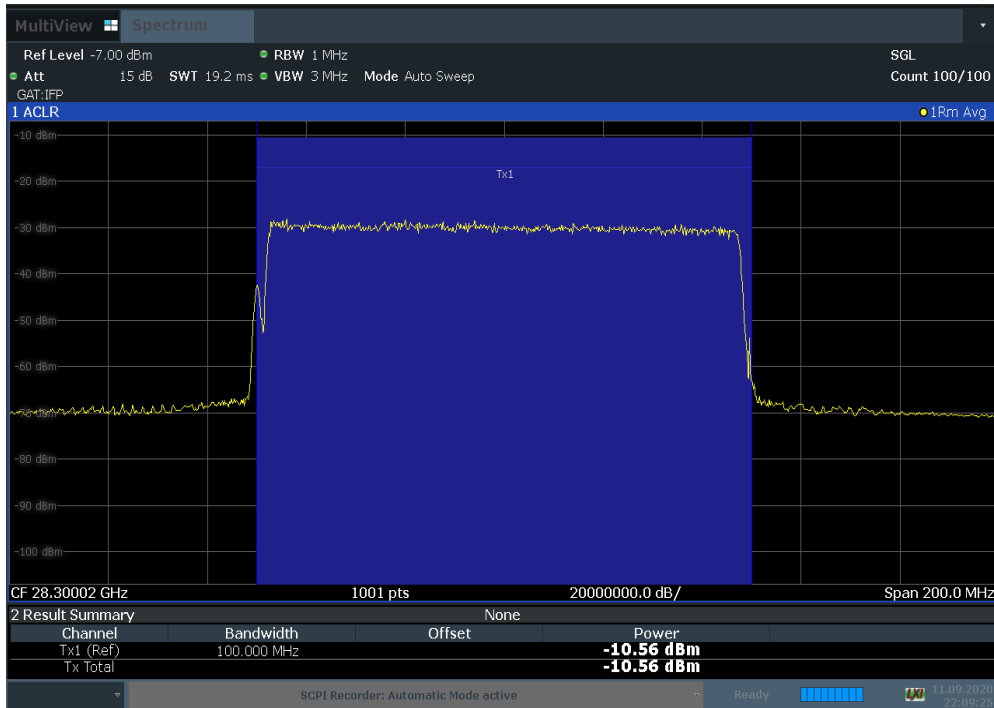


Plot 7-133. EIRP Density (Ant B 100 MHz BW 1CC QPSK High)

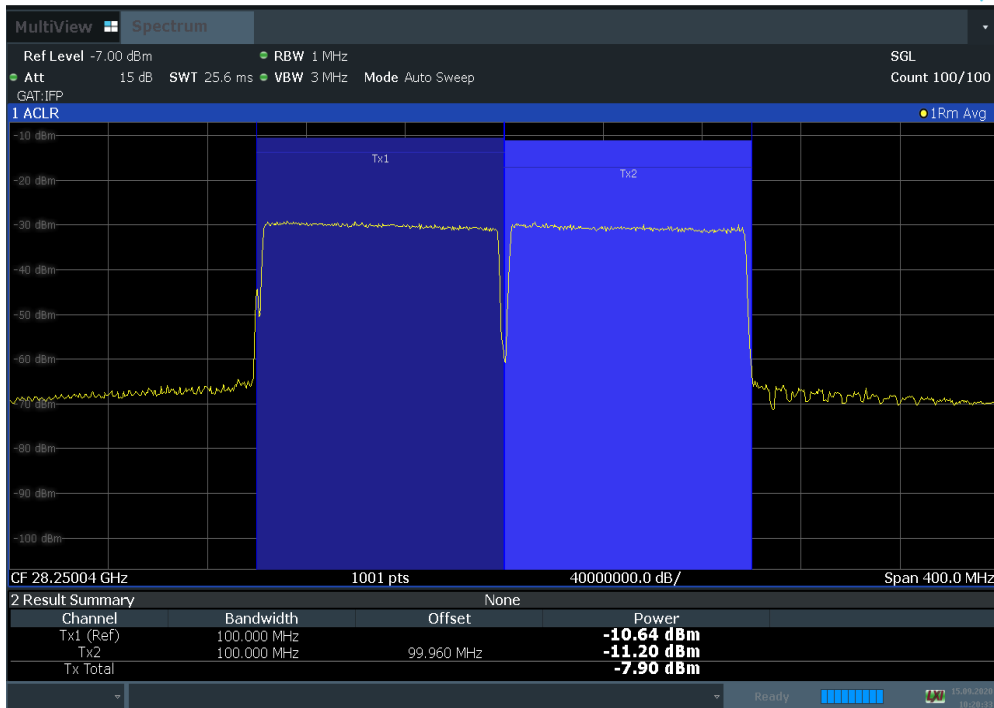


Plot 7-134. EIRP Density (Ant B 100 MHz BW 1CC 16QAM High)

FCC ID: A3LAT1K04-B10	Proud to be part of element	MEASUREMENT REPORT (CERTIFICATION)		Approved by: Quality Manager
Test Report S/N: 8K20090901-02-R2.A3L	Test Dates: 09/10/2020-10/08/2020	EUT Type: 5G Access Unit		Page 107 of 469

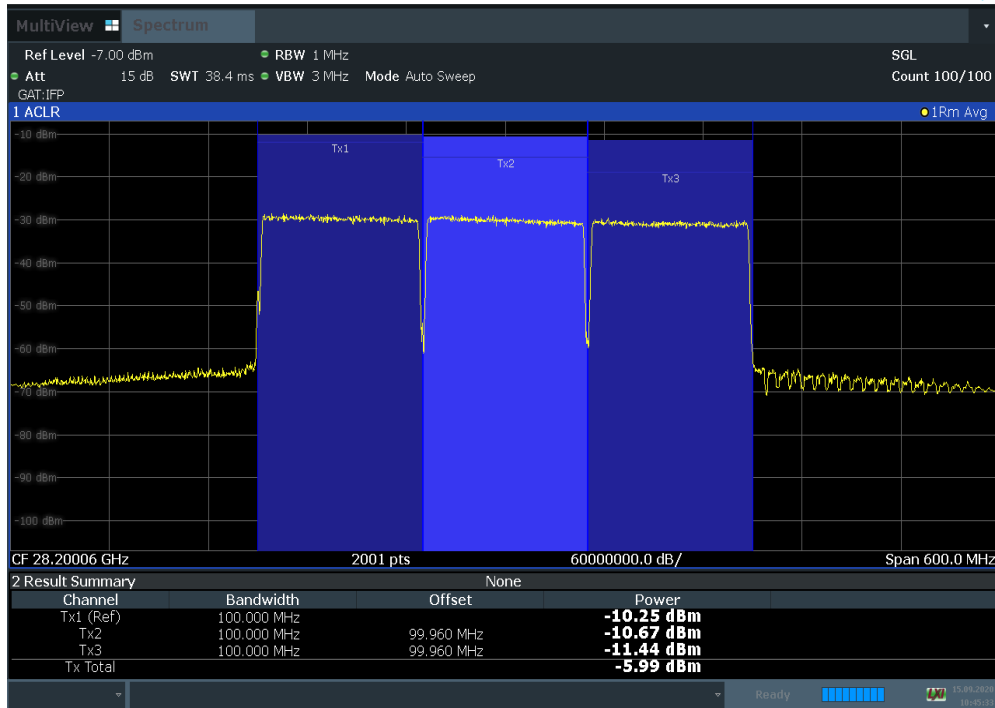


Plot 7-135. EIRP Density (Ant B 100 MHz BW 1CC 64QAM High)

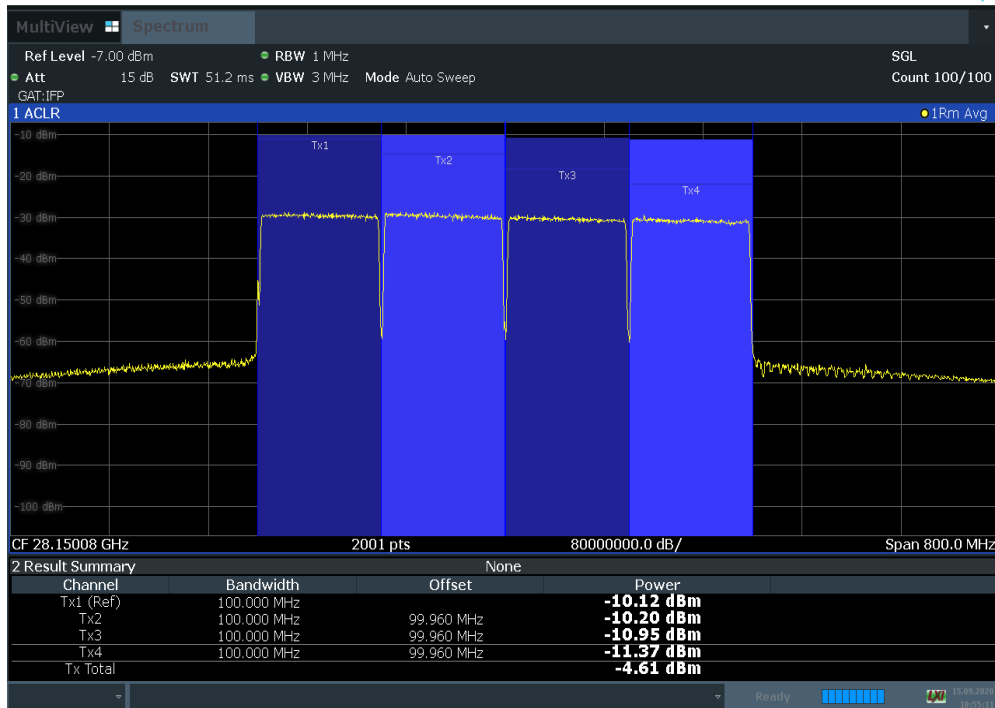


Plot 7-136. EIRP Density (Ant B 100 MHz BW 2CC QPSK High)

FCC ID: A3LAT1K04-B10	Proud to be part of element	MEASUREMENT REPORT (CERTIFICATION)		Approved by: Quality Manager
Test Report S/N: 8K20090901-02-R2.A3L	Test Dates: 09/10/2020-10/08/2020	EUT Type: 5G Access Unit		Page 108 of 469

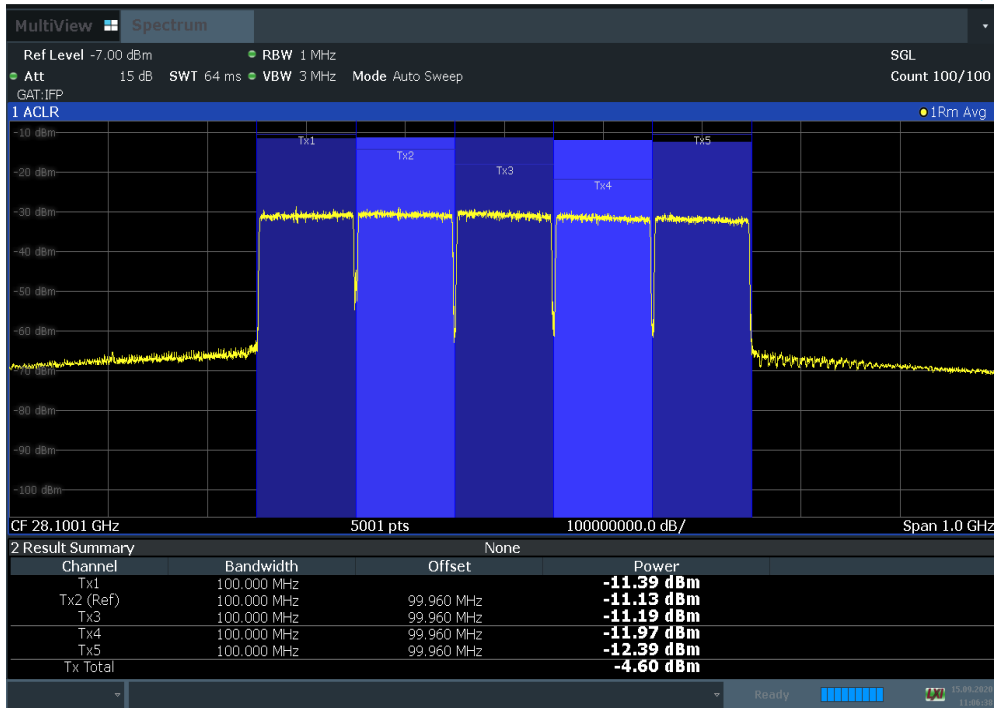


Plot 7-137. EIRP Density (Ant B 100 MHz BW 3CC QPSK High)

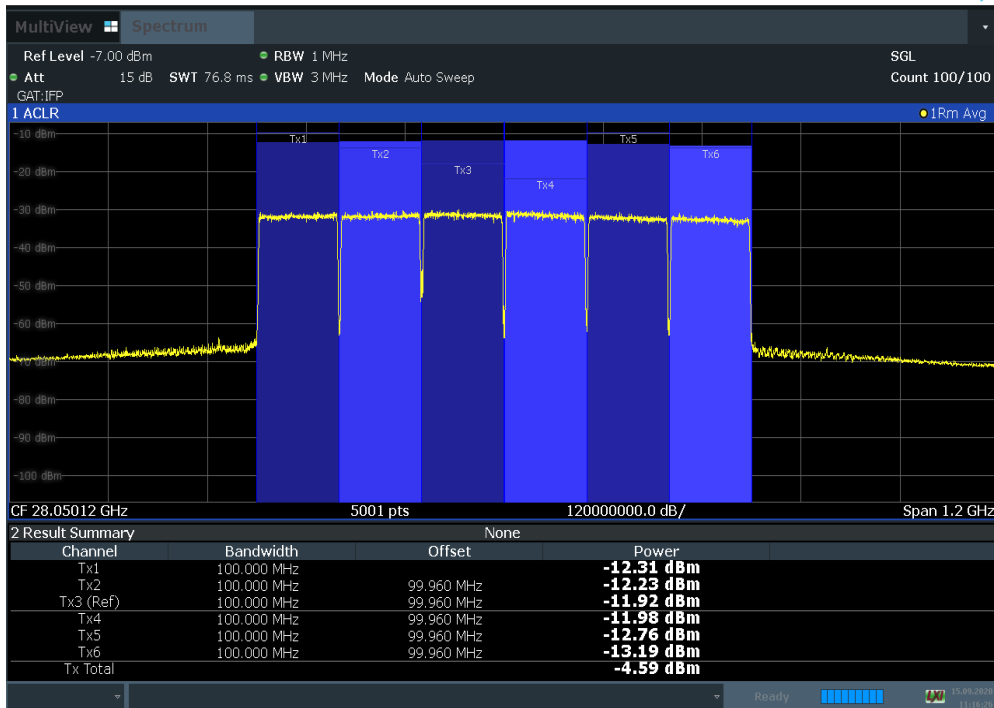


Plot 7-138. EIRP Density (Ant B 100 MHz BW 4CC QPSK High)

FCC ID: A3LAT1K04-B10	Proud to be part of element	MEASUREMENT REPORT (CERTIFICATION)		Approved by: Quality Manager
Test Report S/N: 8K20090901-02-R2.A3L	Test Dates: 09/10/2020-10/08/2020	EUT Type: 5G Access Unit		Page 109 of 469

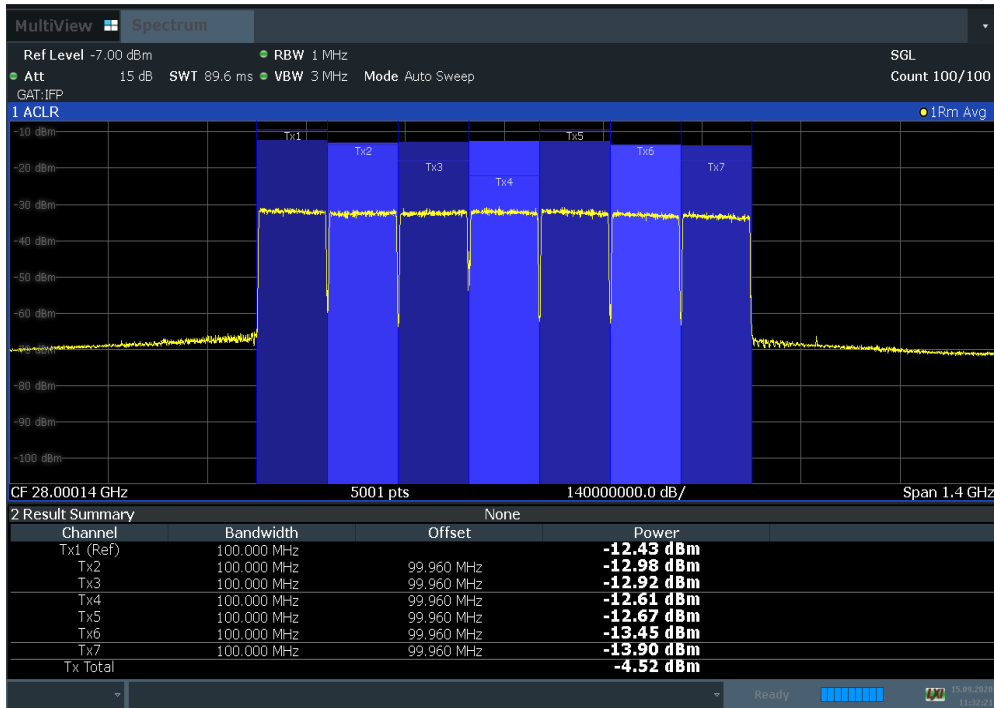


Plot 7-139. EIRP Density (Ant B 100 MHz BW 5CC QPSK High)

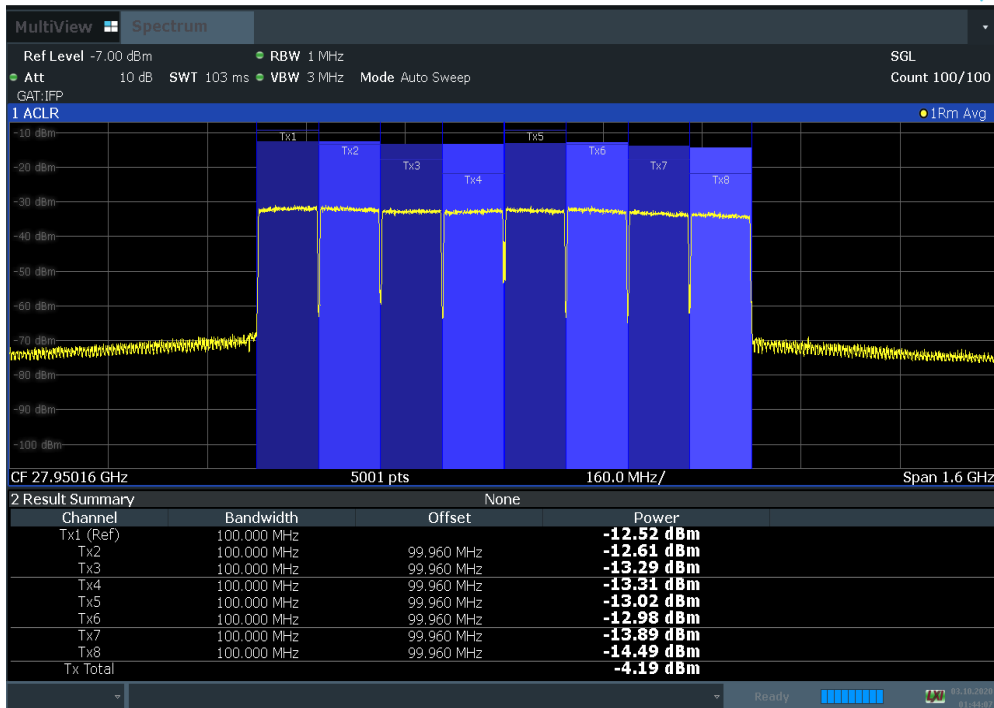


Plot 7-140. EIRP Density (Ant B 100 MHz BW 6CC QPSK High)

FCC ID: A3LAT1K04-B10	PCTEST Proud to be part of element	MEASUREMENT REPORT (CERTIFICATION)	SAMSUNG	Approved by: Quality Manager
Test Report S/N: 8K20090901-02-R2.A3L	Test Dates: 09/10/2020-10/08/2020	EUT Type: 5G Access Unit		Page 110 of 469

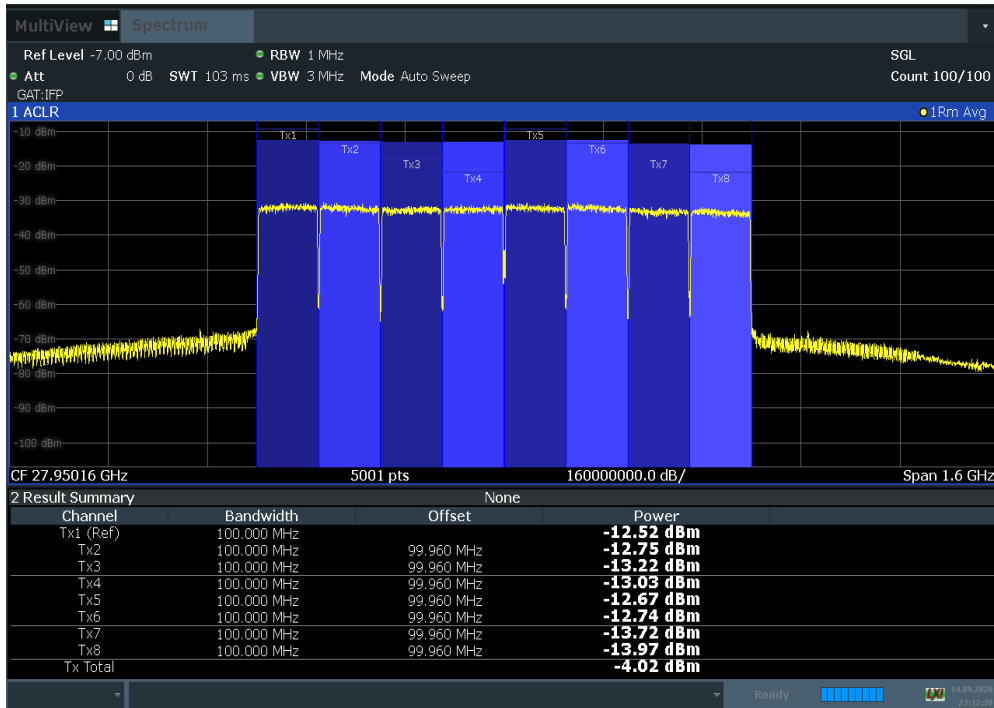


Plot 7-141. EIRP Density (Ant B 100 MHz BW 7CC QPSK High)

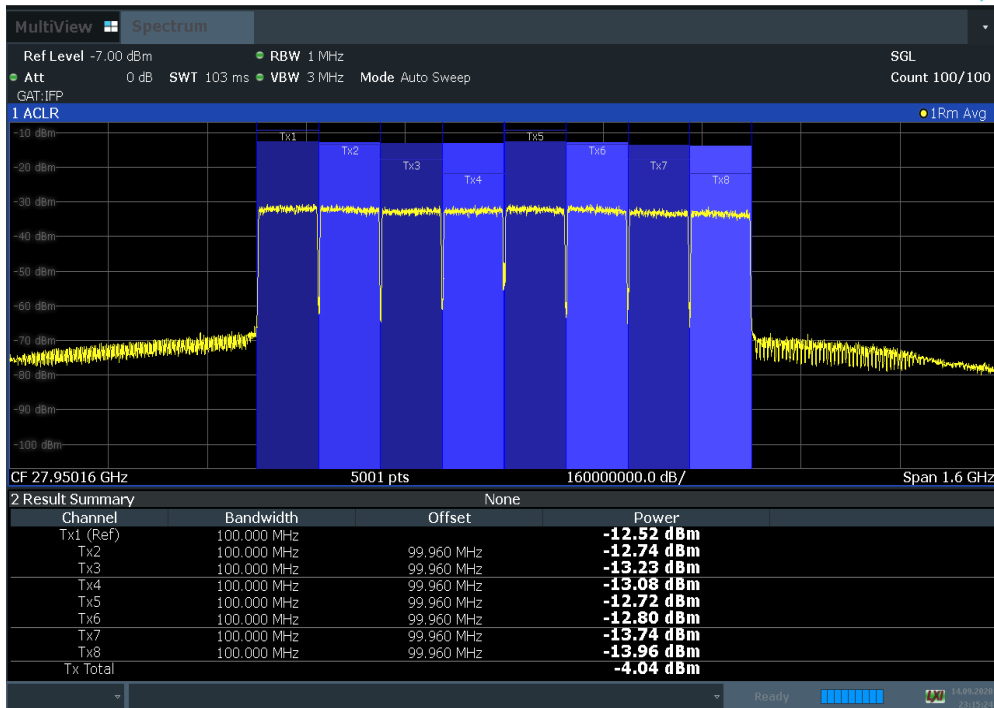


Plot 7-142. EIRP Density (Ant B 100 MHz BW 8CC QPSK High)

FCC ID: A3LAT1K04-B10	PCTEST Proud to be part of element	MEASUREMENT REPORT (CERTIFICATION)	SAMSUNG	Approved by: Quality Manager
Test Report S/N: 8K20090901-02-R2.A3L	Test Dates: 09/10/2020-10/08/2020	EUT Type: 5G Access Unit		Page 111 of 469

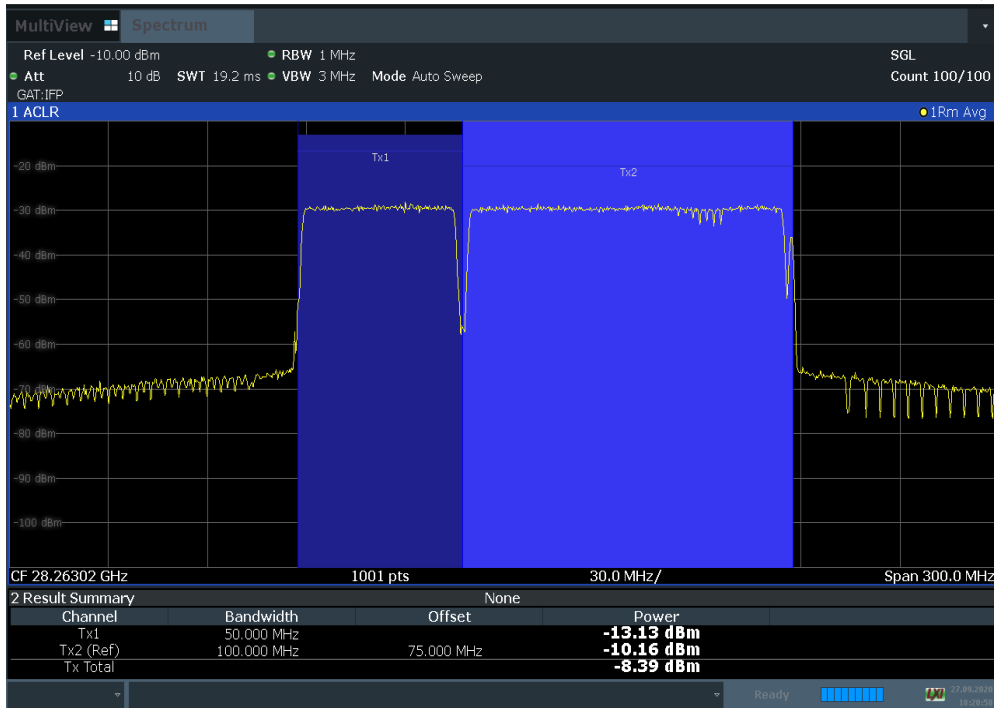


Plot 7-143. EIRP Density (Ant B 100 MHz BW 8CC 16QAM High)

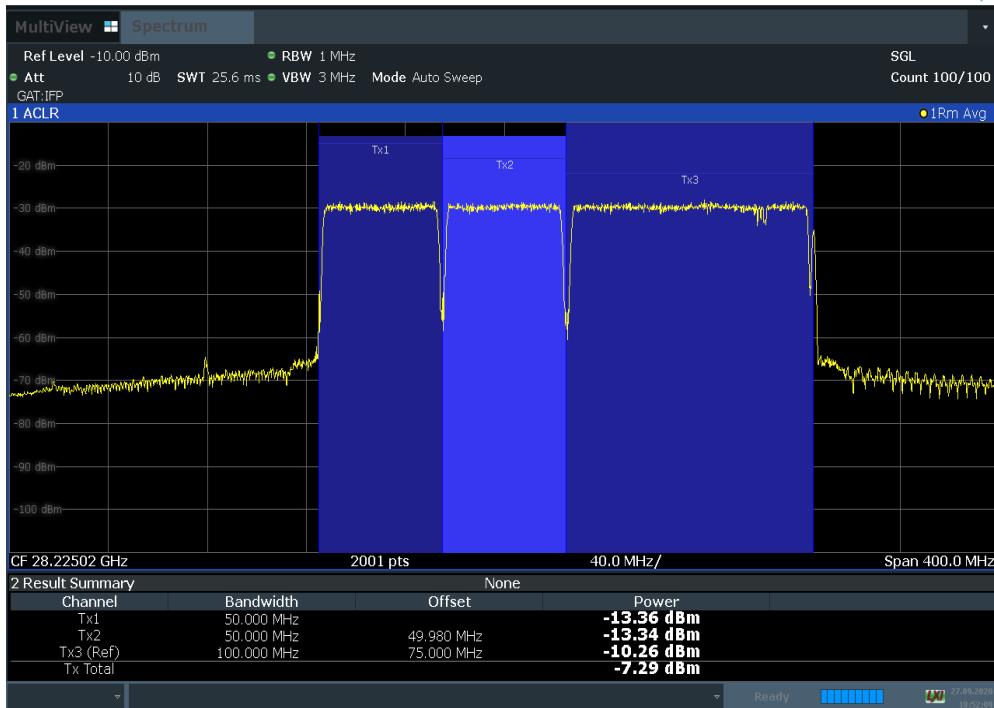


Plot 7-144. EIRP Density (Ant B 100 MHz BW 8CC 64QAM High)

FCC ID: A3LAT1K04-B10	PCTEST Proud to be part of element	MEASUREMENT REPORT (CERTIFICATION)	SAMSUNG	Approved by: Quality Manager
Test Report S/N: 8K20090901-02-R2.A3L	Test Dates: 09/10/2020-10/08/2020	EUT Type: 5G Access Unit		Page 112 of 469

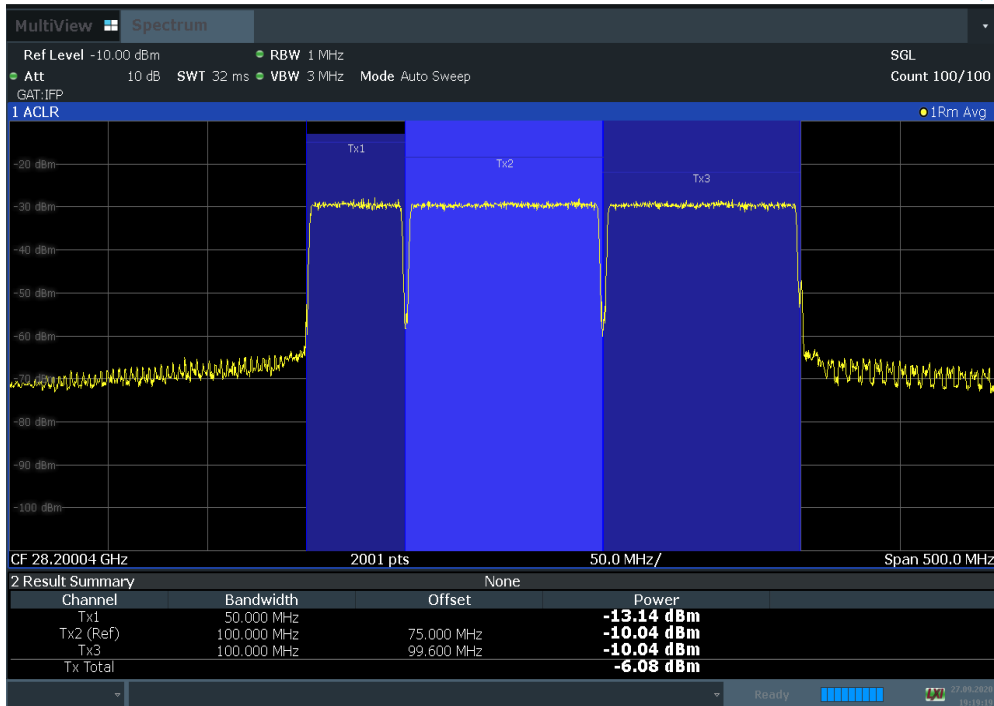


Plot 7-145. EIRP Density (Ant B 50 MHz 1CC + 100 MHz BW 1CC QPSK High)

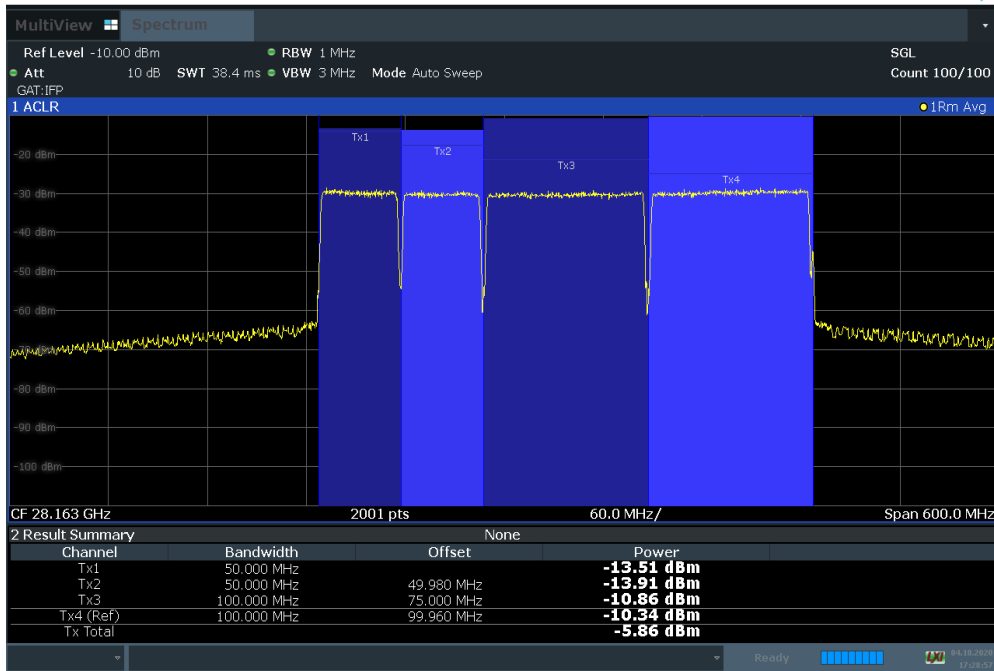


Plot 7-146. EIRP Density (Ant B 50 MHz 2CC + 100 MHz BW 1CC QPSK High)

FCC ID: A3LAT1K04-B10		MEASUREMENT REPORT (CERTIFICATION)		Approved by: Quality Manager
Test Report S/N: 8K20090901-02-R2.A3L	Test Dates: 09/10/2020-10/08/2020	EUT Type: 5G Access Unit		Page 113 of 469

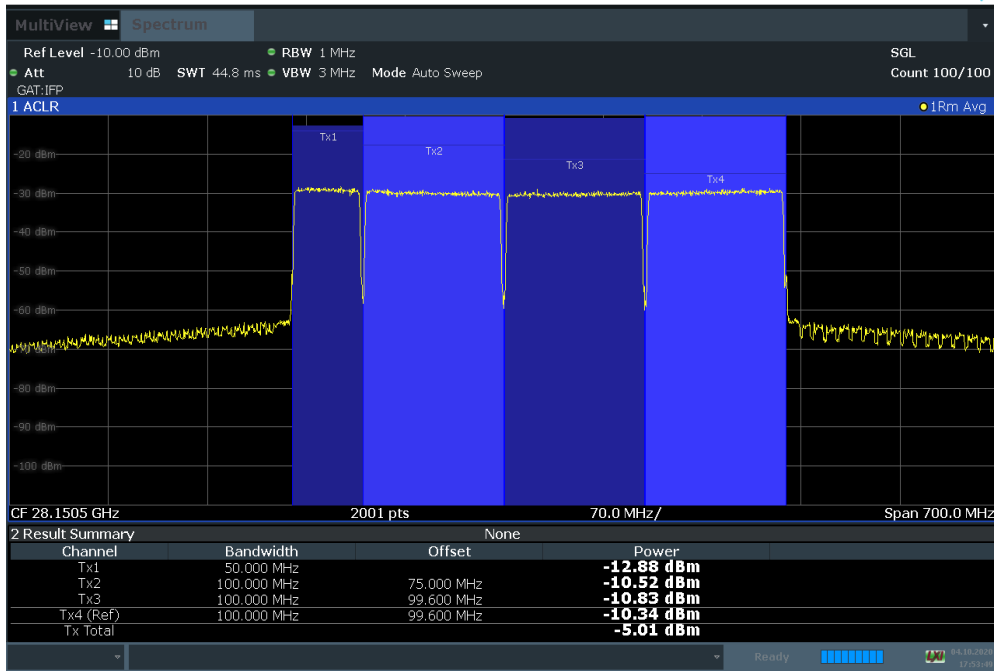


Plot 7-147. EIRP Density (Ant B 50 MHz 1CC + 100 MHz BW 2CC QPSK High)



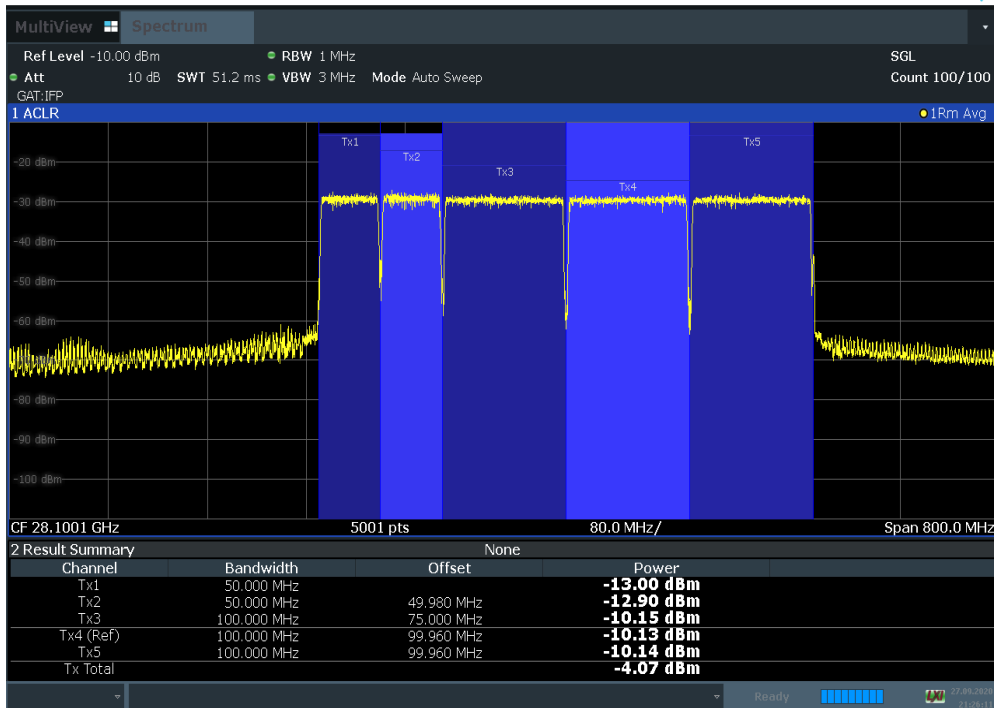
Plot 7-148. EIRP Density (Ant B 50 MHz 2CC + 100 MHz BW 2CC QPSK High)

FCC ID: A3LAT1K04-B10	PCTEST Proud to be part of element	MEASUREMENT REPORT (CERTIFICATION)	SAMSUNG	Approved by: Quality Manager
Test Report S/N: 8K20090901-02-R2.A3L	Test Dates: 09/10/2020-10/08/2020	EUT Type: 5G Access Unit		Page 114 of 469



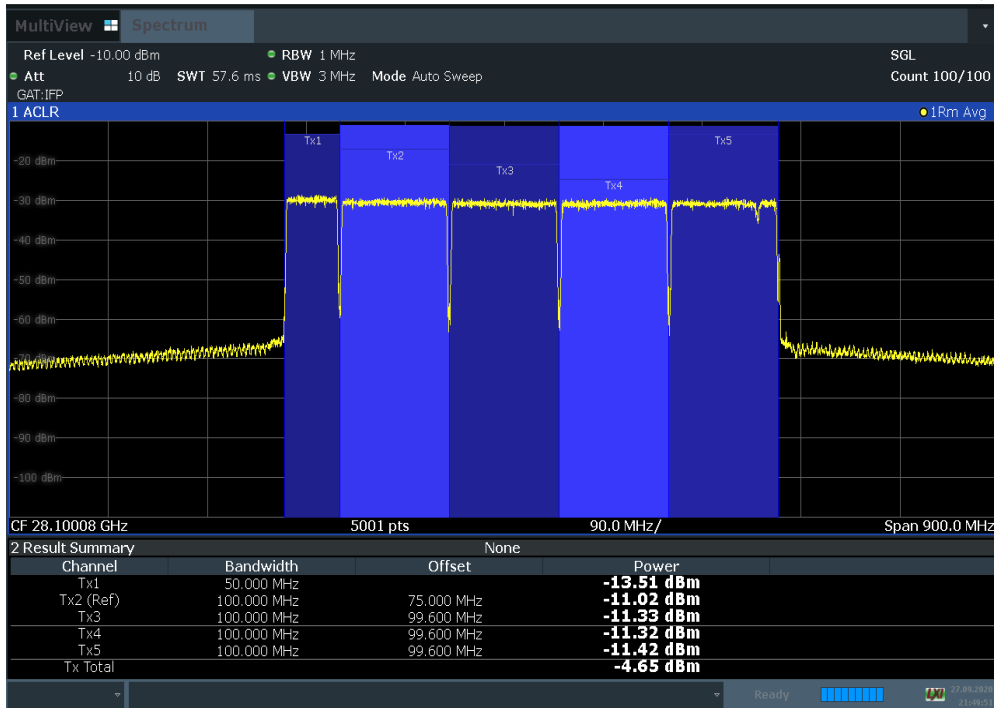
17:53:50 04.10.2020

Plot 7-149. EIRP Density (Ant B 50 MHz 1CC + 100 MHz BW 3CC QPSK High)

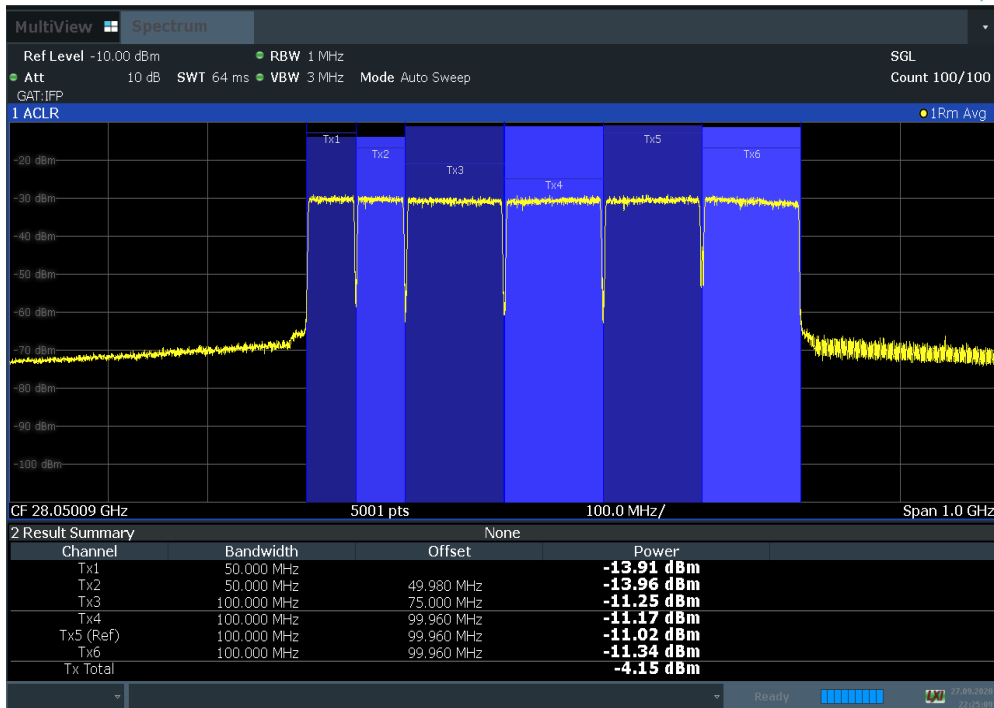


Plot 7-150. EIRP Density (Ant B 50 MHz 2CC + 100 MHz BW 3CC QPSK High)

FCC ID: A3LAT1K04-B10	PCTEST Proud to be part of element	MEASUREMENT REPORT (CERTIFICATION)	SAMSUNG	Approved by: Quality Manager
Test Report S/N: 8K20090901-02-R2.A3L	Test Dates: 09/10/2020-10/08/2020	EUT Type: 5G Access Unit		Page 115 of 469

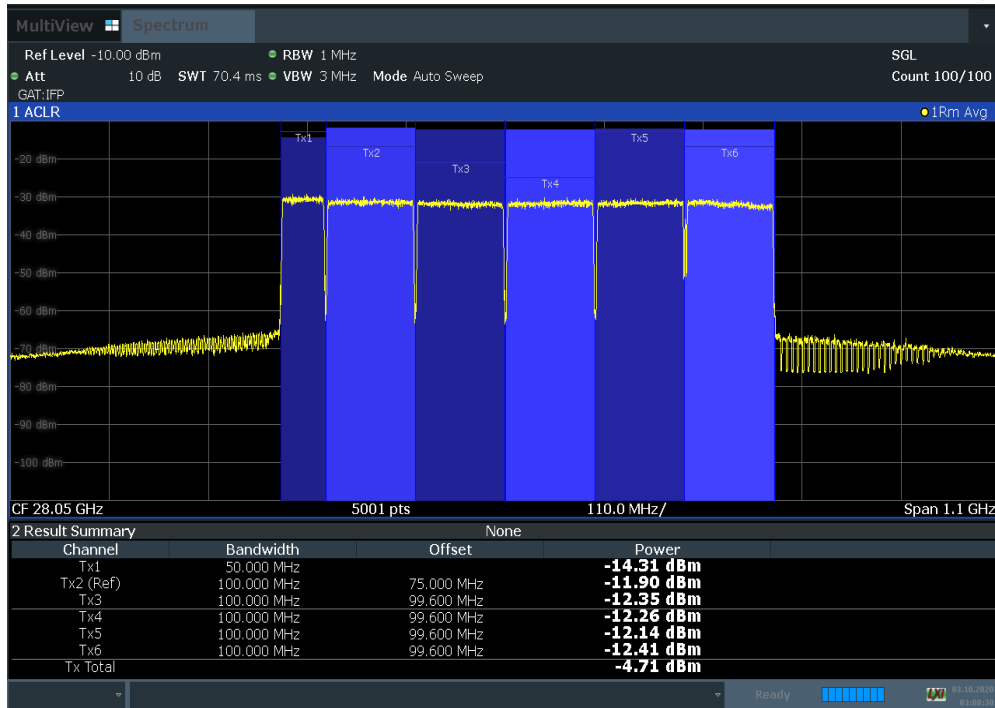


Plot 7-151. EIRP Density (Ant B 50 MHz 1CC + 100 MHz BW 4CC QPSK High)

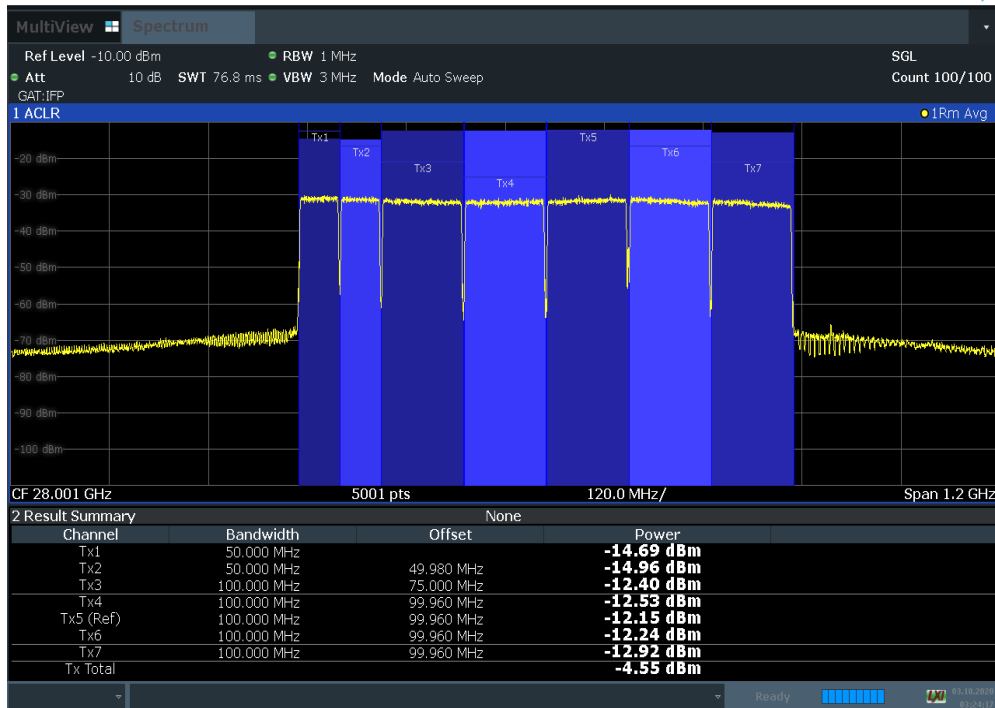


Plot 7-152. EIRP Density (Ant B 50 MHz 2CC + 100 MHz BW 4CC QPSK High)

FCC ID: A3LAT1K04-B10	PCTEST Proud to be part of element	MEASUREMENT REPORT (CERTIFICATION)	SAMSUNG	Approved by: Quality Manager
Test Report S/N: 8K20090901-02-R2.A3L	Test Dates: 09/10/2020-10/08/2020	EUT Type: 5G Access Unit		Page 116 of 469

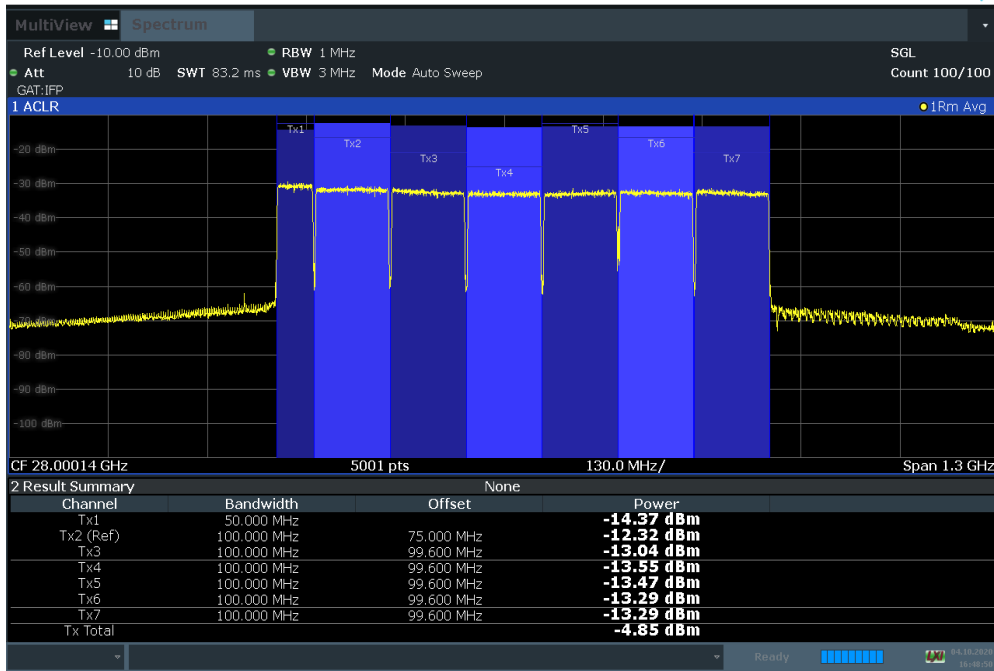


Plot 7-153. EIRP Density (Ant B 50 MHz 1CC + 100 MHz BW 5CC QPSK High)



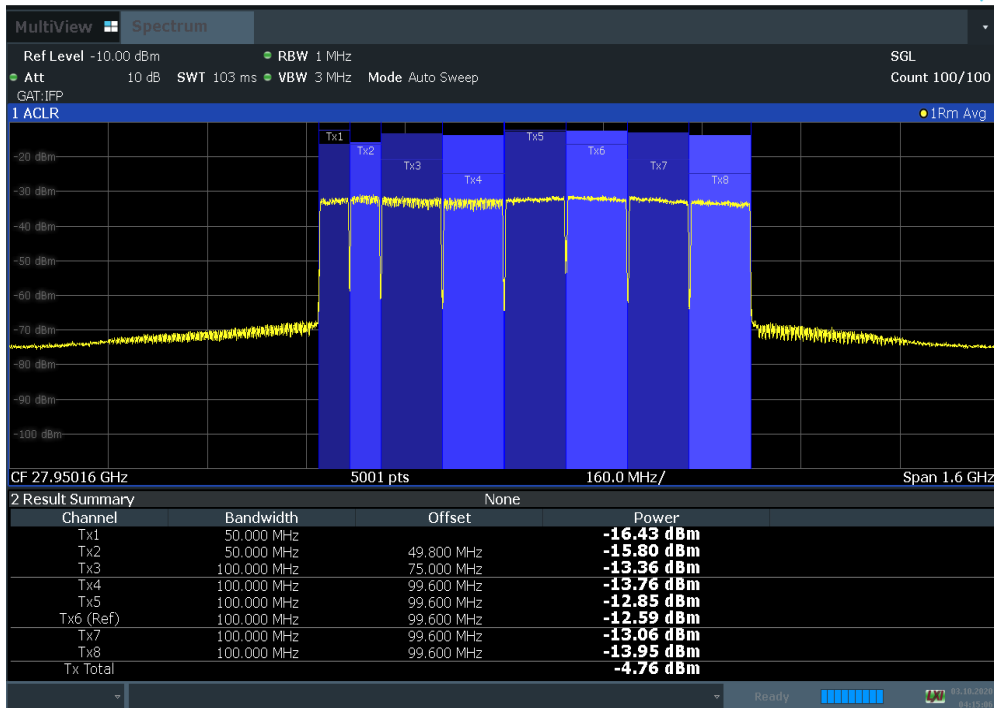
Plot 7-154. EIRP Density (Ant B 50 MHz 2CC + 100 MHz BW 5CC QPSK High)

FCC ID: A3LAT1K04-B10	PCTEST Proud to be part of element	MEASUREMENT REPORT (CERTIFICATION)	SAMSUNG	Approved by: Quality Manager
Test Report S/N: 8K20090901-02-R2.A3L	Test Dates: 09/10/2020-10/08/2020	EUT Type: 5G Access Unit		Page 117 of 469



16:48:51 04.10.2020

Plot 7-155. EIRP Density (Ant B 50 MHz 1CC + 100 MHz BW 6CC QPSK High)



Plot 7-156. EIRP Density (Ant B 50 MHz 2CC + 100 MHz BW 6CC QPSK High)

FCC ID: A3LAT1K04-B10	PCTEST Proud to be part of element	MEASUREMENT REPORT (CERTIFICATION)	SAMSUNG	Approved by: Quality Manager
Test Report S/N: 8K20090901-02-R2.A3L	Test Dates: 09/10/2020-10/08/2020	EUT Type: 5G Access Unit		Page 118 of 469

7.3.3 Antenna C EIRP Density

Bandwidth [MHz]	Configuration	Channel	CCs active	Modulation	Horn Angle [degrees]	Horn Height [cm]	Turntable Azimuth [degrees]	Analyzer Level [dBm]	AFCL [dBm]	Average e.i.r.p. PSD [dBm/100MHz]	PSD Limit [dBm/100MHz]	Margin [dB]
50	1 CC	Low	0	QPSK	135.0	156	55	-13.29	45.37	47.37	75.00	27.63
		Low	0	16QAM	135.0	156	55	-13.36	45.37	47.30	75.00	27.70
		Low	0	64QAM	135.0	156	55	-13.32	45.37	47.34	75.00	27.66
	2 CC	Low	0-1	QPSK	135.0	156	55	-13.25	45.37	47.41	75.00	27.59
		Low	0-1	16QAM	135.0	156	55	-13.30	45.37	47.36	75.00	27.64
		Low	0-1	64QAM	135.0	156	55	-13.32	45.37	47.34	75.00	27.66
	1 CC	Mid	4	QPSK	135.0	156	55	-13.44	45.46	47.31	75.00	27.69
		Mid	4	16QAM	135.0	156	55	-13.50	45.46	47.25	75.00	27.75
		Mid	4	64QAM	135.0	156	55	-13.41	45.46	47.34	75.00	27.66
	2 CC	Mid	0-1	QPSK	135.0	156	55	-13.39	45.46	47.36	75.00	27.64
		Mid	0-1	16QAM	135.0	156	55	-13.30	45.46	47.45	75.00	27.55
		Mid	0-1	64QAM	135.0	156	55	-13.32	45.46	47.43	75.00	27.57
	1 CC	High	7	QPSK	135.0	156	55	-13.16	45.81	47.94	75.00	27.06
		High	7	16QAM	135.0	156	55	-13.23	45.81	47.87	75.00	27.13
		High	7	64QAM	135.0	156	55	-13.23	45.81	47.87	75.00	27.13
	2 CC	High	0-1	QPSK	135.0	156	55	-13.01	45.81	48.09	75.00	26.91
		High	0-1	16QAM	135.0	156	55	-13.10	45.81	48.00	75.00	27.00
		High	0-1	64QAM	135.0	156	55	-13.10	45.81	48.00	75.00	27.00
100	1 CC	Low	0	QPSK	135.0	156	55	-10.05	45.37	47.60	75.00	27.40
		Low	0	16QAM	135.0	156	55	-10.11	45.37	47.54	75.00	27.46
		Low	0	64QAM	135.0	156	55	-10.07	45.37	47.58	75.00	27.42
	8 CC	Low	0-7	QPSK	135.0	156	55	-12.57	45.37	45.08	75.00	29.92
		Low	0-7	16QAM	135.0	156	55	-12.58	45.37	45.07	75.00	29.93
		Low	0-7	64QAM	135.0	156	55	-12.55	45.37	45.10	75.00	29.90
	1 CC	Mid	4	QPSK	135.0	156	55	-10.47	45.46	47.27	75.00	27.73

FCC ID: A3LAT1K04-B10		MEASUREMENT REPORT (CERTIFICATION)		Approved by: Quality Manager
Test Report S/N: 8K2009091-02-R2.A3L	Test Dates: 09/10/2020-10/08/2020	EUT Type: 5G Access Unit	Page 119 of 469	

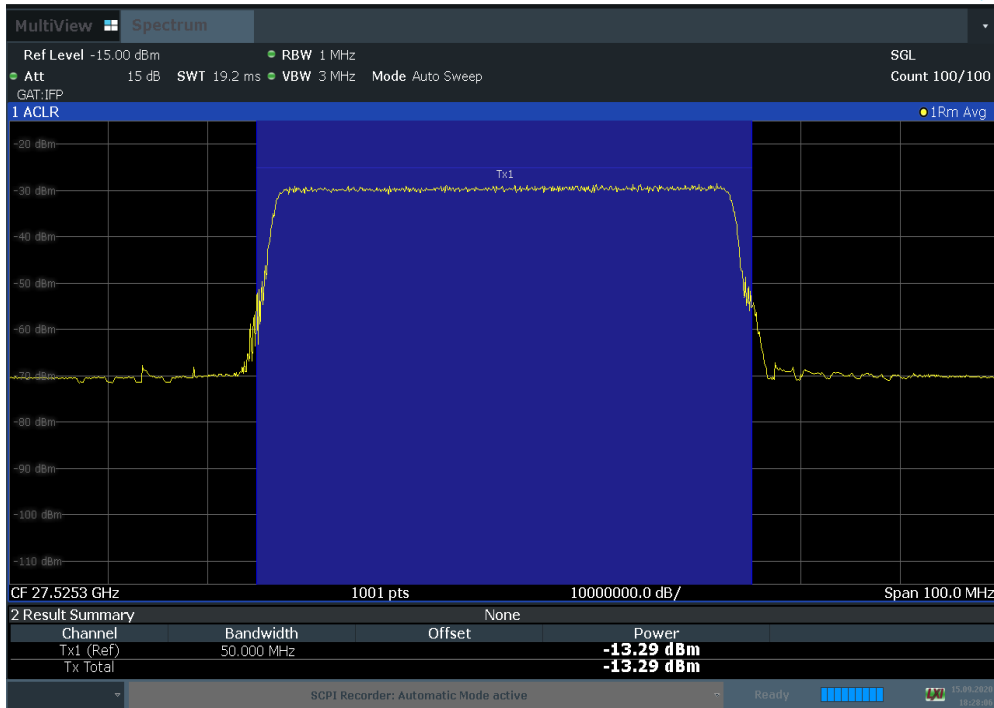
100	Mid	4	16QAM	135.0	156	55	-10.56	45.46	47.18	75.00	27.82	
		4	64QAM	135.0	156	55	-10.49	45.46	47.25	75.00	27.75	
	8 CC	Mid	0-7	QPSK	135.0	156	55	-12.63	45.46	45.11	75.00	29.89
		Mid	0-7	16QAM	135.0	156	55	-12.60	45.46	45.14	75.00	29.86
		Mid	0-7	64QAM	135.0	156	55	-12.58	45.46	45.16	75.00	29.84
	1 CC	High	7	QPSK	135.0	156	55	-10.03	45.81	48.06	75.00	26.94
		High	7	16QAM	135.0	156	55	-10.11	45.81	47.98	75.00	27.02
		High	7	64QAM	135.0	156	55	-10.05	45.81	48.04	75.00	26.96
	2 CC	High	0-1	QPSK	135.0	156	55	-10.53	45.81	47.56	75.00	27.44
	3 CC	High	0-2	QPSK	135.0	156	55	-10.24	45.81	47.85	75.00	27.15
	4 CC	High	0-3	QPSK	135.0	156	55	-10.13	45.81	47.96	75.00	27.04
	5 CC	High	0-4	QPSK	135.0	156	55	-11.14	45.81	46.95	75.00	28.05
	6 CC	High	0-5	QPSK	135.0	156	55	-11.87	45.81	46.22	75.00	28.78
	7 CC	High	0-6	QPSK	135.0	156	55	-12.51	45.81	45.58	75.00	29.42
	8 CC	High	0-7	QPSK	135.0	156	55	-12.48	45.81	45.61	75.00	29.39
		High	0-7	16QAM	135.0	156	55	-12.49	45.81	45.60	75.00	29.40
High		0-7	64QAM	135.0	156	55	-12.56	45.81	45.53	75.00	29.47	
50 MHz + 100 MHz Mix	50 M 1CC + 100 M 1CC	High	0-1	QPSK	135.0	156	55	-9.90	45.81	48.19	75.00	26.81
	50 M 2CC + 100 M 1CC	High	0-2	QPSK	135.0	156	55	-10.01	45.81	48.08	75.00	26.92
	50 M 1CC + 100 M 2CC	High	0-2	QPSK	135.0	156	55	-9.89	45.81	48.20	75.00	26.80
	50 M 2CC + 100 M 2CC	High	0-3	QPSK	135.0	156	55	-10.29	45.81	47.80	75.00	27.20
	50 M 1CC + 100 M 3CC	High	0-3	QPSK	135.0	156	55	-10.03	45.81	48.06	75.00	26.94
	50 M 2CC + 100 M 3CC	High	0-4	QPSK	135.0	156	55	-10.18	45.81	47.91	75.00	27.09
	50 M 1CC + 100 M 4CC	High	0-4	QPSK	135.0	156	55	-10.59	45.81	47.50	75.00	27.50
	50 M 2CC + 100 M 4CC	High	0-5	QPSK	135.0	156	55	-10.99	45.81	47.10	75.00	27.90
	50 M 1CC + 100 M 5CC	High	0-5	QPSK	135.0	156	55	-11.51	45.81	46.58	75.00	28.42
	50 M 2CC + 100 M 5CC	High	0-6	QPSK	135.0	156	55	-11.50	45.81	46.59	75.00	28.41

FCC ID: A3LAT1K04-B10		MEASUREMENT REPORT (CERTIFICATION)		Approved by: Quality Manager
Test Report S/N: 8K2009091-02-R2.A3L	Test Dates: 09/10/2020-10/08/2020	EUT Type: 5G Access Unit	Page 120 of 469	

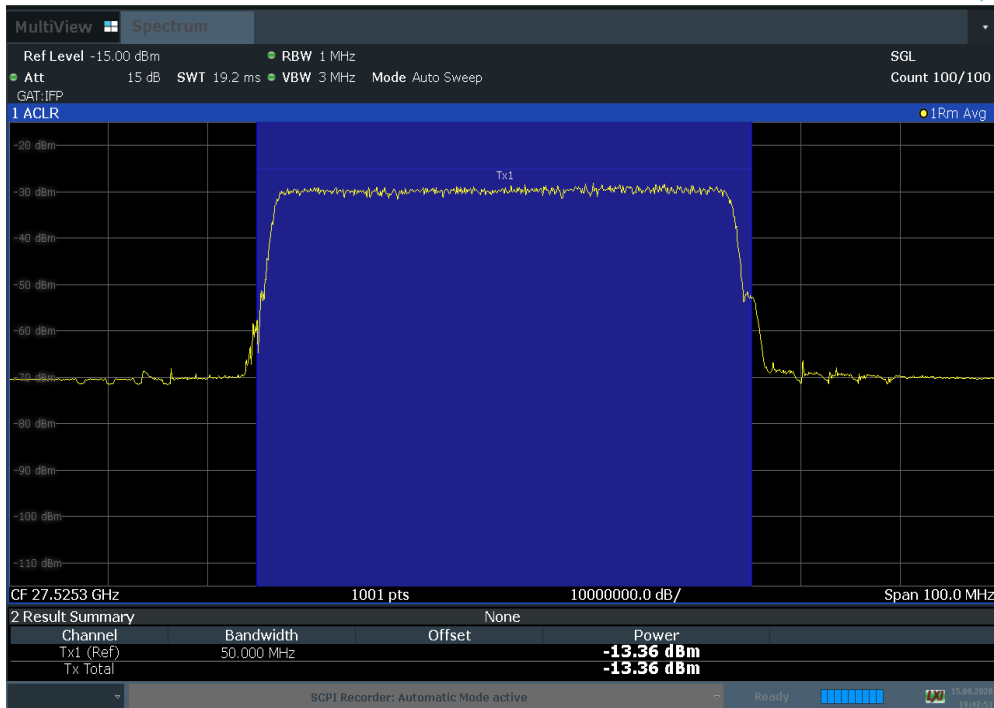
50 MHz + 100 MHz Mix	50 M 1CC + 100 M 6CC	High	0-6	QPSK	135.0	156	55	-11.48	45.81	46.61	75.00	28.39
	50 M 2CC + 100 M 6CC	High	0-7	QPSK	135.0	156	55	-12.59	45.81	45.50	75.00	29.50

Table 7-9. Antenna C EIRP Density Summary Data

FCC ID: A3LAT1K04-B10		MEASUREMENT REPORT (CERTIFICATION)			Approved by: Quality Manager
Test Report S/N: 8K20090901-02-R2.A3L	Test Dates: 09/10/2020-10/08/2020	EUT Type: 5G Access Unit		Page 121 of 469	

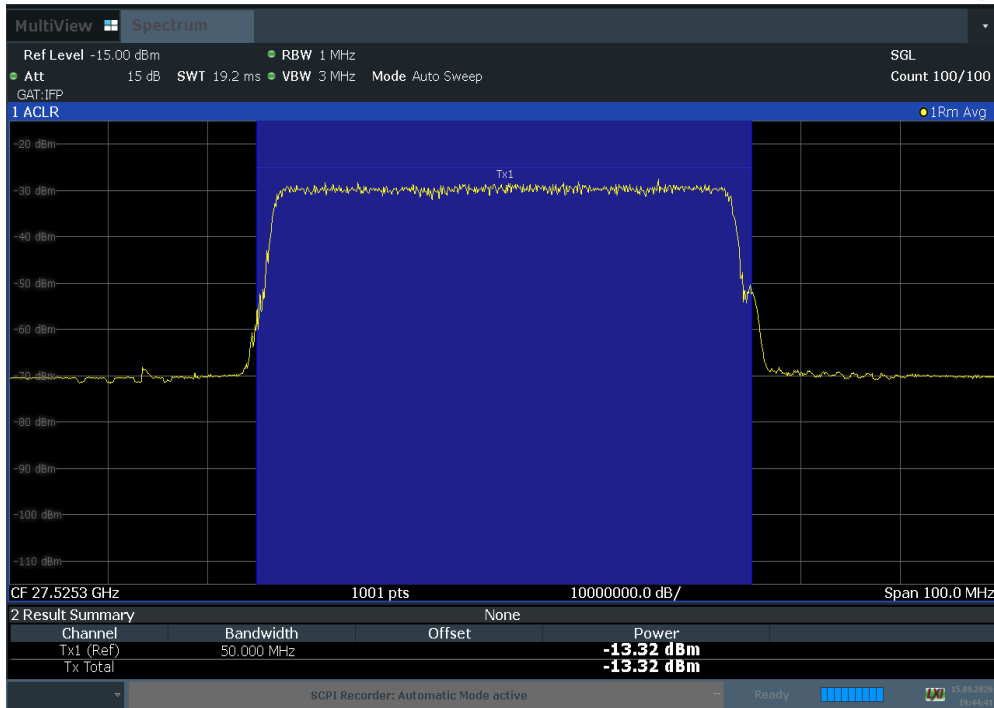


Plot 7-157. EIRP Density (Ant C 50 MHz BW 1CC QPSK Low)

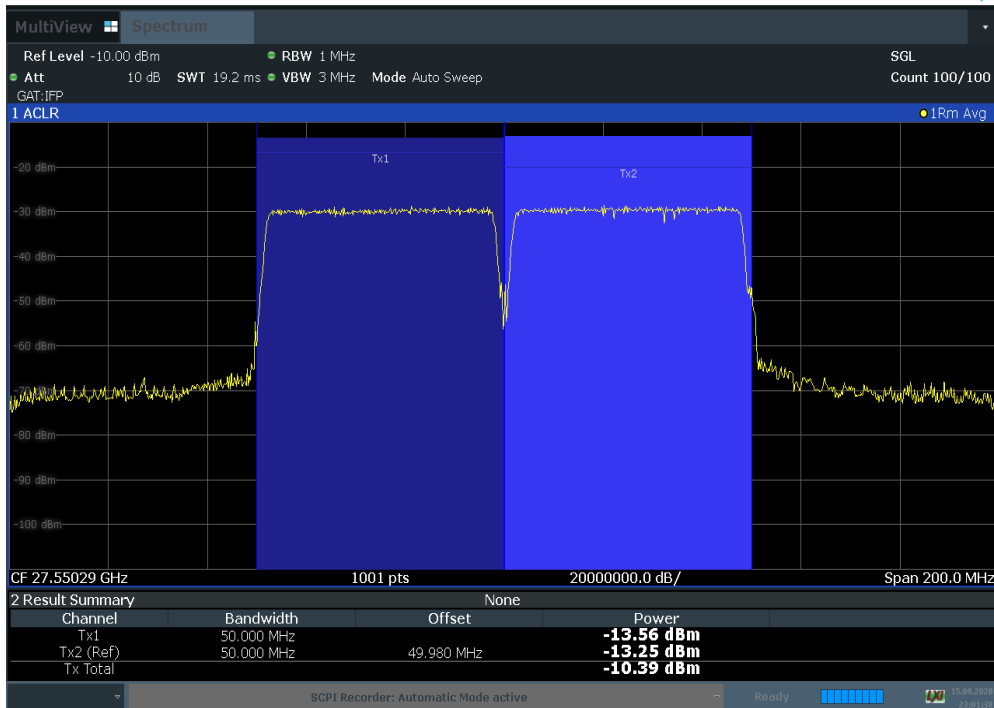


Plot 7-158. EIRP Density (Ant C 50 MHz BW 1CC 16QAM Low)

FCC ID: A3LAT1K04-B10	PCTEST Proud to be part of element	MEASUREMENT REPORT (CERTIFICATION)	SAMSUNG	Approved by: Quality Manager
Test Report S/N: 8K20090901-02-R2.A3L	Test Dates: 09/10/2020-10/08/2020	EUT Type: 5G Access Unit		Page 122 of 469

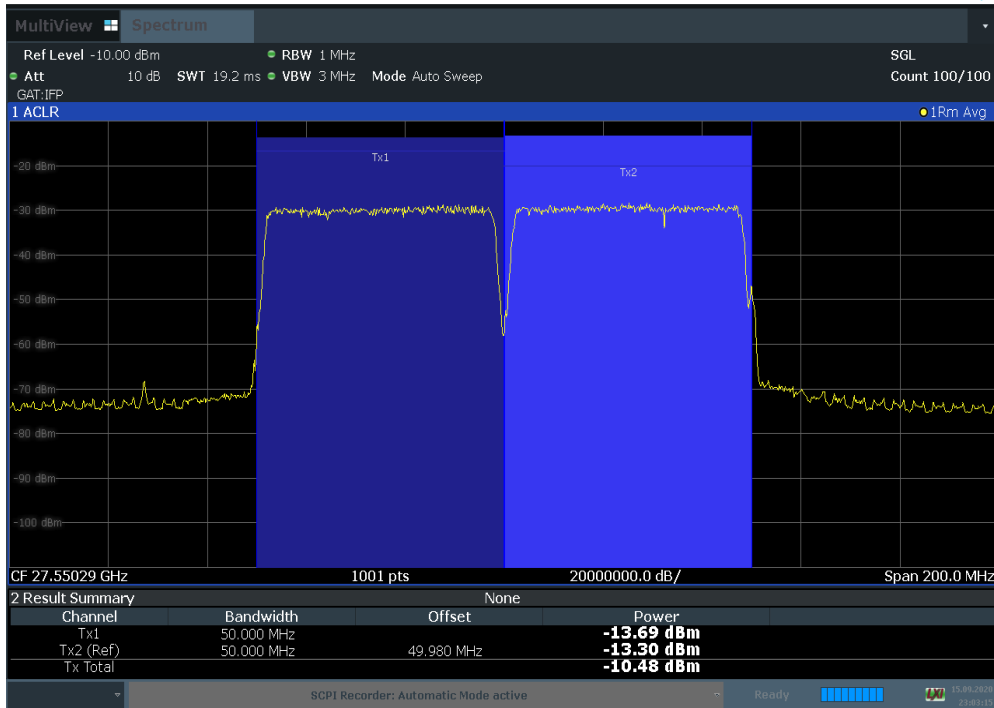


Plot 7-159. EIRP Density (Ant C 50 MHz BW 1CC 64QAM Low)

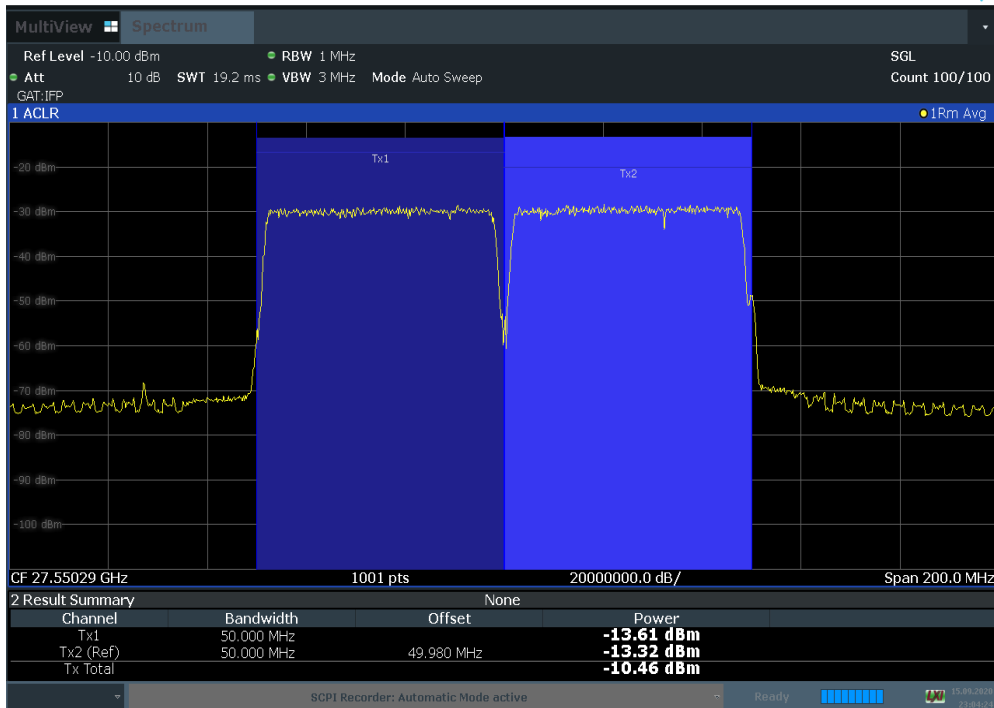


Plot 7-160. EIRP Density (Ant C 50 MHz BW 2CC QPSK Low)

FCC ID: A3LAT1K04-B10	PCTEST Proud to be part of element	MEASUREMENT REPORT (CERTIFICATION)	SAMSUNG	Approved by: Quality Manager
Test Report S/N: 8K20090901-02-R2.A3L	Test Dates: 09/10/2020-10/08/2020	EUT Type: 5G Access Unit		Page 123 of 469

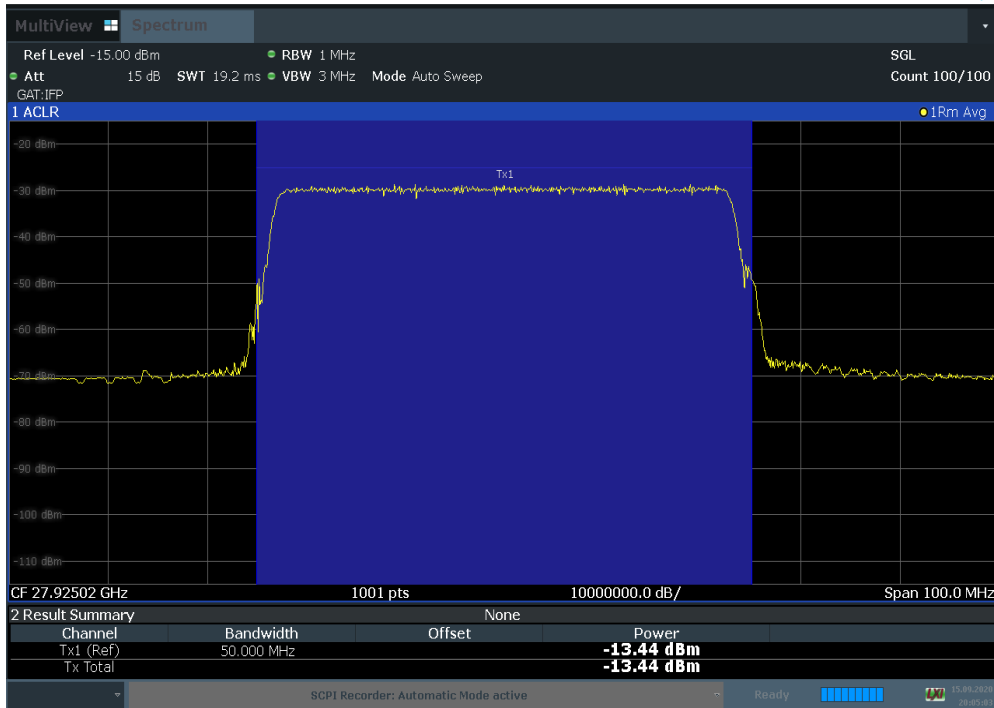


Plot 7-161. EIRP Density (Ant C 50 MHz BW 2CC 16QAM Low)

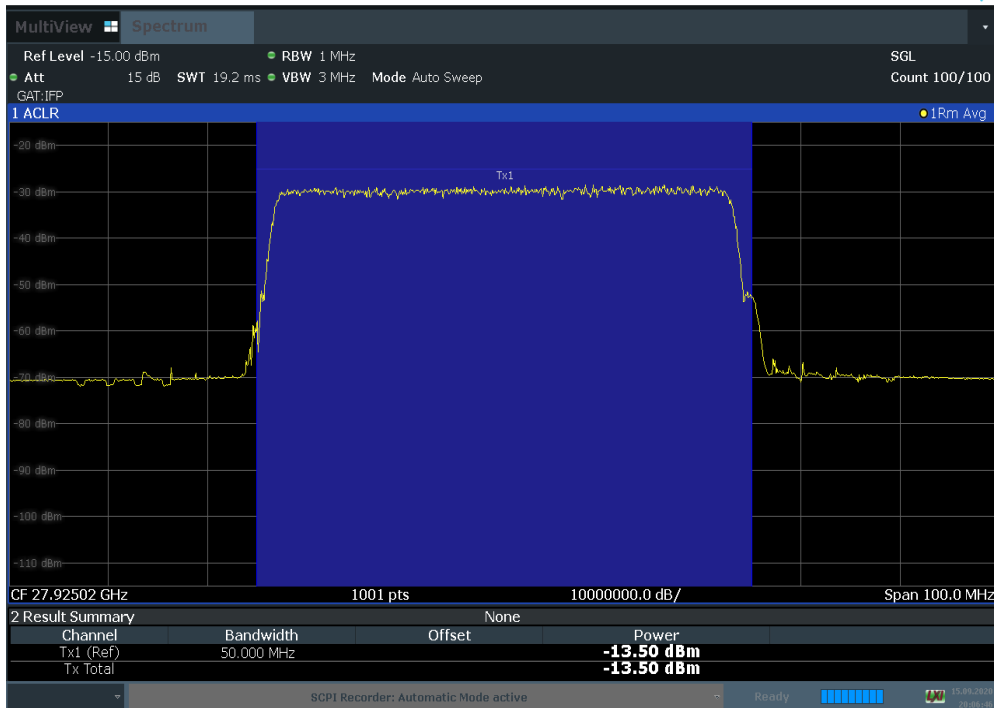


Plot 7-162. EIRP Density (Ant C 50 MHz BW 2CC 64QAM Low)

FCC ID: A3LAT1K04-B10	PCTEST Proud to be part of element	MEASUREMENT REPORT (CERTIFICATION)	SAMSUNG	Approved by: Quality Manager
Test Report S/N: 8K20090901-02-R2.A3L	Test Dates: 09/10/2020-10/08/2020	EUT Type: 5G Access Unit		Page 124 of 469



Plot 7-163. EIRP Density (Ant C 50 MHz BW 1CC QPSK Mid)



Plot 7-164. EIRP Density (Ant C 50 MHz BW 1CC 16QAM Mid)

FCC ID: A3LAT1K04-B10	PCTEST Proud to be part of element	MEASUREMENT REPORT (CERTIFICATION)	SAMSUNG	Approved by: Quality Manager
Test Report S/N: 8K20090901-02-R2.A3L	Test Dates: 09/10/2020-10/08/2020	EUT Type: 5G Access Unit		Page 125 of 469