



**HCT Co., Ltd.**

74, Seoicheon-ro 578beon-gil, Majang-myeon, Icheon-si, Gyeonggi-do, 17383 KOREA  
Tel. +82 31 634 6300 Fax. +82 31 645 6401

<b>Appendix A: Test Setup Photo</b>	FCC ID A3LAT1K01-A10  File No. HCT-RF-1907-FC013-P
---	--

**REVISION HISTORY**

The revision history for this document is shown in table.

Revision No.	Date of Issue	Description
0	July 30, 2019	Initial Release

**Radiated Test Setup Photo – OBW, EIRP, Conducted Power, Band Edge and Spurious in 18 GHz ~ 40 GHz band (45°)**



**Radiated Test Setup Photo – OBW, EIRP, Conducted Power, Band Edge and Spurious in 18 GHz ~ 40 GHz (135°)**



**Radiated Test Setup Photo – Spurious (30 MHz ~ 1 GHz, H)**





**Radiated Test Setup Photo – Spurious (30 MHz ~ 1 GHz, V)**



**Radiated Test Setup Photo – Spurious (1 GHz ~ 18 GHz, H)**




**Radiated Test Setup Photo – Spurious (1 GHz ~ 18 GHz, V)**





**Radiated Test Setup Photo – Spurious (40 GHz ~ 60 GHz, 45°)**







**Radiated Test Setup Photo – Spurious (40 GHz ~ 60 GHz, 135°)**




**Radiated Test Setup Photo – Spurious (60 GHz ~ 40 GHz, 45°)**



**Radiated Test Setup Photo – Spurious (60 GHz ~ 90 GHz, 135°)**



**Radiated Test Setup Photo – Spurious (90 GHz ~ 100 GHz, 45°)**





**Radiated Test Setup Photo – Spurious (90 GHz ~ 100 GHz, 135°)**

