



HCT Co., Ltd.

74, Seoicheon-ro 578beon-gil, Majang-myeon, Icheon-si, Gyeonggi-do, 17383 KOREA
Tel. +82 31 634 6300 Fax. +82 31 645 6401

Appendix A: Test Setup Photo	FCC ID A3LAT1K01-A00 File No. HCT-RF-1907-FC011-P
---	--

REVISION HISTORY

The revision history for this document is shown in table.

Revision No.	Date of Issue	Description
0	July 30, 2019	Initial Release

Radiated Test Setup Photo – OBW, EIRP, Conducted Power, Band Edge and Spurious in 18 GHz ~ 40 GHz band (45°)



Radiated Test Setup Photo – OBW, EIRP, Conducted Power, Band Edge and Spurious in 18 GHz ~ 40 GHz (135°)



Radiated Test Setup Photo – Spurious (30 MHz ~ 1 GHz, H)



Radiated Test Setup Photo – Spurious (30 MHz ~ 1 GHz, V)




Radiated Test Setup Photo – Spurious (1 GHz ~ 18 GHz, H)



Radiated Test Setup Photo – Spurious (1 GHz ~ 18 GHz, V)




Radiated Test Setup Photo – Spurious (40 GHz ~ 60 GHz, 45°)




Radiated Test Setup Photo – Spurious (40 GHz ~ 60 GHz, 135°)




Radiated Test Setup Photo – Spurious (60 GHz ~ 40 GHz, 45°)



Radiated Test Setup Photo – Spurious (60 GHz ~ 90 GHz, 135°)



Radiated Test Setup Photo – Spurious (90 GHz ~ 100 GHz, 45°)



Radiated Test Setup Photo – Spurious (90 GHz ~ 100 GHz, 135°)

