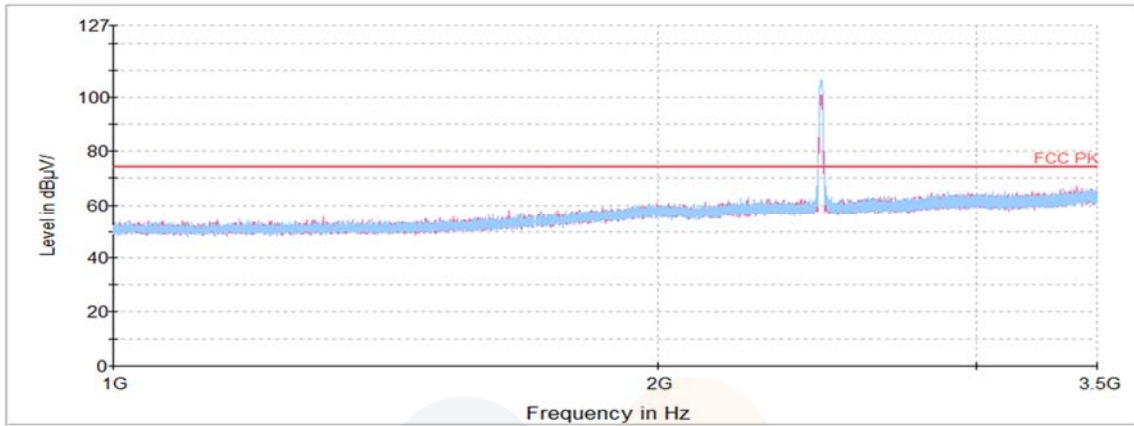
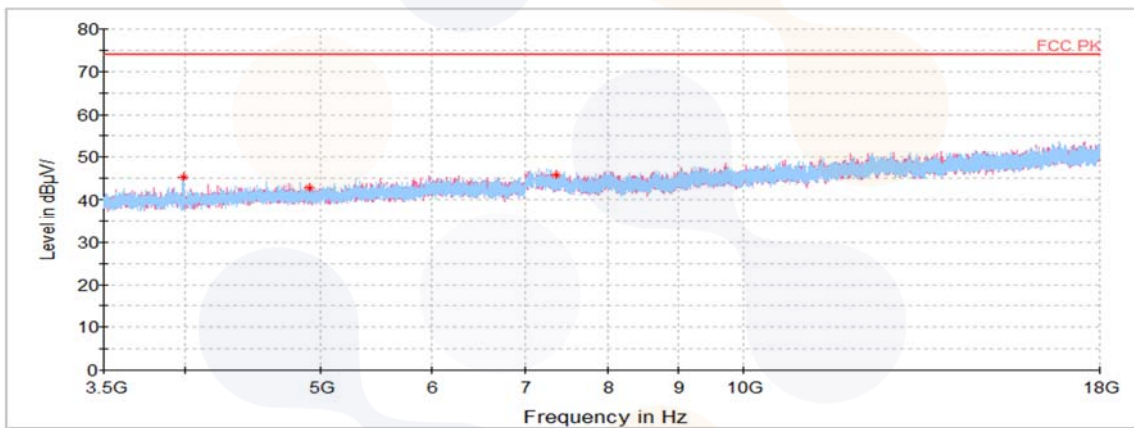


Horizontal/Vertical for 1 GHz ~ 3.5 GHz



Horizontal/Vertical for 3.5 GHz ~ 18 GHz



802.11b_2 467 MHz

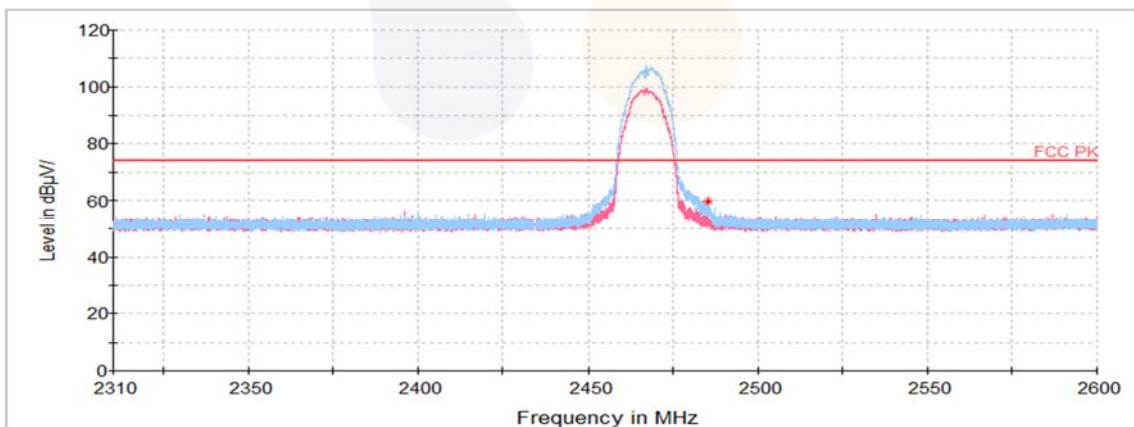
| Frequency | Pol. | Reading | Ant. Factor | Amp. + Cable | DCF | Result | Limit | Margin |
|------------------------|-------|----------|-------------|--------------|------|------------|------------|--------|
| (MHz) | (V/H) | (dB(μV)) | (dB) | (dB) | (dB) | (dB(μV/m)) | (dB(μV/m)) | (dB) |
| Peak data | | | | | | | | |
| 2 484.18 ¹⁾ | H | 44.71 | 32.18 | -17.81 | - | 59.08 | 74.00 | 14.92 |
| 4 947.58 ¹⁾ | H | 65.37 | 34.08 | -55.64 | - | 43.81 | 74.00 | 30.19 |
| 7 395.18 ¹⁾ | V | 62.55 | 35.80 | -52.26 | - | 46.09 | 74.00 | 27.91 |
| Average Data | | | | | | | | |
| 2 484.18 ¹⁾ | H | 36.73 | 32.18 | -17.81 | - | 51.10 | 54.00 | 2.90 |

Average data

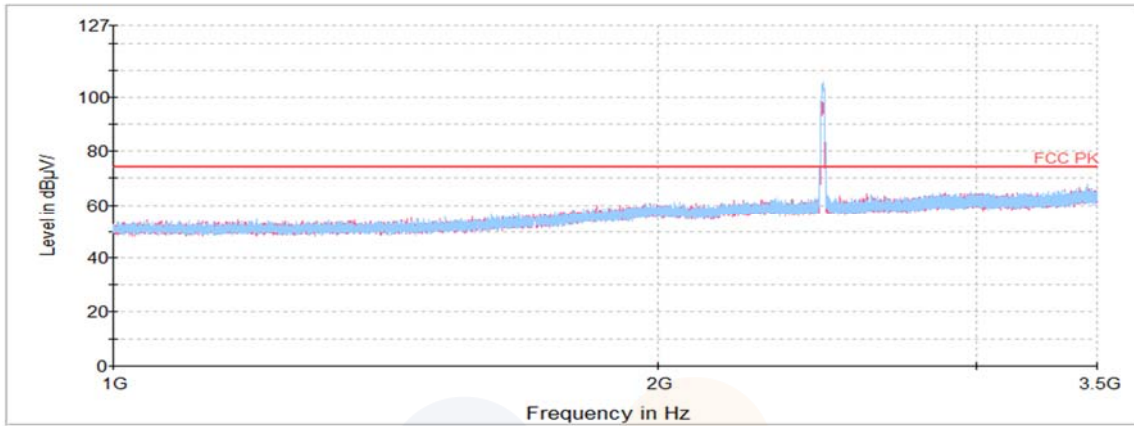


Blank

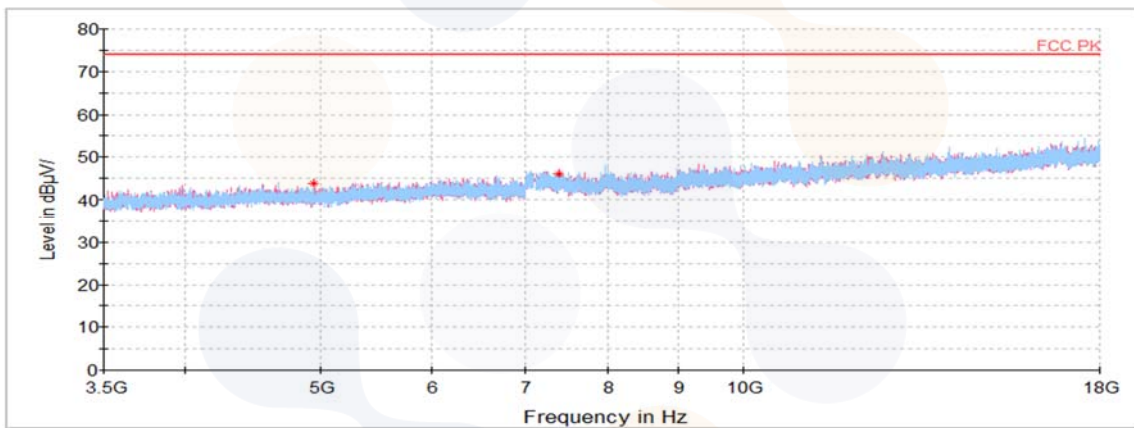
Horizontal/Vertical for Band-edge



Horizontal/Vertical for 1 GHz ~ 3.5 GHz



Horizontal/Vertical for 3.5 GHz ~ 18 GHz



802.11b_2 472 MHz

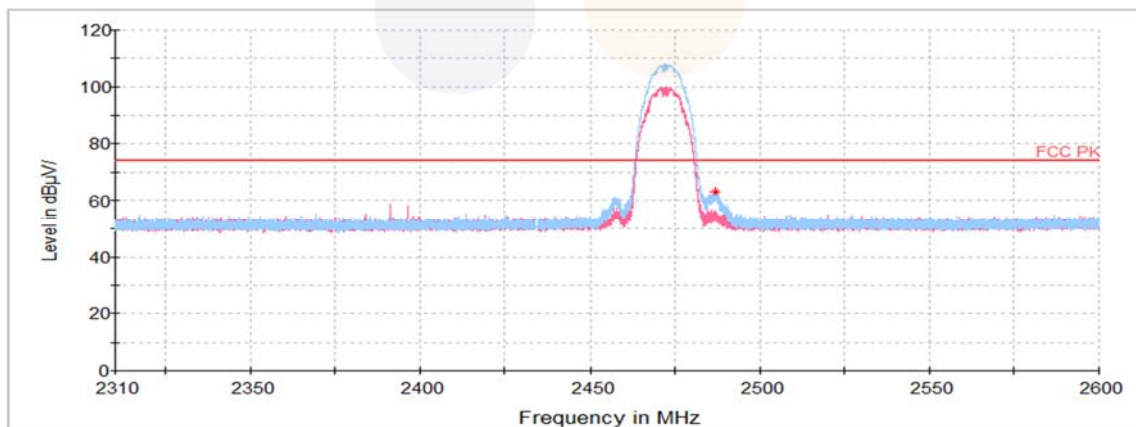
| Frequency | Pol. | Reading | Ant. Factor | Amp. + Cable | DCF | Result | Limit | Margin |
|------------------------|-------|----------|-------------|--------------|------|------------|------------|--------|
| (MHz) | (V/H) | (dB(μV)) | (dB) | (dB) | (dB) | (dB(μV/m)) | (dB(μV/m)) | (dB) |
| Peak data | | | | | | | | |
| 2 484.53 ¹⁾ | H | 44.09 | 32.18 | -17.81 | - | 58.46 | 74.00 | 15.54 |
| 3 999.77 ¹⁾ | V | 69.99 | 33.30 | -56.88 | - | 46.41 | 74.00 | 27.59 |
| 4 996.40 ¹⁾ | V | 64.91 | 34.10 | -55.54 | - | 43.47 | 74.00 | 30.53 |
| 7 427.57 ¹⁾ | V | 62.87 | 35.80 | -52.30 | - | 46.37 | 74.00 | 27.63 |
| Average Data | | | | | | | | |
| 2 484.53 ¹⁾ | H | 37.20 | 32.18 | -17.81 | - | 51.57 | 54.00 | 2.43 |

Average data

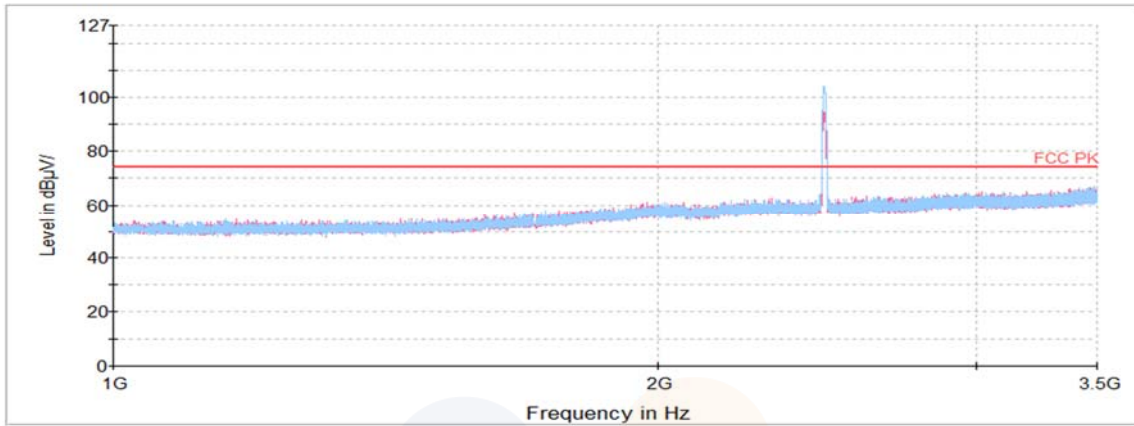


Blank

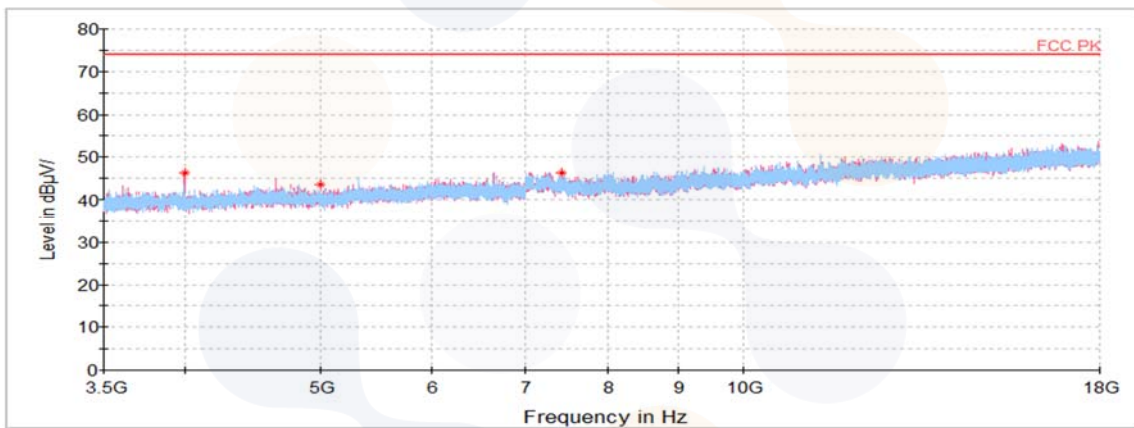
Horizontal/Vertical for Band-edge



Horizontal/Vertical for 1 GHz ~ 3.5 GHz



Horizontal/Vertical for 3.5 GHz ~ 18 GHz



802.11g_2 412 MHz

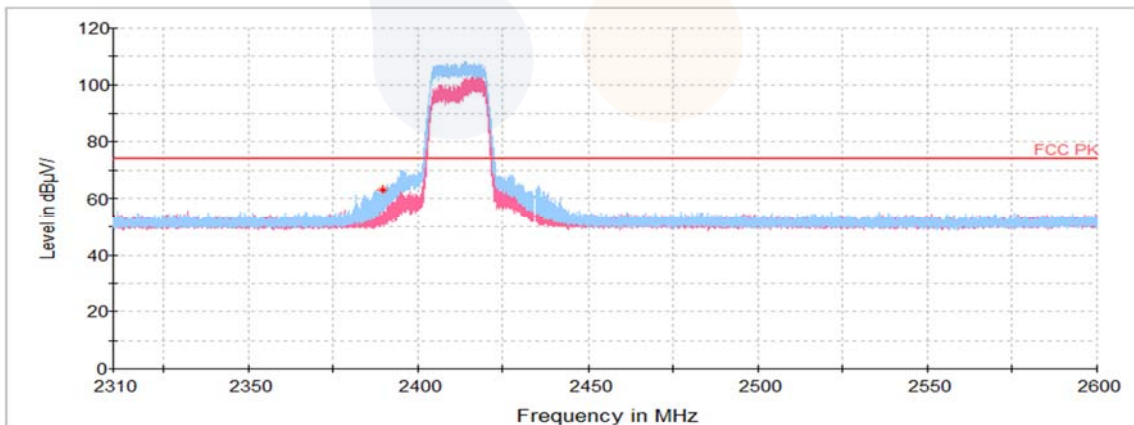
| Frequency | Pol. | Reading | Ant. Factor | Amp. + Cable | DCF | Result | Limit | Margin |
|------------------------|-------|----------|-------------|--------------|------|------------|------------|--------|
| (MHz) | (V/H) | (dB(μV)) | (dB) | (dB) | (dB) | (dB(μV/m)) | (dB(μV/m)) | (dB) |
| Peak data | | | | | | | | |
| 2 389.95 ¹⁾ | H | 48.91 | 32.09 | -17.87 | - | 63.13 | 74.00 | 10.87 |
| 4 791.47 ¹⁾ | V | 64.14 | 34.02 | -55.73 | - | 42.43 | 74.00 | 31.57 |
| 7 243.90 | V | 62.82 | 35.80 | -52.11 | - | 46.51 | 74.00 | 27.49 |
| Average Data | | | | | | | | |
| 2 389.95 ¹⁾ | H | 36.86 | 32.09 | -17.87 | 0.22 | 51.30 | 54.00 | 2.70 |

Average data

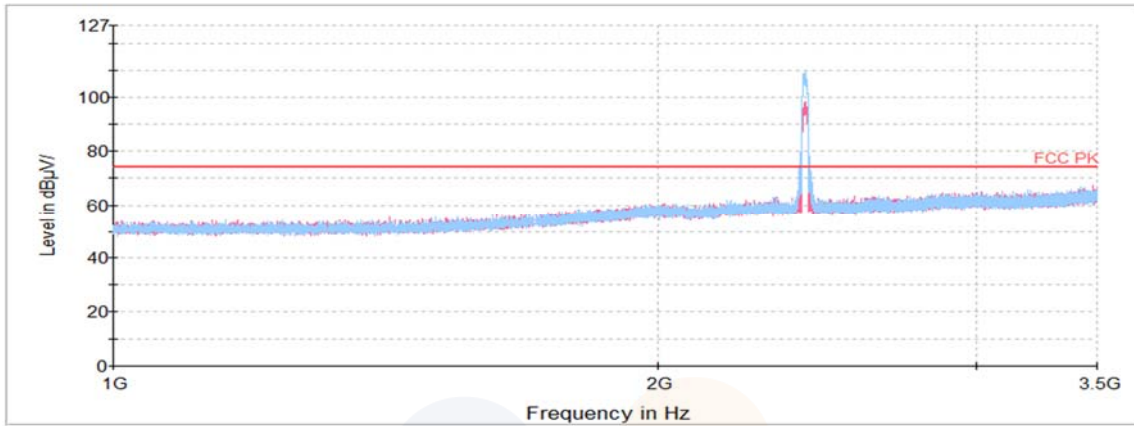


Blank

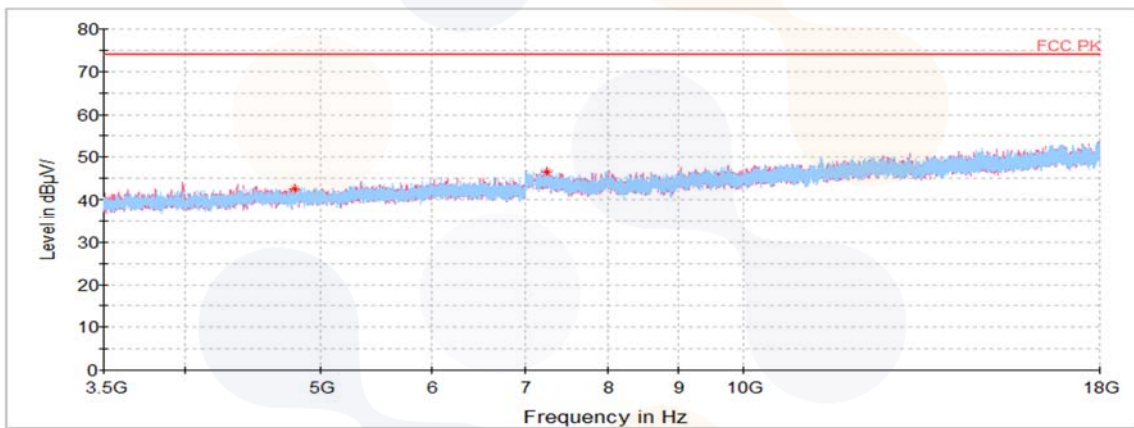
Horizontal/Vertical for Band-edge



Horizontal/Vertical for 1 GHz ~ 3.5 GHz



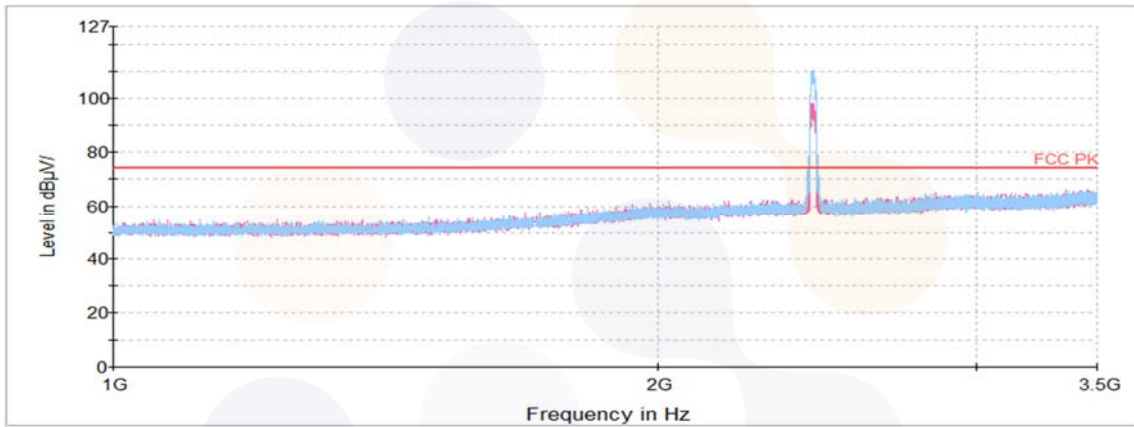
Horizontal/Vertical for 3.5 GHz ~ 18 GHz



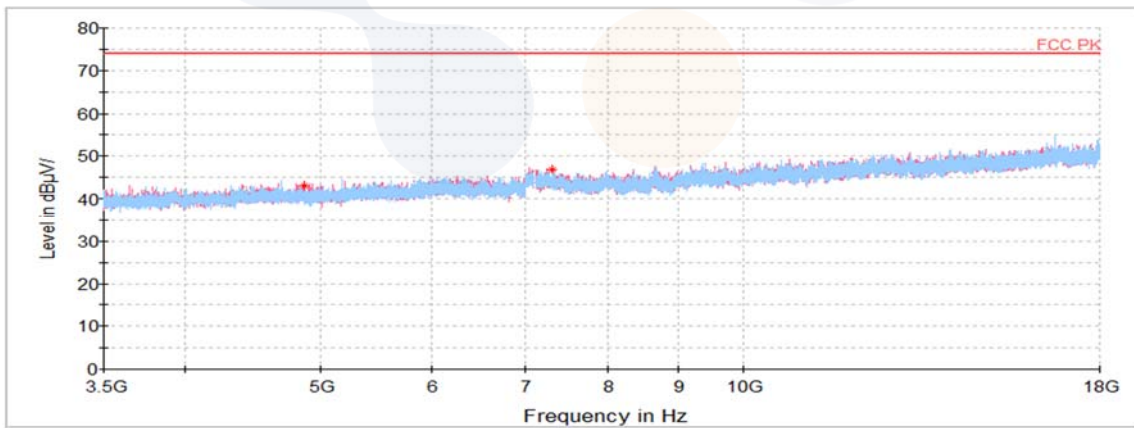
802.11g_2 437 MHz

| Frequency | Pol. | Reading | Ant. Factor | Amp. + Cable | DCF | Result | Limit | Margin |
|--|-------|----------|-------------|--------------|------|------------|------------|--------|
| (MHz) | (V/H) | (dB(μV)) | (dB) | (dB) | (dB) | (dB(μV/m)) | (dB(μV/m)) | (dB) |
| Peak data | | | | | | | | |
| 4 866.38 ¹⁾ | V | 64.68 | 34.05 | -55.72 | - | 43.01 | 74.00 | 30.99 |
| 7 302.87 ¹⁾ | V | 63.16 | 35.80 | -52.17 | - | 46.79 | 74.00 | 27.21 |
| Average Data | | | | | | | | |
| No spurious emissions were detected within 20 dB of the limit. | | | | | | | | |

Horizontal/Vertical for 1 GHz ~ 3.5 GHz



Horizontal/Vertical for 3.5 GHz ~ 18 GHz



802.11g_2 462 MHz

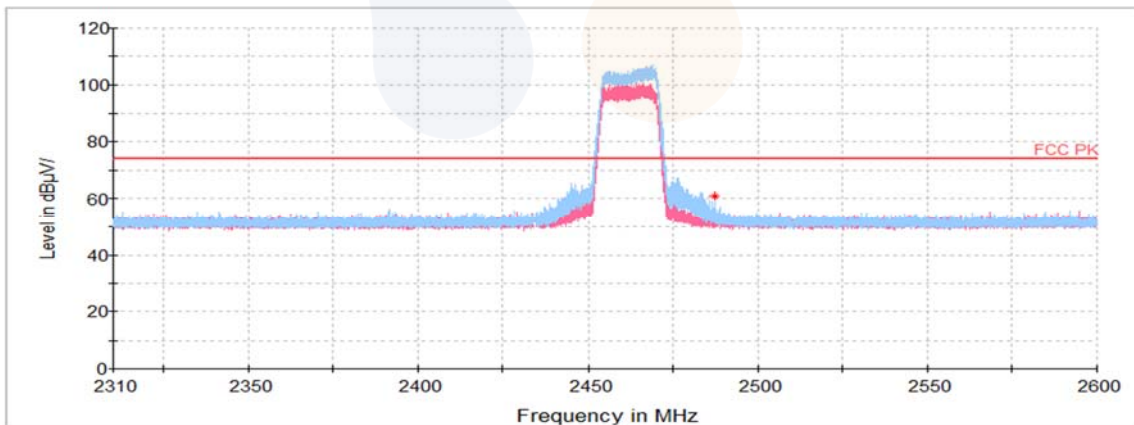
| Frequency | Pol. | Reading | Ant. Factor | Amp. + Cable | DCF | Result | Limit | Margin |
|------------------------|-------|----------|-------------|--------------|------|------------|------------|--------|
| (MHz) | (V/H) | (dB(μV)) | (dB) | (dB) | (dB) | (dB(μV/m)) | (dB(μV/m)) | (dB) |
| Peak data | | | | | | | | |
| 2 483.54 ¹⁾ | H | 46.20 | 32.18 | -17.81 | - | 60.57 | 74.00 | 13.43 |
| 4 952.42 ¹⁾ | V | 64.22 | 34.08 | -55.63 | - | 42.67 | 74.00 | 31.33 |
| 7 360.38 ¹⁾ | V | 62.56 | 35.80 | -52.23 | - | 46.13 | 74.00 | 27.87 |
| Average Data | | | | | | | | |
| 2 483.54 ¹⁾ | H | 35.05 | 32.18 | -17.81 | 0.22 | 49.64 | 54.00 | 4.36 |

Average data

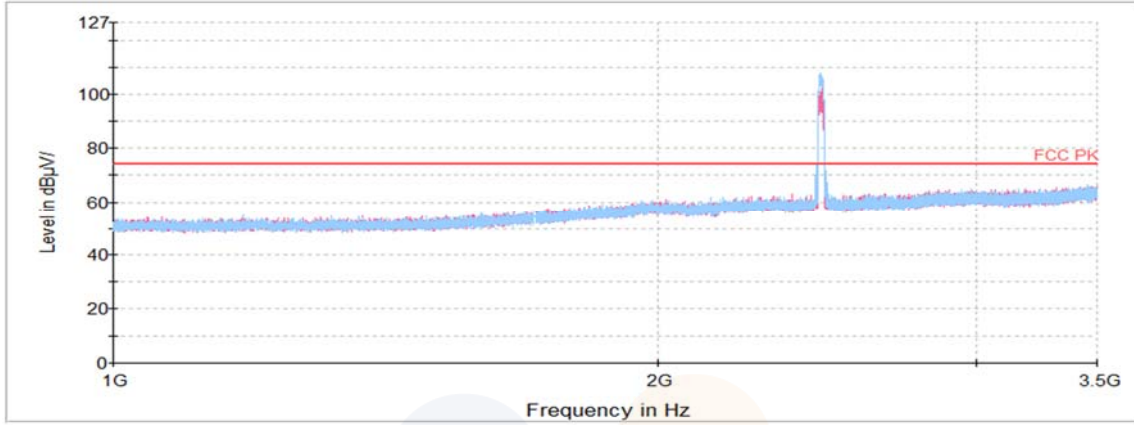


Blank

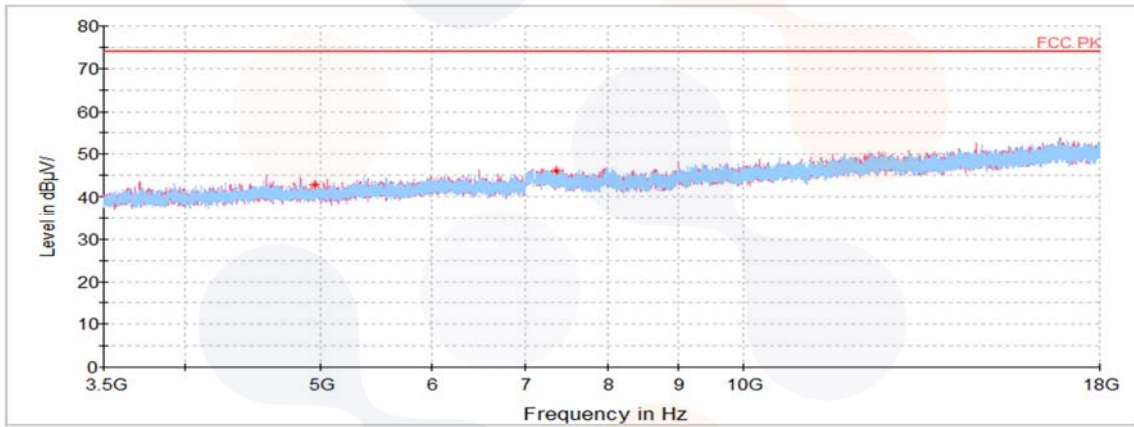
Horizontal/Vertical for Band-edge



Horizontal/Vertical for 1 GHz ~ 3.5 GHz



Horizontal/Vertical for 3.5 GHz ~ 18 GHz



802.11g_2 467 MHz

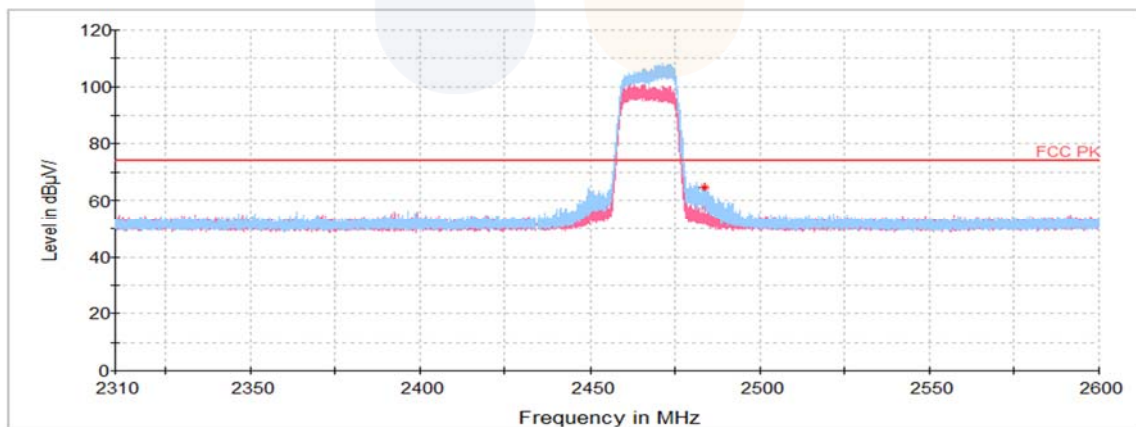
| Frequency | Pol. | Reading | Ant. Factor | Amp. + Cable | DCF | Result | Limit | Margin |
|------------------------|-------|----------|-------------|--------------|------|------------|------------|--------|
| (MHz) | (V/H) | (dB(μV)) | (dB) | (dB) | (dB) | (dB(μV/m)) | (dB(μV/m)) | (dB) |
| Peak data | | | | | | | | |
| 2 483.52 ¹⁾ | H | 48.58 | 32.18 | -17.81 | - | 62.95 | 74.00 | 11.05 |
| 3 982.37 ¹⁾ | V | 67.69 | 33.29 | -56.84 | - | 44.14 | 74.00 | 29.86 |
| 4 935.50 ¹⁾ | H | 64.67 | 34.07 | -55.66 | - | 43.08 | 74.00 | 30.92 |
| 7 434.33 ¹⁾ | V | 62.82 | 35.80 | -52.30 | - | 46.32 | 74.00 | 27.68 |
| Average Data | | | | | | | | |
| 2 483.52 ¹⁾ | H | 37.10 | 32.18 | -17.81 | 0.22 | 51.69 | 54.00 | 2.31 |

Average data

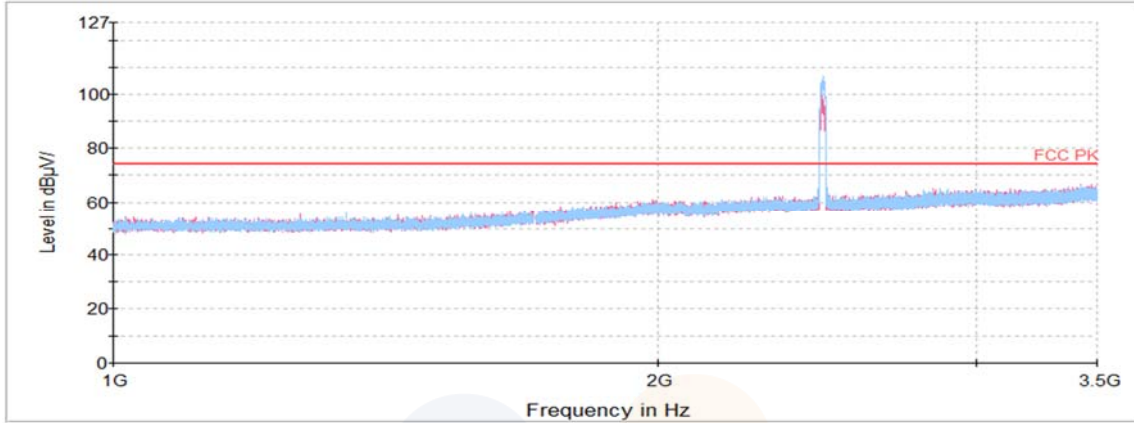


Blank

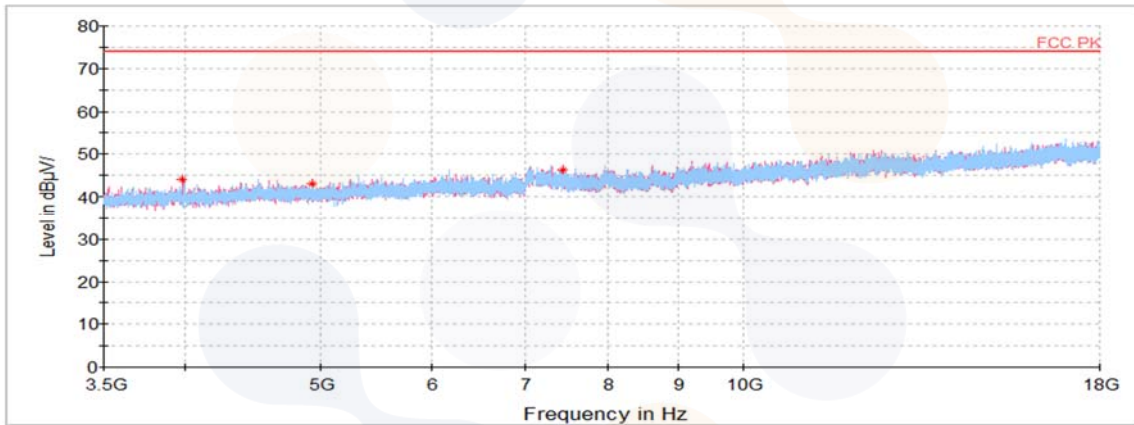
Horizontal/Vertical for Band-edge



Horizontal/Vertical for 1 GHz ~ 3.5 GHz



Horizontal/Vertical for 3.5 GHz ~ 18 GHz



802.11g_2 472 MHz

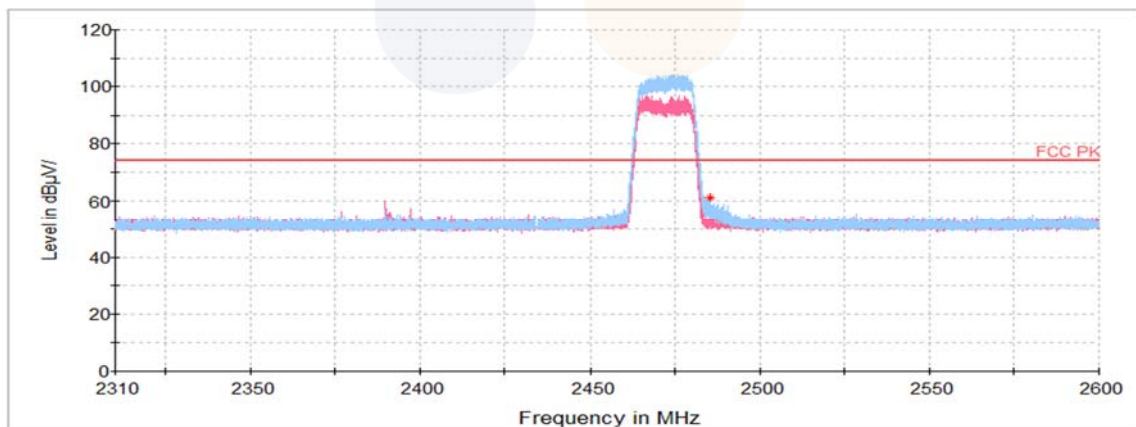
| Frequency | Pol. | Reading | Ant. Factor | Amp. + Cable | DCF | Result | Limit | Margin |
|------------------------|-------|----------|-------------|--------------|------|------------|------------|--------|
| (MHz) | (V/H) | (dB(μV)) | (dB) | (dB) | (dB) | (dB(μV/m)) | (dB(μV/m)) | (dB) |
| Peak data | | | | | | | | |
| 2 483.51 ¹⁾ | H | 46.66 | 32.18 | -17.81 | - | 61.03 | 74.00 | 12.97 |
| 3 995.90 ¹⁾ | V | 68.41 | 33.30 | -56.87 | - | 44.84 | 74.00 | 29.16 |
| 4 964.98 ¹⁾ | H | 62.82 | 34.09 | -55.60 | - | 41.31 | 74.00 | 32.69 |
| 7 420.80 ¹⁾ | H | 61.89 | 35.80 | -52.29 | - | 45.40 | 74.00 | 28.60 |
| Average Data | | | | | | | | |
| 2 483.51 ¹⁾ | H | 37.08 | 32.18 | -17.81 | 0.22 | 51.67 | 54.00 | 2.33 |

Average data

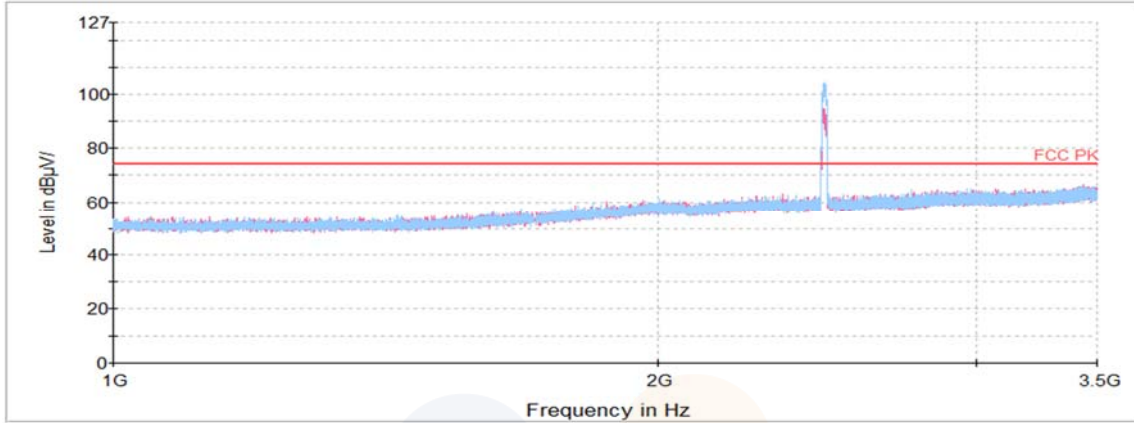


Blank

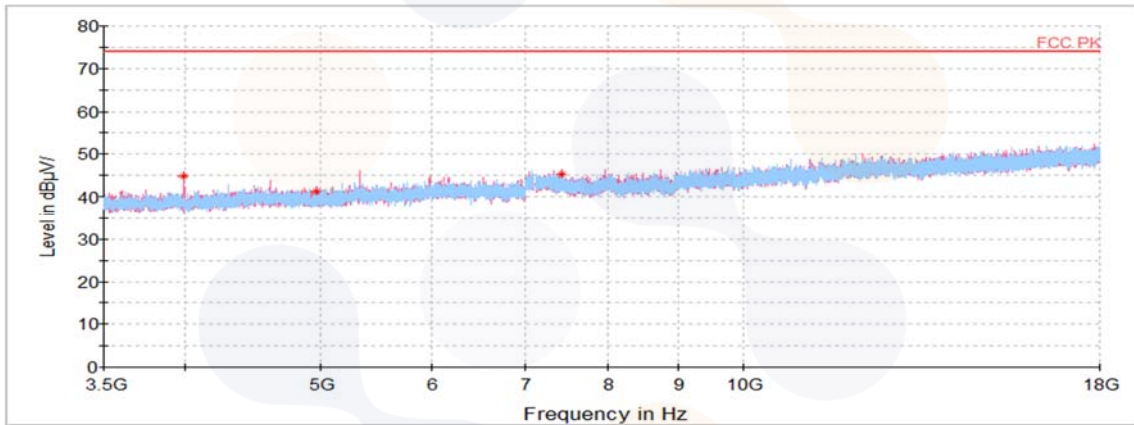
Horizontal/Vertical for Band-edge



Horizontal/Vertical for 1 GHz ~ 3.5 GHz



Horizontal/Vertical for 3.5 GHz ~ 18 GHz



802.11n_HT20_2 412 MHz

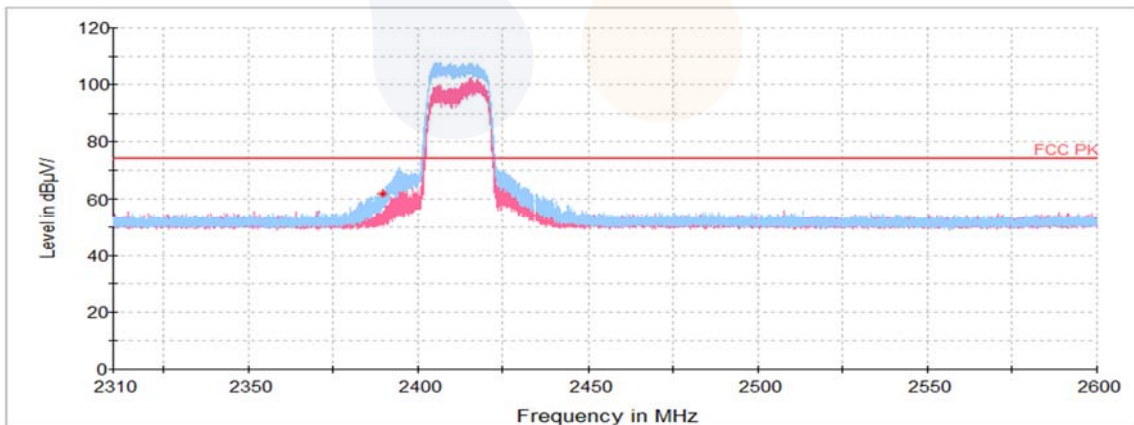
| Frequency | Pol. | Reading | Ant. Factor | Amp. + Cable | DCF | Result | Limit | Margin |
|------------------------|-------|----------|-------------|--------------|------|------------|------------|--------|
| (MHz) | (V/H) | (dB(μV)) | (dB) | (dB) | (dB) | (dB(μV/m)) | (dB(μV/m)) | (dB) |
| Peak data | | | | | | | | |
| 2 389.93 ¹⁾ | H | 47.41 | 32.09 | -17.87 | - | 61.63 | 74.00 | 12.37 |
| 4 822.40 ¹⁾ | H | 64.90 | 34.03 | -55.71 | - | 43.22 | 74.00 | 30.78 |
| 7 250.18 ¹⁾ | V | 63.44 | 35.80 | -52.11 | - | 47.13 | 74.00 | 26.87 |
| Average Data | | | | | | | | |
| 2 389.93 ¹⁾ | H | 36.82 | 32.09 | -17.87 | 0.26 | 51.30 | 54.00 | 2.70 |

Average data

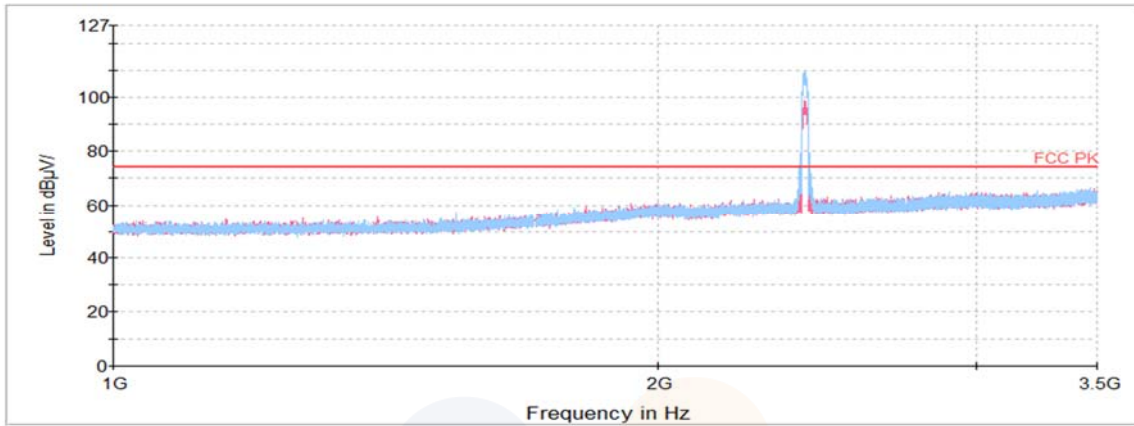


Blank

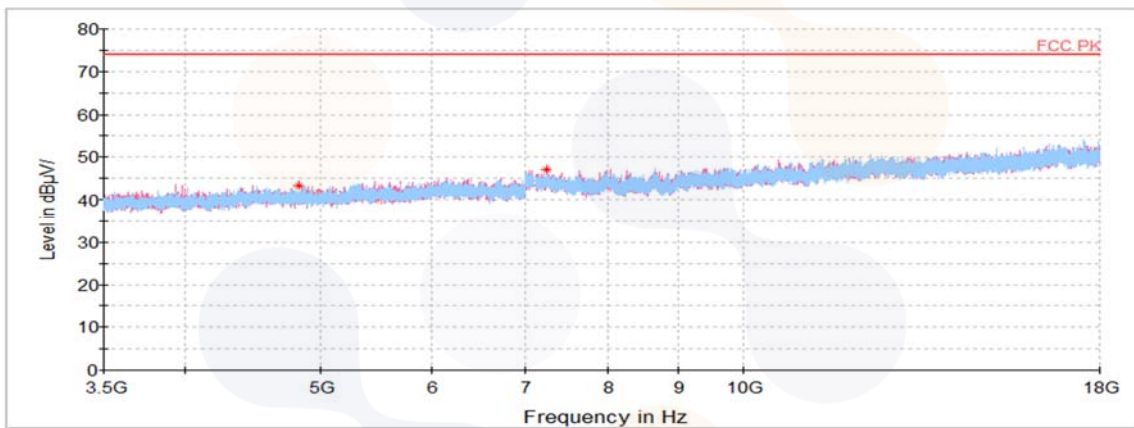
Horizontal/Vertical for Band-edge



Horizontal/Vertical for 1 GHz ~ 3.5 GHz



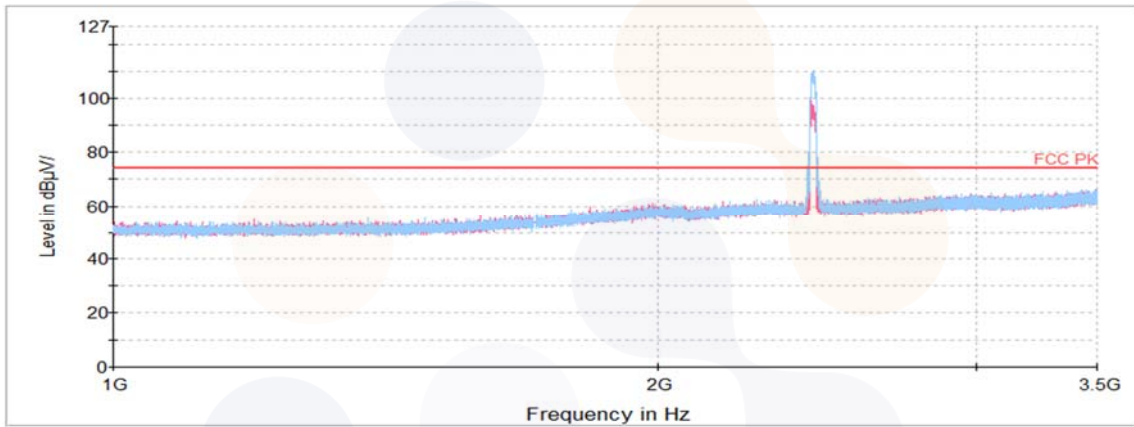
Horizontal/Vertical for 3.5 GHz ~ 18 GHz



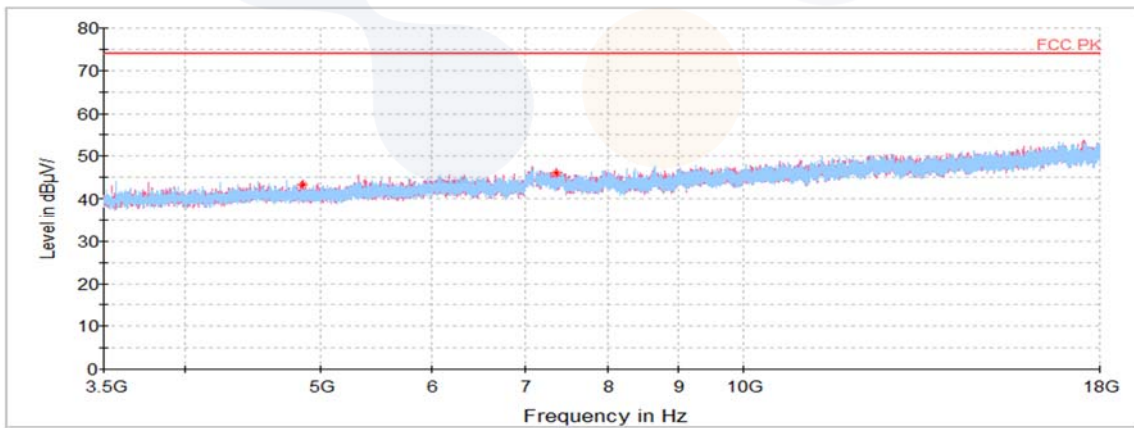
802.11n_HT20_2 437 MHz

| Frequency (MHz) | Pol. (V/H) | Reading (dB(μV)) | Ant. Factor (dB) | Amp. + Cable (dB) | DCF (dB) | Result (dB(μV/m)) | Limit (dB(μV/m)) | Margin (dB) |
|--|---------------|---------------------|---------------------|----------------------|-------------|----------------------|---------------------|----------------|
| Peak data | | | | | | | | |
| 4 857.68 ¹⁾ | V | 65.04 | 34.04 | -55.72 | - | 43.36 | 74.00 | 30.64 |
| 7 355.55 ¹⁾ | H | 62.51 | 35.80 | -52.22 | - | 46.09 | 74.00 | 27.91 |
| Average Data | | | | | | | | |
| No spurious emissions were detected within 20 dB of the limit. | | | | | | | | |

Horizontal/Vertical for 1 GHz ~ 3.5 GHz



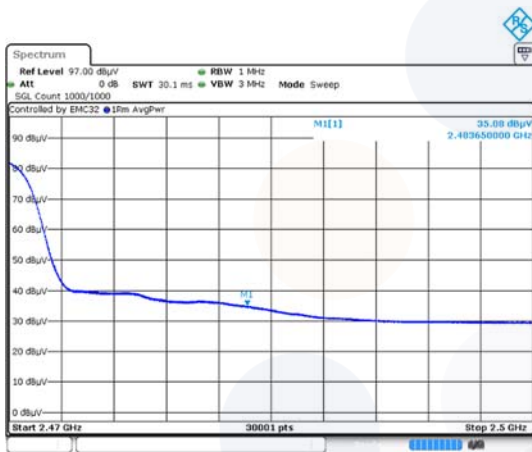
Horizontal/Vertical for 3.5 GHz ~ 18 GHz



802.11n_HT20_2 462 MHz

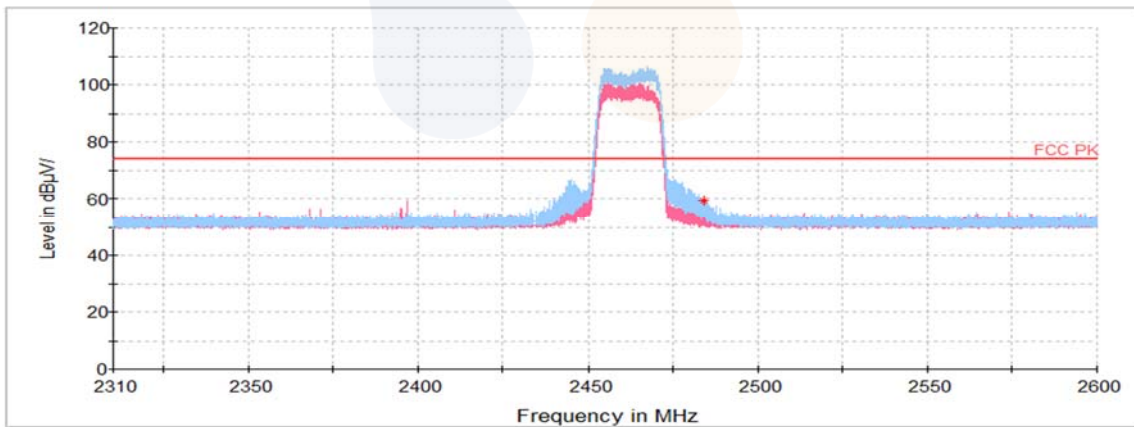
| Frequency | Pol. | Reading | Ant. Factor | Amp. + Cable | DCF | Result | Limit | Margin |
|------------------------|-------|----------|-------------|--------------|------|------------|------------|--------|
| (MHz) | (V/H) | (dB(μV)) | (dB) | (dB) | (dB) | (dB(μV/m)) | (dB(μV/m)) | (dB) |
| Peak data | | | | | | | | |
| 2 483.65 ¹⁾ | H | 44.98 | 32.18 | -17.81 | - | 59.35 | 74.00 | 14.65 |
| 4 941.78 ¹⁾ | H | 64.69 | 34.08 | -55.65 | - | 43.12 | 74.00 | 30.88 |
| 7 373.43 ¹⁾ | H | 63.90 | 35.80 | -52.24 | - | 47.46 | 74.00 | 26.54 |
| Average Data | | | | | | | | |
| 2 483.65 ¹⁾ | H | 35.08 | 32.18 | -17.81 | 0.26 | 49.71 | 54.00 | 4.29 |

Average data

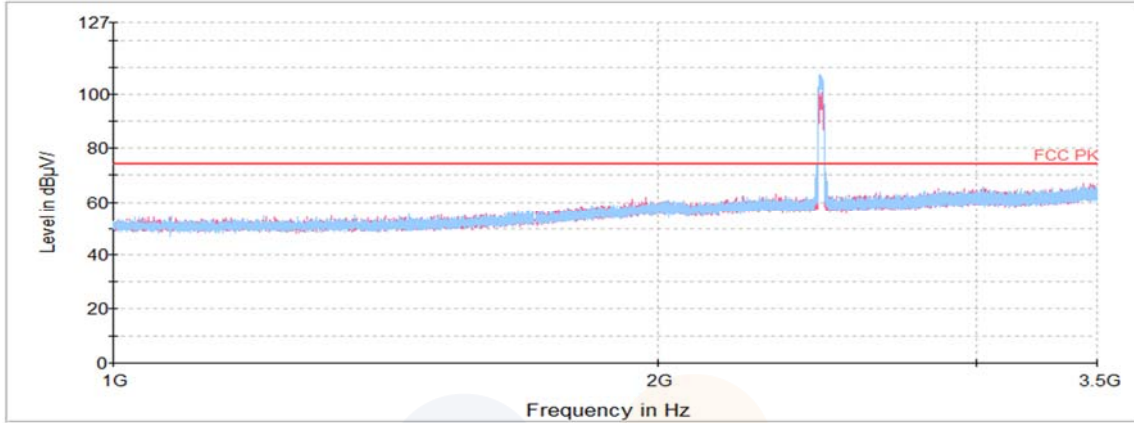


Blank

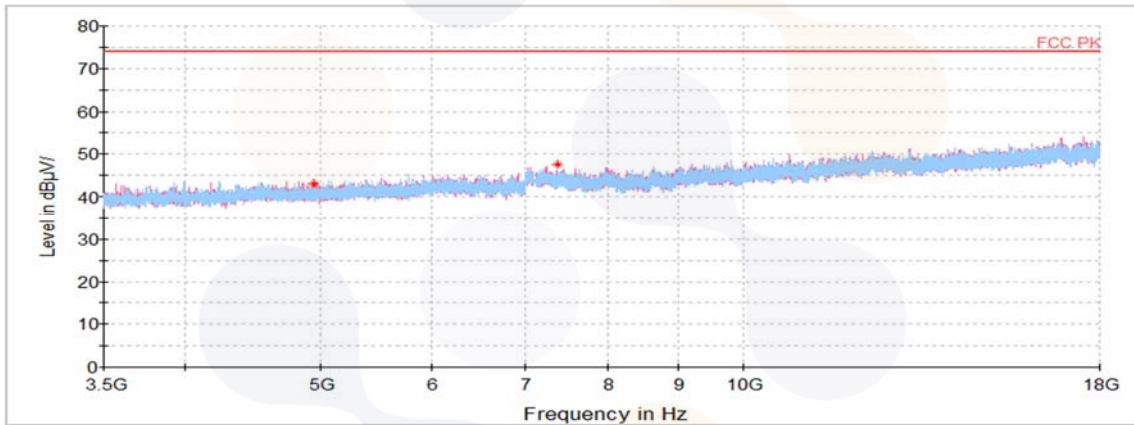
Horizontal/Vertical for Band-edge



Horizontal/Vertical for 1 GHz ~ 3.5 GHz



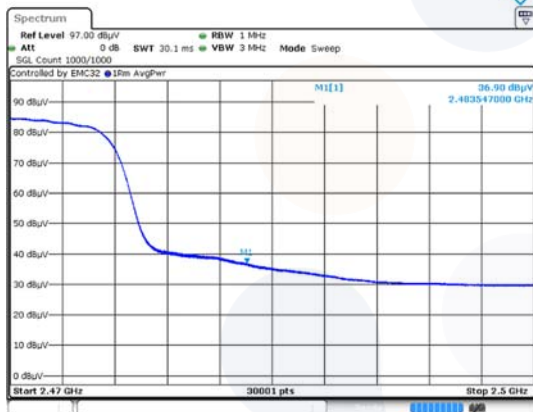
Horizontal/Vertical for 3.5 GHz ~ 18 GHz



802.11n_HT20_2 467 MHz

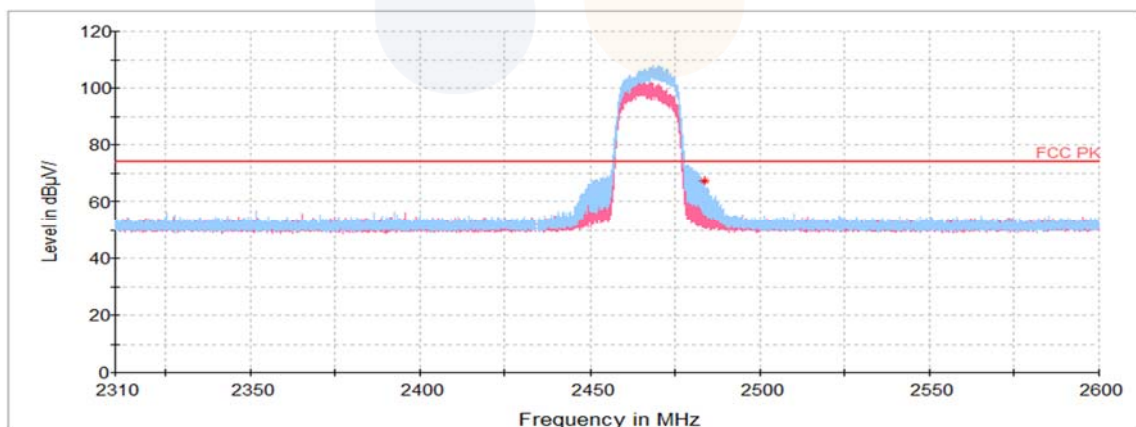
| Frequency | Pol. | Reading | Ant. Factor | Amp. + Cable | DCF | Result | Limit | Margin |
|------------------------|-------|----------|-------------|--------------|------|------------|------------|--------|
| (MHz) | (V/H) | (dB(μV)) | (dB) | (dB) | (dB) | (dB(μV/m)) | (dB(μV/m)) | (dB) |
| Peak data | | | | | | | | |
| 2 483.55 ¹⁾ | H | 49.93 | 32.18 | -17.81 | - | 64.30 | 74.00 | 9.70 |
| 3 990.10 ¹⁾ | V | 67.98 | 33.29 | -56.86 | - | 44.41 | 74.00 | 29.59 |
| 4 908.92 ¹⁾ | V | 65.25 | 34.06 | -55.71 | - | 43.60 | 74.00 | 30.40 |
| 7 429.98 ¹⁾ | V | 63.47 | 35.80 | -52.30 | - | 46.97 | 74.00 | 27.03 |
| Average Data | | | | | | | | |
| 2 483.55 ¹⁾ | H | 36.90 | 32.18 | -17.81 | 0.26 | 51.53 | 54.00 | 2.47 |

Average data

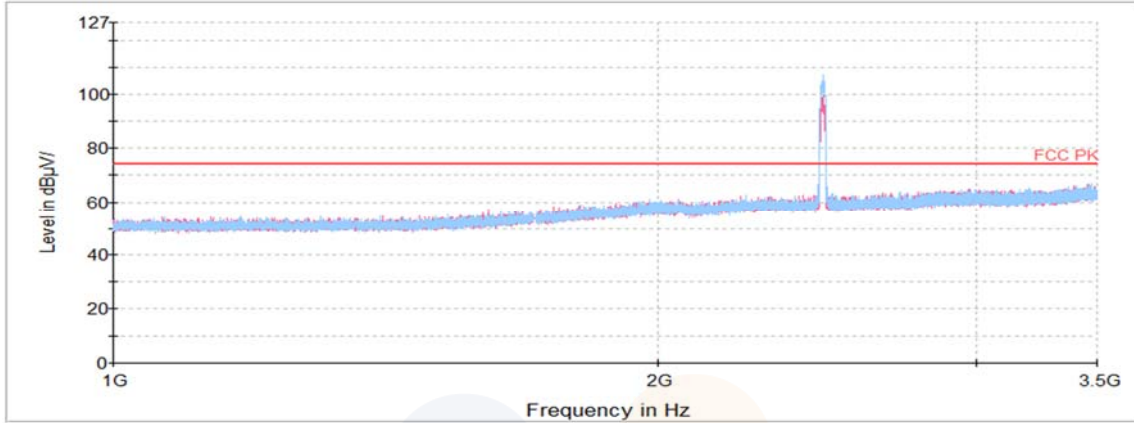


Blank

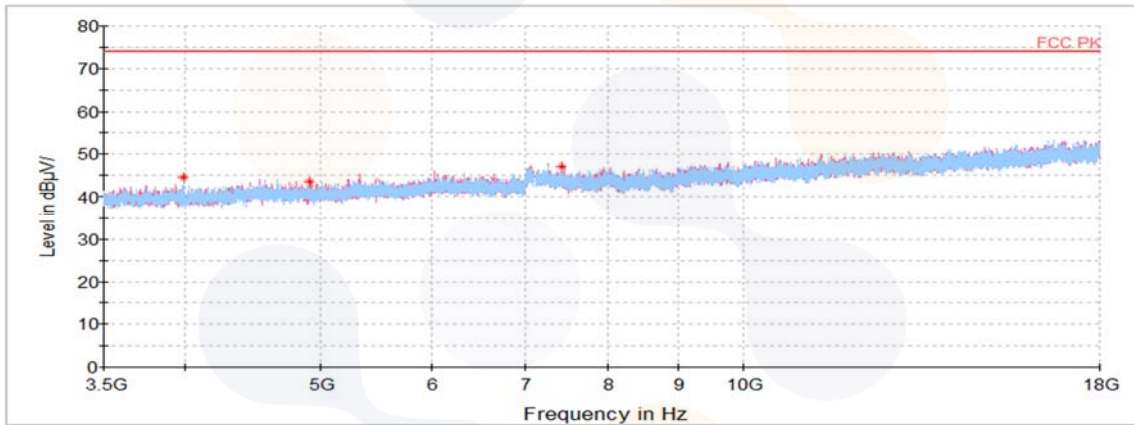
Horizontal/Vertical for Band-edge



Horizontal/Vertical for 1 GHz ~ 3.5 GHz



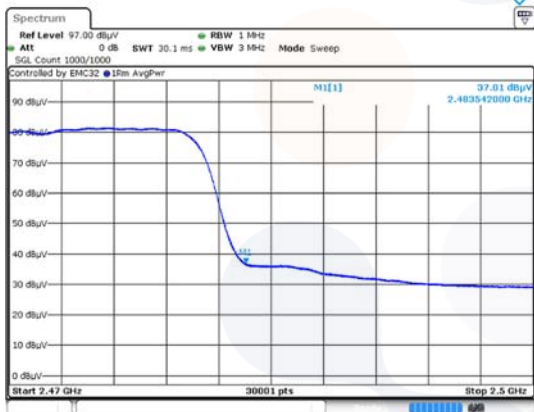
Horizontal/Vertical for 3.5 GHz ~ 18 GHz



802.11n_HT20_2 472 MHz

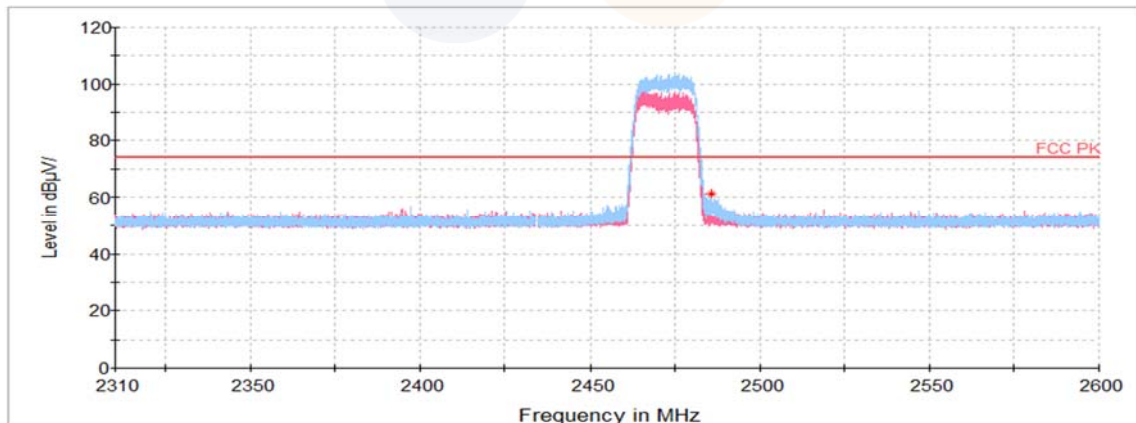
| Frequency | Pol. | Reading | Ant. Factor | Amp. + Cable | DCF | Result | Limit | Margin |
|------------------------|-------|----------|-------------|--------------|------|------------|------------|--------|
| (MHz) | (V/H) | (dB(μV)) | (dB) | (dB) | (dB) | (dB(μV/m)) | (dB(μV/m)) | (dB) |
| Peak data | | | | | | | | |
| 2 483.54 ¹⁾ | H | 46.94 | 32.18 | -17.81 | - | 61.31 | 74.00 | 12.69 |
| 3 995.90 ¹⁾ | V | 69.60 | 33.30 | -56.87 | - | 46.03 | 74.00 | 27.97 |
| 4 938.88 ¹⁾ | V | 63.33 | 34.08 | -55.66 | - | 41.75 | 74.00 | 32.25 |
| 5 309.60 ¹⁾ | V | 71.18 | 34.35 | -54.63 | - | 50.90 | 74.00 | 23.10 |
| 7 401.95 ¹⁾ | V | 61.76 | 35.80 | -52.27 | - | 45.29 | 74.00 | 28.71 |
| Average Data | | | | | | | | |
| 2 483.54 ¹⁾ | H | 37.01 | 32.18 | -17.81 | 0.26 | 51.64 | 54.00 | 2.36 |

Average data

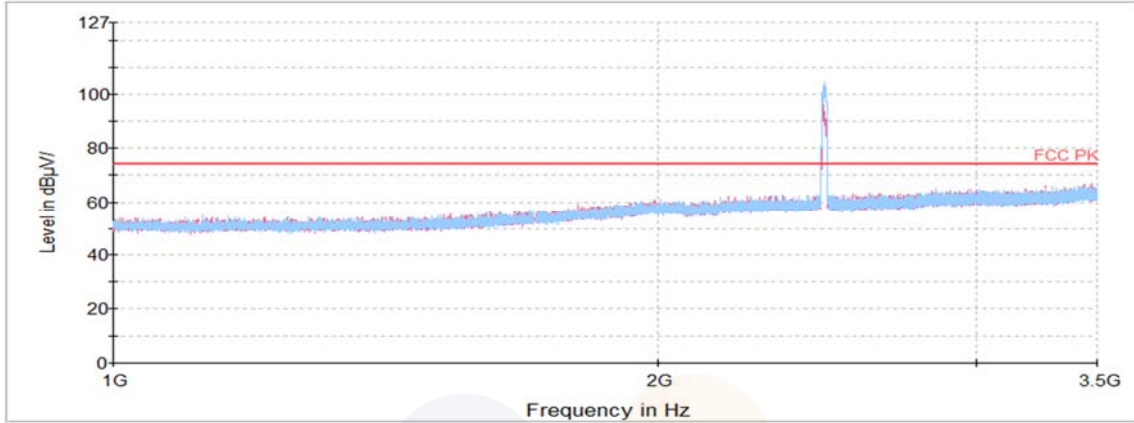


Blank

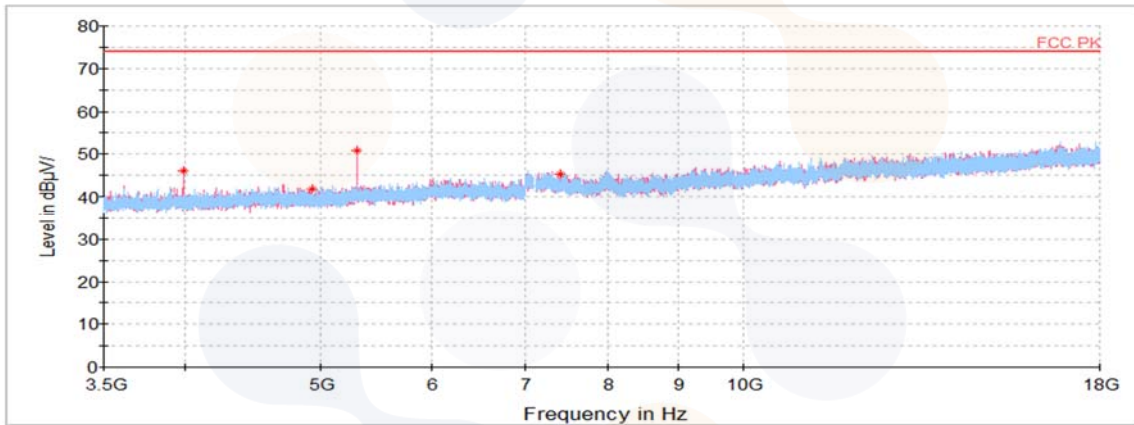
Horizontal/Vertical for Band-edge



Horizontal/Vertical for 1 GHz ~ 3.5 GHz

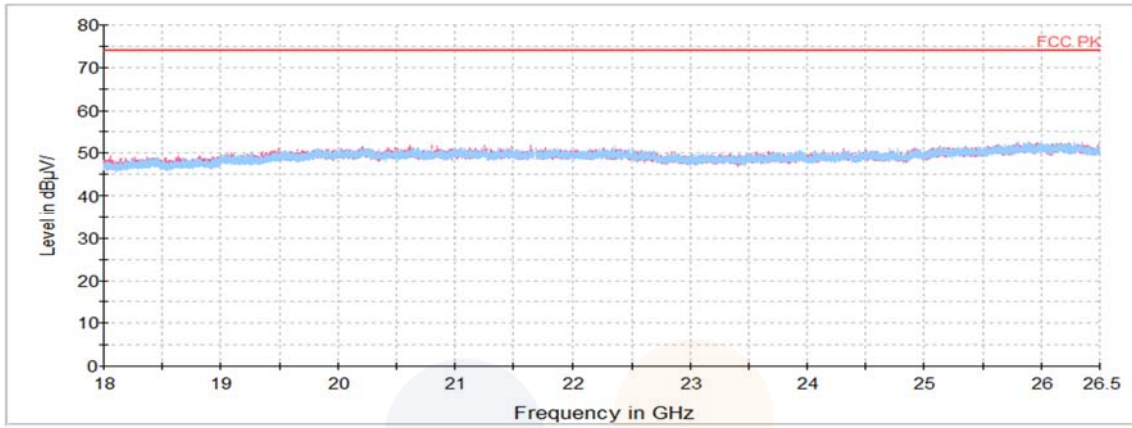


Horizontal/Vertical for 3.5 GHz ~ 18 GHz



Test results (Above 18 GHz) – Worst case: 802.11g / 2 467 MHz

Horizontal/Vertical for 18 GHz ~ 26.5 GHz



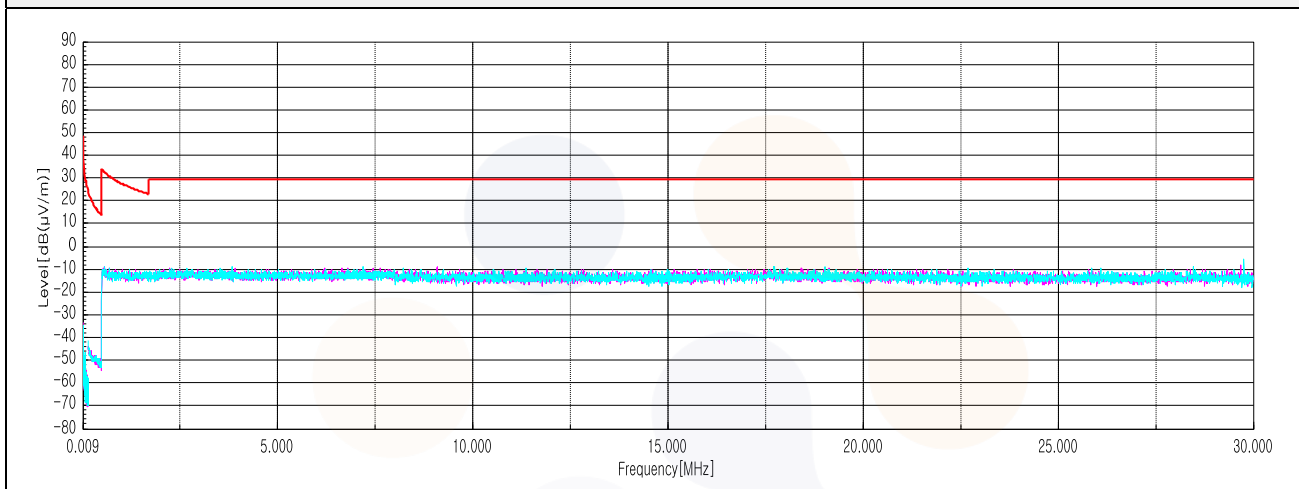
Note: The Worst case was based on the lowest margin condition considering Harmonic and Spurious Emission

[DC 12 V]

Test results (Below 30 MHz) – Worst case: 802.11b / 2 462 MHz

| Frequency | Pol. | Reading | Antenna Factor | Amp. + Cable | DCF | Result | Limit | Margin |
|--|-------|----------|----------------|--------------|------|------------|------------|--------|
| (MHz) | (V/H) | (dB(μV)) | (dB) | (dB) | (dB) | (dB(μV/m)) | (dB(μV/m)) | (dB) |
| Quasi peak data | | | | | | | | |
| No spurious emissions were detected within 20 dB of the limit. | | | | | | | | |

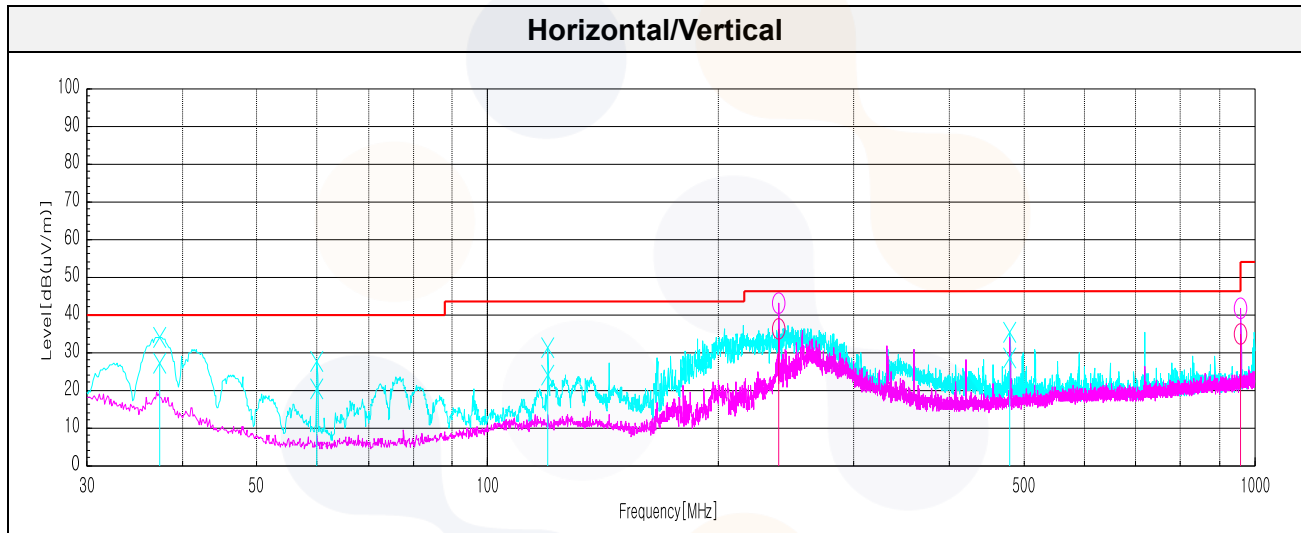
Horizontal/Vertical



Test results (Below 1 000 MHz) – Worst case: 802.11b / 2 462 MHz

| Frequency (MHz) | Pol. (V/H) | Reading (dB(μV)) | Antenna Factor (dB) | Amp. + Cable (dB) | DCF (dB) | Result (dB(μV/m)) | Limit (dB(μV/m)) | Margin (dB) |
|------------------------|---------------|---------------------|---------------------------|----------------------|-------------|----------------------|---------------------|----------------|
| Quasi peak data | | | | | | | | |
| 37.40 | V | 37.50 | 20.82 | -31.25 | - | 27.07 | 40.00 | 12.93 |
| 59.95 | V | 39.10 | 12.09 | -30.89 | - | 20.30 | 40.00 | 19.70 |
| 119.97 ¹⁾ | V | 36.40 | 17.70 | -30.05 | - | 24.05 | 43.50 | 19.45 |
| 240.01 ¹⁾ | H | 47.80 | 17.10 | -28.80 | - | 36.10 | 46.00 | 9.90 |
| 479.96 | V | 32.60 | 22.70 | -26.91 | - | 28.39 | 46.00 | 17.61 |
| 960.11 ¹⁾ | H | 31.20 | 26.40 | -23.05 | - | 34.55 | 54.00 | 19.45 |

Horizontal/Vertical



802.11b_2 412 MHz

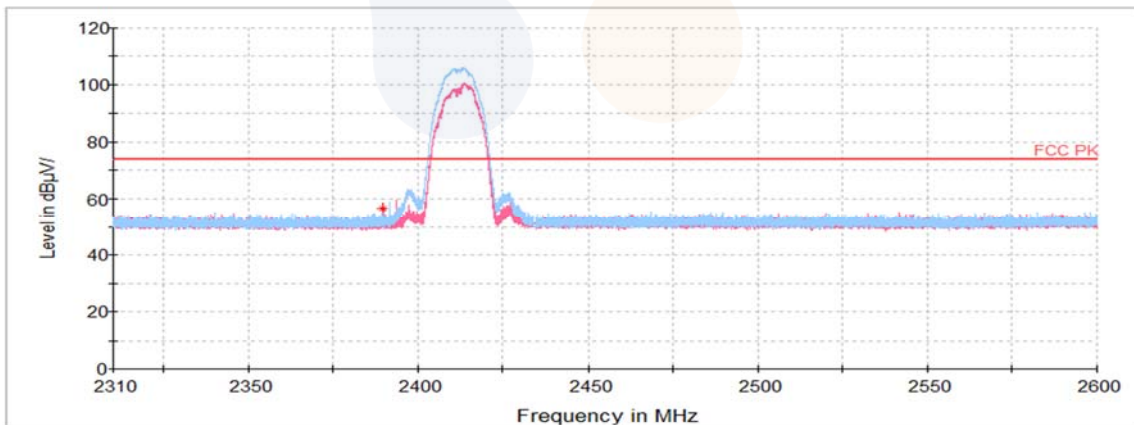
| Frequency | Pol. | Reading | Ant. Factor | Amp. + Cable | DCF | Result | Limit | Margin |
|------------------------|-------|----------|-------------|--------------|------|------------|------------|--------|
| (MHz) | (V/H) | (dB(μV)) | (dB) | (dB) | (dB) | (dB(μV/m)) | (dB(μV/m)) | (dB) |
| Peak data | | | | | | | | |
| 2 389.68 ¹⁾ | H | 42.46 | 32.09 | -17.87 | - | 56.68 | 74.00 | 17.32 |
| 4 819.98 ¹⁾ | H | 64.45 | 34.03 | -55.71 | - | 42.77 | 74.00 | 31.23 |
| 7 253.08 ¹⁾ | H | 62.75 | 35.80 | -52.12 | - | 46.43 | 74.00 | 27.57 |
| Average Data | | | | | | | | |
| 2 389.68 ¹⁾ | H | 30.38 | 32.09 | -17.87 | - | 44.60 | 54.00 | 9.40 |

Average data

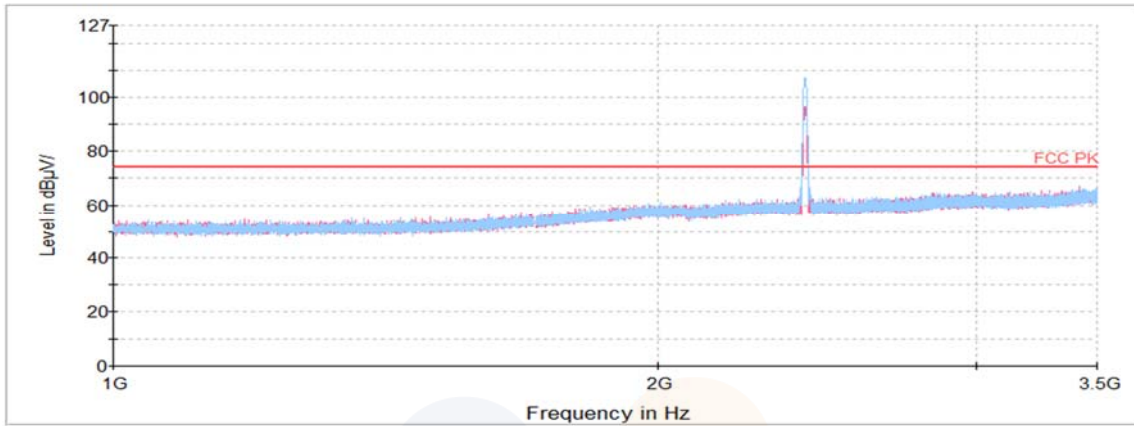


Blank

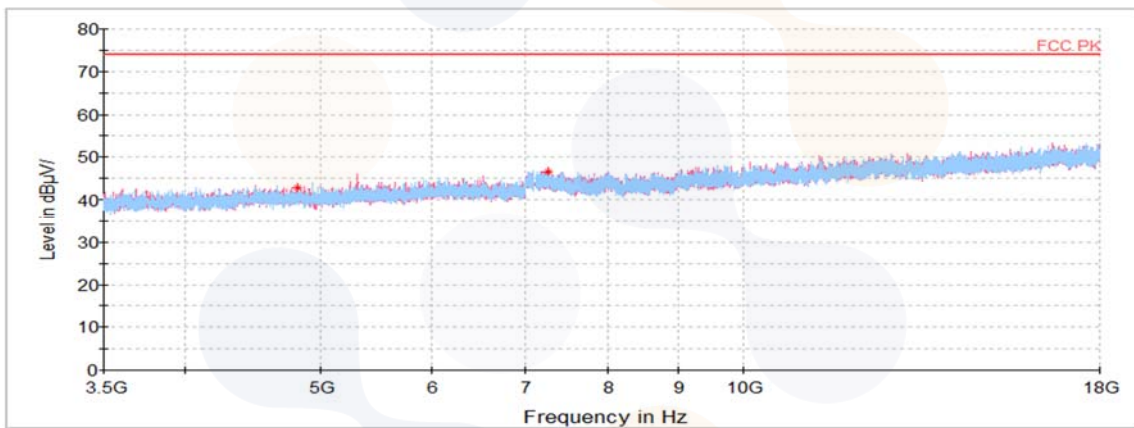
Horizontal/Vertical for Band-edge



Horizontal/Vertical for 1 GHz ~ 3.5 GHz



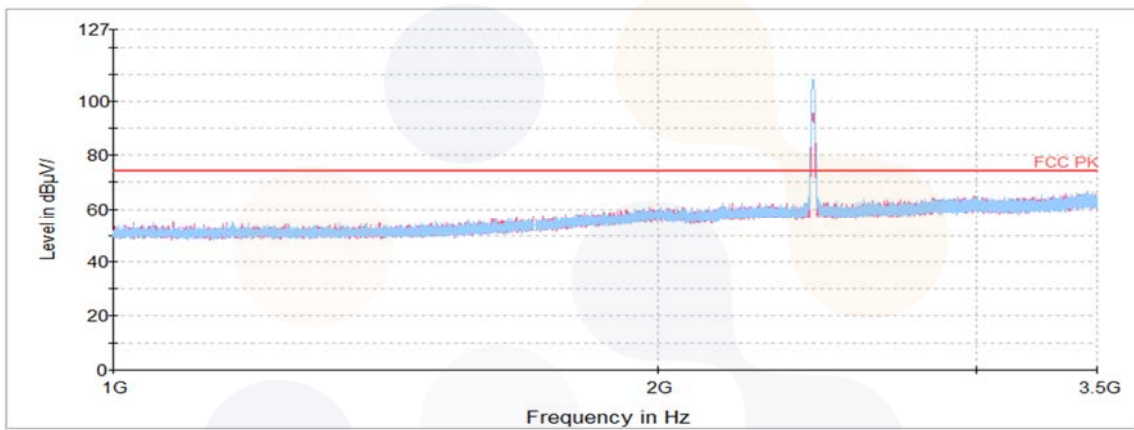
Horizontal/Vertical for 3.5 GHz ~ 18 GHz



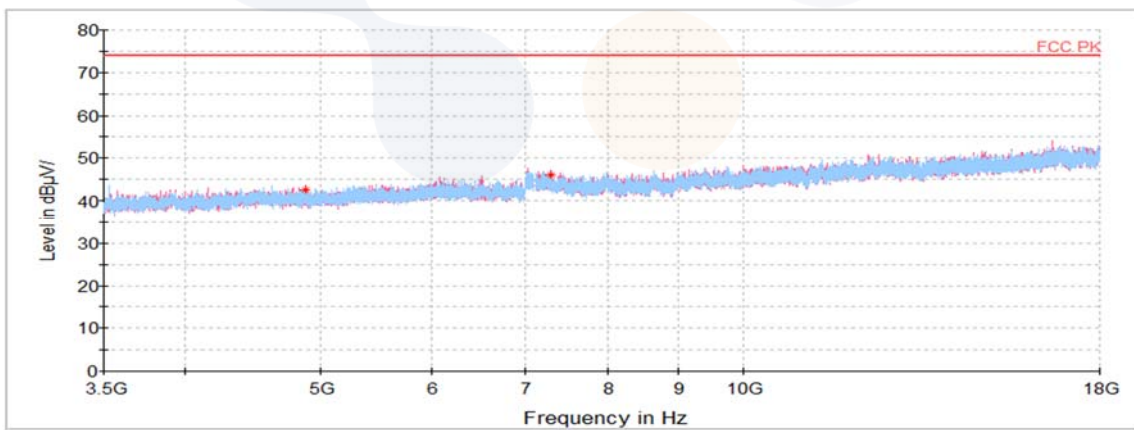
802.11b_2 437 MHz

| Frequency | Pol. | Reading | Ant. Factor | Amp. + Cable | DCF | Result | Limit | Margin |
|--|-------|----------|-------------|--------------|------|------------|------------|--------|
| (MHz) | (V/H) | (dB(μV)) | (dB) | (dB) | (dB) | (dB(μV/m)) | (dB(μV/m)) | (dB) |
| Peak data | | | | | | | | |
| 4 879.43 ¹⁾ | V | 64.06 | 34.05 | -55.72 | - | 42.39 | 74.00 | 31.61 |
| 7 299.97 ¹⁾ | V | 62.48 | 35.80 | -52.16 | - | 46.12 | 74.00 | 27.88 |
| Average Data | | | | | | | | |
| No spurious emissions were detected within 20 dB of the limit. | | | | | | | | |

Horizontal/Vertical for 1 GHz ~ 3.5 GHz



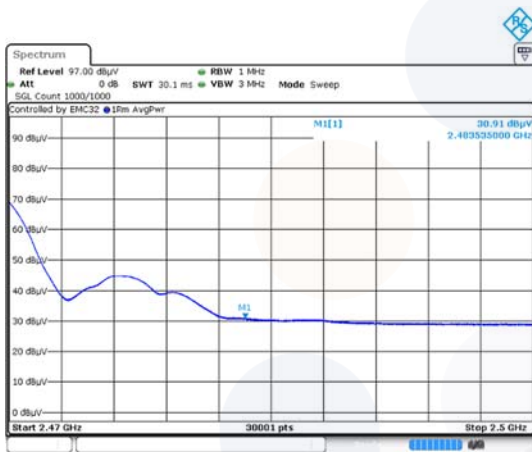
Horizontal/Vertical for 3.5 GHz ~ 18 GHz



802.11b_2 462 MHz

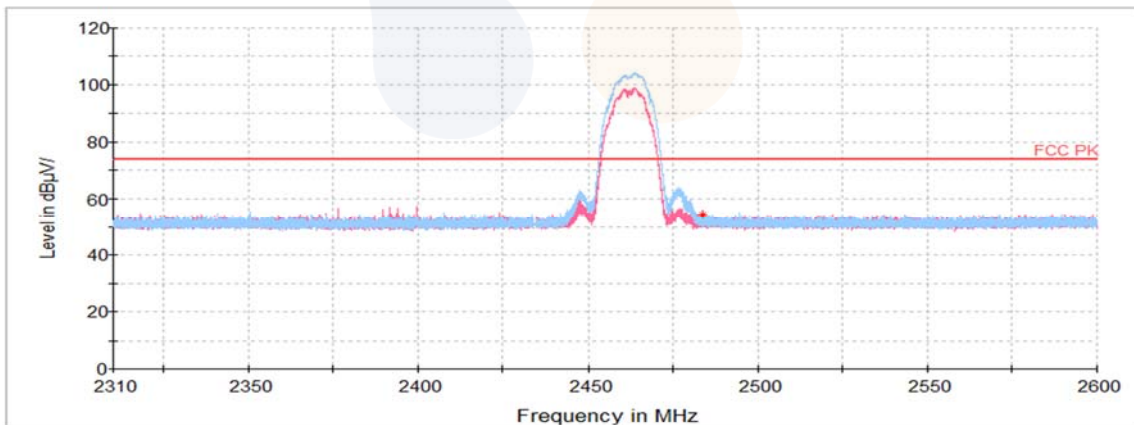
| Frequency | Pol. | Reading | Ant. Factor | Amp. + Cable | DCF | Result | Limit | Margin |
|------------------------|-------|----------|-------------|--------------|------|------------|------------|--------|
| (MHz) | (V/H) | (dB(μV)) | (dB) | (dB) | (dB) | (dB(μV/m)) | (dB(μV/m)) | (dB) |
| Peak data | | | | | | | | |
| 2 483.58 ¹⁾ | H | 40.29 | 32.18 | -17.81 | - | 54.66 | 74.00 | 19.34 |
| 4 920.52 ¹⁾ | V | 63.86 | 34.07 | -55.69 | - | 42.24 | 74.00 | 31.76 |
| 7 302.87 ¹⁾ | V | 64.00 | 35.80 | -52.17 | - | 47.63 | 74.00 | 26.37 |
| Average Data | | | | | | | | |
| 2 483.54 ¹⁾ | H | 30.91 | 32.18 | -17.81 | - | 45.28 | 54.00 | 8.72 |

Average data

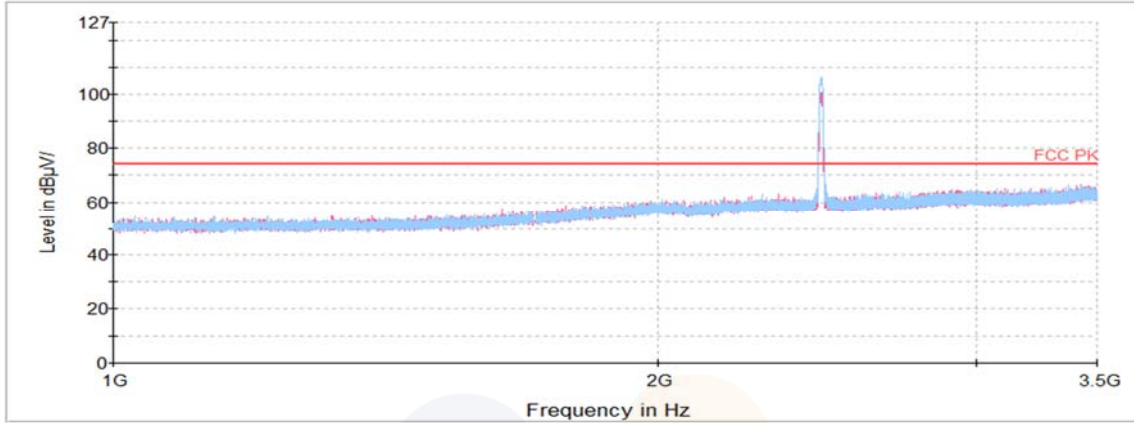


Blank

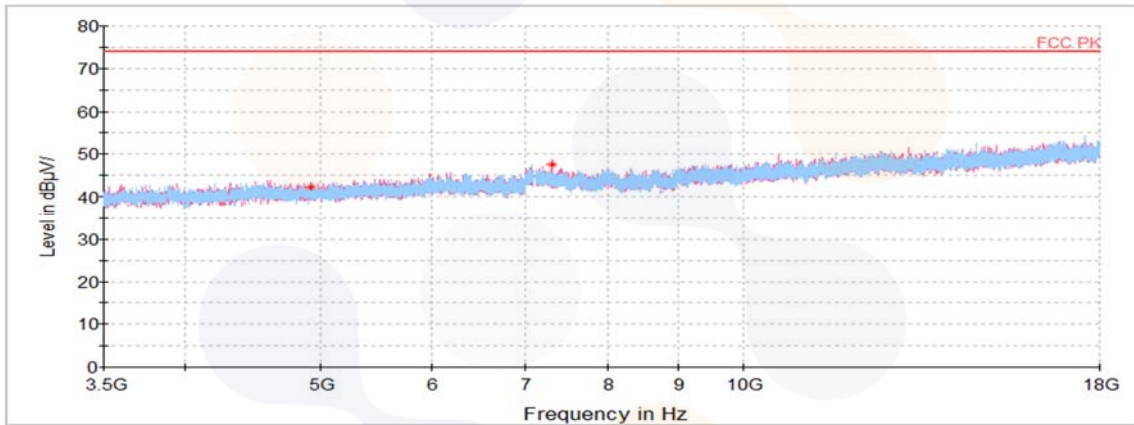
Horizontal/Vertical for Band-edge



Horizontal/Vertical for 1 GHz ~ 3.5 GHz



Horizontal/Vertical for 3.5 GHz ~ 18 GHz

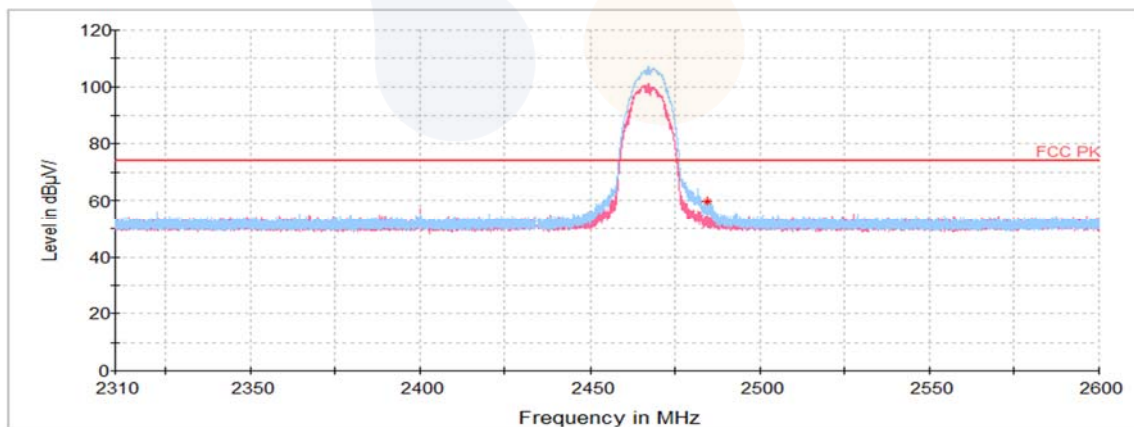


802.11b_2 467 MHz

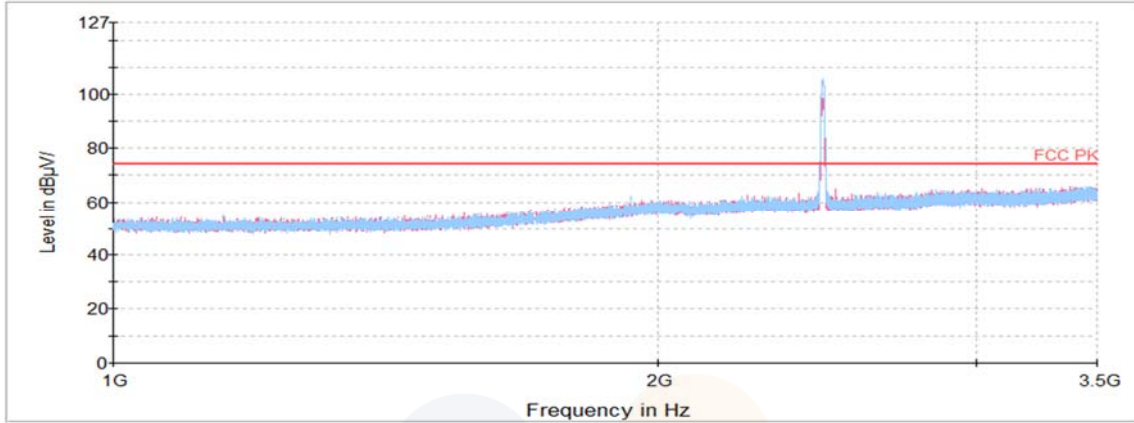
| Frequency | Pol. | Reading | Ant. Factor | Amp. + Cable | DCF | Result | Limit | Margin |
|------------------------|-------|----------|-------------|--------------|------|------------|------------|--------|
| (MHz) | (V/H) | (dB(μV)) | (dB) | (dB) | (dB) | (dB(μV/m)) | (dB(μV/m)) | (dB) |
| Peak data | | | | | | | | |
| 2 484.20 ¹⁾ | H | 44.48 | 32.18 | -17.81 | - | 58.85 | 74.00 | 15.15 |
| 4 916.17 ¹⁾ | H | 64.19 | 34.07 | -55.70 | - | 42.56 | 74.00 | 31.44 |
| 7 423.22 ¹⁾ | V | 62.75 | 35.80 | -52.29 | - | 46.26 | 74.00 | 27.74 |
| Average Data | | | | | | | | |
| 2 484.20 ¹⁾ | H | 36.74 | 32.18 | -17.81 | - | 51.11 | 54.00 | 2.89 |

Average data

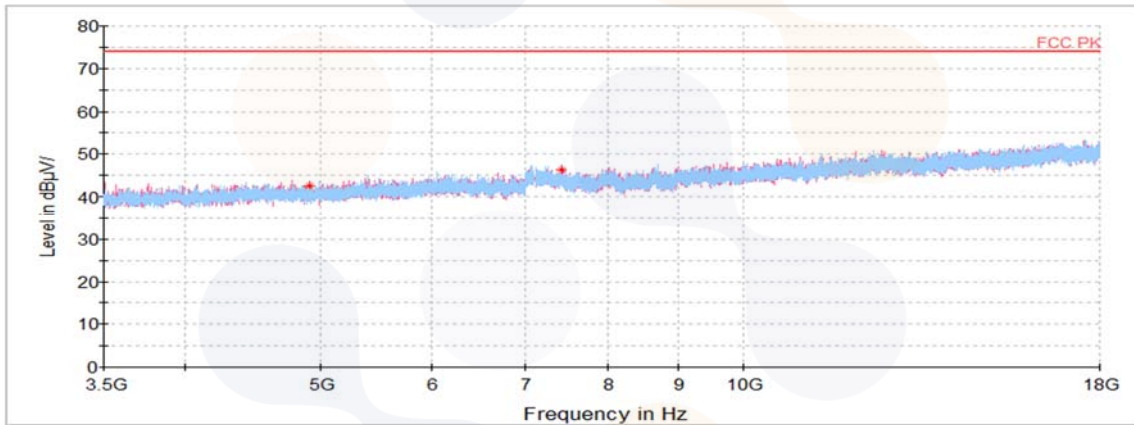

Blank

Horizontal/Vertical for Band-edge


Horizontal/Vertical for 1 GHz ~ 3.5 GHz



Horizontal/Vertical for 3.5 GHz ~ 18 GHz



802.11b_2 472 MHz

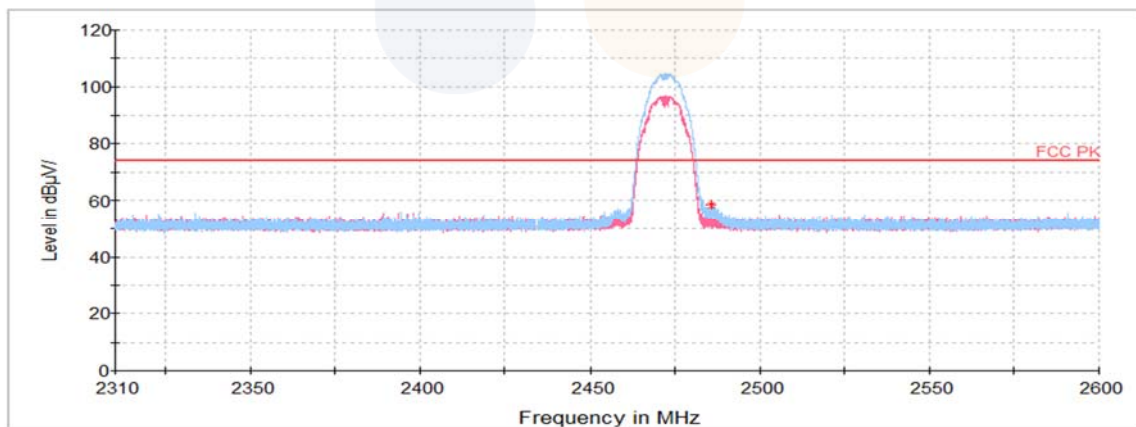
| Frequency | Pol. | Reading | Ant. Factor | Amp. + Cable | DCF | Result | Limit | Margin |
|---------------------|-------|----------|-------------|--------------|------|------------|------------|--------|
| (MHz) | (V/H) | (dB(μV)) | (dB) | (dB) | (dB) | (dB(μV/m)) | (dB(μV/m)) | (dB) |
| Peak data | | | | | | | | |
| 2 484.60 | H | 44.13 | 32.18 | -17.81 | - | 58.50 | 74.00 | 15.50 |
| 3 992.52 | V | 72.50 | 33.29 | -56.86 | - | 48.93 | 74.00 | 25.07 |
| 4 942.75 | V | 63.78 | 34.08 | -55.65 | - | 42.21 | 74.00 | 31.79 |
| 7 384.07 | V | 61.88 | 35.80 | -52.25 | - | 45.43 | 74.00 | 28.57 |
| Average Data | | | | | | | | |
| 2 484.60 | H | 37.14 | 32.18 | -17.81 | - | 51.51 | 54.00 | 2.49 |

Average data

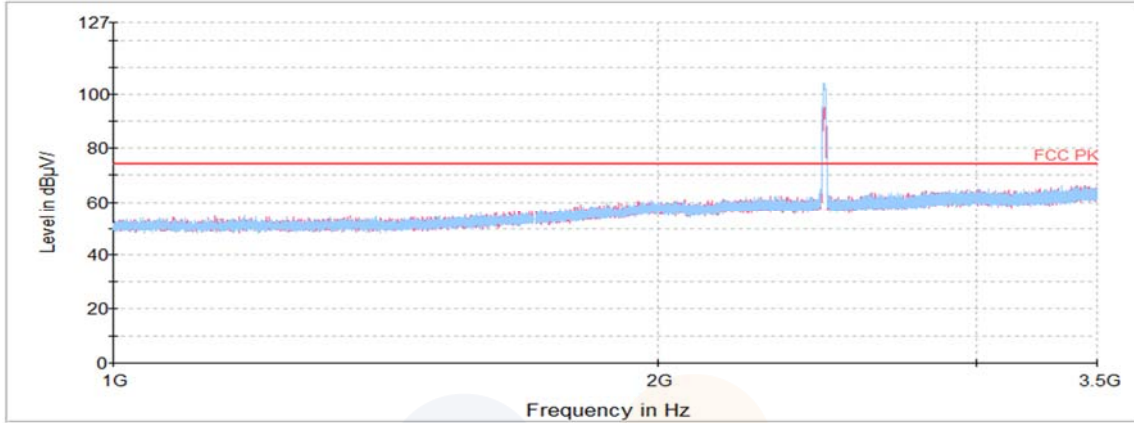


Blank

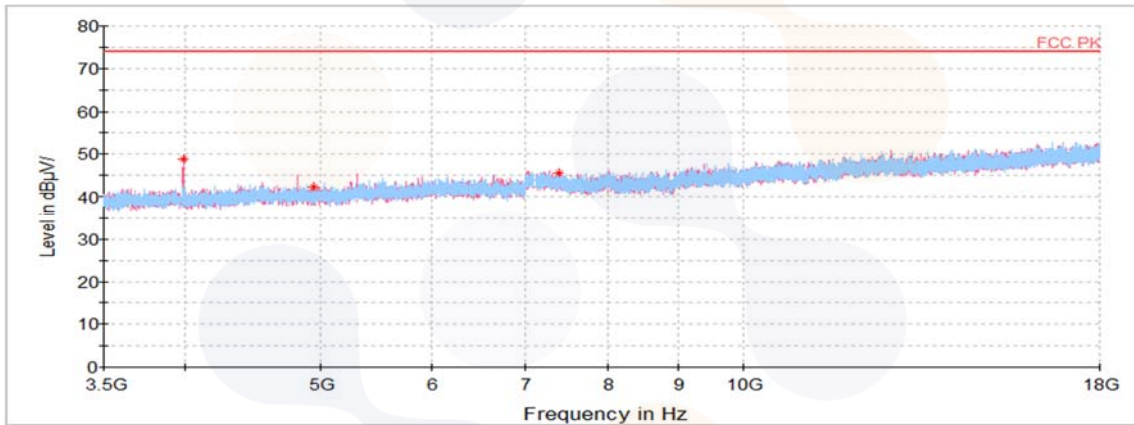
Horizontal/Vertical for Band-edge



Horizontal/Vertical for 1 GHz ~ 3.5 GHz



Horizontal/Vertical for 3.5 GHz ~ 18 GHz



802.11g_2 412 MHz

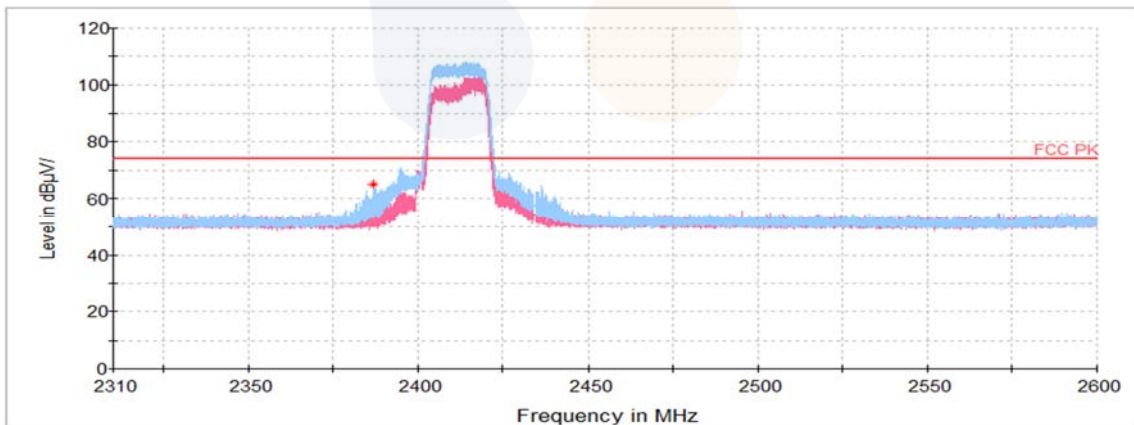
| Frequency | Pol. | Reading | Ant. Factor | Amp. + Cable | DCF | Result | Limit | Margin |
|------------------------|-------|----------|-------------|--------------|------|------------|------------|--------|
| (MHz) | (V/H) | (dB(μV)) | (dB) | (dB) | (dB) | (dB(μV/m)) | (dB(μV/m)) | (dB) |
| Peak data | | | | | | | | |
| 2 389.98 ¹⁾ | H | 50.61 | 32.09 | -17.87 | - | 64.83 | 74.00 | 9.17 |
| 4 817.08 ¹⁾ | H | 64.74 | 34.03 | -55.70 | - | 43.07 | 74.00 | 30.93 |
| 7 250.67 ¹⁾ | V | 62.68 | 35.80 | -52.11 | - | 46.37 | 74.00 | 27.63 |
| Average Data | | | | | | | | |
| 2 389.98 ¹⁾ | H | 36.95 | 32.09 | -17.87 | 0.22 | 51.39 | 54.00 | 2.61 |

Average data

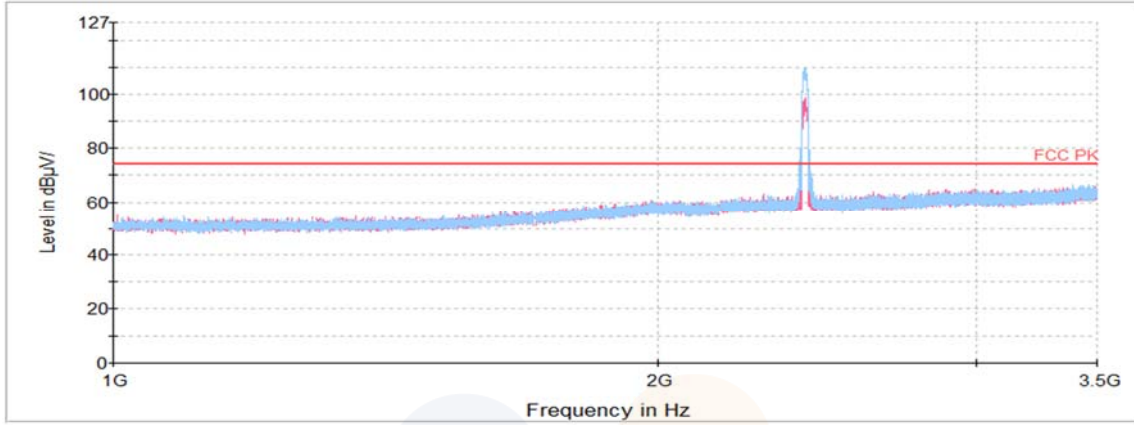


Blank

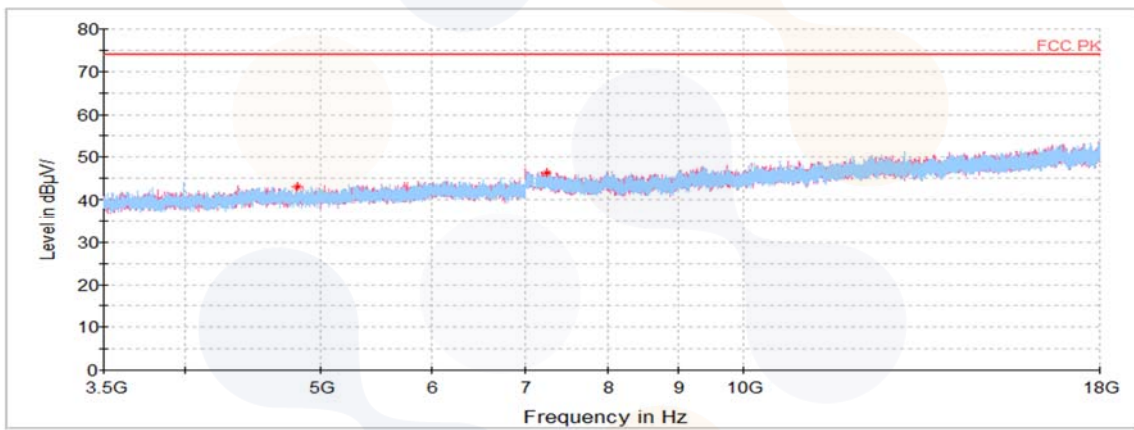
Horizontal/Vertical for Band-edge



Horizontal/Vertical for 1 GHz ~ 3.5 GHz



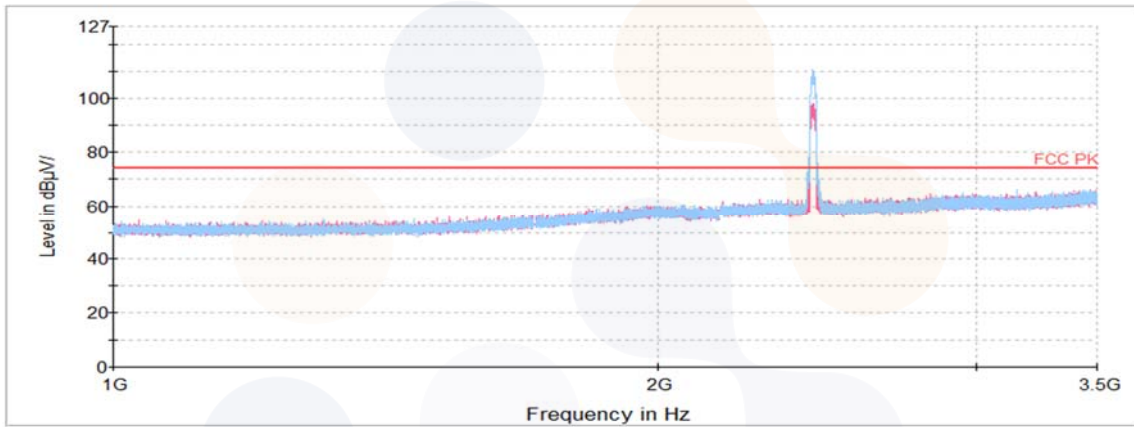
Horizontal/Vertical for 3.5 GHz ~ 18 GHz



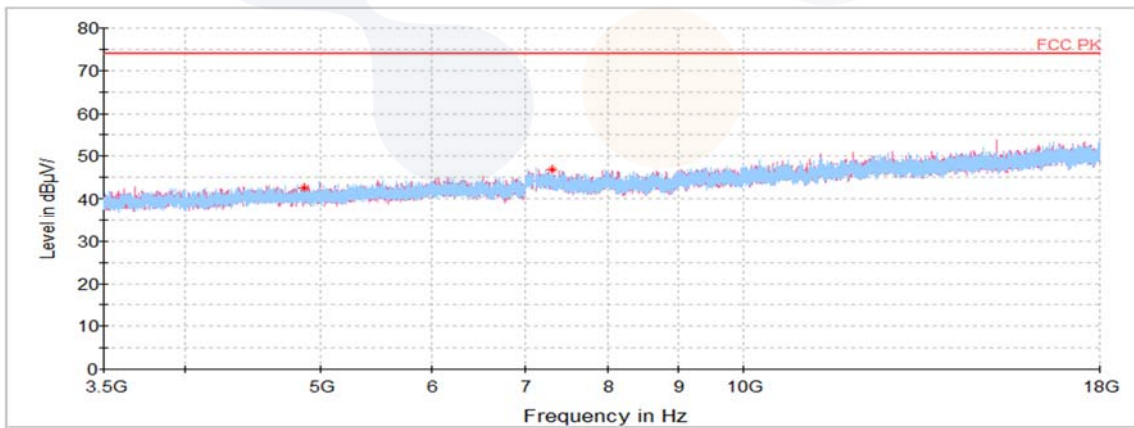
802.11g_2 437 MHz

| Frequency (MHz) | Pol. (V/H) | Reading (dB(μV)) | Ant. Factor (dB) | Amp. + Cable (dB) | DCF (dB) | Result (dB(μV/m)) | Limit (dB(μV/m)) | Margin (dB) |
|--|---------------|---------------------|---------------------|----------------------|-------------|----------------------|---------------------|----------------|
| Peak data | | | | | | | | |
| 4 865.90 ¹⁾ | H | 64.28 | 34.05 | -55.72 | - | 42.61 | 74.00 | 31.39 |
| 7 301.42 ¹⁾ | V | 63.13 | 35.80 | -52.17 | - | 46.76 | 74.00 | 27.24 |
| Average Data | | | | | | | | |
| No spurious emissions were detected within 20 dB of the limit. | | | | | | | | |

Horizontal/Vertical for 1 GHz ~ 3.5 GHz



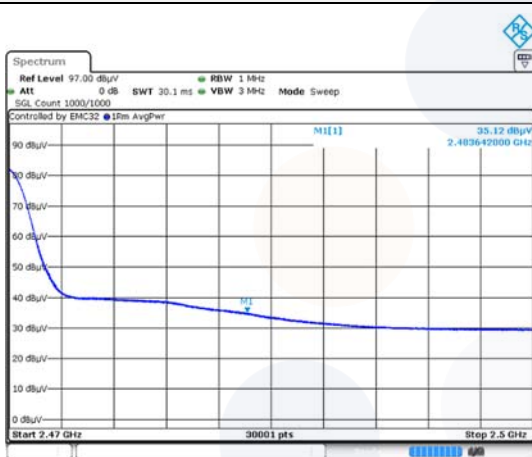
Horizontal/Vertical for 3.5 GHz ~ 18 GHz



802.11g_2 462 MHz

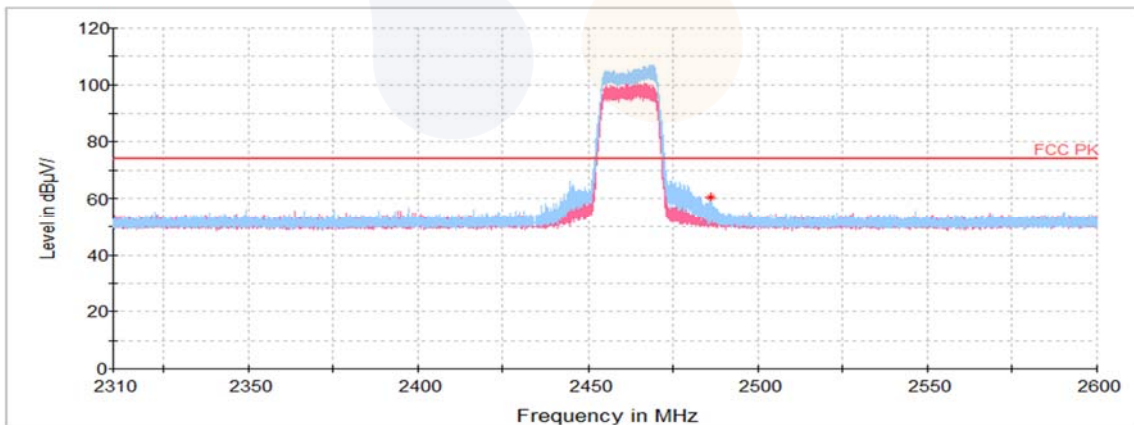
| Frequency | Pol. | Reading | Ant. Factor | Amp. + Cable | DCF | Result | Limit | Margin |
|------------------------|-------|----------|-------------|--------------|------|------------|------------|--------|
| (MHz) | (V/H) | (dB(μV)) | (dB) | (dB) | (dB) | (dB(μV/m)) | (dB(μV/m)) | (dB) |
| Peak data | | | | | | | | |
| 2 483.64 ¹⁾ | H | 46.13 | 32.18 | -17.81 | - | 60.50 | 74.00 | 13.50 |
| 4 954.83 ¹⁾ | H | 64.30 | 34.08 | -55.62 | - | 42.76 | 74.00 | 31.24 |
| 7 399.05 ¹⁾ | H | 62.17 | 35.80 | -52.27 | - | 45.70 | 74.00 | 28.30 |
| Average Data | | | | | | | | |
| 2 483.64 ¹⁾ | H | 35.12 | 32.18 | -17.81 | 0.22 | 49.71 | 54.00 | 4.29 |

Average data

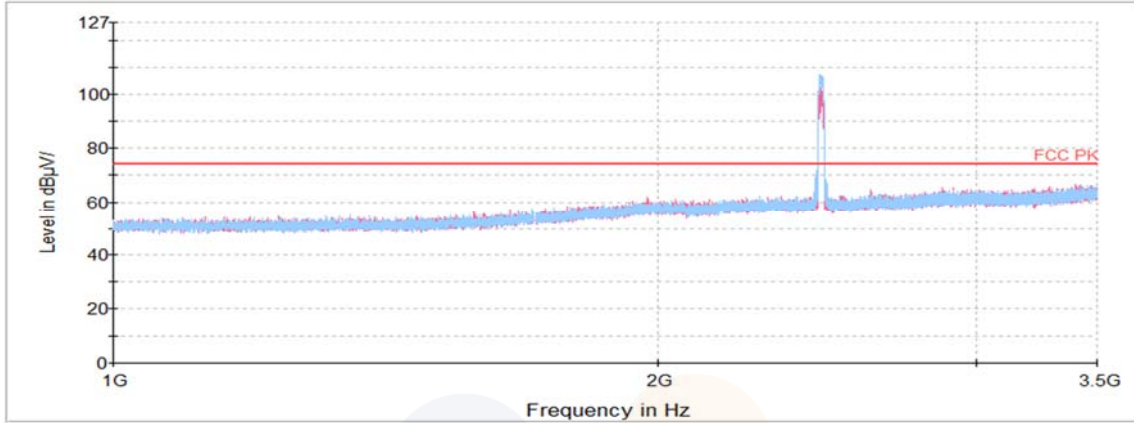


Blank

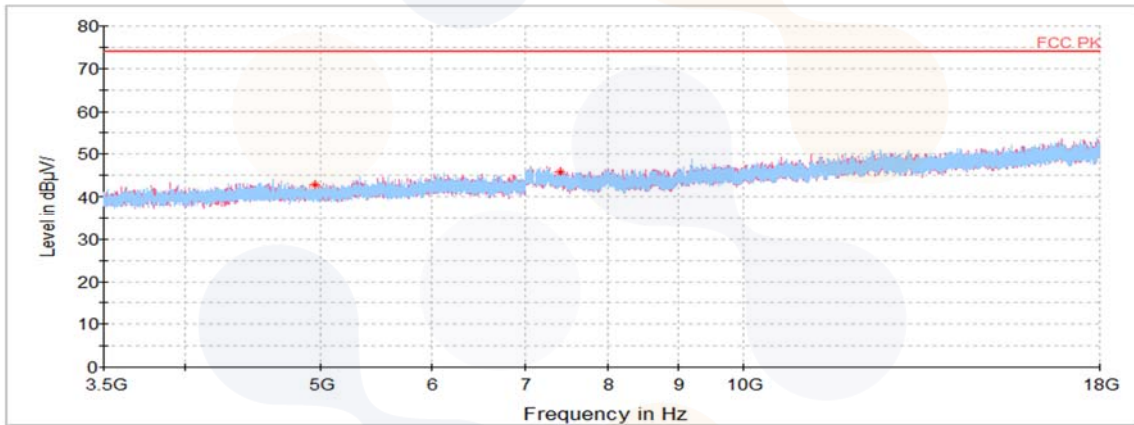
Horizontal/Vertical for Band-edge



Horizontal/Vertical for 1 GHz ~ 3.5 GHz



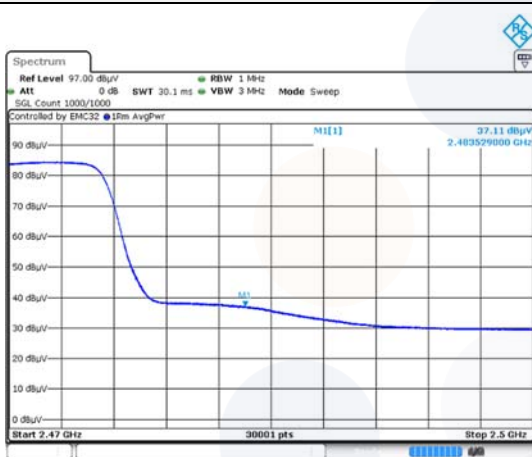
Horizontal/Vertical for 3.5 GHz ~ 18 GHz



802.11g_2 467 MHz

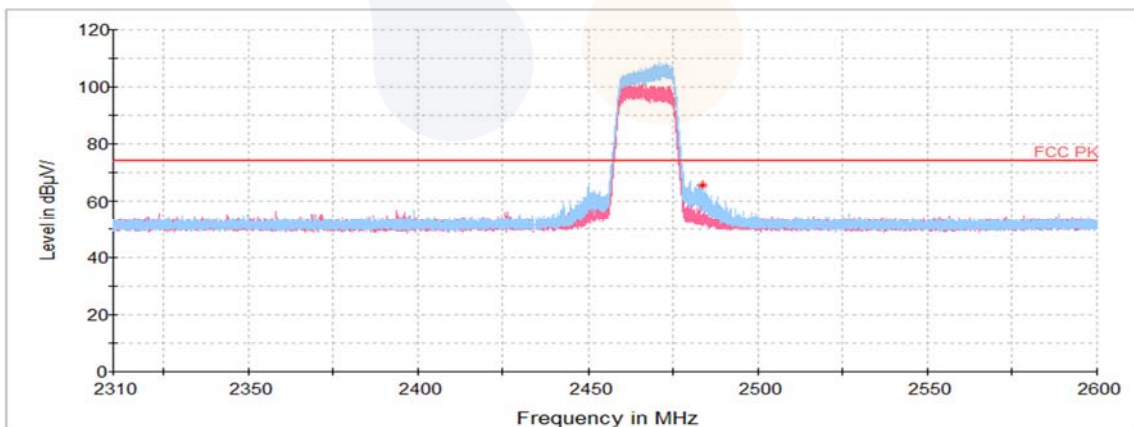
| Frequency | Pol. | Reading | Ant. Factor | Amp. + Cable | DCF | Result | Limit | Margin |
|------------------------|-------|----------|-------------|--------------|------|------------|------------|--------|
| (MHz) | (V/H) | (dB(μV)) | (dB) | (dB) | (dB) | (dB(μV/m)) | (dB(μV/m)) | (dB) |
| Peak data | | | | | | | | |
| 2 483.53 ¹⁾ | H | 48.35 | 32.18 | -17.81 | - | 62.72 | 74.00 | 11.28 |
| 4 951.93 ¹⁾ | V | 64.63 | 34.08 | -55.63 | - | 43.08 | 74.00 | 30.92 |
| 7 383.58 ¹⁾ | V | 62.52 | 35.80 | -52.25 | - | 46.07 | 74.00 | 27.93 |
| Average Data | | | | | | | | |
| 2 483.53 ¹⁾ | H | 37.11 | 32.18 | -17.81 | 0.22 | 51.70 | 54.00 | 2.30 |

Average data

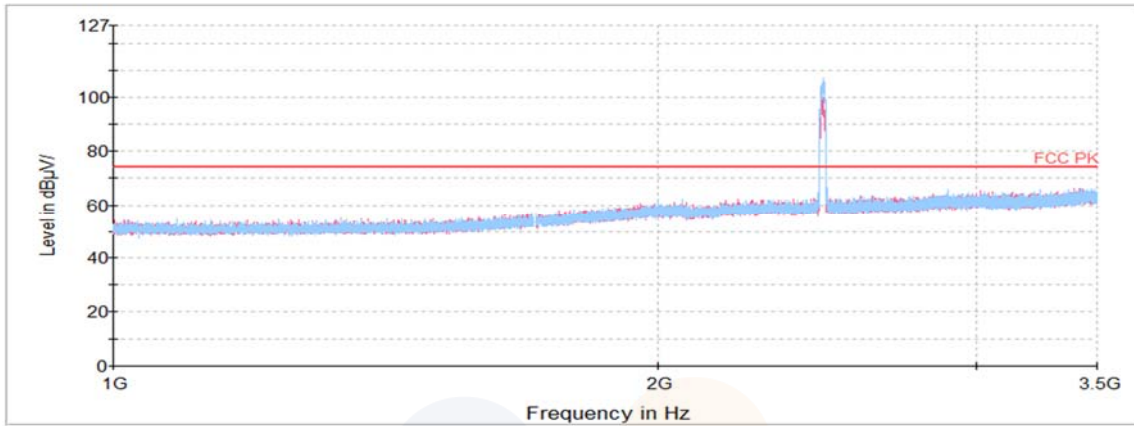


Blank

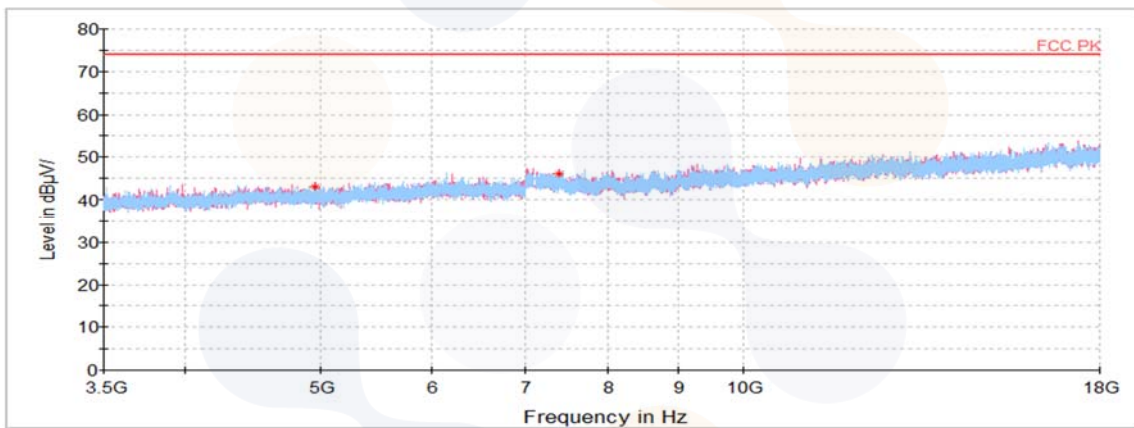
Horizontal/Vertical for Band-edge



Horizontal/Vertical for 1 GHz ~ 3.5 GHz



Horizontal/Vertical for 3.5 GHz ~ 18 GHz



802.11g_2 472 MHz

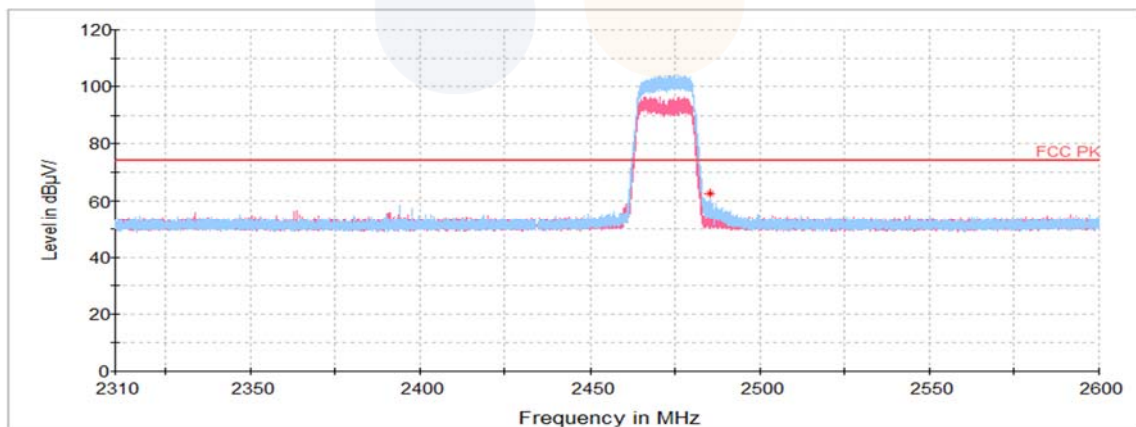
| Frequency | Pol. | Reading | Ant. Factor | Amp. + Cable | DCF | Result | Limit | Margin |
|------------------------|-------|----------|-------------|--------------|------|------------|------------|--------|
| (MHz) | (V/H) | (dB(μV)) | (dB) | (dB) | (dB) | (dB(μV/m)) | (dB(μV/m)) | (dB) |
| Peak data | | | | | | | | |
| 2 483.51 ¹⁾ | H | 47.93 | 32.18 | -17.81 | - | 62.30 | 74.00 | 11.70 |
| 3 993.48 ¹⁾ | V | 71.58 | 33.29 | -56.87 | - | 48.00 | 74.00 | 26.00 |
| 4 935.50 ¹⁾ | V | 63.66 | 34.07 | -55.66 | - | 42.07 | 74.00 | 31.93 |
| 7 397.60 ¹⁾ | V | 62.02 | 35.80 | -52.27 | - | 45.55 | 74.00 | 28.45 |
| Average Data | | | | | | | | |
| 2 483.51 ¹⁾ | H | 37.19 | 32.18 | -17.81 | 0.22 | 51.78 | 54.00 | 2.22 |

Average data

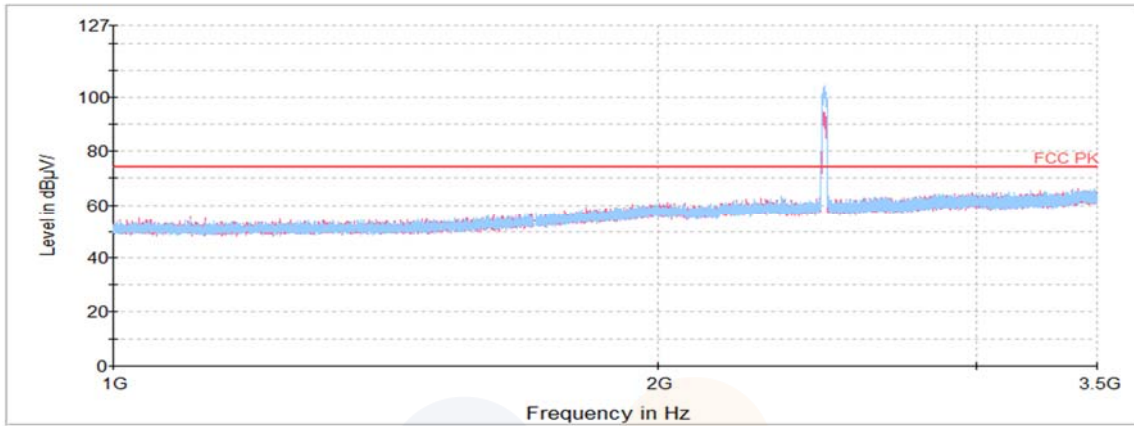


Blank

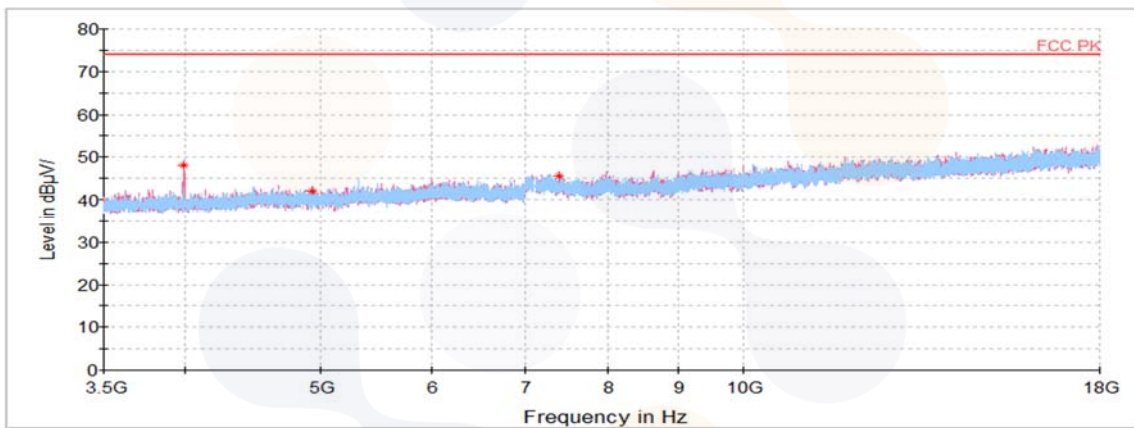
Horizontal/Vertical for Band-edge



Horizontal/Vertical for 1 GHz ~ 3.5 GHz



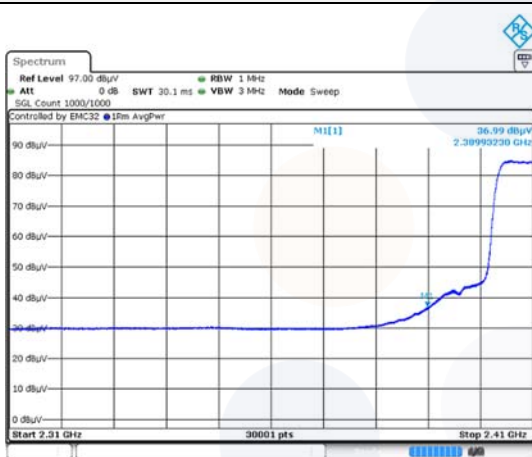
Horizontal/Vertical for 3.5 GHz ~ 18 GHz



802.11n_HT20_2 412 MHz

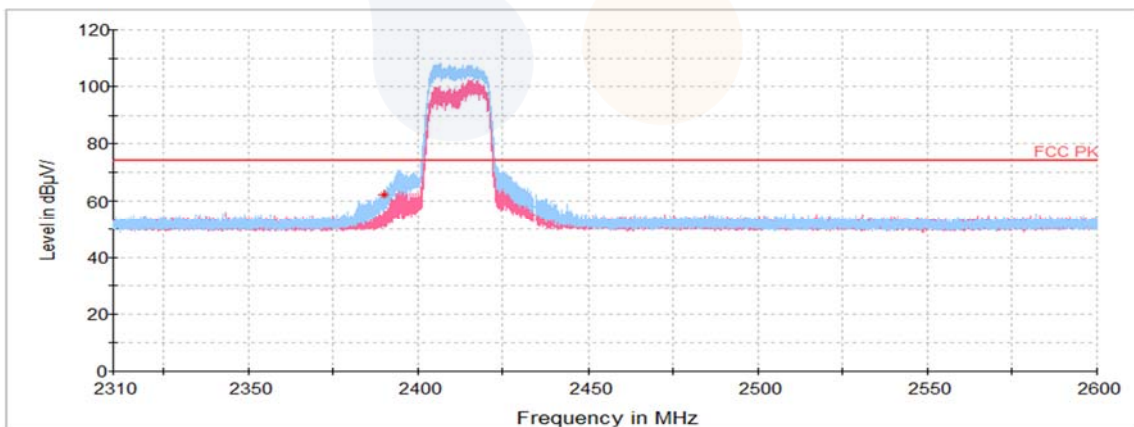
| Frequency | Pol. | Reading | Ant. Factor | Amp. + Cable | DCF | Result | Limit | Margin |
|------------------------|-------|----------|-------------|--------------|------|------------|------------|--------|
| (MHz) | (V/H) | (dB(μV)) | (dB) | (dB) | (dB) | (dB(μV/m)) | (dB(μV/m)) | (dB) |
| Peak data | | | | | | | | |
| 2 389.93 ¹⁾ | H | 48.02 | 32.09 | -17.87 | - | 62.24 | 74.00 | 11.76 |
| 4 811.28 ¹⁾ | H | 64.83 | 34.02 | -55.70 | - | 43.15 | 74.00 | 30.85 |
| 7 217.80 | H | 62.98 | 35.80 | -52.08 | - | 46.70 | 74.00 | 27.30 |
| Average Data | | | | | | | | |
| 2 389.93 ¹⁾ | H | 36.99 | 32.09 | -17.87 | 0.26 | 51.47 | 54.00 | 2.53 |

Average data

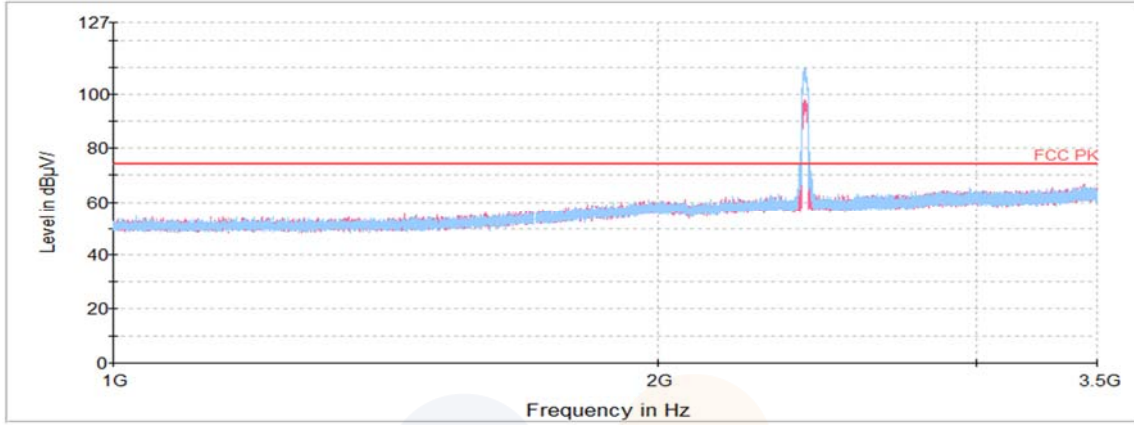


Blank

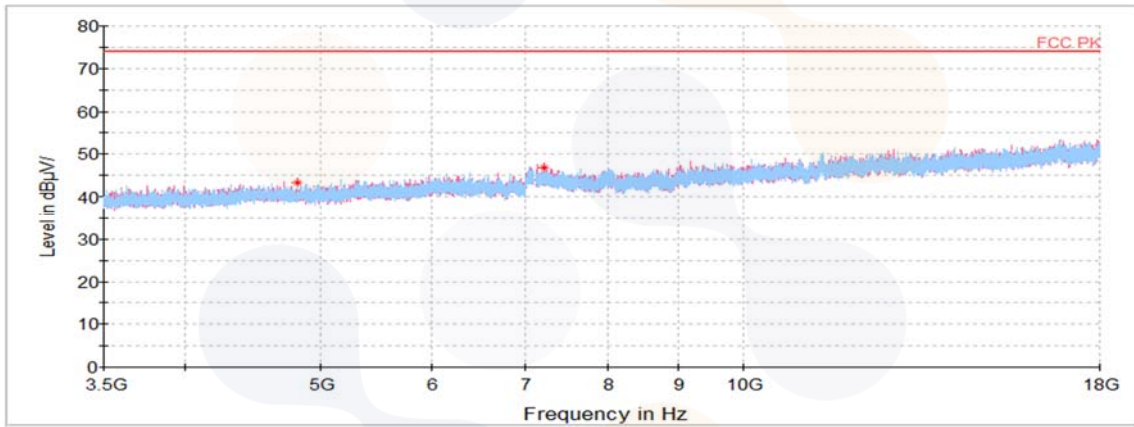
Horizontal/Vertical for Band-edge



Horizontal/Vertical for 1 GHz ~ 3.5 GHz



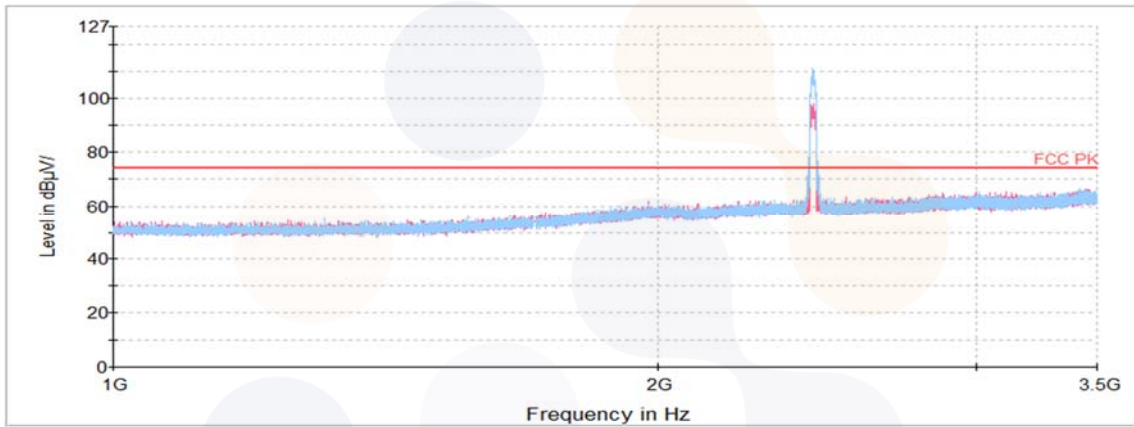
Horizontal/Vertical for 3.5 GHz ~ 18 GHz



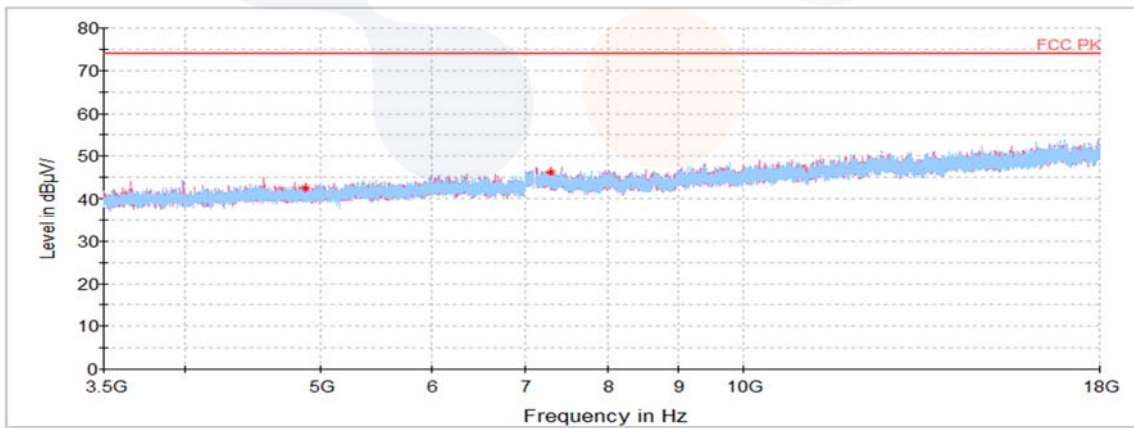
802.11n_HT20_2 437 MHz

| Frequency (MHz) | Pol. (V/H) | Reading (dB(μV)) | Ant. Factor (dB) | Amp. + Cable (dB) | DCF (dB) | Result (dB(μV/m)) | Limit (dB(μV/m)) | Margin (dB) |
|--|---------------|---------------------|---------------------|----------------------|-------------|----------------------|---------------------|----------------|
| Peak data | | | | | | | | |
| 4 880.40 ¹⁾ | V | 64.15 | 34.05 | -55.72 | - | 42.48 | 74.00 | 31.52 |
| 7 293.20 ¹⁾ | H | 62.63 | 35.80 | -52.16 | - | 46.27 | 74.00 | 27.73 |
| Average Data | | | | | | | | |
| No spurious emissions were detected within 20 dB of the limit. | | | | | | | | |

Horizontal/Vertical for 1 GHz ~ 3.5 GHz



Horizontal/Vertical for 3.5 GHz ~ 18 GHz



802.11n_HT20_2 462 MHz

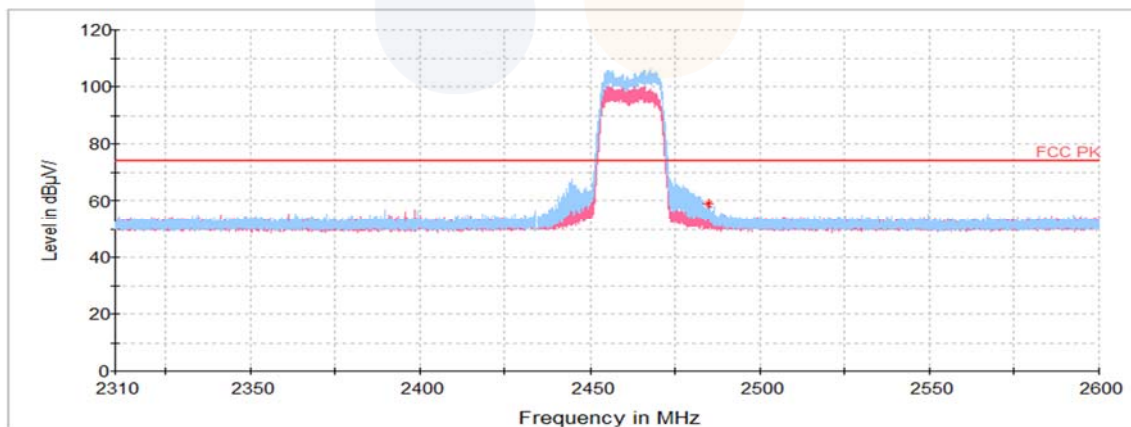
| Frequency | Pol. | Reading | Ant. Factor | Amp. + Cable | DCF | Result | Limit | Margin |
|------------------------|-------|----------|-------------|--------------|------|------------|------------|--------|
| (MHz) | (V/H) | (dB(μV)) | (dB) | (dB) | (dB) | (dB(μV/m)) | (dB(μV/m)) | (dB) |
| Peak data | | | | | | | | |
| 2 483.51 ¹⁾ | H | 44.58 | 32.18 | -17.81 | - | 58.95 | 74.00 | 15.05 |
| 3 997.35 ¹⁾ | H | 67.94 | 33.30 | -56.88 | - | 44.36 | 74.00 | 29.64 |
| 4 943.72 ¹⁾ | H | 64.44 | 34.08 | -55.65 | - | 42.87 | 74.00 | 31.13 |
| 7 373.92 ¹⁾ | V | 62.39 | 35.80 | -52.24 | - | 45.95 | 74.00 | 28.05 |
| Average Data | | | | | | | | |
| 2 483.51 ¹⁾ | H | 35.07 | 32.18 | -17.81 | 0.26 | 49.70 | 54.00 | 4.30 |

Average data

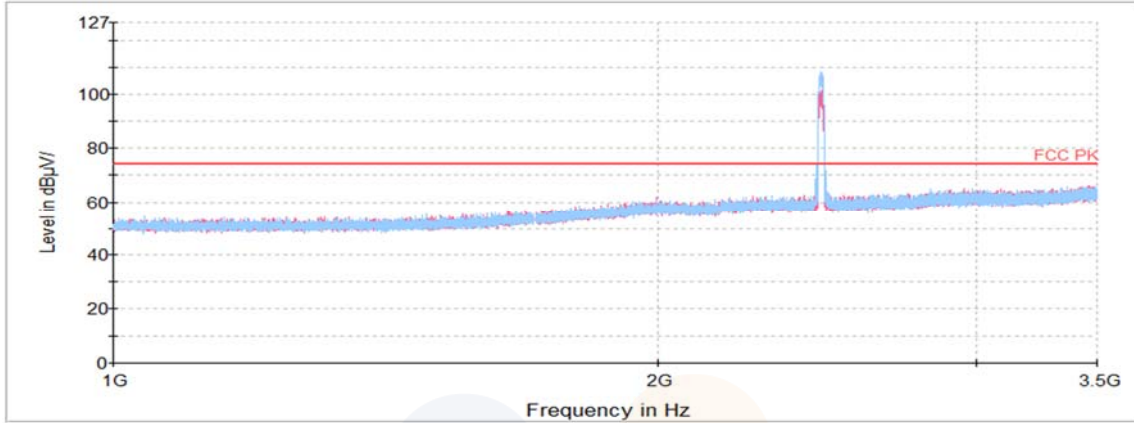


Blank

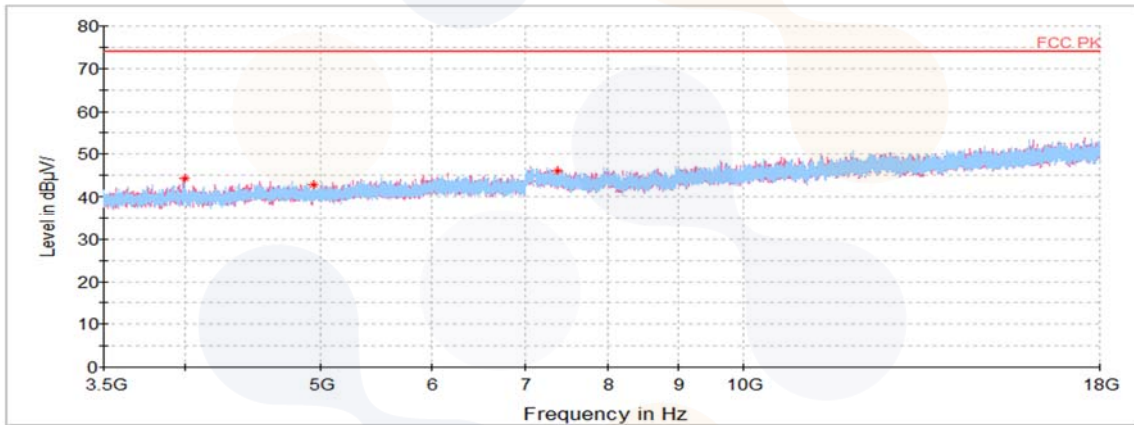
Horizontal/Vertical for Band-edge



Horizontal/Vertical for 1 GHz ~ 3.5 GHz



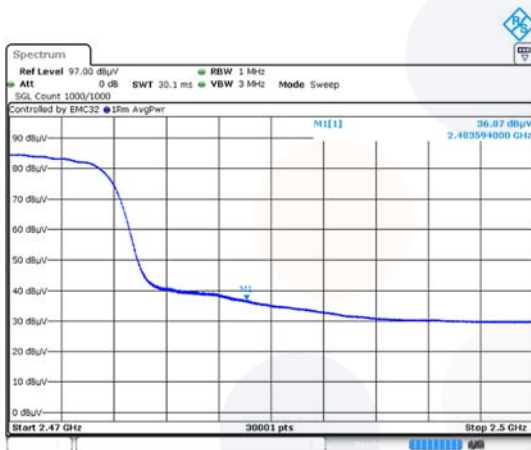
Horizontal/Vertical for 3.5 GHz ~ 18 GHz



802.11n_HT20_2 467 MHz

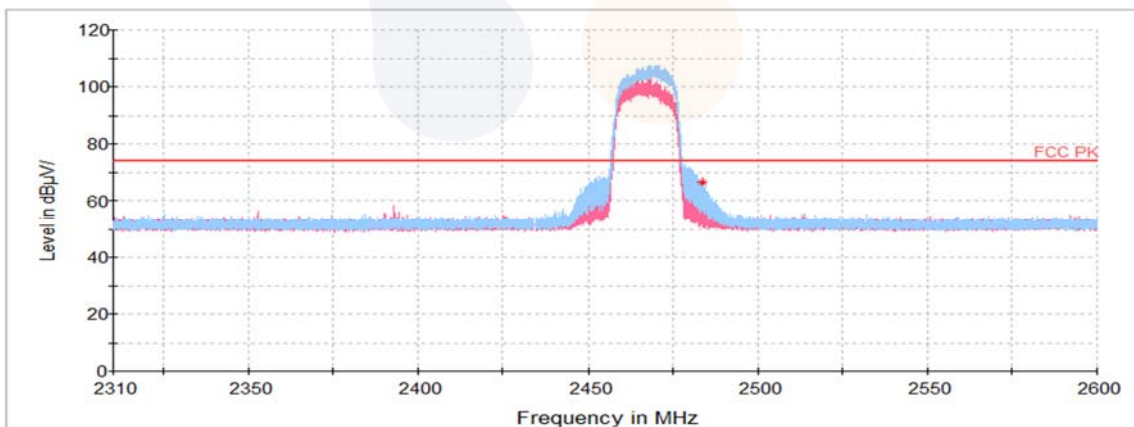
| Frequency | Pol. | Reading | Ant. Factor | Amp. + Cable | DCF | Result | Limit | Margin |
|------------------------|-------|----------|-------------|--------------|------|------------|------------|--------|
| (MHz) | (V/H) | (dB(μV)) | (dB) | (dB) | (dB) | (dB(μV/m)) | (dB(μV/m)) | (dB) |
| Peak data | | | | | | | | |
| 2 483.59 ¹⁾ | H | 49.66 | 32.18 | -17.81 | - | 64.03 | 74.00 | 9.97 |
| 4 918.10 ¹⁾ | H | 64.91 | 34.07 | -55.70 | - | 43.28 | 74.00 | 30.72 |
| 7 405.82 ¹⁾ | V | 63.02 | 35.80 | -52.27 | - | 46.55 | 74.00 | 27.45 |
| Average Data | | | | | | | | |
| 2 483.59 ¹⁾ | H | 36.87 | 32.18 | -17.81 | 0.26 | 51.50 | 54.00 | 2.50 |

Average data

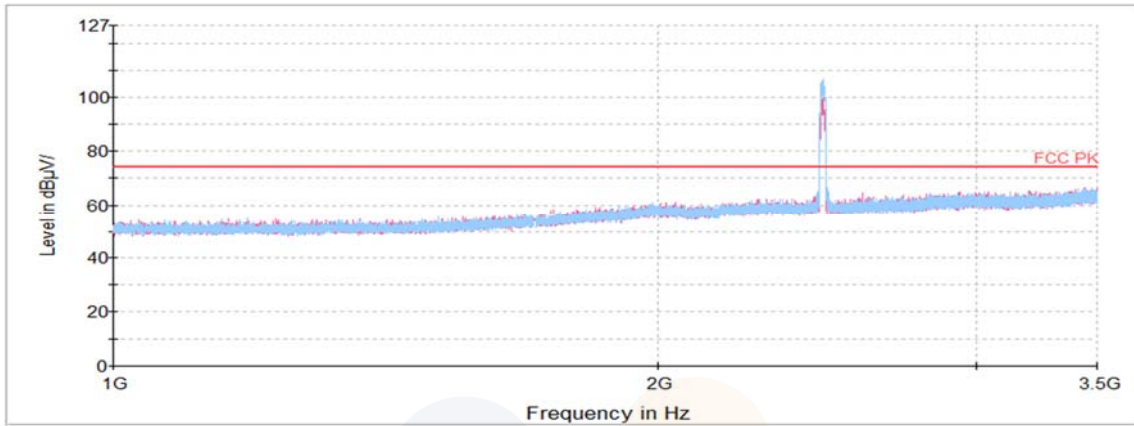


Blank

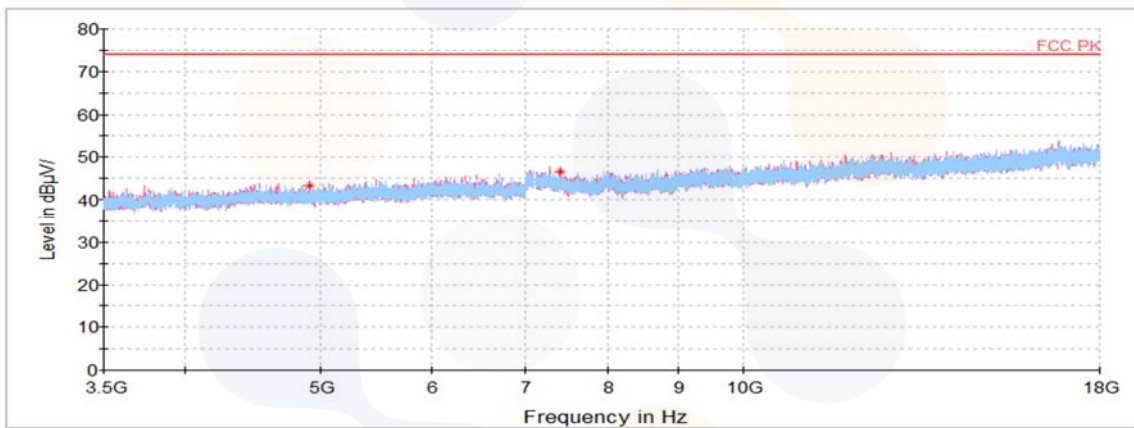
Horizontal/Vertical for Band-edge



Horizontal/Vertical for 1 GHz ~ 3.5 GHz



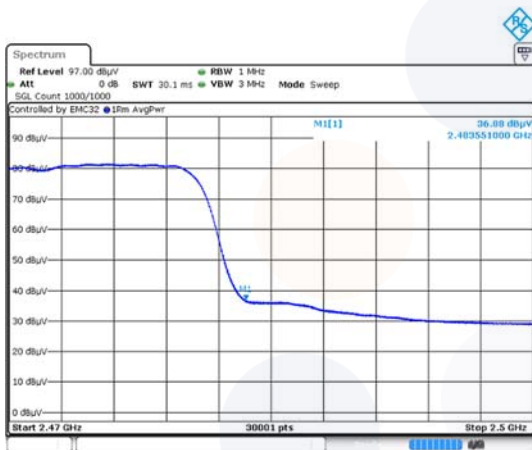
Horizontal/Vertical for 3.5 GHz ~ 18 GHz



802.11n_HT20_2 472 MHz

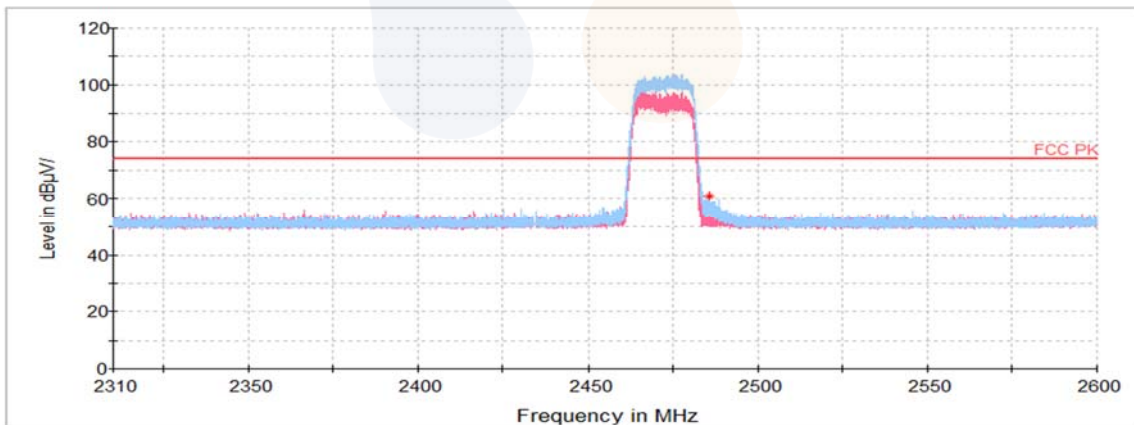
| Frequency | Pol. | Reading | Ant. Factor | Amp. + Cable | DCF | Result | Limit | Margin |
|------------------------|-------|----------|-------------|--------------|------|------------|------------|--------|
| (MHz) | (V/H) | (dB(μV)) | (dB) | (dB) | (dB) | (dB(μV/m)) | (dB(μV/m)) | (dB) |
| Peak data | | | | | | | | |
| 2 483.55 ¹⁾ | H | 46.41 | 32.18 | -17.81 | - | 60.78 | 74.00 | 13.22 |
| 4 973.68 ¹⁾ | V | 63.27 | 34.09 | -55.59 | - | 41.77 | 74.00 | 32.23 |
| 7 450.28 ¹⁾ | H | 61.79 | 35.80 | -52.32 | - | 45.27 | 74.00 | 28.73 |
| Average Data | | | | | | | | |
| 2 483.55 ¹⁾ | H | 36.88 | 32.18 | -17.81 | 0.26 | 51.51 | 54.00 | 2.49 |

Average data

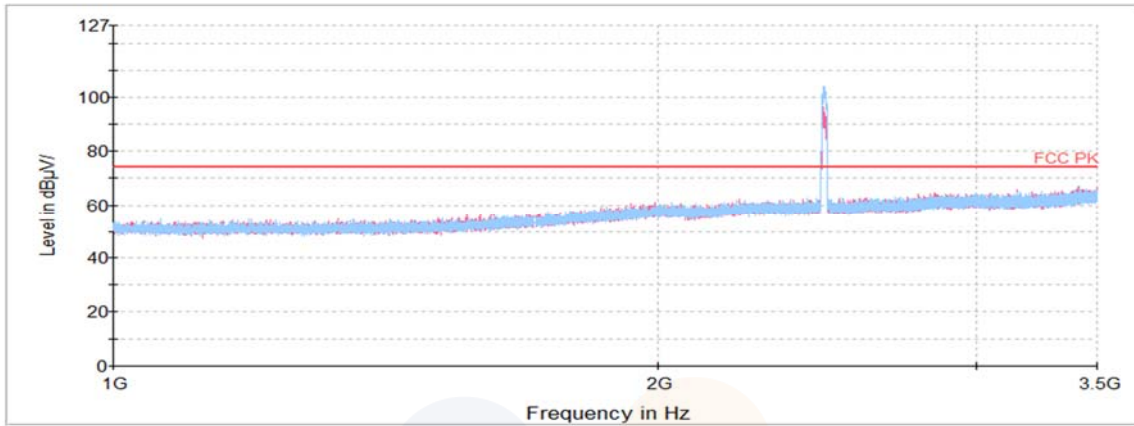


Blank

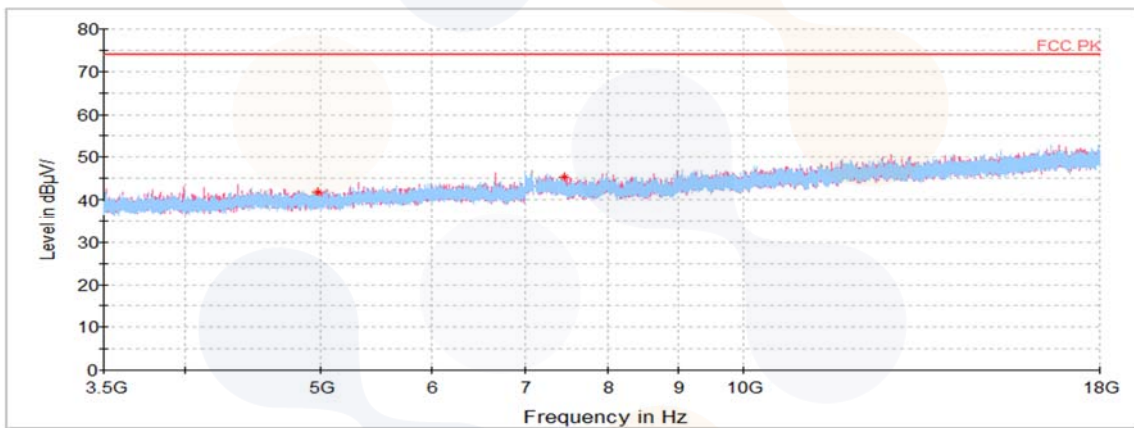
Horizontal/Vertical for Band-edge



Horizontal/Vertical for 1 GHz ~ 3.5 GHz

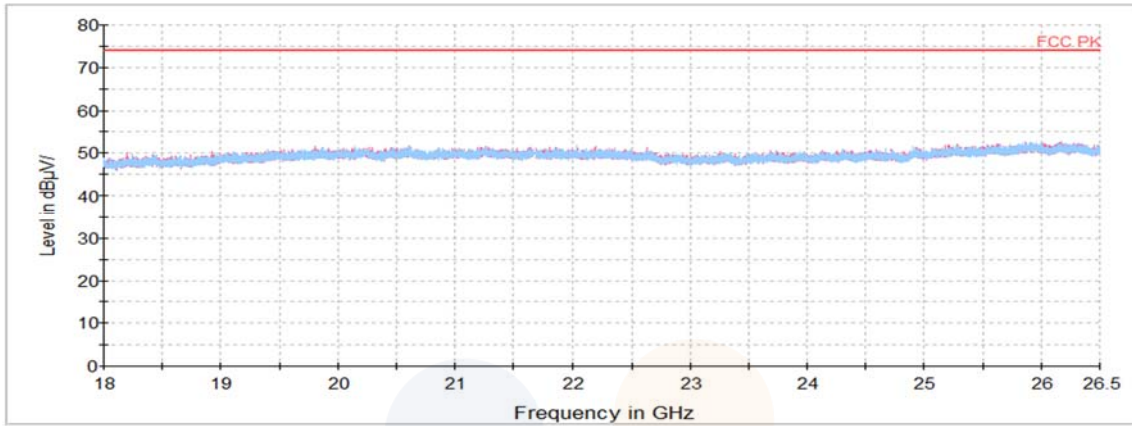


Horizontal/Vertical for 3.5 GHz ~ 18 GHz



Test results (Above 18 GHz) – Worst case: 802.11g / 2 472 MHz

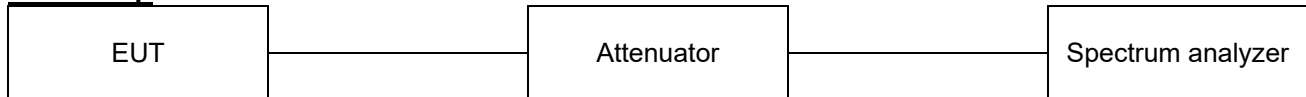
Horizontal/Vertical for 18 GHz ~ 26.5 GHz



Note: The Worst case was based on the lowest margin condition considering Harmonic and Spurious Emission

7.5. Conducted Spurious Emission

Test setup



Limit

According to §15.247(d) and RSS-247(5.5), In any 100 kHz bandwidth outside the frequency band in which the spread spectrum or digitally modulated intentional radiator is operation, the radio frequency power that is produced by the intentional radiator shall be at least 20 dB below that in the 100 kHz bandwidth within the band that contains the highest level of the desired power, based on either an RF conducted or a radiated measurement, provided the transmitter demonstrates compliance with the peak conducted power averaging over a time interval, as permitted under paragraph (b)(3) of this section, the attenuation specified in §15.209(a) is not required. In addition, radiated emission limits specified in §15.209(a) (see §15.205(c)).

Limit : 20 dBc

Test procedure

ANSI C63.10 - Section 11.11.3, 14.3.3

KDB 558074 D01 v05 - Section 8.5

KDB 662911 D01 v02r01 – section (E)(3)(b)

Test settings

Establish an emission level by using the following procedure:

- 1) Set the center frequency and span to encompass frequency range to be measured.
- 2) Set the RBW = 100 kHz
- 3) Set the VBW $\geq [3 \times \text{RBW}]$
- 4) Detector = peak
- 5) Sweep time = auto couple
- 6) Trace mode = max hold
- 7) Allow trace to fully stabilize.
- 8) Use the peak marker function to determine the maximum amplitude level.

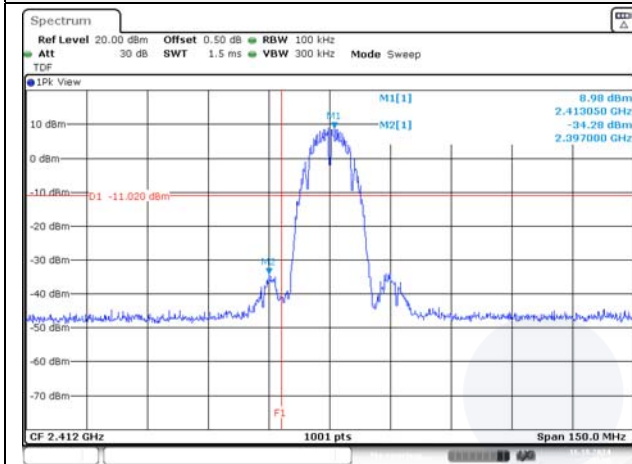
Ensure that the amplitude of all unwanted emissions outside of the authorized frequency band (excluding restricted frequency bands) is attenuated by at least the minimum requirements specified in 11.11. Report the three highest emissions relative to the limit.

Test results

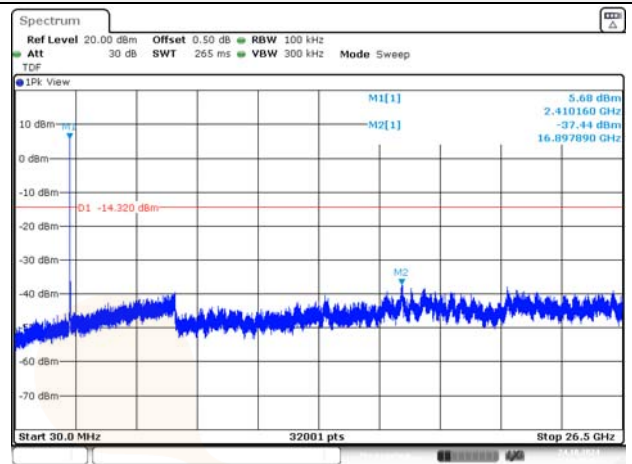
[DC 5 V]

802.11b


Conducted band-edge / 2 412 MHz



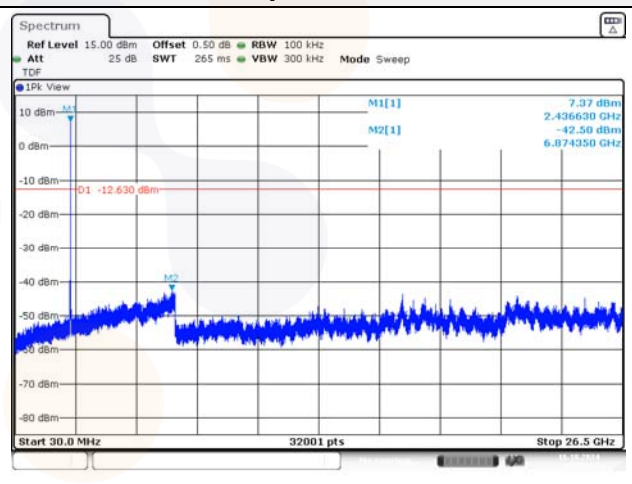
Conducted spurious / 2 412 MHz



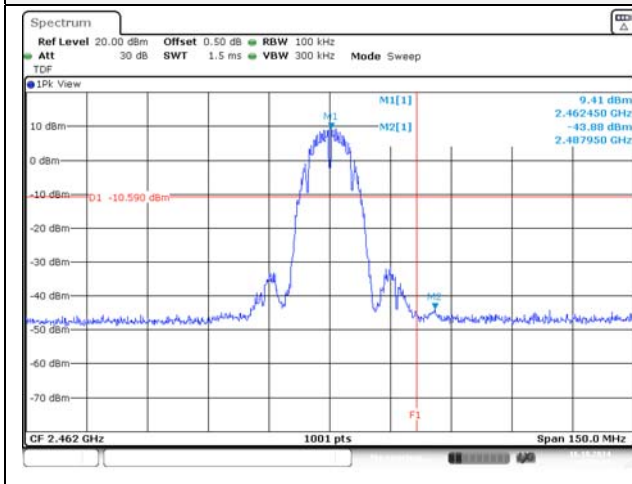
Conducted band-edge / 2 437 MHz



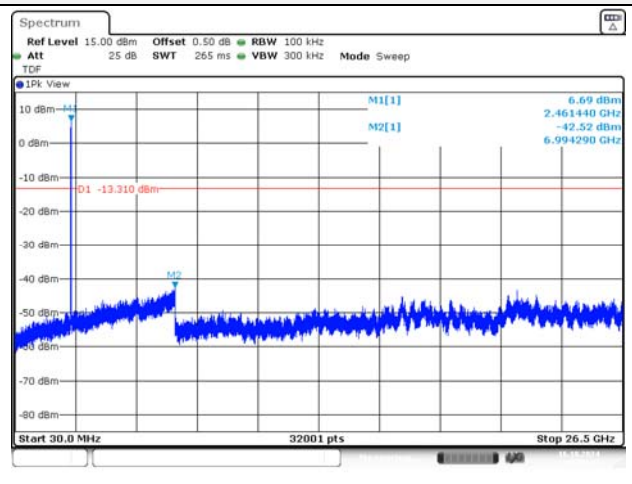
Conducted spurious / 2 437 MHz



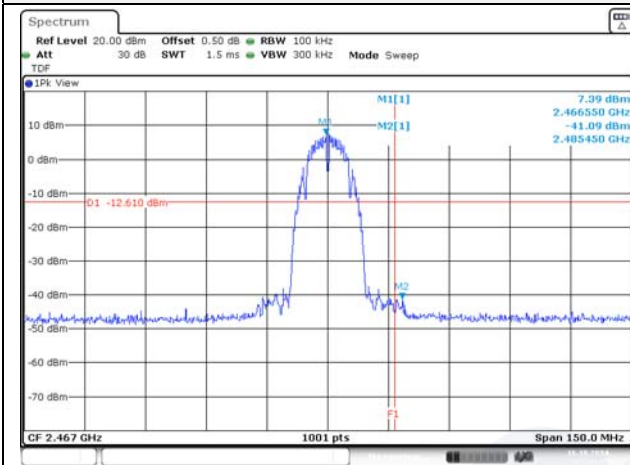
Conducted band-edge / 2 462 MHz



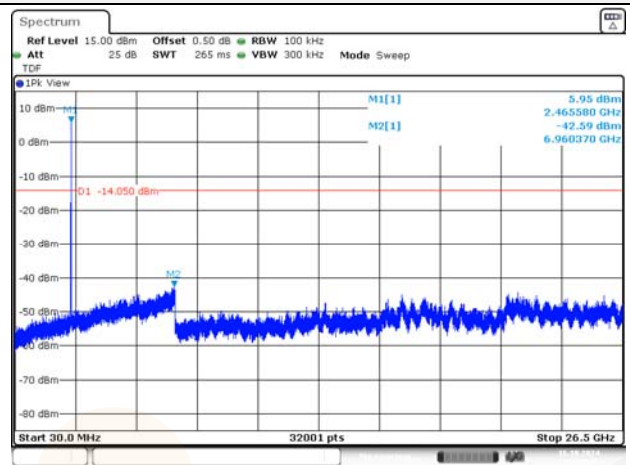
Conducted spurious / 2 462 MHz



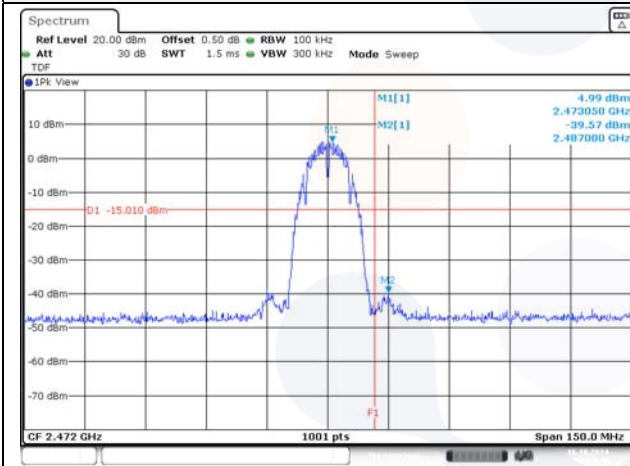
Conducted band-edge / 2 467 MHz



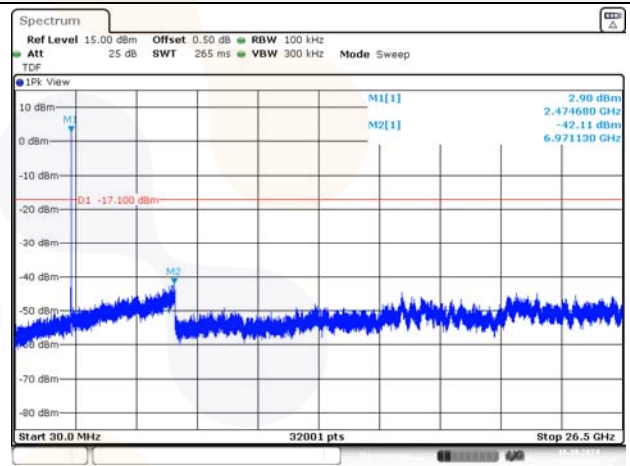
Conducted spurious / 2 467 MHz



Conducted band-edge / 2 472 MHz

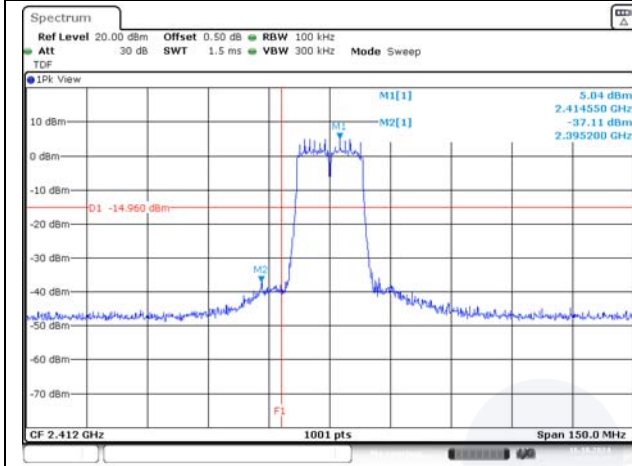


Conducted spurious / 2 472 MHz

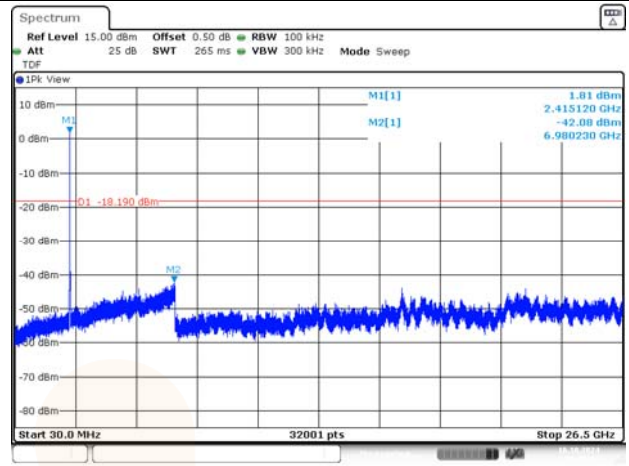


802.11g

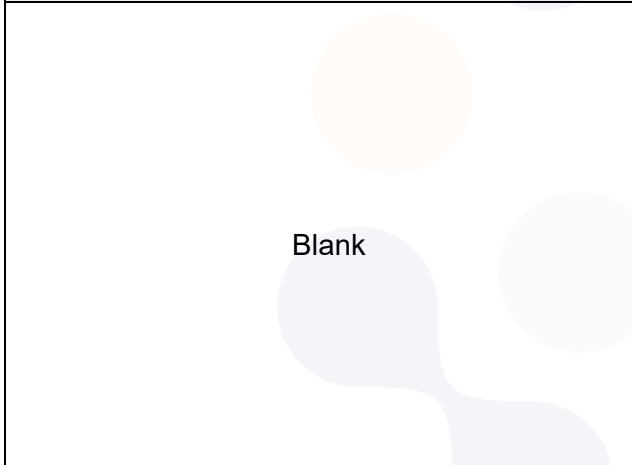
Conducted band-edge / 2 412 MHz



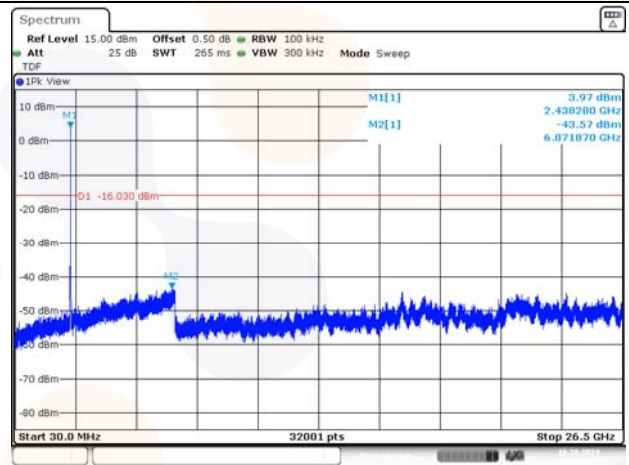
Conducted spurious / 2 412 MHz



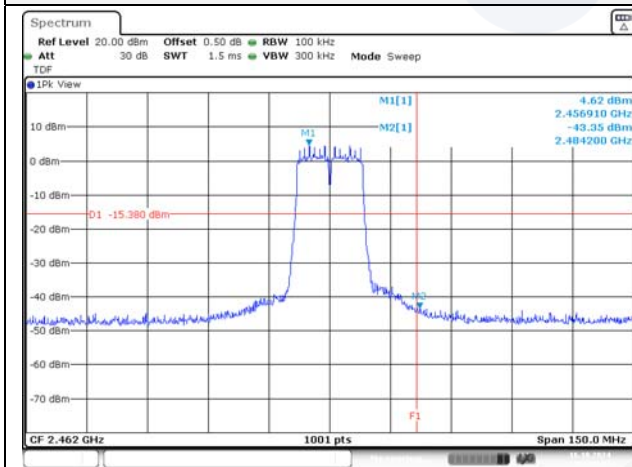
Conducted band-edge / 2 437 MHz



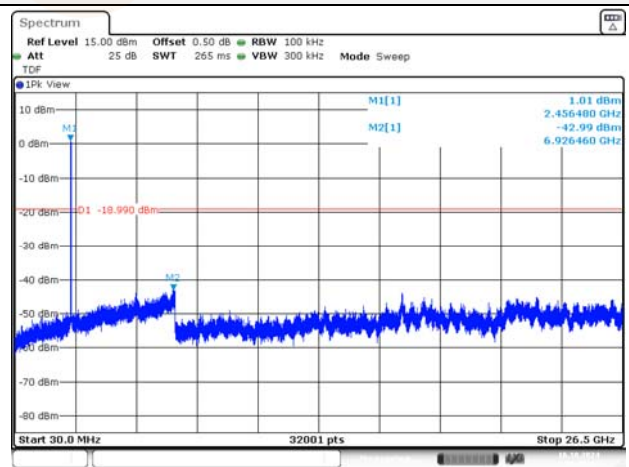
Conducted spurious / 2 437 MHz



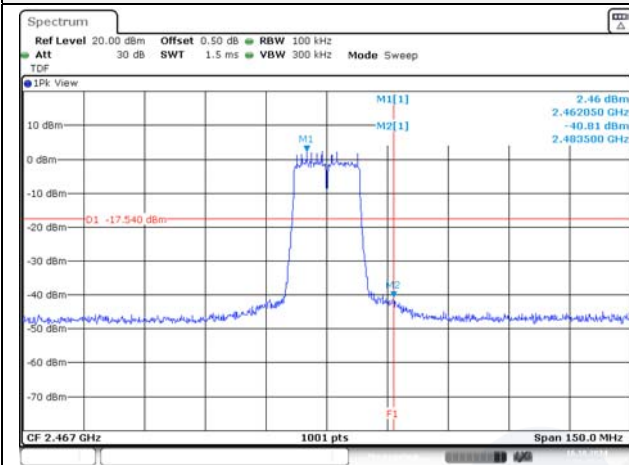
Conducted band-edge / 2 462 MHz



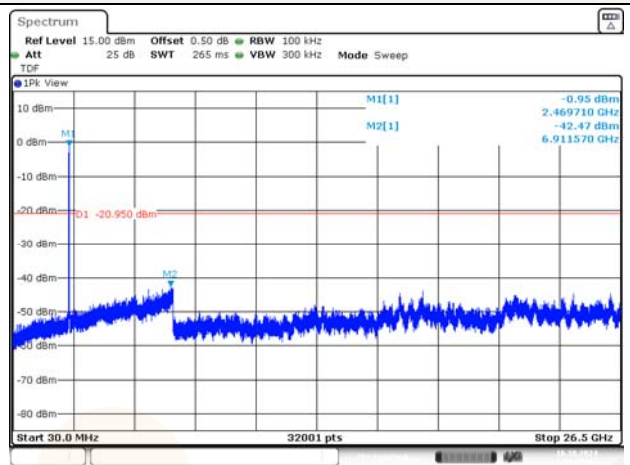
Conducted spurious / 2 462 MHz



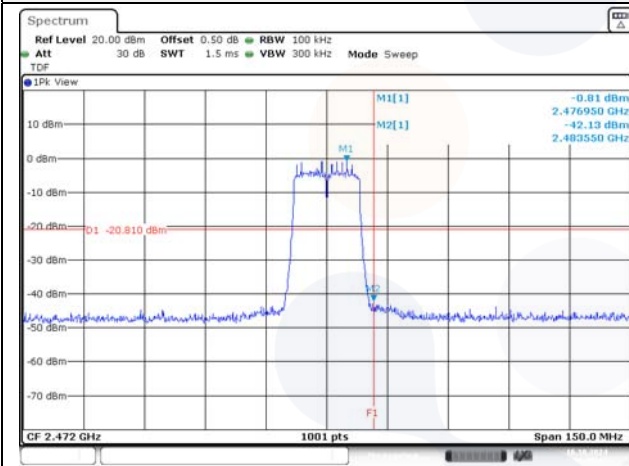
Conducted band-edge / 2 467 MHz



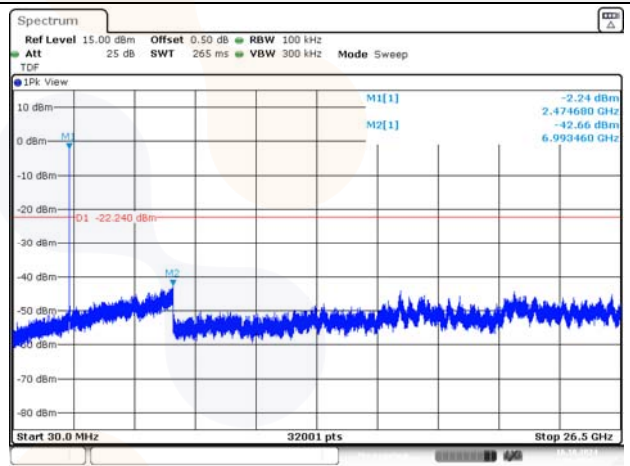
Conducted spurious / 2 467 MHz



Conducted band-edge / 2 472 MHz

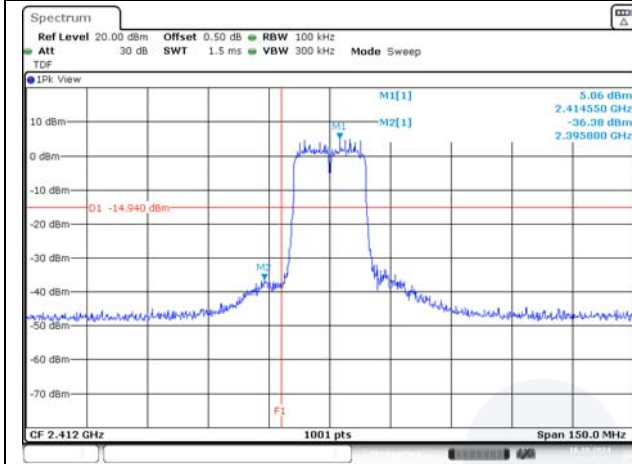


Conducted spurious / 2 472 MHz

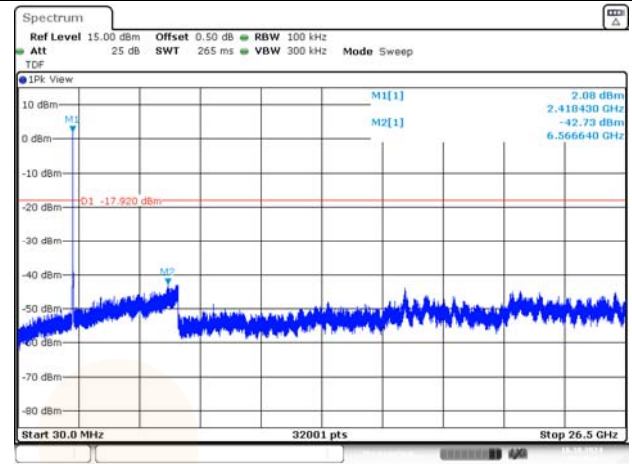


802.11n_HT20

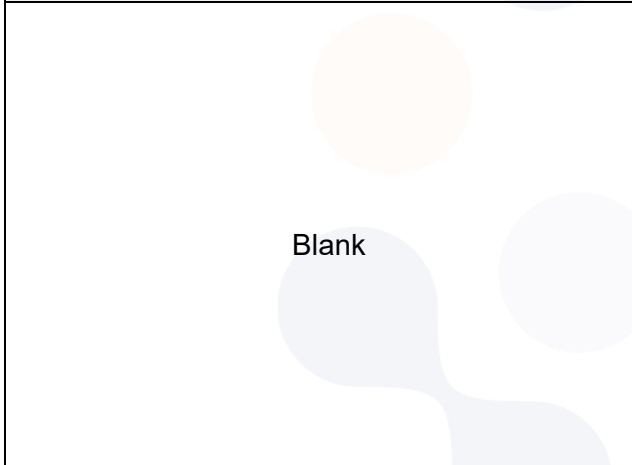
Conducted band-edge / 2 412 MHz



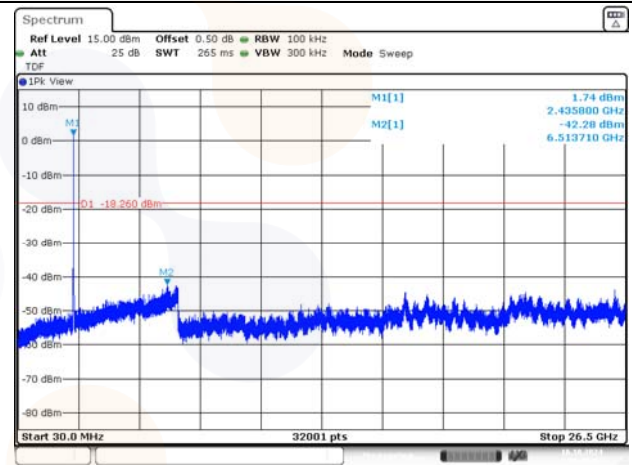
Conducted spurious / 2 412 MHz



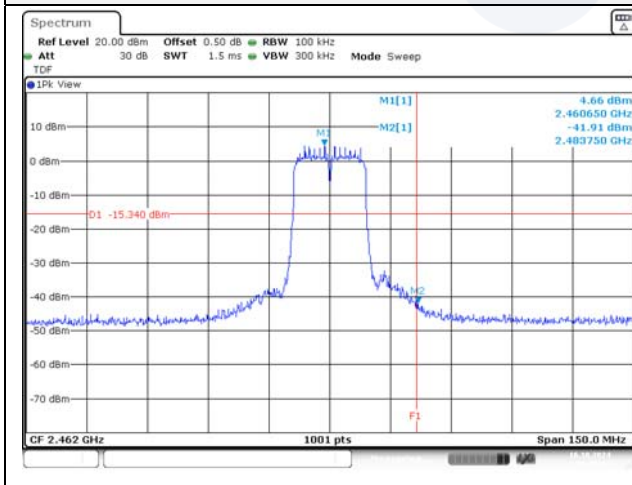
Conducted band-edge / 2 437 MHz



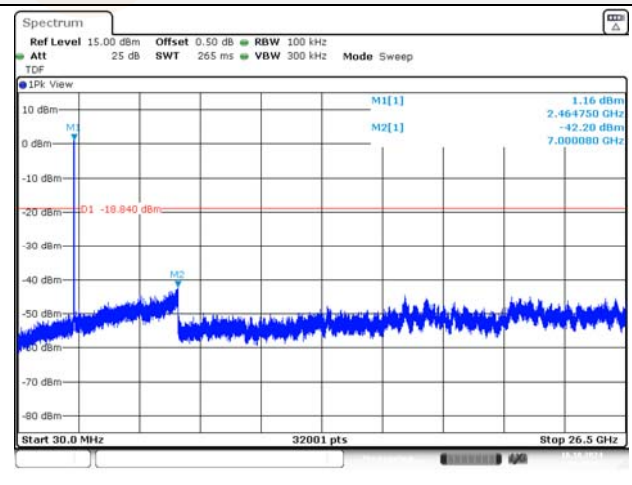
Conducted spurious / 2 437 MHz



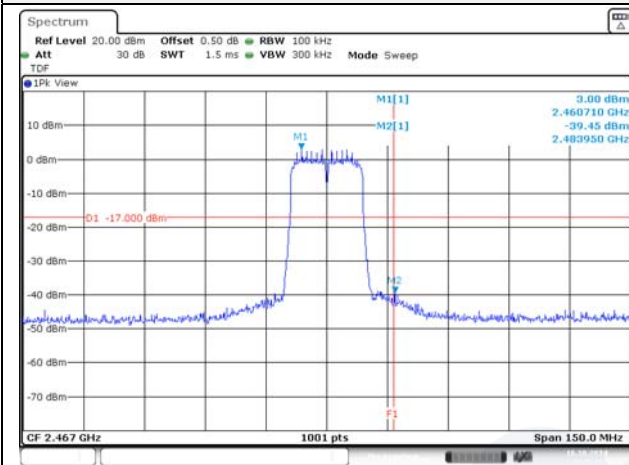
Conducted band-edge / 2 462 MHz



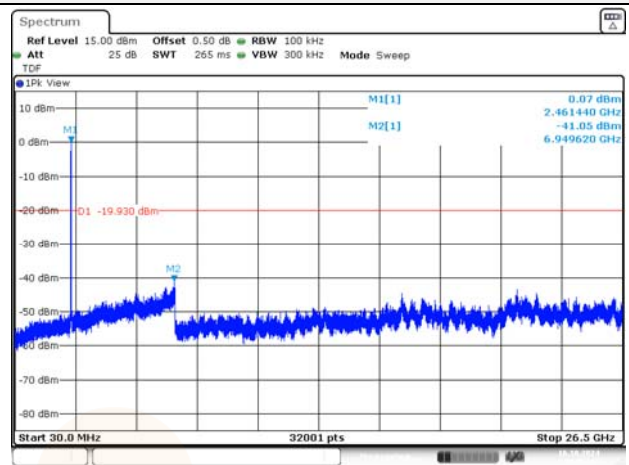
Conducted spurious / 2 462 MHz



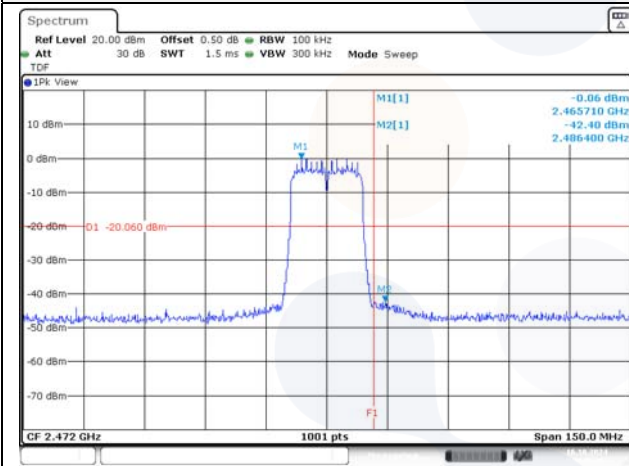
Conducted band-edge / 2 467 MHz



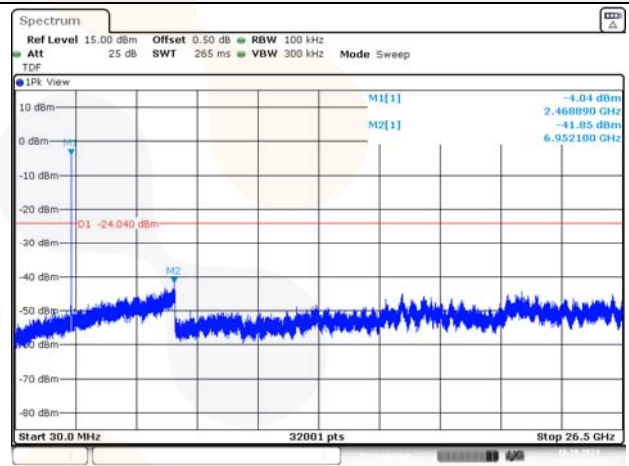
Conducted spurious / 2 467 MHz



Conducted band-edge / 2 472 MHz



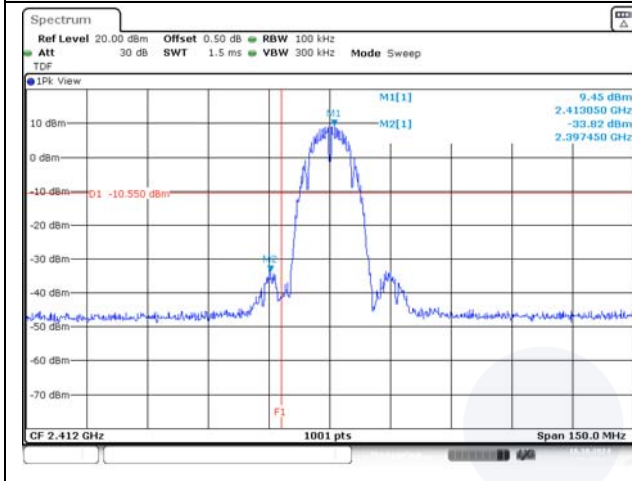
Conducted spurious / 2 472 MHz



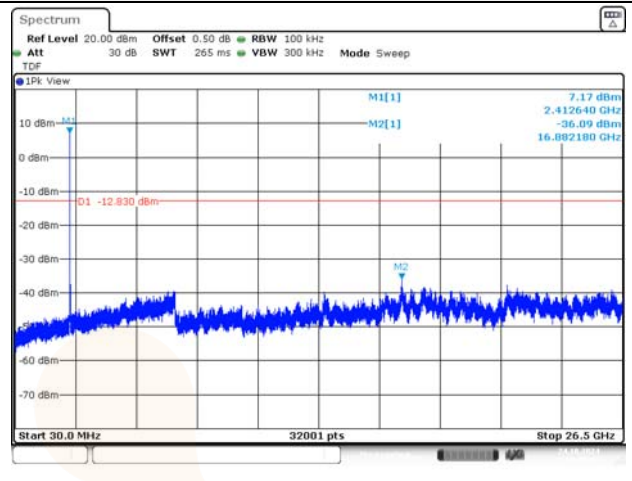
[DC 12 V]

802.11b


Conducted band-edge / 2 412 MHz



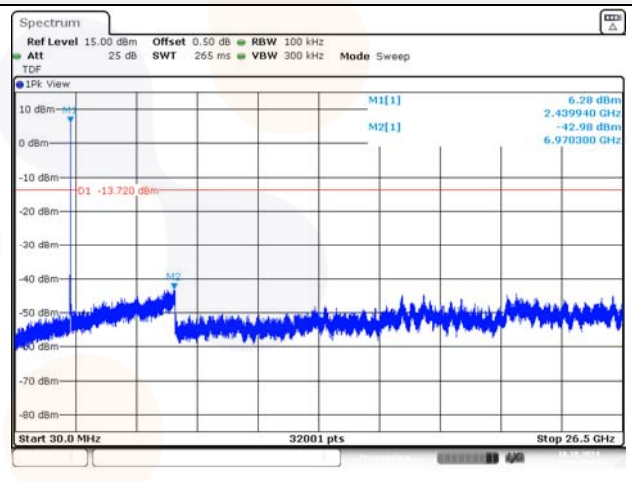
Conducted spurious / 2 412 MHz



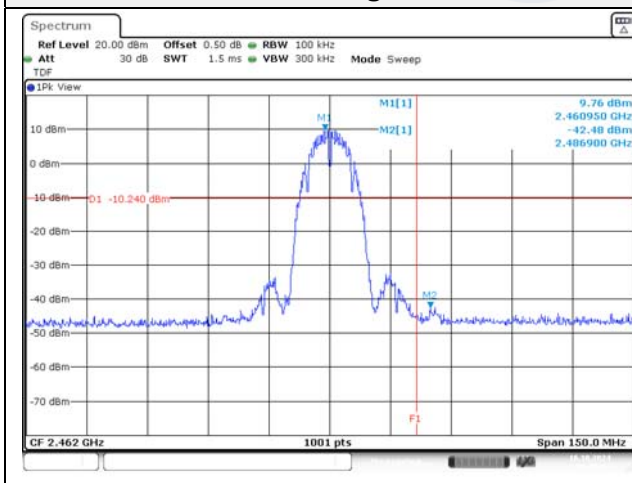
Conducted band-edge / 2 437 MHz



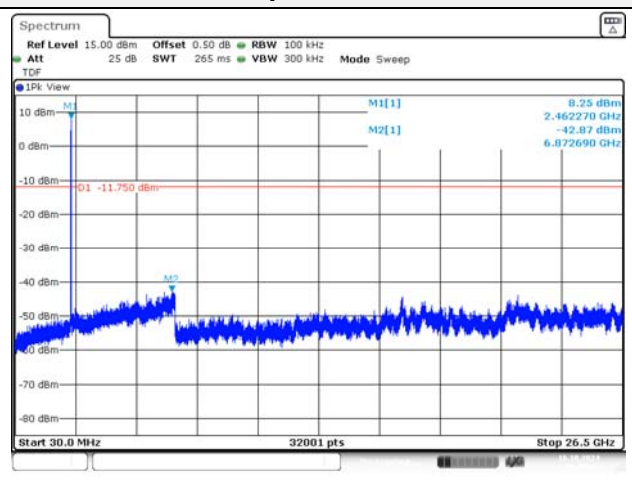
Conducted spurious / 2 437 MHz



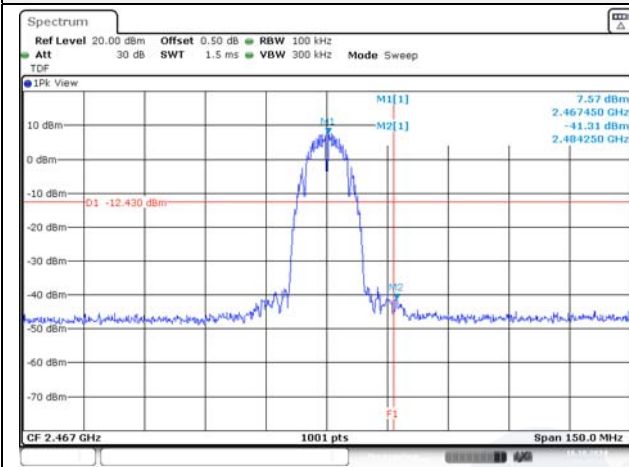
Conducted band-edge / 2 462 MHz



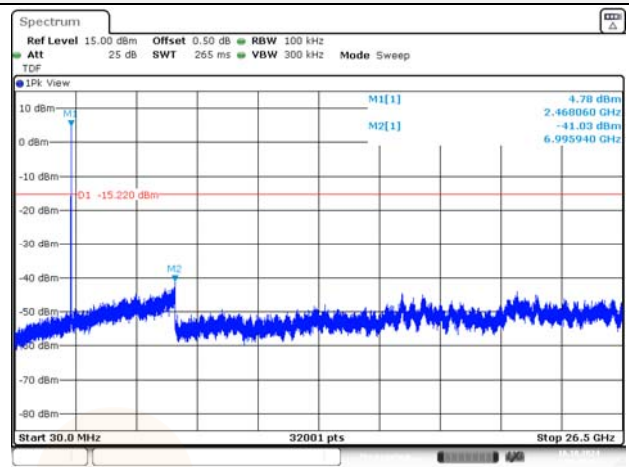
Conducted spurious / 2 462 MHz



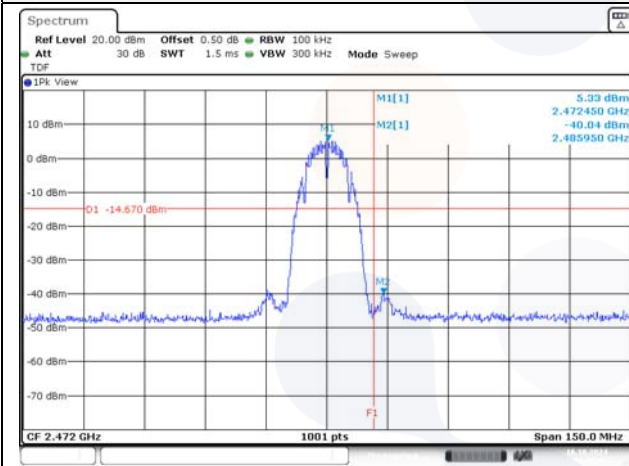
Conducted band-edge / 2 467 MHz



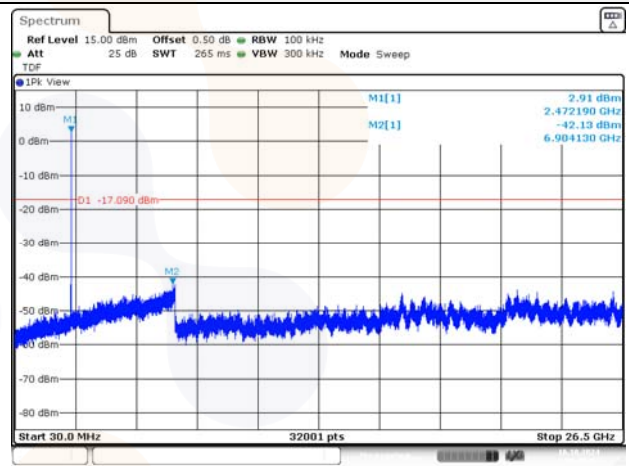
Conducted spurious / 2 467 MHz



Conducted band-edge / 2 472 MHz

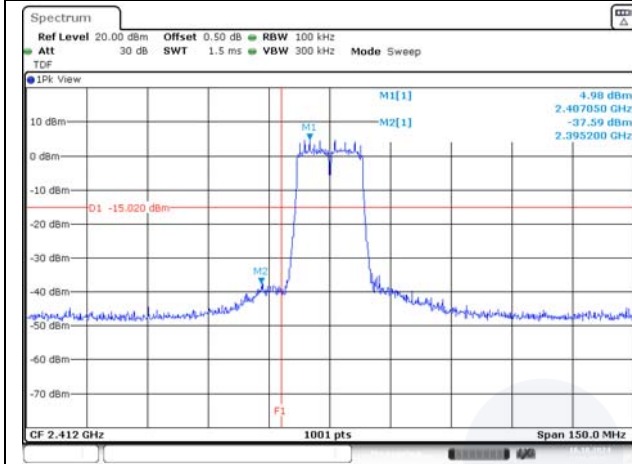


Conducted spurious / 2 472 MHz

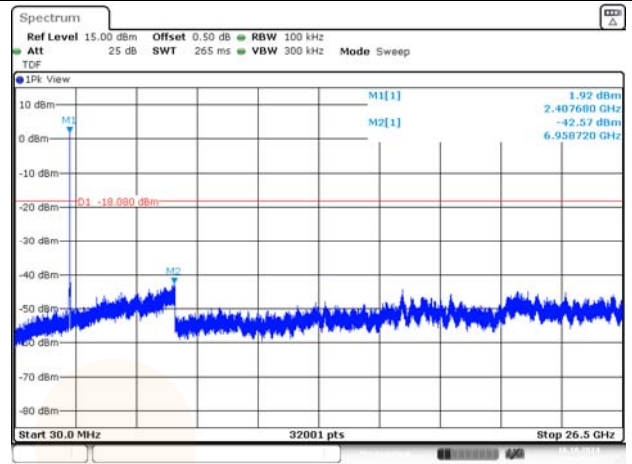


802.11g


Conducted band-edge / 2 412 MHz



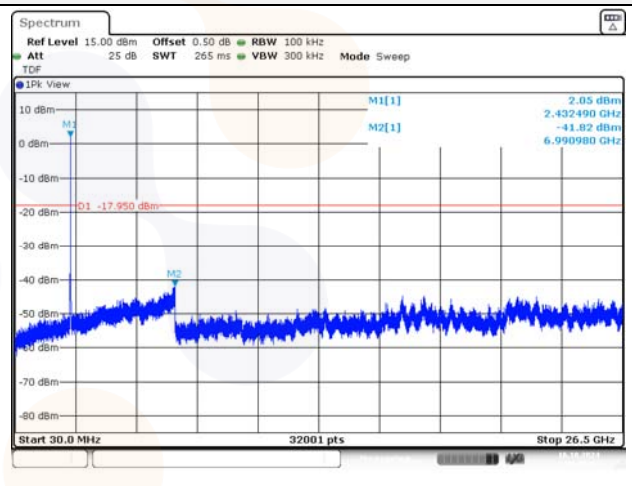
Conducted spurious / 2 412 MHz



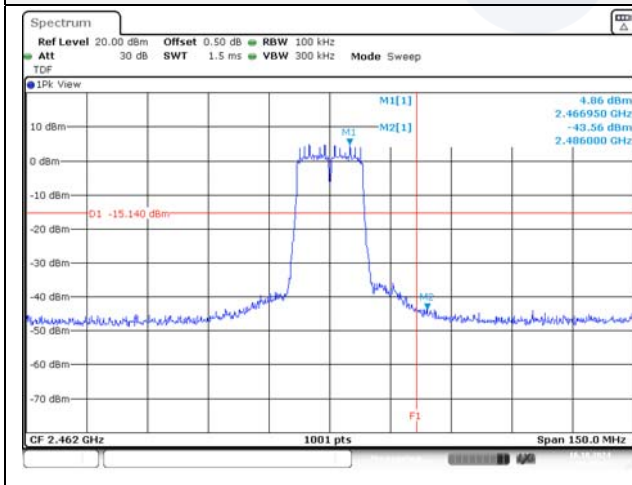
Conducted band-edge / 2 437 MHz



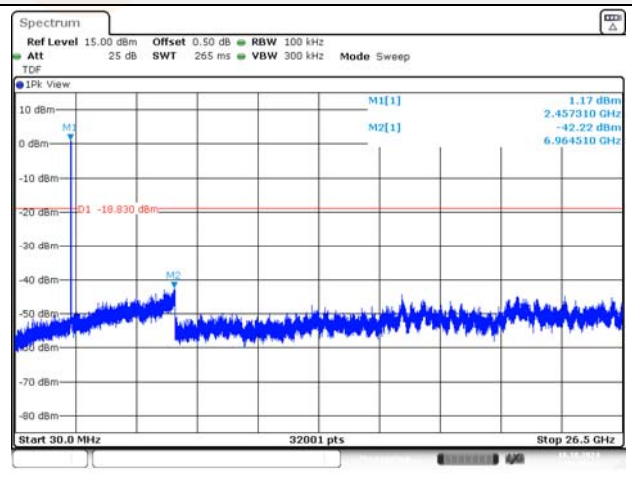
Conducted spurious / 2 437 MHz



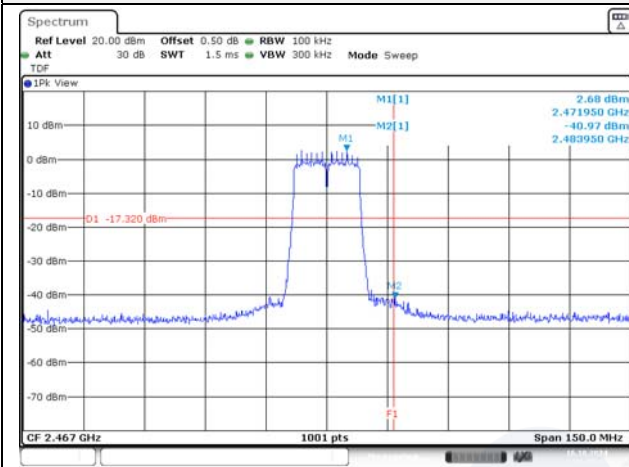
Conducted band-edge / 2 462 MHz



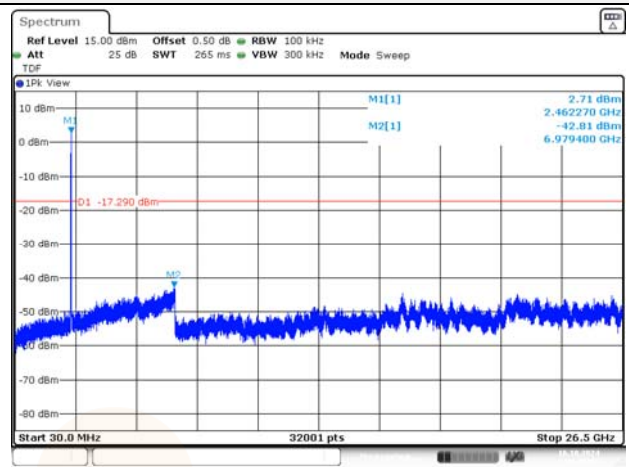
Conducted spurious / 2 462 MHz



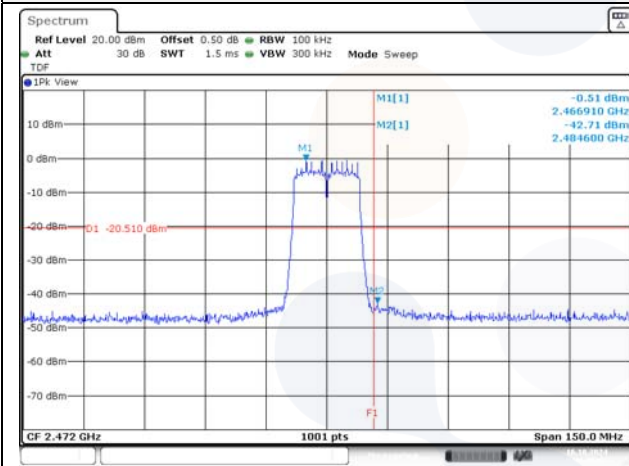
Conducted band-edge / 2 467 MHz



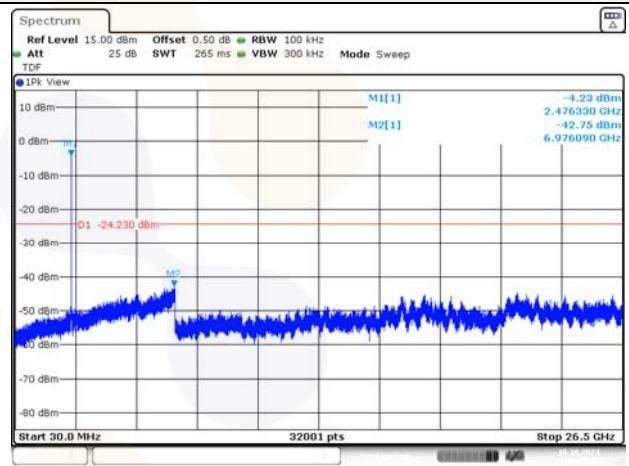
Conducted spurious / 2 467 MHz



Conducted band-edge / 2 472 MHz

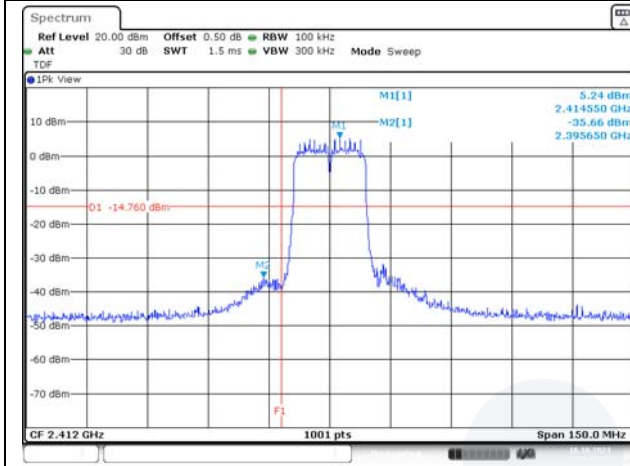


Conducted spurious / 2 472 MHz

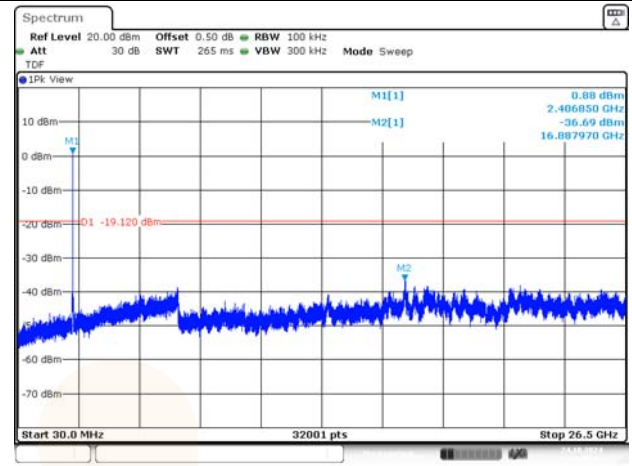


802.11n_HT20

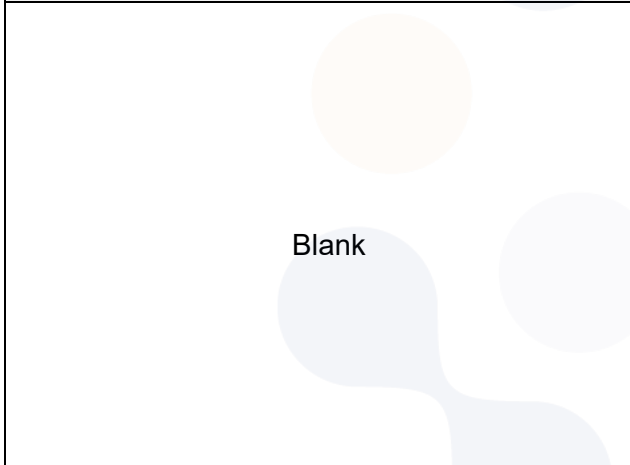
Conducted band-edge / 2 412 MHz



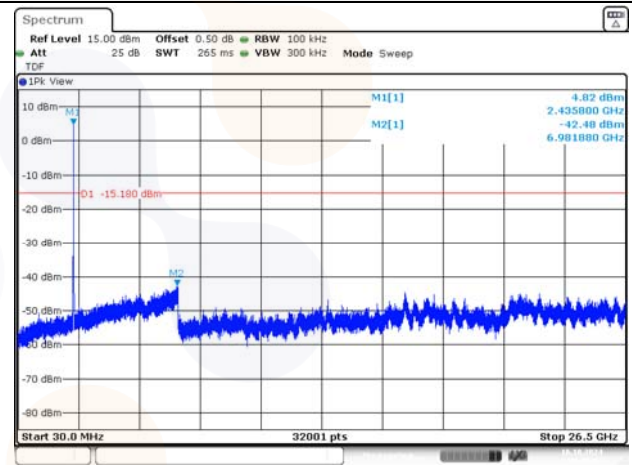
Conducted spurious / 2 412 MHz



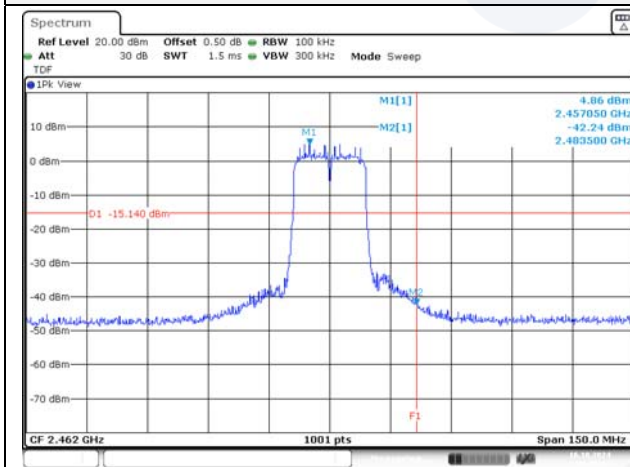
Conducted band-edge / 2 437 MHz



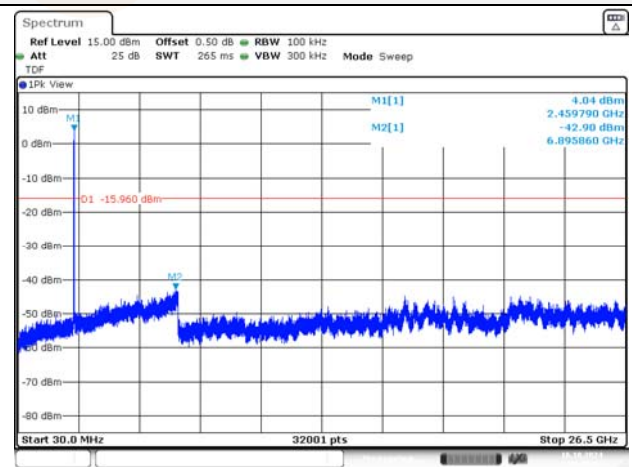
Conducted spurious / 2 437 MHz



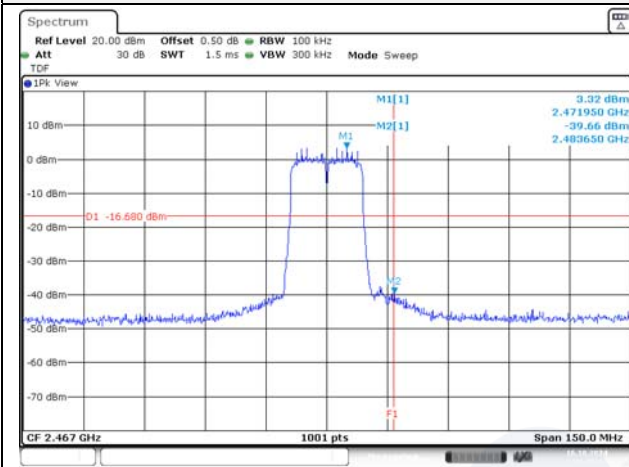
Conducted band-edge / 2 462 MHz



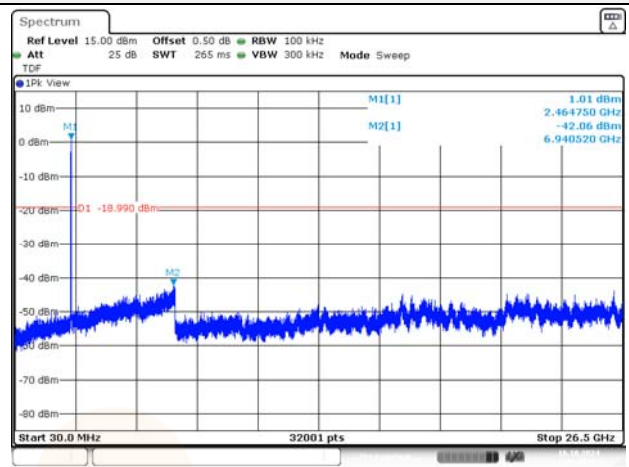
Conducted spurious / 2 462 MHz



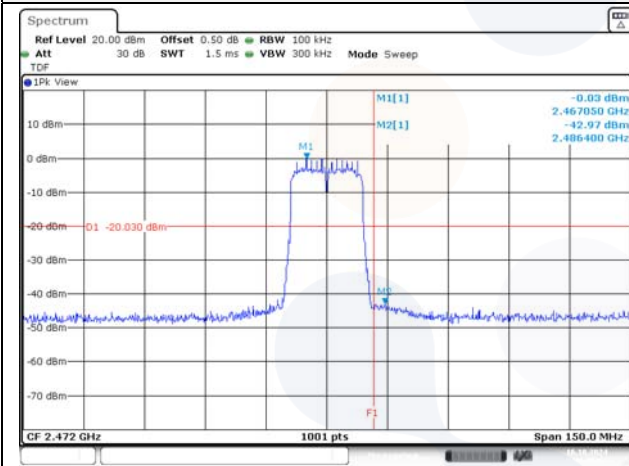
Conducted band-edge / 2 467 MHz



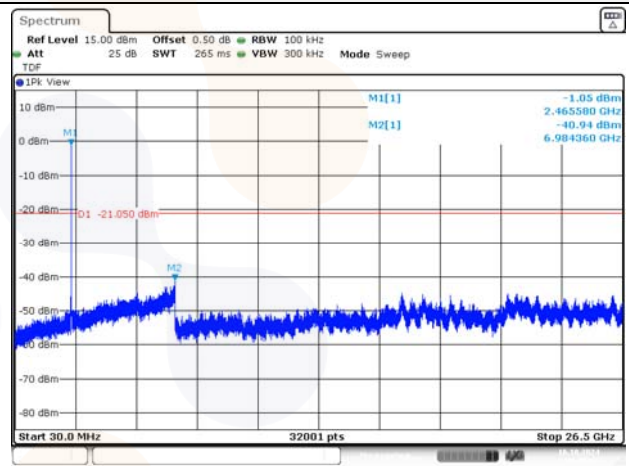
Conducted spurious / 2 467 MHz



Conducted band-edge / 2 472 MHz

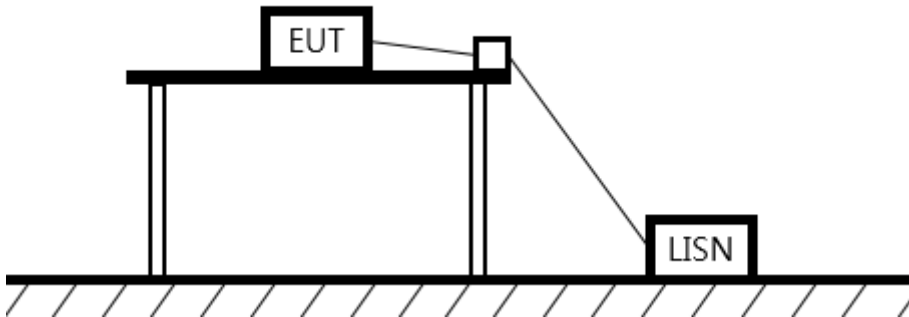


Conducted spurious / 2 472 MHz



7.6. AC Conducted emission

Test setup



Limit

According to 15.207(a) and RSS-Gen(8.8), for an intentional radiator that is designed to be connected to the public utility (AC) power line, the radio frequency voltage that is conducted back onto the AC power line on any frequency or frequencies, within the band 150 kHz to 30 MHz, shall not exceed the limits in the following table, as measured using a 50 μ H/50 ohm line impedance stabilization network (LISN). Compliance with the provision of this paragraph shall on the measurement of the radio frequency voltage between each power line and ground at the power terminal. The lower applies at the boundary between the frequencies ranges.

| Frequency of Emission (MHz) | Conducted limit (dB μ V/m) | |
|-----------------------------|--------------------------------|----------|
| | Quasi-peak | Average |
| 0.15 – 0.50 | 66 - 56* | 56 - 46* |
| 0.50 – 5.00 | 56 | 46 |
| 5.00 – 30.0 | 60 | 50 |

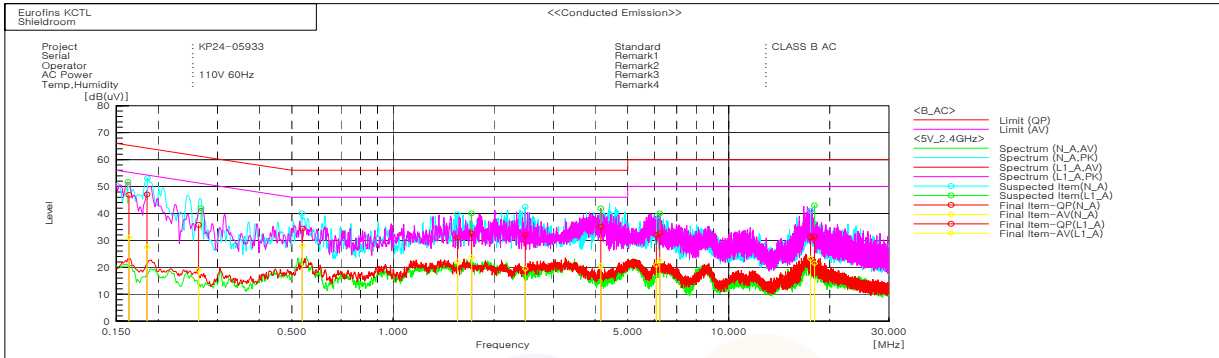
Measurement procedure

- The EUT was placed on a wooden table of size, 1 m by 1.5 m, raised 80 cm in which is located 40 cm away from the vertical wall and 1.5m away from the side wall of the shielded room.
- Each current-carrying conductor of the EUT power cord was individually connected through a 50 Ω /50 μ H LISN, which is an input transducer to a spectrum analyzer or an EMI/Field Intensity Meter, to the input power source.
- Exploratory measurements were made to identify the frequency of the emission that had the highest amplitude relative to the limit by operating the EUT in a range of typical modes of operation, cable position, and with a typical system equipment configuration and arrangement. Based on the exploratory tests of the EUT, the one EUT cable configuration and arrangement and mode of operation that had produced the emission with the highest amplitude relative to the limit was selected for the final measurement.
- The final test on all current-carrying conductors of all of the power cords to the equipment that comprises the EUT (but not the cords associated with other non-EUT equipment is the system) was then performed over the frequency range of 0.15 MHz to 30 MHz.
- The measurements were made with the detector set to peak amplitude within a bandwidth of 10 kHz or to quasi-peak and average within a bandwidth of 9 kHz. The EUT was in transmitting mode during the measurements.

Test results

[DC 5 V]

Worst case: 802.11b / 2 462 MHz



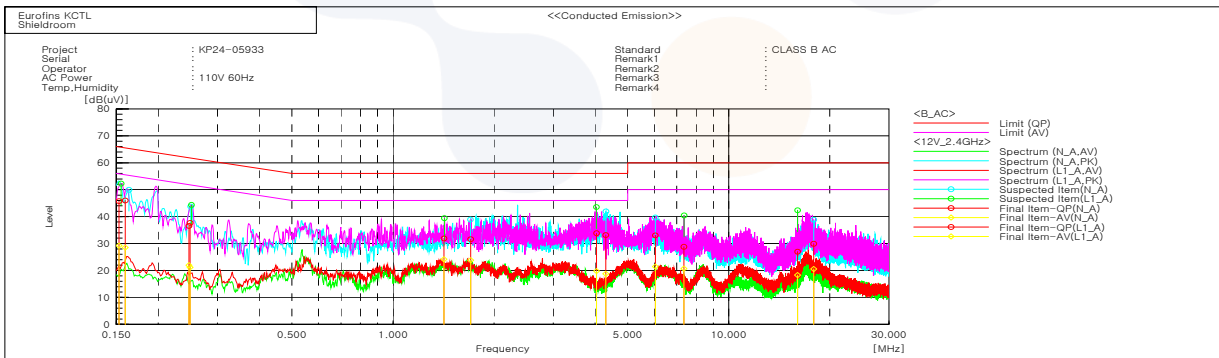
Final Result

| --- N_A Phase --- | | | | | | | | | | |
|-------------------|-----------------|---------------------|----------------------|-----------|--------------------|---------------------|-------------------|-------------------|----------------|-----------------|
| No. | Frequency [MHz] | Reading QP [dB(uV)] | Reading CAV [dB(uV)] | c. f [dB] | Result QP [dB(uV)] | Result CAV [dB(uV)] | Limit QP [dB(uV)] | Limit AV [dB(uV)] | Margin QP [dB] | Margin CAV [dB] |
| 1 | 0.1852 | 37.0 | 17.4 | 10.1 | 47.1 | 27.5 | 64.2 | 54.2 | 17.1 | 26.7 |
| 2 | 0.53719 | 24.4 | 17.9 | 10.0 | 34.4 | 27.9 | 56.0 | 46.0 | 21.6 | 18.1 |
| 3 | 1.55656 | 21.0 | 12.1 | 9.9 | 30.9 | 22.0 | 56.0 | 46.0 | 25.1 | 24.0 |
| 4 | 2.48048 | 22.0 | 9.5 | 10.0 | 32.0 | 19.5 | 56.0 | 46.0 | 24.0 | 26.5 |
| 5 | 6.09396 | 22.0 | 10.8 | 10.1 | 32.1 | 20.9 | 60.0 | 50.0 | 27.9 | 29.1 |
| 6 | 17.53618 | 20.6 | 12.6 | 10.6 | 31.2 | 23.2 | 60.0 | 50.0 | 28.8 | 26.8 |

| --- L1_A Phase --- | | | | | | | | | | |
|--------------------|-----------------|---------------------|----------------------|-----------|--------------------|---------------------|-------------------|-------------------|----------------|-----------------|
| No. | Frequency [MHz] | Reading QP [dB(uV)] | Reading CAV [dB(uV)] | c. f [dB] | Result QP [dB(uV)] | Result CAV [dB(uV)] | Limit QP [dB(uV)] | Limit AV [dB(uV)] | Margin QP [dB] | Margin CAV [dB] |
| 1 | 0.16358 | 36.8 | 21.0 | 10.1 | 46.9 | 31.1 | 65.3 | 55.3 | 18.4 | 24.2 |
| 2 | 0.26372 | 26.1 | 9.3 | 9.7 | 35.8 | 19.0 | 61.3 | 51.3 | 25.5 | 32.3 |
| 3 | 1.71594 | 22.7 | 13.8 | 9.9 | 32.6 | 23.7 | 56.0 | 46.0 | 23.4 | 22.3 |
| 4 | 4.15786 | 25.0 | 10.5 | 10.0 | 35.0 | 20.5 | 56.0 | 46.0 | 21.0 | 25.5 |
| 5 | 6.23407 | 22.5 | 12.5 | 10.1 | 32.6 | 22.6 | 60.0 | 50.0 | 27.4 | 27.4 |
| 6 | 18.00183 | 20.6 | 10.7 | 10.8 | 31.4 | 21.5 | 60.0 | 50.0 | 28.6 | 28.5 |

[DC 12 V]

Worst case: 802.11b / 2 462 MHz



Final Result

| --- N_A Phase --- | | | | | | | | | | |
|-------------------|-----------------|---------------------|----------------------|-----------|--------------------|---------------------|-------------------|-------------------|----------------|-----------------|
| No. | Frequency [MHz] | Reading QP [dB(uV)] | Reading CAV [dB(uV)] | c. f [dB] | Result QP [dB(uV)] | Result CAV [dB(uV)] | Limit QP [dB(uV)] | Limit AV [dB(uV)] | Margin QP [dB] | Margin CAV [dB] |
| 1 | 0.15944 | 36.0 | 18.5 | 10.0 | 46.0 | 28.5 | 65.5 | 55.5 | 19.5 | 27.0 |
| 2 | 0.24853 | 28.0 | 11.5 | 9.7 | 37.7 | 21.2 | 61.8 | 51.8 | 24.1 | 30.6 |
| 3 | 1.70454 | 21.7 | 13.9 | 9.9 | 31.6 | 23.8 | 56.0 | 46.0 | 24.4 | 22.2 |
| 4 | 4.30609 | 23.2 | 8.8 | 10.0 | 33.2 | 18.8 | 56.0 | 46.0 | 22.8 | 27.2 |
| 5 | 6.04583 | 22.9 | 11.3 | 10.1 | 33.0 | 21.4 | 60.0 | 50.0 | 27.0 | 28.6 |
| 6 | 17.9134 | 19.2 | 9.8 | 10.7 | 29.9 | 20.5 | 60.0 | 50.0 | 30.1 | 29.5 |

| --- L1_A Phase --- | | | | | | | | | | |
|--------------------|-----------------|---------------------|----------------------|-----------|--------------------|---------------------|-------------------|-------------------|----------------|-----------------|
| No. | Frequency [MHz] | Reading QP [dB(uV)] | Reading CAV [dB(uV)] | c. f [dB] | Result QP [dB(uV)] | Result CAV [dB(uV)] | Limit QP [dB(uV)] | Limit AV [dB(uV)] | Margin QP [dB] | Margin CAV [dB] |
| 1 | 0.15268 | 35.9 | 19.4 | 9.9 | 45.8 | 29.3 | 65.9 | 55.9 | 20.1 | 26.6 |
| 2 | 0.24671 | 26.9 | 12.3 | 9.7 | 36.6 | 22.0 | 61.9 | 51.9 | 25.3 | 29.9 |
| 3 | 1.41863 | 22.0 | 14.3 | 9.9 | 31.9 | 24.2 | 56.0 | 46.0 | 24.1 | 21.8 |
| 4 | 4.03946 | 23.8 | 9.8 | 10.0 | 33.8 | 19.8 | 56.0 | 46.0 | 22.2 | 26.2 |
| 5 | 7.35963 | 18.6 | 10.5 | 10.2 | 28.8 | 20.7 | 60.0 | 50.0 | 31.2 | 29.3 |
| 6 | 16.03896 | 16.3 | 7.6 | 10.7 | 27.0 | 18.3 | 60.0 | 50.0 | 33.0 | 31.7 |

8. Measurement equipment

| Equipment Name | Manufacturer | Model No. | Serial No. | Next Cal. Date |
|----------------------------|--------------------------|---------------------------------|----------------------------|----------------|
| Spectrum Analyzer | R&S | FSV30 | 100808 | 25.07.01 |
| DC Power Supply | TOYOTECH | TL305TP | 21040092 | 25.07.01 |
| Attenuator | Weinschel ENGINEERING | 56-10 | 51395 | 25.01.19 |
| Power Sensor | R&S | NRP-Z81 | 1137.9009.02- 106223-bB | 25.04.24 |
| Attenuator | R&S | DNF | 0006 | 25.01.18 |
| Vector Signal Generator | R&S | SMBV100A | 257566 | 25.07.01 |
| Signal Generator | R&S | SMB100A | 176206 | 25.01.18 |
| Spectrum Analyzer | R&S | FSV40 | 100989 | 25.10.10 |
| Horn antenna | ETS.lindgren | 3117 | 00251528 | 25.01.26 |
| Horn antenna | ETS.lindgren | 3116 | 00086635 | 25.01.25 |
| AMPLIFIER | B&Z Technologies | BZRT-00504000- 481055-382525 | 26299-27735 | 25.06.24 |
| AMPLIFIER | B&Z Technologies | BZR-0050400- 551028-252525 | 27736 | 25.06.24 |
| Attenuator | API Inmet | 40AH2W-10 | 12 | 25.04.30 |
| High pass Filter | WT | WT-A1698-HS | WT160411001 | 25.04.25 |
| High pass Filter | Qotana | DBHF058004000A | 20070100016 | 25.06.24 |
| EMI TEST RECEIVER | R&S | ESCI7 | 100732 | 25.02.28 |
| Bi-Log Antenna | TESEQ | CBL 6112D | 62438 | 25.05.25 |
| Amplifier | SONOMA INSTRUMENT | 310N | 284608 | 25.08.13 |
| ATTENUATOR | KEYSIGHT | 8491B-6dB | MY39271082 | 25.05.25 |
| LOOP Antenna | R&S | HFH2-Z2 | 100355 | 26.06.25 |
| ISOLATION TRANSFORMER | ONETECH CO.,LTD | OT-IT500VA | OTR1-16026 | 25.03.21 |
| EMI TEST RECEIVER | R&S | ESCI7 | 100732 | 25.02.28 |
| TWO-LINE V - NETWORK | R&S | ENV216 | 101353 | 25.03.27 |
| EMI TEST RECEIVER | R&S | ESCI3 | 100001 | 25.08.12 |
| Antenna Mast | Innco Systems | MA4640/800-XP-ET | - | - |
| Turn Table | Innco Systems | DT2000 | 79 | - |
| Antenna Mast | Innco Systems | MA4640-XP-ET | MA4000/396/30 810213/L | - |
| Controller | Innco Systems | CO3000 | 1175/45850319/ P | - |

End of test report