

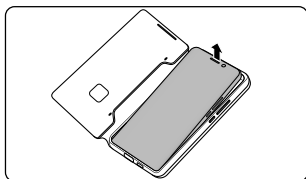
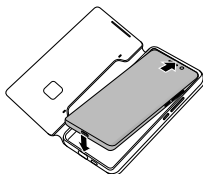
**SAMSUNG**

EF-NS901  
EF-NS906  
EF-NS908  
**QUICK START GUIDE**  
SMART LED VIEW COVER

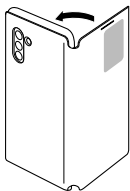
FCC ID: A3L-EFNS908

English

1



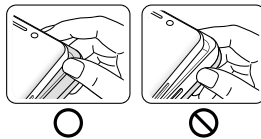
2




Printed in Korea  
A00969 Rev.1.0  
USA Type 10/2021



► **EF-NS901, EF-NS906:**



► **EF-NS908:**



Copyright © 2021 Samsung Electronics America, Inc.

Other marks are the property of their respective owners.

- The images may vary depending on the model.
- Attach the LED View Cover to your mobile device (1) and close the cover (2) to use it.
- Insert the S Pen fully into the slot (S Pen supported models only). (A)
- It is recommended to put only one card in the card pocket.
- The LED View Cover contains magnets. Keep cards with magnetic strips only in the pocket of the LED View Cover.
- It is recommended to remove the product before using the Wireless PowerShare feature.
- When you are wirelessly charging your mobile device with the Samsung Wireless Charger Convertible (EP-PG950) and this product is attached, we recommend that you use the charger in pad mode.
- It is recommended to use the product without flipping it back before using the UWB feature.
- If the product is exposed to humidity, solvents such as acetone or alcohol, or very hot temperatures, it may be stained, wrinkled, misshapen, or change color.
- While using the product, be cautious to prevent scratches or damage from debris.
- Visit [www.samsung.com](http://www.samsung.com) to view the user manual and the safety information.
- Your consumer rights are governed by the law of the country in which you purchased the product. Please contact your service provider for more information.

**FCC Part 15.19**

This device complies with part 15 of the FCC Rules. Operation is subject to the following two conditions: (1) This device may not cause harmful interference, and (2) this device must accept any interference received, including interference that may cause undesired operation.

**FCC Part 15.21**

Any changes or modifications (including the antennas) to this device that are not expressly approved by the manufacturer may void the user's authority to operate the equipment.

**Samsung Mobile Products and Recycling**

Samsung cares for the environment and encourages its customers to properly dispose of Devices and Samsung accessories in accordance with local regulations. In some areas, disposal of these items in household or business trash may be prohibited. Dispose of other unwanted electronics through an approved recycler. To find the nearest recycling location, go to our website: [www.samsung.com/recycling](http://www.samsung.com/recycling) or call, 1-800-SAMSUNG.

**Samsung Electronics America, Inc**

85 Challenger Road,  
Ridgefield Park, New Jersey, 07660  
Phone: 1-800-SAMSUNG (726-7864)