


## 5. PHOTOGRAPHS

### 5.1. Photos of Powerline Conducted Measurement



FRONT VIEW OF CONDUCTED TEST




BACK VIEW OF CONDUCTED TEST

5.2. Photos of Radiated Measurement at Semi-Anechoic Chamber (30~1000MHz)



FRONT VIEW OF RADIATED TEST



BACK VIEW OF RADIATED TEST



### 5.3. Photos of Radiated Measurement at Open Field Test Site (30~1000MHz)

Test Mode : 1280\*1024/60Hz, 64kHz



FRONT VIEW OF RADIATED TEST



BACK VIEW OF RADIATED TEST

Test Mode : 1280\*1024/60Hz, 64kHz (CRT: LG Philips)



SETUP WITH MAXIMUM DETECTED EMISSION AT HORIZONTAL POLARIZATION



SETUP WITH MAXIMUM DETECTED EMISSION AT VERTICAL POLARIZATION




#### 5.4. Photos of Radiated Measurement at Semi-Anechoic Chamber (Above 1GHz)

Test Mode : 1280\*1024/60Hz, 64kHz



FRONT VIEW OF RADIATED TEST



BACK VIEW OF RADIATED TEST