


## 5. PHOTOGRAPHS

### 5.1. Photos of Conducted Emission Measurement



FRONT VIEW OF CONDUCTED MEASUREMENT




BACK VIEW OF CONDUCTED MEASUREMENT



## 5.2. Photos of Radiated Measurement at Open Field Test Site (30-1000MHz)




FRONT VIEW OF RADIATED MEASUREMENT



BACK VIEW OF RADIATED MEASUREMENT



Test Mode: 1024\*768/75Hz, 60kHz, (Inverter: Ambit)



SETUP WITH MAXIMUM DETECTED EMISSION AT HORIZONTAL POLARIZATION




SETUP WITH MAXIMUM DETECTED EMISSION AT VERTICAL POLARIZATION



### 5.3. Photos of Radiated Measurement at Open Field Test Site (1-2GHz)



FRONT VIEW OF RADIATED MEASUREMENT



BACK VIEW OF RADIATED MEASUREMENT