

Owner's Manual

For Rear Entertainment system

Before Use

Operating Instructions

WARNING

WARNING

This symbol means Important Instructions. Failure to heed them can result in serious injury or death.

DO NOT OPERATE ANY FUNCTION THAT TAKES YOUR ATTENTION AWAY FROM SAFELY DRIVING YOUR VEHICLE.

Any function that requires your prolonged attention should only be performed after coming to a complete stop. Always stop the vehicle in a safe location before performing these functions. Failure to do so may result in an accident.

KEEP THE VOLUME AT A LEVEL WHERE YOU CAN STILL HEAR OUTSIDE NOISES WHILE DRIVING.

Excessive volume levels that obscure sounds such as emergency vehicle sirens or road warning signals (train crossings, etc.) can be dangerous and may result in an accident. Listening at loud volume levels in a vehicle may also cause hearing damage.

MINIMIZE DISPLAY VIEWING WHILE DRIVING.

Viewing the display may distract the driver from looking ahead of the vehicle and cause an accident.

DO NOT DISASSEMBLE OR ALTER.

Doing so may result in an accident, fire or electric shock.

KEEP SMALL OBJECTS SUCH AS SCREWS OUT OF THE REACH OF CHILDREN.

Swallowing them may result in serious injury. If swallowed, consult a physician immediately.

NO NAKED FLAME SOURCES, SUCH AS LIGHTED CANDLES, SHOULD BE PLACED ON THE APPARATUS.

THE APPARATUS SHALL NOT BE EXPOSED TO DRIPPING OR SPLASHING AND THAT NO OBJECTS FILLED WITH LIQUIDS, SUCH AS VASES, SHALL BE PLACED ON THE APPARATUS.

CAUTION

This symbol means Important Instructions. Failure to heed them can result in injury or material property damage.

HALT USE IMMEDIATELY IF ANY PROBLEM APPEARS.

Failure to do so may cause personal injury or damage to the product. Consult to your Honda dealers.

NOTICE

Product Cleaning

Use a soft dry cloth for periodic cleaning of the product. For more severe stains, please dampen the cloth with water only. Anything else has the chance of dissolving the paint or damaging the plastic.

Temperature

Be sure the temperature inside the vehicle is between +70°C (+158°F) and -30°C (-22°F) before turning on the unit.

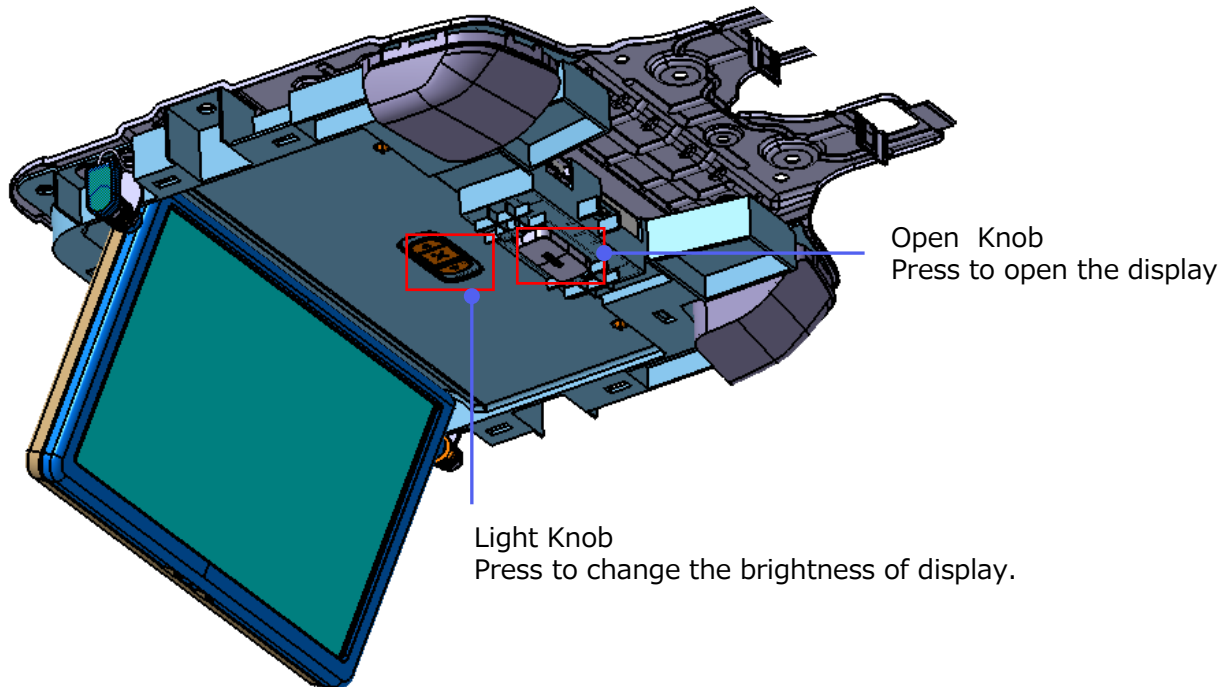
Maintenance

If unit has problems, do not attempt to repair the unit by yourself. Consult to your Honda dealers.

Rear Entertainment system

Press the button to open the display.
And close it by pull the display.

Adjust the Illumination by press the
Light button.



Rear Entertainment system

If you connect a Rear Entertainment system, you can see movies and hear music on the rear seat.

You can connect 4 different earphones with the RES.

Control it with the front DA.

Not all Bluetooth-enabled phones with streaming audio capabilities are compatible with the system.

For a list of compatible phones:

- U.S.: Visit automobiles.honda.com/handsfreelink/.or call 1-888-528-7876.

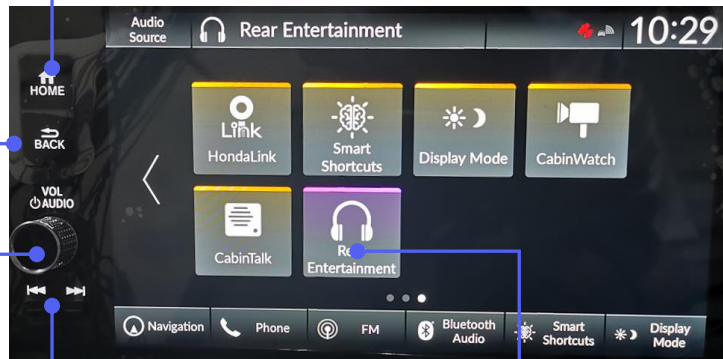
- Canada : For more information on smartphone compatibility, call 1-855-490-7451.

In some states, it may be illegal To perform some date device functions while driving

HOME Knob
Press to go to Home page

Back Knob
Press to return to previous Menu

VOL/ AUDIO
(Volume/Power) Knob
Press to turn the audio system on and off.
Turn to adjust the volume.



DA Home page

Press or to change files.
Press and hold to move rapidly within a track.

Touch RES icon to RES mode.

Rear Entertainment function

Rear Power icon
Touch to turn the RES system on and off.

Touch to change the RES setting
Please refer to next page



Touch to change the sound setting

Touch to turn the microphone on or off.

Play/Pause
Touch to play the music or resume the music.

Rear Entertainment setting



Setting mode Menu items

Headphones: the setting about the headphone.

Rear Entertainment help : help about the Rear Entertainment. About the detail please see the next page.

Headphones setting



Headphones Setting Menu items

Add : add headphones to connect with RES.

Manage: manage the headphone devices.

You can connect the headphone or disconnect the headphone by touch the button.

Manage Headphones list :




Manage : touch to goto manage list



Headphones manage list:

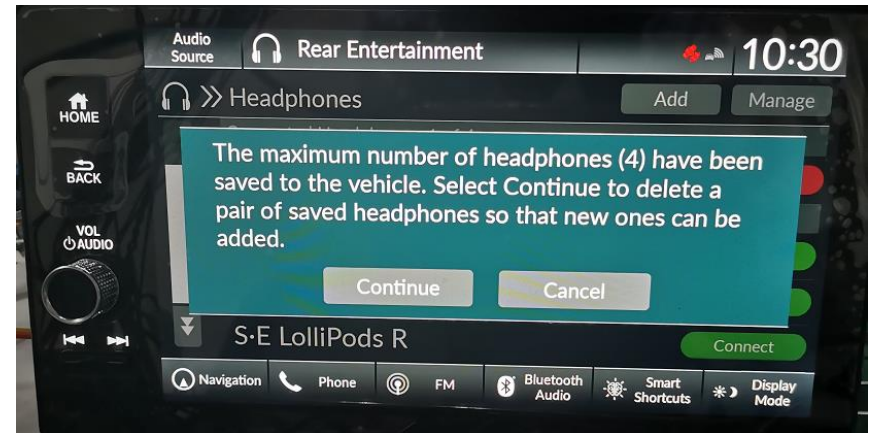
Turn the Rear Entertainment Bluetooth ON/OFF

Delete the connected device by touch 

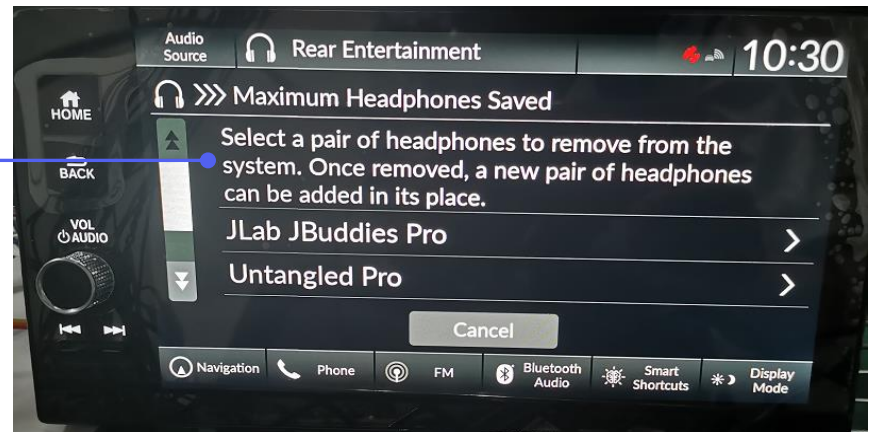
Manage Headphones list :



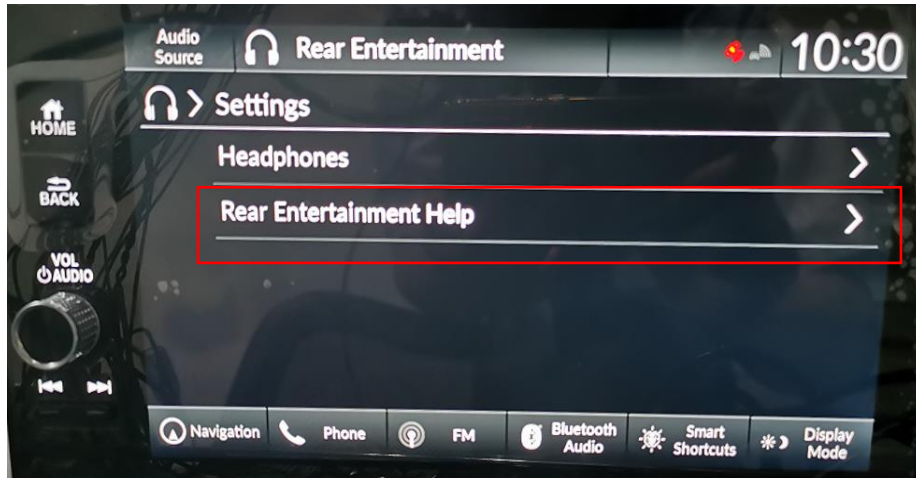
Add : touch to add new headphones.
If already connect 4 headphones there will be a message as below.



Please remove a pair of headphone
Then a new pair of headphones can
be added in its place.



Rear Entertainment help:



Touch the Rear Entertainment Help to ask for more help information. Scan the QR code for more information.



Sound setting:

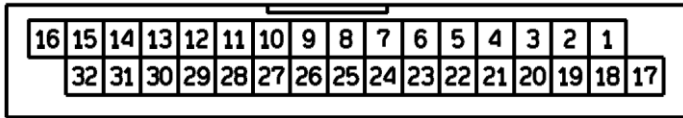


Touch sound button to change the sound setting as below.
Bass/Treble
Balance/Fader
Speed Volume Compensation
can be adjusted.



Pin information of RES system: Main connector

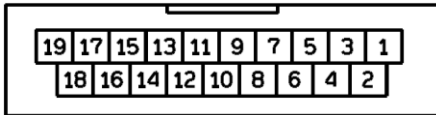
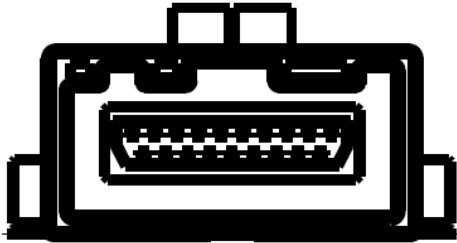
↑ LOCK DIRECTION



ANALOG AUDIO		ANALOG AUDIO	
No.	TERMINAL NAME	No.	TERMINAL NAME
1	ACC	17	+B
2	RES AUDIO R SIG	18	GND
3	RES AUDIO L/R SH	19	RES AUDIO L SIG
4	WIRED HP L	20	RES AUDIO L/R GND
5	WIRED HP L/R SH	21	WIRED HP R
6	OPEN	22	WIRED HP L/R GND
7	OPEN	23	OPEN
8	OPEN	24	OPEN
9	OPEN	25	OPEN
10	OPEN	26	OPEN
11	MIC SIG	27	OPEN
12	MIC SH	28	MIC GND
13	SERIAL-	29	SERIAL+
14	CON CHECK 1+	30	SERIAL SH
15	OPEN	31	CON CHECK 1-
16	OPEN	32	OPEN

Pin information of RES system : HDMI connector

↑ LOCK DIRECTION



No	TERMINAL NAME
1	TMDS Data2+
2	TMDS Data2 Shield
3	TMDS Data2-
4	TMDS Data1+
5	TMDS Data1 Shield
6	TMDS Data1-
7	TMDS Data0+
8	TMDS Data0 Shield
9	TMDS Data0-
10	TMDS Clock+
11	TMDS Clock Shield
12	TMDS Clock-
13	CEC
14	N.C.
15	SCL
16	SDA
17	DDC/CEC Ground
18	+5V Power
19	Hot Plug Detect

Specification

Product name	Rear Display
Model Name	THRS
SW Version	0.994
HW Version	2.5WK
Operation Temperature	-30~70°C
Rating	DC 13.2 V(10-16 V allowable), 1.2A(Optional)
Weight	Approx. 3.03kg
Applicant	ALPS ALPINE CO., LTD.
Applicant address	20-1 Yoshima Industrial Park Iwaki, Fukushima 970-1192 Japan
Manufacturer	ALPS ALPINE CO., LTD.
Manufacturer address	20-1 Yoshima Industrial Park Iwaki, Fukushima 970-1192 Japan
Country of Origin	Mexico
Brand Name	HONDA
Technology (BT, WLAN Etc.)	Bluetooth - BR+EDR
Bluetooth Version	Bluetooth V5.1
Modulation	GFSK, $\pi/4$DQPSK, 8DPSK
Antenna Designation	Metal Antenna
Antenna Gain	3.7dBi
Frequency Range	2400-2483.5MHz
Operation Frequency	2402-2480MHz
Maximum Output Power (Modul)	7±4dBm

USA: FCC Supplier's Declaration of Conformity

Brand name : HONDA

Model number: THRS

This device complies with part 15 of the FCC Rules. Operation is subject to the following two conditions: (1) This device may not cause harmful interference, and (2) this device must accept any interference received, including interference that may cause undesired operation.

Alps Alpine North America, Inc

3151 Jay Street, Suite 101, Santa Clara, California 95054, USA

TEL. +1(408)361-6400 FAX. +1(408)980-9945

This equipment complies with FCC radiation exposure limits set forth for an uncontrolled environment. This equipment should be installed and operated with a minimum distance of 20cm between the radiator and any part of your body.

Caution: The user is cautioned that changes or modifications not expressly approved by the party responsible for compliance could void the user's authority to operate the equipment.

Note: This equipment has been tested and found to comply with the limits for a Class B digital device, pursuant to part 15 of the FCC Rules. These limits are designed to provide reasonable protection against harmful interference in a residential installation. This equipment generates uses and can radiate radio frequency energy and, if not installed and used in accordance with the instructions, may cause harmful interference to radio communications. However, there is no guarantee that interference will not occur in a particular installation. If this equipment does cause harmful interference to radio or television reception, which can be determined by turning the equipment off and on, the user is encouraged to try to correct the interference by one or more of the following measures:

—Reorient or relocate the receiving antenna.

—Increase the separation between the equipment and receiver.

—Connect the equipment into an outlet on a circuit different from that to which the receiver is connected.

—Consult the dealer or an experienced radio/TV technician for help.

CANADA: IC RSS-Gen 8.4 User Manual Notice for Licence-Exempt Radio Apparatus

This device contains licence-exempt transmitter(s)/receiver(s) that comply with Innovation, Science and Economic Development Canada's licence-exempt RSS(s). Operation is subject to the following two conditions:

- 1.This device may not cause interference.
- 2.This device must accept any interference, including interference that may cause undesired operation of the device.

L'émetteur/récepteur exempt de licence contenu dans le présent appareil est conforme aux CNR d'Innovation, Sciences et Développement économique Canada applicables aux appareils radio exempts de licence. L'exploitation est autorisée aux deux conditions suivantes :

- 1.L'appareil ne doit pas produire de brouillage;
- 2.L'appareil doit accepter tout brouillage radioélectrique subi, même si le brouillage est susceptible d'en compromettre le fonctionnement.

This equipment complies with IC RSS-102 radiation exposure limits set forth for an uncontrolled environment. This equipment should be installed and operated with a minimum distance of 20cm between the radiator and any part of your body.

Pour se conformer aux exigences de conformité CNR 102 RF exposition, une distance de séparation d'au moins 20 cm doit être maintenue entre l'antenne de cet appareil et toutes les personnes.

EU: SIMPLIFIED EU DECLARATION OF CONFORMITY

Hereby ALPSALPINE CO.,LTD. declares that the radio equipment type THRS is in compliance with Directive 2014/53/EU.

The full text of the EU declaration of conformity is available at the following internet address:
<https://www.alpine.com/j/research/doc/>

NB has been informed that an importer will be used but one has yet to be selected.

It is the responsibility of the manufacturer and importer to ensure that the correct information is included on the packaging at the time the device is placed on the market.

OMAN

Oman - TRA
Dealer No
Certificate No

Mexico (Spanish)

La operación de este equipo está sujeta a las siguientes dos condiciones: (1) es posible que este equipo o dispositivo no cause interferencia perjudicial y (2) este equipo o dispositivo debe aceptar cualquier interferencia, incluyendo la que pueda causar su operación no deseada.