


APPENDIX 3: Photographs of test setup

Radiated Spurious Emission


Front



Rear (Below 1 GHz)



Rear (Above 1 GHz)



Worst Case Position


X-axis



Y-axis




-90 deg.



0 deg.



30 deg.



End of Report