


APPENDIX 1: Photographs of test setup





Spurious Emission (Radiated)
Front




Rear



Bluetooth Module Board: Normal Position (Horizontal: X-axis / Vertical: X-axis)
Antenna: Worst Case Position (Horizontal: X-axis / Vertical: Y-axis)

Antenna	Bluetooth Module Board
<p align="center">X-axis</p> 	<p align="center">X-axis</p> 
<p align="center">Y-axis</p> 	
<p align="center">Z-axis</p> 	

Spurious Emission (Radiated setup)



*The setup position of host device is set downward from antenna and Bluetooth Module Board position.
As a result, the host does not block the electromagnetic wave to/from antenna and Bluetooth Module Board.