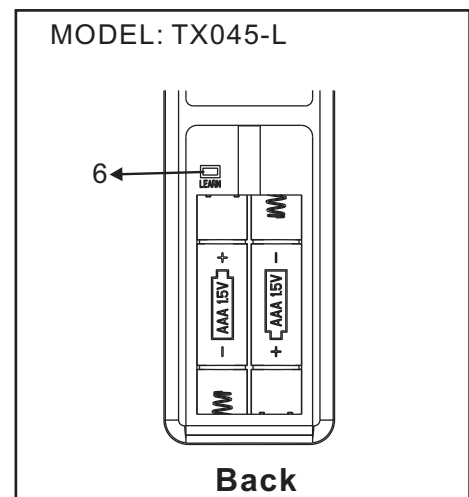
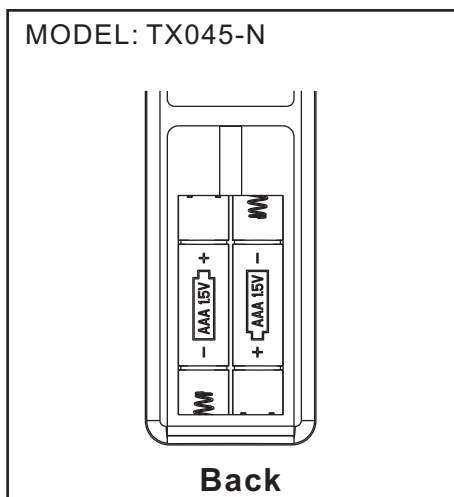
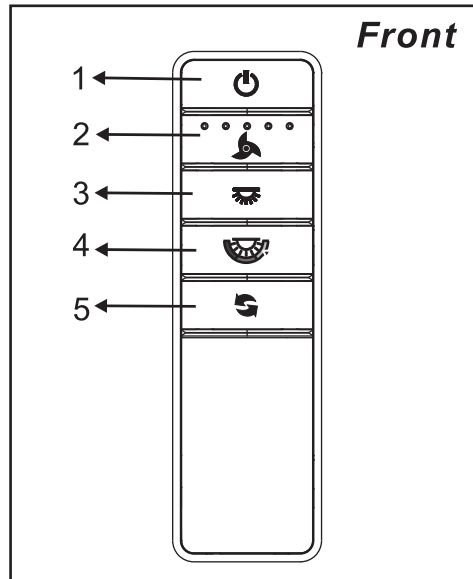


OPERATION INSTRUCTION

TX045-N TX045-LS
TX045-L TX045-LC
TX045-S TX045-RS
TX045-C TX045-CS
TX045-R TX045-LRS
TX045-LR TX045-LCS



Remote Control Functions:

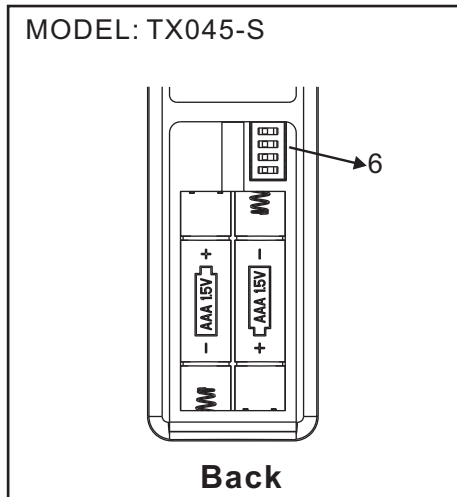
1. FAN& LIGHT/OFF Button:
To turn the fan & light on or off.
2. FAN SPEED CONTROL Button:
To control the fan 1~5 speed.
3. LIGHT ON/OFF/DIMMING Button:
To control light on, off and dimming.
4. CCT Function Button.
5. Fan reverse button.

Remote Control Functions:

1. FAN& LIGHT/OFF Button:
To turn the fan & light on or off.
2. FAN SPEED CONTROL Button:
To control the fan 1~5 speed.
3. LIGHT ON/OFF/DIMMING Button:
To control light on, off and dimming.
4. CCT Function Button.
5. Fan reverse button.
6. Extended Function Switch L.

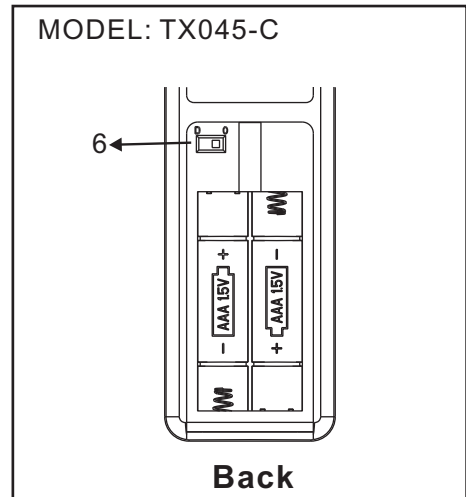
Note: Install 2 AAA 1.5V batteries to the remote control.

OPERATION INSTRUCTION



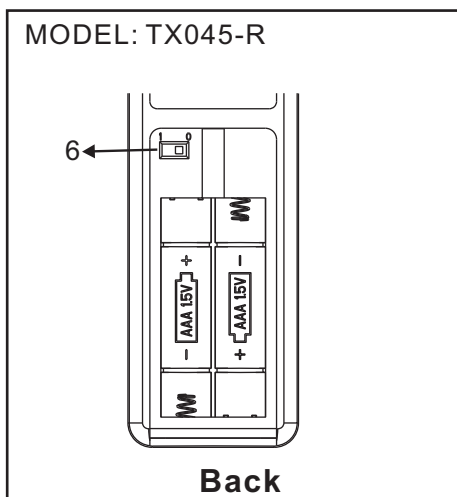
Remote Control Functions:

1. FAN& LIGHT/OFF Button:
To turn the fan & light on or off.
2. FAN SPEED CONTROL Button:
To control the fan 1~5 speed.
3. LIGHT ON/OFF/DIMMING Button:
To control light on, off and dimming.
4. CCT Function Button.
5. Fan reverse button.
6. Extended Function Switch S.



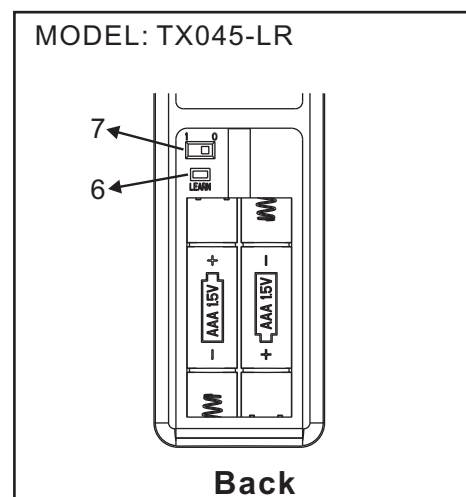
Remote Control Functions:

1. FAN& LIGHT/OFF Button:
To turn the fan & light on or off.
2. FAN SPEED CONTROL Button:
To control the fan 1~5 speed.
3. LIGHT ON/OFF/DIMMING Button:
To control light on, off and dimming.
4. CCT Function Button.
5. Fan reverse button.
6. Extended Function Switch C.



Remote Control Functions:

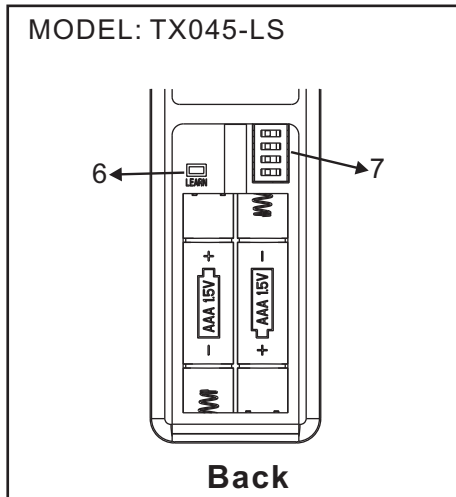
1. FAN& LIGHT/OFF Button:
To turn the fan & light on or off.
2. FAN SPEED CONTROL Button:
To control the fan 1~5 speed.
3. LIGHT ON/OFF/DIMMING Button:
To control light on, off and dimming.
4. CCT Function Button.
5. Fan reverse button.
6. Extended Function Switch R.



Remote Control Functions:

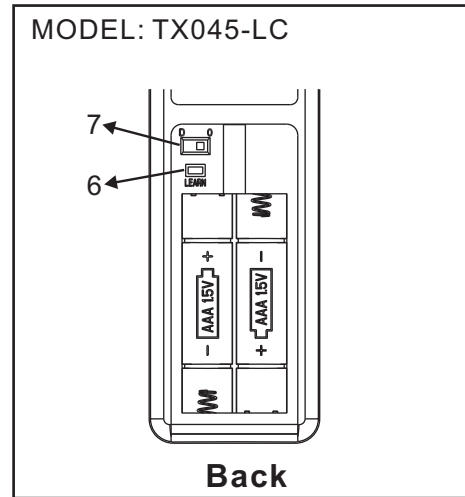
1. FAN& LIGHT/OFF Button:
To turn the fan & light on or off.
2. FAN SPEED CONTROL Button:
To control the fan 1~5 speed.
3. LIGHT ON/OFF/DIMMING Button:
To control light on, off and dimming.
4. CCT Function Button.
5. Fan reverse button.
6. Extended Function Switch L.
7. Extended Function Switch R.

OPERATION INSTRUCTION



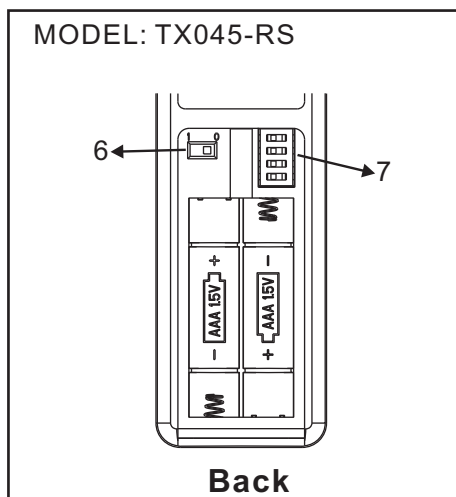
Remote Control Functions:

1. FAN& LIGHT/OFF Button:
To turn the fan & light on or off.
2. FAN SPEED CONTROL Button:
To control the fan 1~5 speed.
3. LIGHT ON/OFF/DIMMING Button:
To control light on, off and dimming.
4. CCT Function Button.
5. Fan reverse button.
6. Extended Function Switch L.
7. Extended Function Switch S.



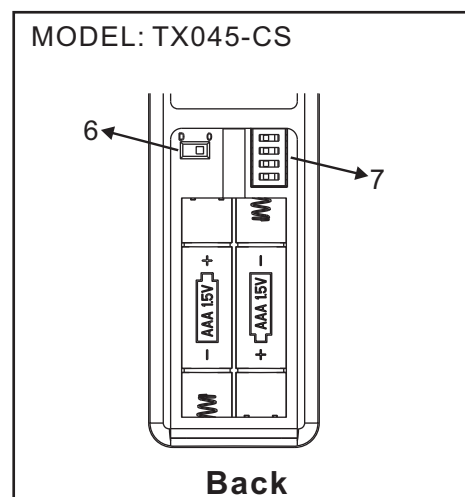
Remote Control Functions:

1. FAN& LIGHT/OFF Button:
To turn the fan & light on or off.
2. FAN SPEED CONTROL Button:
To control the fan 1~5 speed.
3. LIGHT ON/OFF/DIMMING Button:
To control light on, off and dimming.
4. CCT Function Button.
5. Fan reverse button.
6. Extended Function Switch L.
7. Extended Function Switch C.



Remote Control Functions:

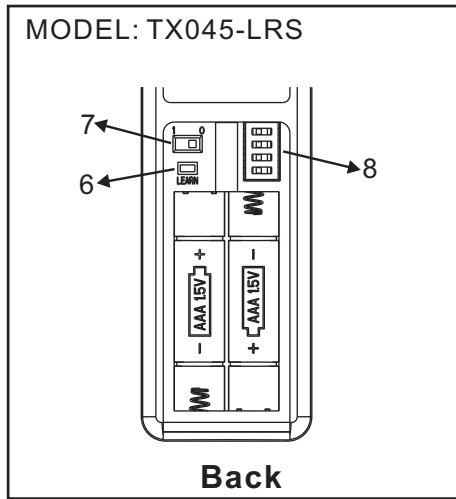
1. FAN& LIGHT/OFF Button:
To turn the fan & light on or off.
2. FAN SPEED CONTROL Button:
To control the fan 1~5 speed.
3. LIGHT ON/OFF/DIMMING Button:
To control light on, off and dimming.
4. CCT Function Button.
5. Fan reverse button.
6. Extended Function Switch R.
7. Extended Function Switch S.



Remote Control Functions:

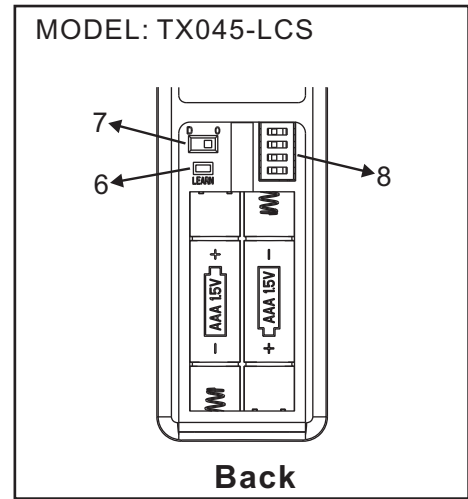
1. FAN& LIGHT/OFF Button:
To turn the fan & light on or off.
2. FAN SPEED CONTROL Button:
To control the fan 1~5 speed.
3. LIGHT ON/OFF/DIMMING Button:
To control light on, off and dimming.
4. CCT Function Button.
5. Fan reverse button.
6. Extended Function Switch C.
7. Extended Function Switch S.

OPERATION INSTRUCTION



Remote Control Functions:

1. FAN& LIGHT/OFF Button:
To turn the fan & light on or off.
2. FAN SPEED CONTROL Button:
To control the fan 1~5 speed.
3. LIGHT ON/OFF/DIMMING Button:
To control light on, off and dimming.
4. CCT Function Button.
5. Fan reverse button.
6. Extended Function Switch L.
7. Extended Function Switch R.
8. Extended Function Switch S.



Remote Control Functions:

1. FAN& LIGHT/OFF Button:
To turn the fan & light on or off.
2. FAN SPEED CONTROL Button:
To control the fan 1~5 speed.
3. LIGHT ON/OFF/DIMMING Button:
To control light on, off and dimming.
4. CCT Function Button.
5. Fan reverse button.
6. Extended Function Switch L.
7. Extended Function Switch C.
8. Extended Function Switch S.

OPERATION INSTRUCTION

FCC STATEMENT

1. This device complies with Part 15 of the FCC Rules. Operation is subject to the following two conditions:
 - (1) This device may not cause harmful interference.
 - (2) This device must accept any interference received, including interference that may cause undesired operation.
2. Changes or modifications not expressly approved by the party responsible for compliance could void the user's authority to operate the equipment.

NOTE: This equipment has been tested and found to comply with the limits for a Class B digital device, pursuant to Part 15 of the FCC Rules. These limits are designed to provide reasonable protection against harmful interference in a residential installation. This equipment generates, uses and can radiate radio frequency energy and, if not installed and used in accordance with the instructions, may cause harmful interference to radio communications.

However, there is no guarantee that interference will not occur in a particular installation. If this equipment does cause harmful interference to radio or television reception, which can be determined by turning the equipment off and on, the user is encouraged to try to correct the interference by one or more of the following measures:

1. Reorient or relocate the receiving antenna.
2. Increase the separation between the equipment and receiver.
3. Connect the equipment into an outlet on a circuit different from that to which the receiver is connected.
4. Consult the dealer or an experienced radio/TV technician for help.

IC STATEMENT

This device complies with Industry Canada license-exempt RSS standard(s). Operation is subject to the following two conditions:

- (1) this device may not cause harmful interference, and
- (2) this device must accept any interference received, including interference that may cause undesired operation.

Avis d'Industrie Canada (IC): Cet appareil est conforme avec Industrie Canada exempts de licence standard RSS (s).

Son fonctionnement est soumis aux deux conditions suivantes:

- (1) cet appareil ne doit pas provoquer d'interférences et
- (2) cet appareil doit accepter toute interférence, y compris celles pouvant causer un mauvais fonctionnement de l'appareil.

Information concernant l'exposition à l'énergie radiofréquence

Votre appareil est conçu et fabriqué pour ne pas dépasser les limites d'émission pour l'exposition à l'énergie RF établie par le gouvernement du Canada (IC). Les informations sur votre appareil sont en fichier avec l'IC et peuvent être trouvées sous la section Affichage Grant de <https://sms-sgs.ic.gc.ca/equipmentRechercher> après la recherche sur l'IC pour votre appareil, qui se trouve sur le À l'arrière de l'appareil.

- Products shall be subject to any changes without additional notices due to DawnSun will keep innovation and optimization on the products.