

Appendix D


Photographs

1. SAR measurement System
2. Photographs of Tissue Simulate Liquid
3. Photographs of EUT test position
4. EUT Constructional Details







1. SAR measurement System






2. Photographs of Tissue Simulate Liquid

Photo 1: Tissue Simulant Liquid for HBBL600-10000MHz	NA
	NA

3. Photographs of EUT test position

<p>Photo 2: Side 1</p>	<p>Photo 3: Side 2</p>
	
<p>Photo 4: Side 3</p>	<p>Photo 5: Side 4</p>
	
<p>Photo 6: Side 5</p>	<p>Photo 7: Side 6</p>
	

<p>Photo 8: Side 7</p>	<p>Photo 9: Side 8</p>
	
<p>Photo 10: Side 9</p>	<p>Photo 11:</p>
	<p>NA</p>

4. EUT Antenna Locations



5. EUT Constructional Details

Please Refer to Appendix D Photographs of EUT Constructional Details for SZCR2311003678AT.