





# SVV

---


*iUH15-Explanation of PCB antenna issues*



Option 1



Option 2



Resistance position of the module  
used in iUH15 (Option 1)



# Explanation

During the design of this module, a selectable antenna scheme was proposed: one is the scheme of external FPC antenna (Option 1), and the other is the scheme of PCB board antenna (Option 2); Two schemes are switched through a resistance during module production;

The module used in iUH15 is an external FPC antenna scheme (Option 1), and the resistance used in the product has already fixed the position, which cannot be switched through software. Therefore, there is no need to conduct additional PCB antenna testing.