

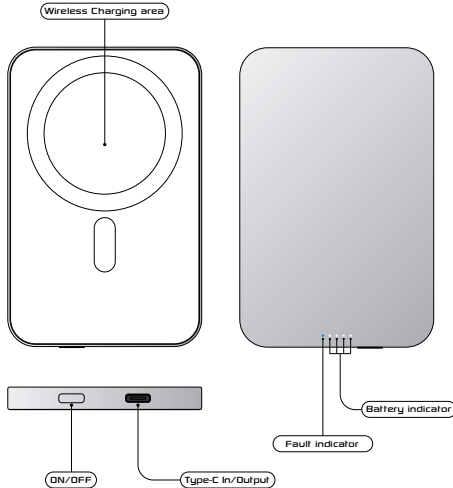
Magnetic Wireless Power Bank

[L-WP-05A5-V3]

User Manual

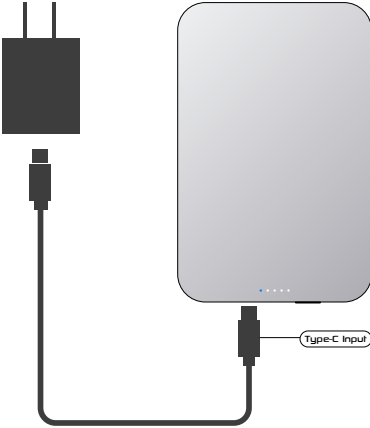
Product Introduction

Thank you for choosing our Magnetic wireless Power Bank. Please read over carefully and keep this manual for your records.



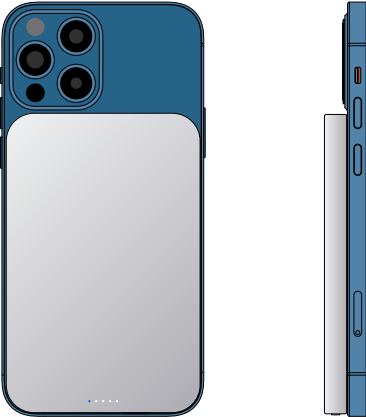
Charging the device

1. Connecting the Type-C interface of the Magnetic wireless Power Bank to the power adapter.
 2. The Battery indicator glows white in charging mode.
- ⚠ For a better charging experience, please use a power adapter above 20W.
- ⚠ For a more accurate display of the power level, it is recommended to perform two charge/discharge cycles.



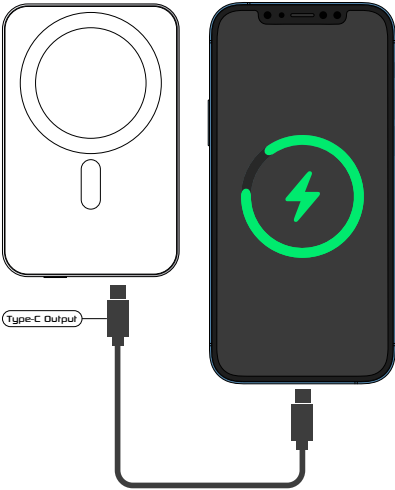
Wireless Charging the phone

Put the device on the middle of the phone back; it can be adsorbed automatically and charge the phone at the same time. When using wireless charging, the wireless charging indicator is always on; after disconnecting from the phone, the wireless charging indicator flashes slowly for 10 seconds and then turns off; when the wireless charging area touches a metal foreign object, the wireless charging indicator flashes quickly.



Wired Charging the phone

Use the charging cable to connect the magnetic wireless power bank and your phone.



Wireless applicable device

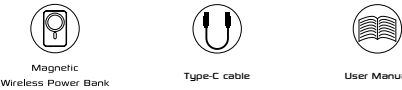
Devices built-in wireless charging receiver and support fast wireless charging:
[Galaxy S9 Plus/S10/S10 Plus/Note 10/Note 10 Plus, Huawei P30 Pro/Mate30/Mate30 Pro/P40 Pro stand charger for iPhone XS Max/Xr/11/11 Pro/11 Pro Max and all Qi-enabled devices]

⚠ Magnetic charging equipment:
[iPhone 12mini/12/12Pro/12Pro Max]
[iPhone 13mini/13/13Pro/13Pro Max]

Specifications

Model No.:	L-WP-05A5-V3
Capacity:	5000mAh/3.85V/19.25Wh
Type-C Input:	5V3A, 9V2A, 12V1.5A
Type-C Output:	5V3A, 9V2A, 12V1.5A
Wireless Output:	5W, 7.5W,
Transmission distance:	≤3-6mm
Charging efficiency:	≥75%
Size:	104×70×8.9mm
Unit weight:	≈128G (NW)

Standard accessories



NOTE: This equipment has been tested and found to comply with the limits for a Class B digital device, pursuant to part 15 of the FCC Rules. These limits are designed to provide reasonable protection against harmful interference in a residential installation. This equipment generates uses and can radiate radio frequency energy and, if not installed and used in accordance with the instructions, may cause harmful interference to radio communications. However, there is no guarantee that interference will not occur in a particular installation. If this equipment does cause harmful interference to radio or television reception, which can be determined by turning the equipment off and on, the user is encouraged to try to correct the interference by one or more of the following measures:

- Reorient or relocate the receiving antenna.
- Increase the separation between the equipment and receiver.
- Connect the equipment into an outlet on a circuit different from that to which the receiver is connected.
- Consult the dealer or an experienced radio/TV technician for help.

Changes or modifications not expressly approved by the party responsible for compliance could void the user's authority to operate the equipment.

This device complies with Part 15 of the FCC Rules. Operation is subject to the following two conditions:

- (1) this device may not cause harmful interference, and
- (2) this device must accept any interference received, including interference that may cause undesired operation.