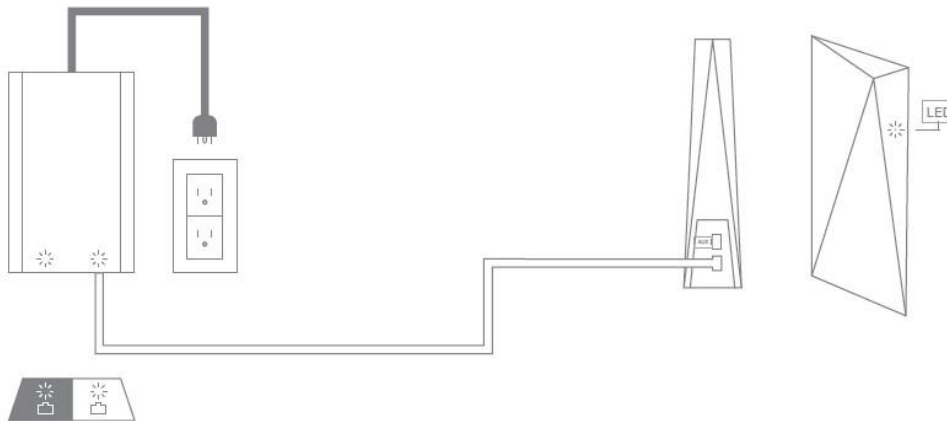


Starlink Router

SETUP

1. Plug everything in

Power up the Router by connecting the power cord and dish cable through the bottom ports of the Router. When everything is connected correctly, the Router LED will glow a pulsing white.



Power Supply LED:

When the Router is powered, the LED glows solid white

Router LED:

Pulsing White: Initializing

Solid White: Waiting for Internet

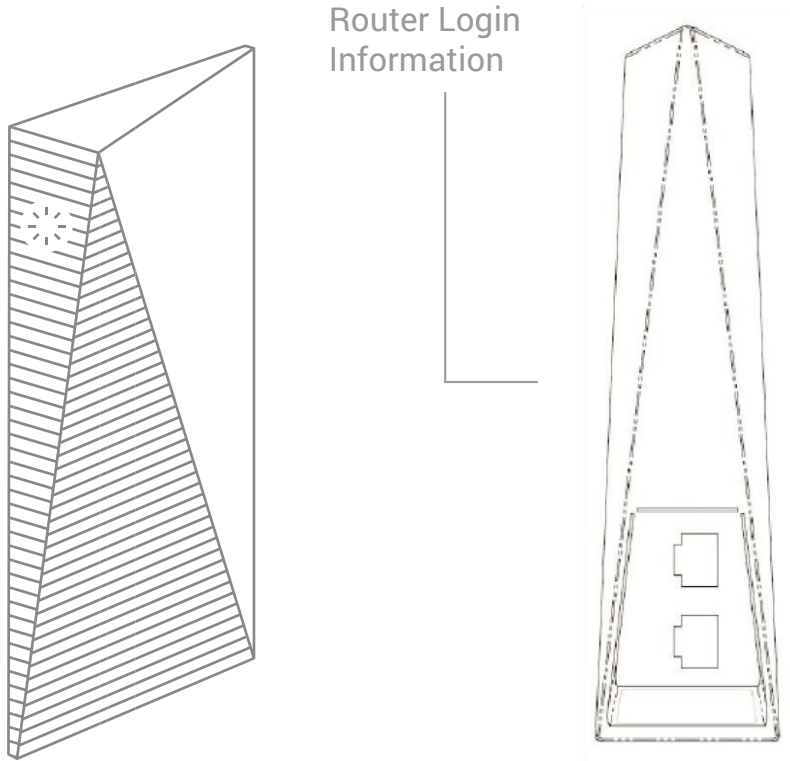
Solid Blue: Connected to Internet

CONNECT

2. Connect to the Router

Once the Router LED is solid white and no longer pulsing, the software is initialized and the Router is ready for login. This takes approximately 2 minutes.

Connect using the Network ID and password. Once the system has successfully established an internet connection, the Router LED will glow blue, and you will be able to browse the web.



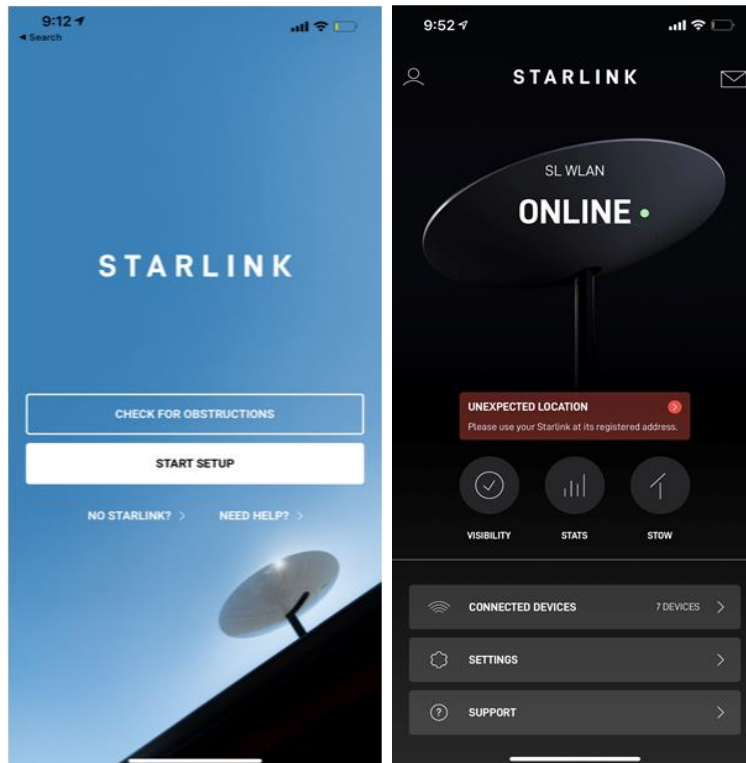
SETUP TIPS

Changing Your Network ID Or Password

To access the Router Admin Portal on a connected device (e.g., phone, tablet, PC) via the Starlink GUI, open the Starlink App, or enter <http://192.168.100.1/> in your Internet Browser.

STARLINK GUI => SETTINGS

Once in SETTINGS, change the IWFI CONFIGURATION.



Regulatory information

For regulatory identification purposes, your product is assigned a Model No.: UTR-201, FCC ID: 2AWHPR201, IC: 26207-UTR201

E-Label Access

To view electronic regulatory label on connected device (e.g., phone, tablet, PC) via Starlink GUI Open Starlink App, or <http://192.168.100.1/> in Web Browser.

Starting from main page of STARLINK GUI

Step 1 – access submenu “Support”

Step 2 – access submenu “Legal”

Step 3 – access submenu “Regulatory Label”

Alternatively, the regulatory markings might be located on the bottom of the unit, on the packaging, or elsewhere in this document.

Federal Communications Commission Notice

This device complies with Part 15 of the FCC Rules. Operation is subject to the following two conditions: (1) This device may not cause harmful interference, and (2) this device must accept any interference received, including interference that may cause undesired operation.

This equipment has been tested and found to comply with the limits for a Class B digital device, pursuant to Part 15 of the FCC Rules. These limits are designed to provide reasonable protection against harmful interference in a residential installation. This equipment generates, uses and can radiate radio frequency energy and, if not installed and used in accordance with the instructions, may cause harmful interference to radio communications. However, there is no guarantee that interference will not occur in a particular installation. If this equipment does cause harmful interference to radio or television reception, which can be determined by turning the equipment off and on, the user is encouraged to try to correct the interference by one of the following measures:

- Reorient or relocate the receiving antenna.
- Increase the separation between the equipment and receiver.
- Connect the equipment into an outlet on a circuit different from that to which the receiver is connected.
- Consult the dealer or an experienced radio/TV technician for help.

FCC Caution: Any changes or modifications not expressly approved by the party responsible for compliance could void the user’s authority to operate this equipment.

This transmitter must not be co-located or operating in conjunction with any other antenna or transmitter.

Radiation Exposure Statement:

This equipment complies with FCC radiation exposure limits set forth for an uncontrolled environment. This equipment should be installed and operated with minimum distance 23 cm between the radiator & your body.

Industry Canada statement:

This device complies with ISED's license-exempt RSSs. Operation is subject to the following two conditions: (1) This device may not cause harmful interference, and (2) this device must accept any interference received, including interference that may cause undesired operation.

Le présent appareil est conforme aux CNR d'ISED applicables aux appareils radio exempts de licence. L'exploitation est autorisée aux deux conditions suivantes : (1) le dispositif ne doit pas produire de brouillage préjudiciable, et (2) ce dispositif doit accepter tout brouillage reçu, y compris un brouillage susceptible de provoquer un fonctionnement indésirable.

Caution :

(i) the device for operation in the band 5150-5250 MHz is only for indoor use to reduce the potential for harmful interference to cochannel mobile satellite systems;

Avertissement:

Le guide d'utilisation des dispositifs pour réseaux locaux doit inclure des instructions précises sur les restrictions susmentionnées, notamment :

(i) les dispositifs fonctionnant dans la bande 5150-5250 MHz sont réservés uniquement pour une utilisation à l'intérieur afin de réduire les risques de brouillage préjudiciable aux systèmes de satellites mobiles utilisant les mêmes canaux;

Radiation Exposure Statement:

This equipment complies with ISED radiation exposure limits set forth for an uncontrolled environment. This equipment should be installed and operated with greater than 28cm between the radiator & your body.

Déclaration d'exposition aux radiations:

Cet équipement est conforme aux limites d'exposition aux rayonnements ISED établies pour un environnement non contrôlé. Cet équipement doit être installé et utilisé à plus de 28 cm entre le radiateur et votre corps.