

# **Personal medium frequency stimulator and body fat meter**

**Model name: SS-M100K**

**Product name: TOOKTOOK**

**Manufacturer: SINSUNG ICT**

**Country of manufacture and manufacturer address:**

**533, incubator center, sangnok-gu, ansan, Gyeonggi-do, korea**

1. Communication interface: Bluetooth 4.1 / 2.4 GHz

2. Keep: temperature: -10~70°C, humidity 5~90%

3. Weight: 25g

4. Rated voltage: DC 3.7v (rechargeable lithium ion Battery, charger DC 5V)

5. Massage frequency: 20Khz

6. S/W: Android APP SS-M100K-app\_a / Android 9.0+

S/W: iOS APP SS-M100K-app\_i / iOS 13 +

7. Battery

1) Reporter: Dongguan Ufine Electronic Technology Co., Ltd

2) Model name: UF502035

3) Rating DC3.7V, 300mAh

4) A/S 070-7622-2114

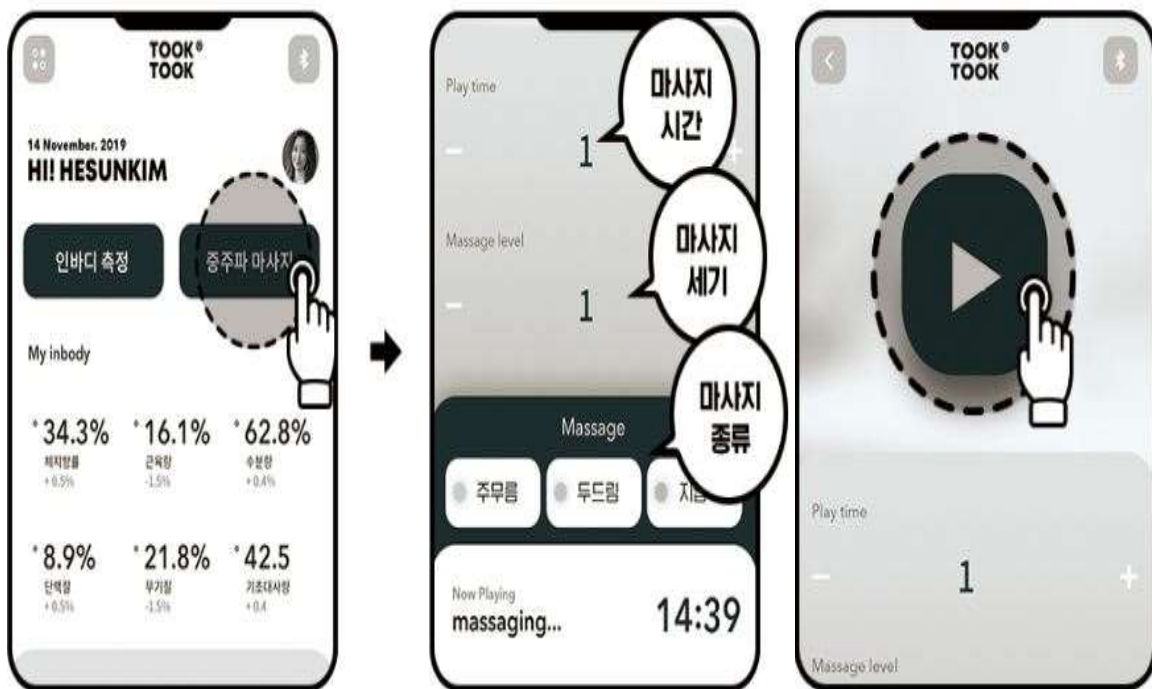
5) Manufacturer name: Dongguan Ufine Electronic Technology Co., Ltd

8. App

1) TOOKTOOK the product must be used with the application.

2) Please use the app after running the took-took and Bluetooth.

3) How to connect: ①turn on the took-took ②run the app, touch the top right Bluetooth icon.

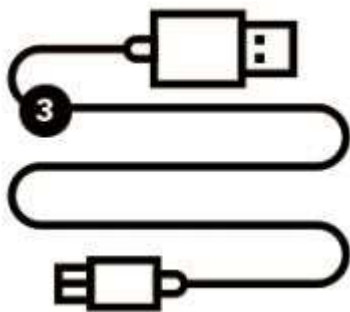


## 9. Component information


TOOKTOOK device



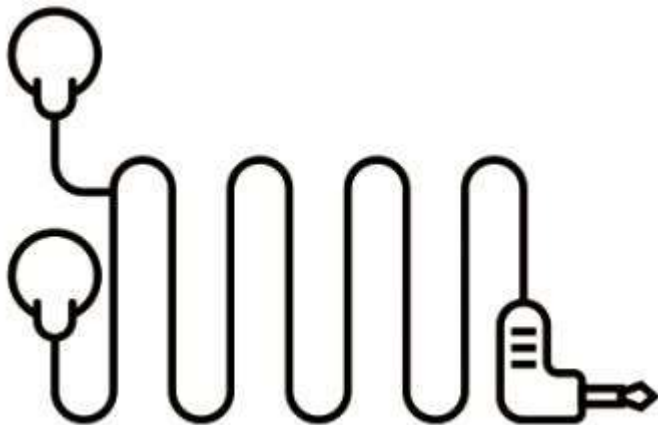
micro 5-pin USB charging cable



2cat massage gel pads



Medium frequency current cable



#### 10. Product performance and characteristics

Voltage: DC 3.7V (use rechargeable li-ion battery, DC 5V when charging)

Protection against battery shock internally powered devices

Pulse repetition frequency: 20KHz

Pulse width: 50us

Max output voltage: MAX DC 150V

Output current 1mA or less

15minutes per operation time (3times in a row)

#### 11. Safety precautions for use

Danger: high risk of death or serious injury if misused.

Warning: information that could cause death or symptoms if misused.

Caution: information that can cause physical injury or property damage if used incorrectly.

#### 12. Danger- prohibited

- 1) Implantable medical electrical equipment such as cardiac pacemakers
- 2) Medical electrical equipment for life support of face makers, etc.
- 3) Arrangement-type medical electrical equipment such as electrocardiograph.
- 4) Do not use the electric scalpel at the same time.
- 5) No manipulation near shortwave or microwave treatment units.

\* It may cause a serious danger to life by malfunctioning medical device.

#### 13. Warning-prohibited

- 1) Please read this manual carefully before use.
- 2) It is forbidden to use the purpose not described in this manual
- 3) Prohibited use for infants or anyone who cannot properly display their intentions
- 4) Stop using the product if you feel any abnormality or discomfort while using it.
- 5) Do not use in high temperature or while bathing.
- 6) Use after clearing precious metals before use.
- 7) Do not use on metal prostheses.

#### 14. Warning-forced

※ Do not use the following people.

- 1) People with heart disease and heart disorders.
- 2) Those who use life-supporting medical devices such as cardiopulmonary.
- 3) The weak in mind and body.
- 4) People with abnormal blood pressure.
- 5) High body temperature.
- 6) Persons using high frequency surgical medical devices.
- 7) People who go to hospital because of venous thrombosis.

- 8) People who have a lot of menstrual bleeding.
- 9) Within 1 month of intrauterine contraceptive.
- 10) Others deemed inappropriate by the doctor's diagnosis.

#### 15. Caution-force

※ Do not use the following people.

- 1) People with acute illness.
- 2) Those with malignant tumors.
- 3) Minutes with high temperature.
- 4) People with abnormalities on the skin of the application site.
- 5) Those who have recently had surgery.
- 6) Those who are taking insulin to treat diabetes.
- 7) People who have side effects such as inflammation, skin disorders and hypersensitivity.
- 8) People with muscle or joint problems.
- 9) Those who are within 6 weeks of delivery.
- 10) Within 3 months of cesarean operation.
- 11) Those who wish to use this device for the purpose of rehabilitation.
- 12) Those who are being treated by other doctors.
- 13) People who have serious illness or damage not mentioned in this manual.

#### 16. Caution-prohibited

- 1) Only use with complete knowledge of how use.
- 2) Keep the body and pads out of how to use.
- 3) Do not use at bedtime.
- 4) Do not use while driving.
- 5) Do not use the pads with people because of skin inflammation.
- 6) Do not use pads on affected areas.
- 7) Do not use your phone near a stimulator.
- 8) Do not use for a long time (more than 30minutes) in one area.
- 9) Clean the pads and dry them before use.

- 10) Do not use any product other than the dedicated cord.
- 11) Please use after confirming that the electrode cord, body and pad are properly connected.
- 12) Install the pads correctly.

#### 17. Warranty service

- 1) You can receive at the customer support center for 1 year after purchasing the product.
- 2) Warranty items include parts that are considered consider consumables or products that wear naturally or parts not included.

#### 18. Warranty service exclusions

- 1) In case of loss or failure due to customer's negligence and negligence
- 2) Trouble due to shock and foreign material input
- 3) In case of malfunction caused by personal repair or modification, not repaired by the customer support center
- 4) Damage caused by natural disasters
- 5) In case of receiving more than 2 times of the product which has no problem even during the warranty service period
- 6) Customer service: 533 incubator, hanyang university-ro 55, sangnok-gu, ansan-si, Gyeonggi-do.

#### 19. Sold separately

2massage gel pads 1 set.

- 1) Standard: 100 × 100 mm
- 2) 15washes once use
- 3) Disposal after 10 washes

※ After a certain amount of use with parcel please discard.

## 20. Medium frequency current cable

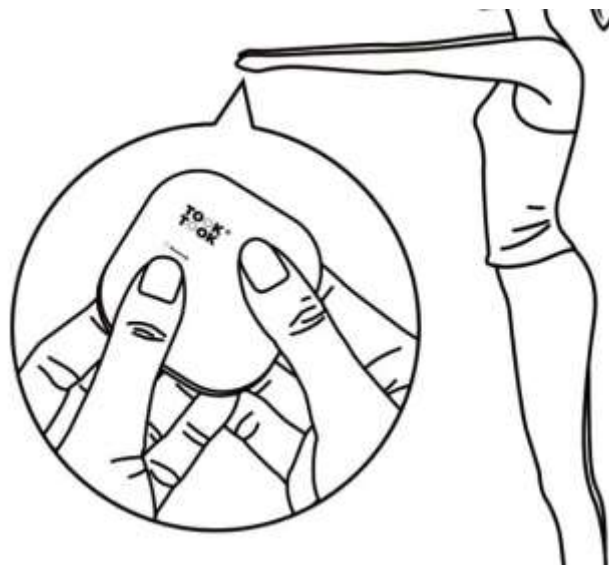
- 1) Pad lines: 2
- 2) Line length: 1.2m

## 21. Usage (In-body measurement)

- 1) Turn on tool tool and establish a Bluetooth connection with your smartphone.  
(see the back of the connection method)
- 2) After launching the application, touch the in-body measurement button at the top of the main screen.
- 3) If you touch ► in the center of the screen, the measurement starts after 3 seconds.
- 4) When measuring, keep the posture upright and standing side by side
- 5) Press the front and back of both ground planes with your thumb and forefinger.
- 6) Keep the posture on the smartphone screen until the measurement is completed.
- 7) When the measurement is completed, you can check the measured data.

## 22. Precautions and measurement positions.

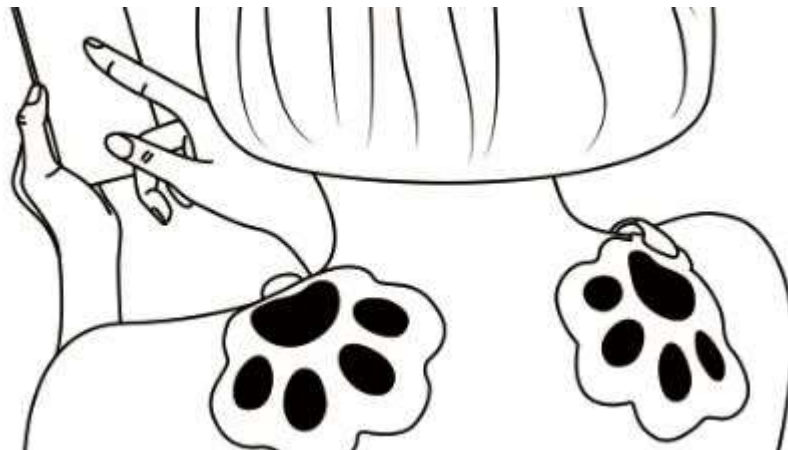
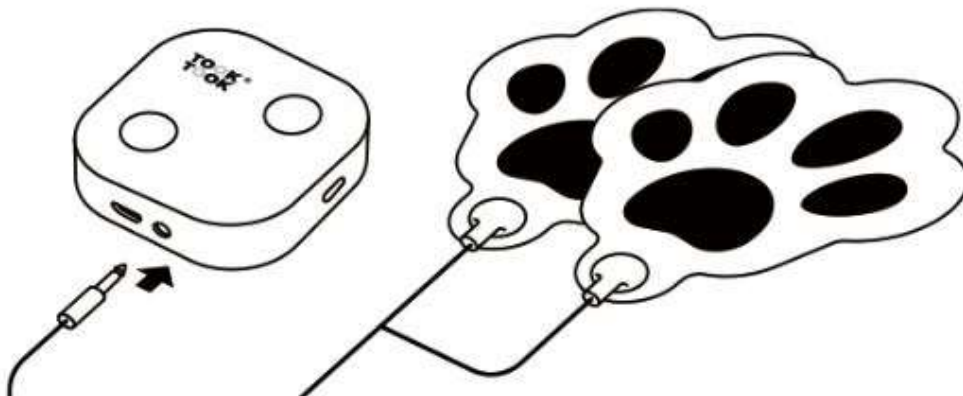
- 1) We recommend measurements at the same time and on an empty stomach.
- 2) Do not move or release during measurement.
- 3) Position yourself in a comfortable position, standing side by side forward.
- 4) Keep the same posture for every measurement.





### 23. Usage (Medium frequency massage)

- 1) Turn on took-took and establish a Bluetooth connection with your smart phone.  
(see the back of the connection method)
- 2) Connect the took-took and the massage patch with a medium frequency current cable.
- 3) Attach the patch well to the massage area.
- 4) After running the application touch the 'middle frequency massage' button at the top of the main screen.
- 5) On the massage screen, select a massage option.
- 6) Massage time (up to 15minutes)/ massage intensity/ massage type.
- 7) After selecting an option, touch the ► in the center of the screen to start the massage.



## 24. How to use app massage

- 1) Option guide
- 2) Massage time: 1minute up to 15minutes
- 3) Massage strength: 1~ 15steps
- 4) Types of massage: kneading/tapping/shiatsu
- 5) If the pad adhesion drops, wipe it gently with your hands.
- 6) Pad cleaning cycle is recommended once every 15 uses, after a total of 10 washes.

## FCC Information to User

This equipment has been tested and found to comply with the limits for a Class B digital device, pursuant to Part 15 of the FCC Rules. These limits are designed to provide reasonable protection against harmful interference in a residential installation. This equipment generates, uses and can radiate radio frequency energy and, if not installed and used in accordance with the instructions, may cause harmful interference to radio communications. However, there is no guarantee that interference will not occur in a particular installation. If this equipment does cause harmful interference to radio or television reception, which can be determined by turning the equipment off and on, the user is encouraged to try to correct the interference by one of the following measures:

- Reorient or relocate the receiving antenna.
- Increase the separation between the equipment and receiver.
- Connect the equipment into an outlet on a circuit different from that to which the receiver is connected.
- Consult the dealer or an experienced radio/TV technician for help.

## Caution

Modifications not expressly approved by the party responsible for compliance could void the user's authority to operate the equipment.

FCC Compliance Information : This device complies with Part 15 of the FCC Rules. Operation is subject to the following two conditions: (1) This device may not cause harmful interference, and (2) this device must accept any interference received, including interference that may cause undesired operation.

This equipment complies with FCC radiation exposure limits set forth for an uncontrolled environment.