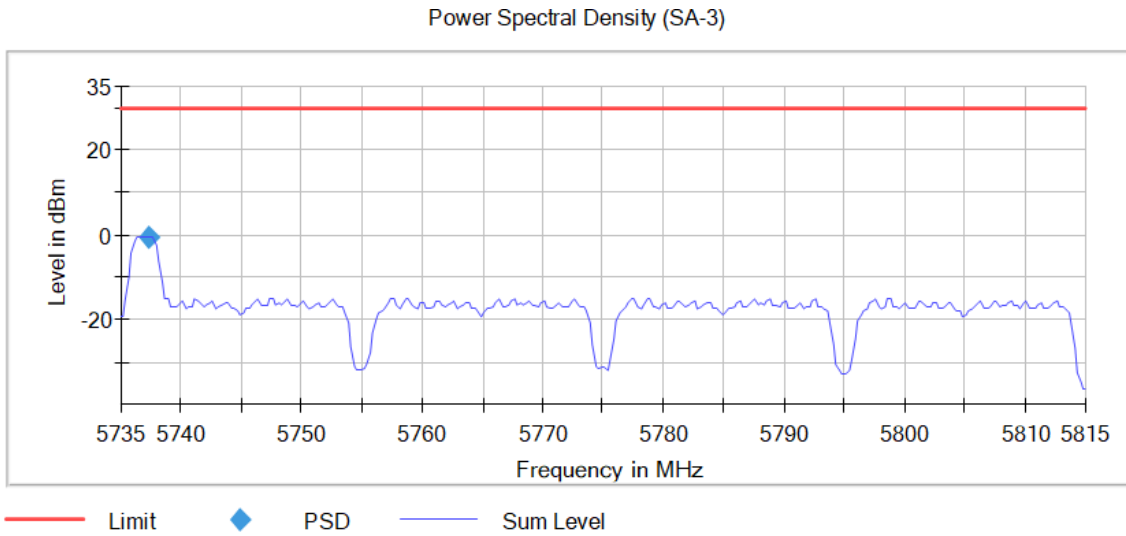


**Tables:**  
 Spectrum Analyzer Parameters

Setting	Instrument Value	Target Value
Span	80.000 MHz	80.000 MHz
RBW	1.000 MHz	<= 1.000 MHz
VBW	3.000 MHz	>= 3.000 MHz
SweepPoints	160	~ 160
Sweeptime	3.200 ms	3.200 ms
Reference Level	0.000 dBm	0.000 dBm
Attenuation	10.000 dB	AUTO
Detector	RMS	RMS
SweepCount	18750	18750
Filter	3 dB	3 dB
Trace Mode	Max Hold	Max Hold
Sweeptype	Sweep	Sweep
Preamp	off	off
Stablemode	Trace	Trace
Stablevalue	0.50 dB	0.50 dB
Run	2 / max. 15	max. 15
Stable	1 / 1	1
Max Stable Difference	0.03 dB	0.50 dB

**Active Port = 1+2, Frequency MHz = 5775.00000, Modulation = 802.11ax HE80 SS1 (OFDMA MCS0), TPC = No, MIMO Mode = MIMO CCD Mode 2x2, Number of Transmission Chains = 2**

**Images:**



**Tables:**

Spectrum Analyzer Parameters

Setting	Instrument Value	Target Value
Span	80.000 MHz	80.000 MHz
RBW	500.000 kHz	<= 500.000 kHz
VBW	2.000 MHz	>= 1.500 MHz
SweepPoints	320	~ 320
Sweeptime	6.400 ms	6.400 ms
Reference Level	0.000 dBm	0.000 dBm
Attenuation	20.000 dB	AUTO
Detector	RMS	RMS
SweepCount	9375	9375
Filter	3 dB	3 dB
Trace Mode	Max Hold	Max Hold
Sweeptype	Sweep	Sweep
Preamplifier	off	off
Stablemode	Trace	Trace
Stablevalue	0.50 dB	0.50 dB
Run	4 / max. 15	max. 15
Stable	1 / 1	1
Max Stable Difference	0.21 dB	0.50 dB

RSS-Gen 6.6 / RSS-247 6.2. [99dBW] Transmitter 99% Occupied Bandwidth

**Limits**

No Limit has been set to this test case

MIMO Mode: MIMO CCD Mode 2x2

Modulation: 802.11a (OFDM 6 Mbit/s)

**Results**

Port	Freq (MHz)	# of Tx Chains	Occ Ch BW (MHz)
1+2	5180.00000	2	16.600
1+2	5200.00000	2	16.600
1+2	5240.00000	2	16.500
1+2	5745.00000	2	16.600
1+2	5785.00000	2	16.600
1+2	5825.00000	2	16.600

**Verdict**

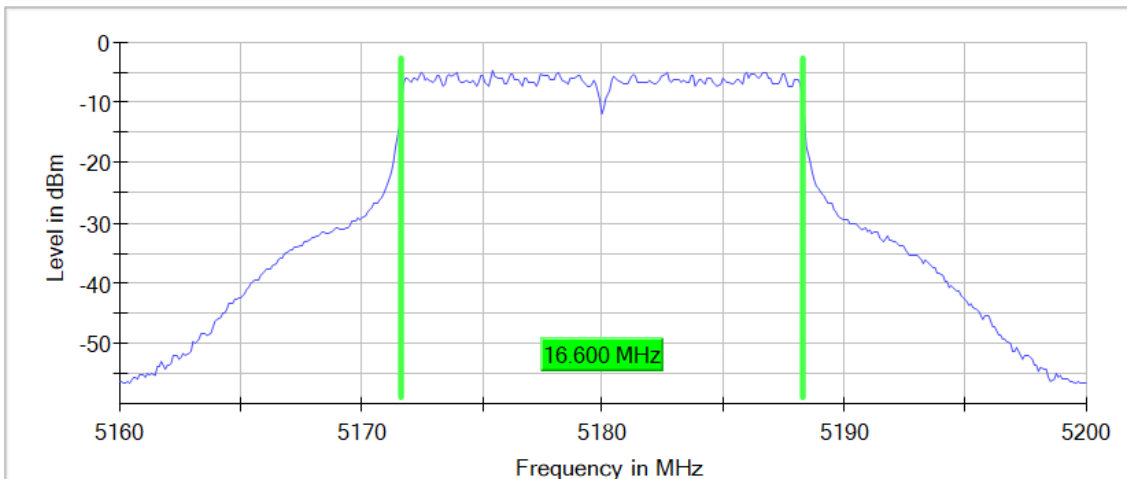
Pass

**Attachments**

Active Port = 1+2, Frequency MHz = 5180.00000, Modulation = 802.11a (OFDM 6 Mbit/s), MIMO Mode = MIMO CCD Mode 2x2, Number of Transmission Chains = 2

**Images:**

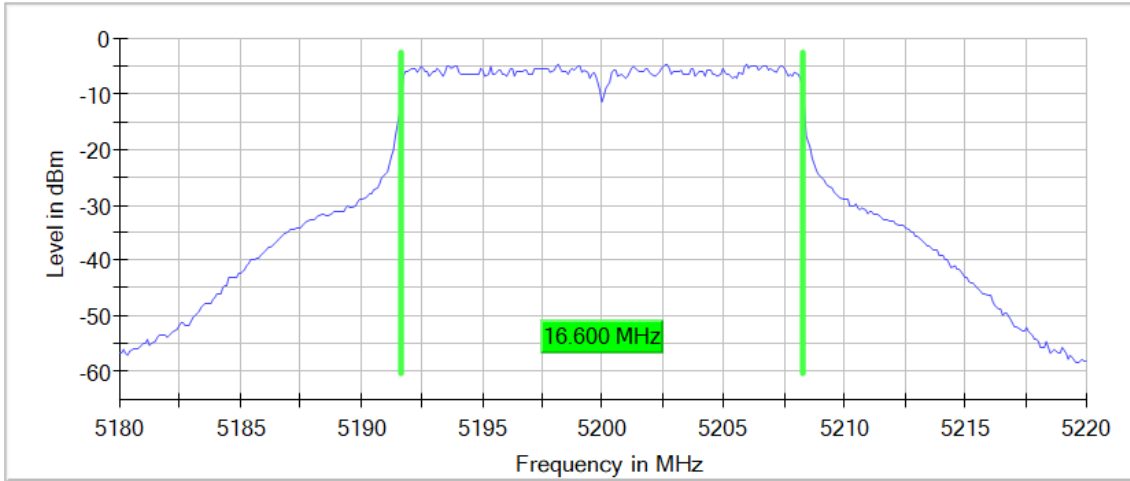
99 % Bandwidth



**Active Port = 1+2, Frequency MHz = 5200.00000, Modulation = 802.11a (OFDM 6 Mbit/s), MIMO Mode = MIMO CCD Mode 2x2, Number of Transmission Chains = 2**

**Images:**

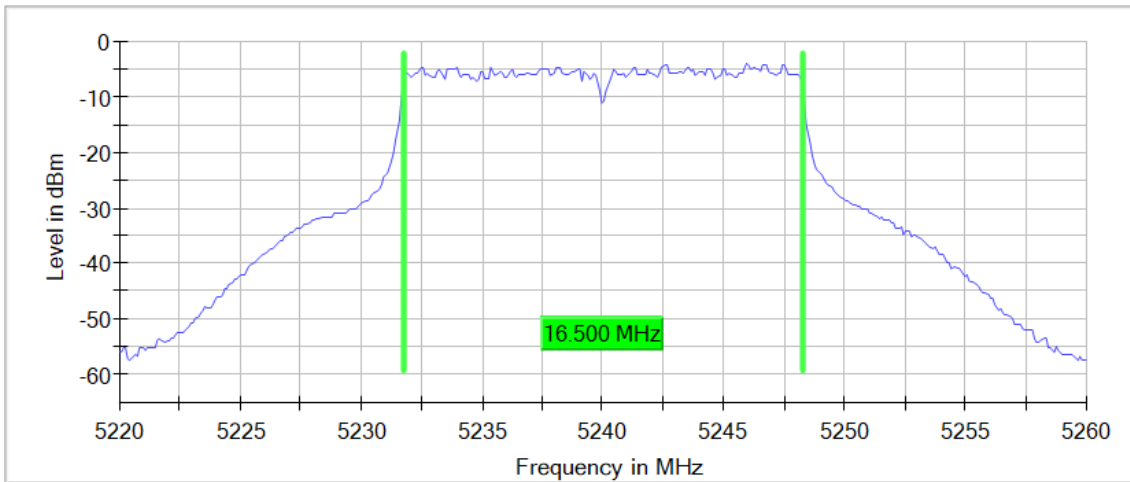
99 % Bandwidth



**Active Port = 1+2, Frequency MHz = 5240.00000, Modulation = 802.11a (OFDM 6 Mbit/s), MIMO Mode = MIMO CCD Mode 2x2, Number of Transmission Chains = 2**

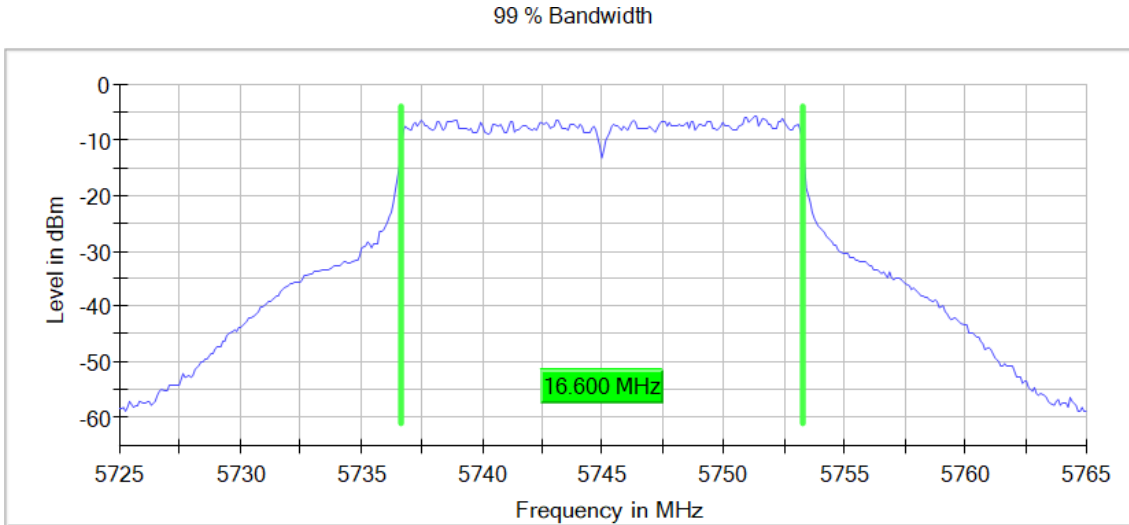
**Images:**

99 % Bandwidth



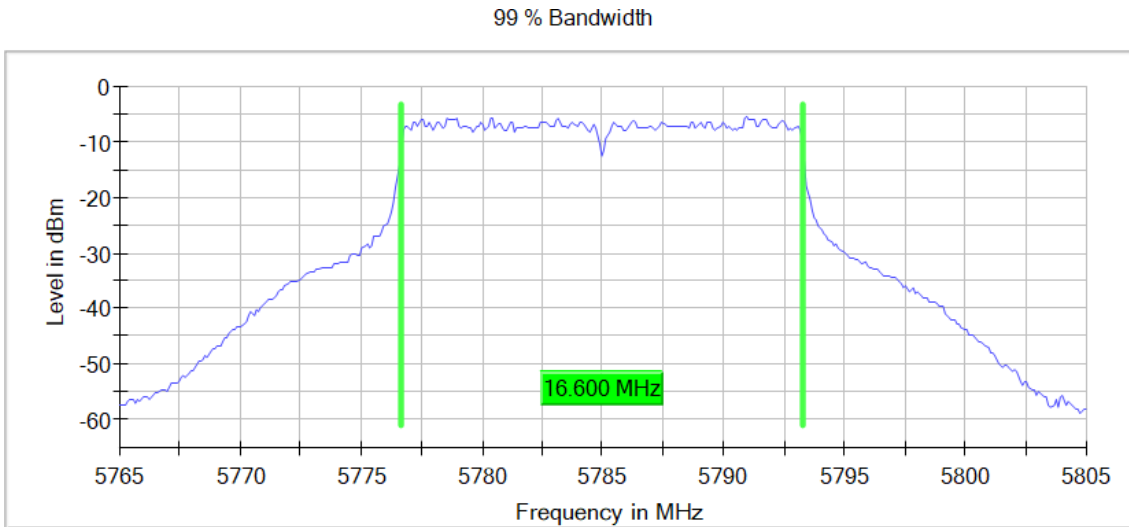
**Active Port = 1+2, Frequency MHz = 5745.00000, Modulation = 802.11a (OFDM 6 Mbit/s), MIMO Mode = MIMO CCD Mode 2x2, Number of Transmission Chains = 2**

**Images:**



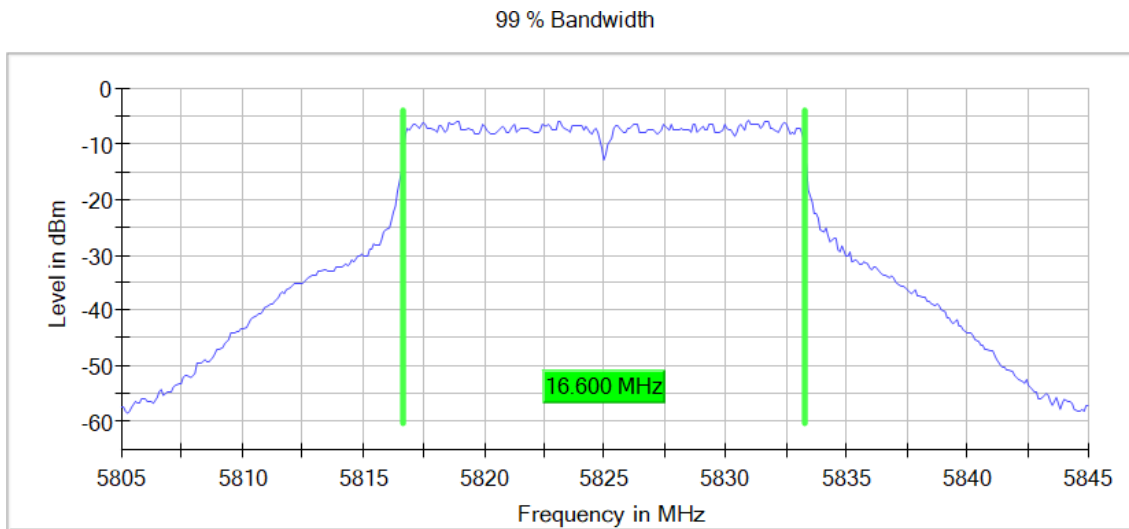
**Active Port = 1+2, Frequency MHz = 5785.00000, Modulation = 802.11a (OFDM 6 Mbit/s), MIMO Mode = MIMO CCD Mode 2x2, Number of Transmission Chains = 2**

**Images:**



**Active Port = 1+2, Frequency MHz = 5825.00000, Modulation = 802.11a (OFDM 6 Mbit/s), MIMO Mode = MIMO CCD Mode 2x2, Number of Transmission Chains = 2**

**Images:**



**Tables:**

Spectrum Analyzer Parameters

Setting	Instrument Value	Target Value
Span	40.000 MHz	40.000 MHz
RBW	200.000 kHz	>= 200.000 kHz
VBW	1.000 MHz	>= 600.000 kHz
SweepPoints	400	~ 400
Sweeptime	1.000 ms	AUTO
Reference Level	0.000 dBm	0.000 dBm
Attenuation	10.000 dB	AUTO
Detector	MaxPeak	MaxPeak
SweepCount	200	200
Filter	3 dB	3 dB
Trace Mode	Max Hold	Max Hold
Sweeptype	Sweep	AUTO
Preamp	off	off
Stablemode	Trace	Trace
Stablevalue	0.30 dB	0.30 dB
Run	46 / max. 150	max. 150
Stable	5 / 5	5
Max Stable Difference	0.05 dB	0.30 dB

MIMO Mode: MIMO CCD Mode 2x2

Modulation: 802.11n HT20 (OFDM MCS0 6.5 Mbit/s)

**Results**

Port	Freq (MHz)	# of Tx Chains	Occ Ch BW (MHz)
1+2	5180.00000	2	17.800
1+2	5200.00000	2	17.800
1+2	5240.00000	2	17.800
1+2	5745.00000	2	17.800
1+2	5785.00000	2	17.800
1+2	5825.00000	2	17.800

**Verdict**

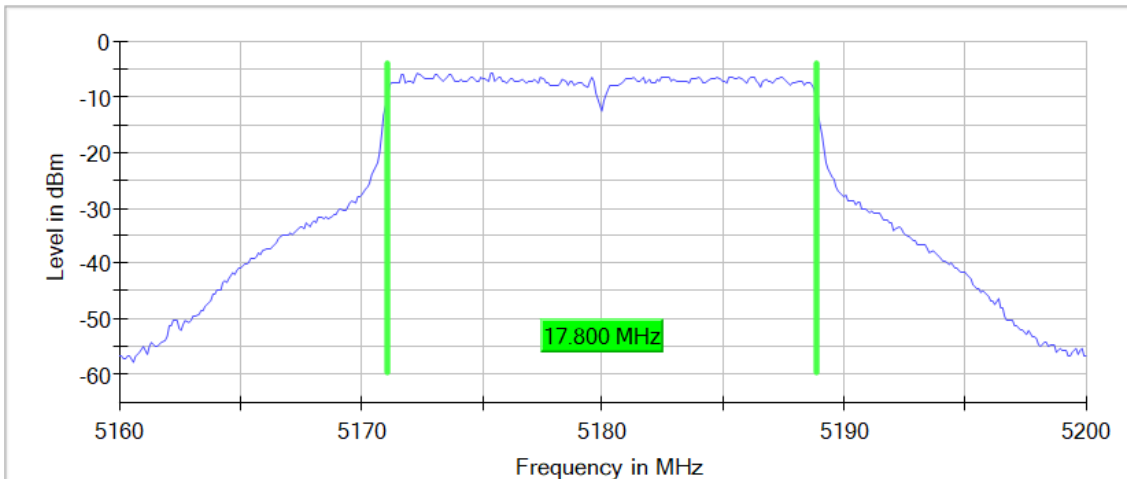
Pass

**Attachments**

Active Port = 1+2, Frequency MHz = 5180.00000, Modulation = 802.11n HT20 (OFDM MCS0 6.5 Mbit/s), MIMO Mode = MIMO CCD Mode 2x2, Number of Transmission Chains = 2

Images:

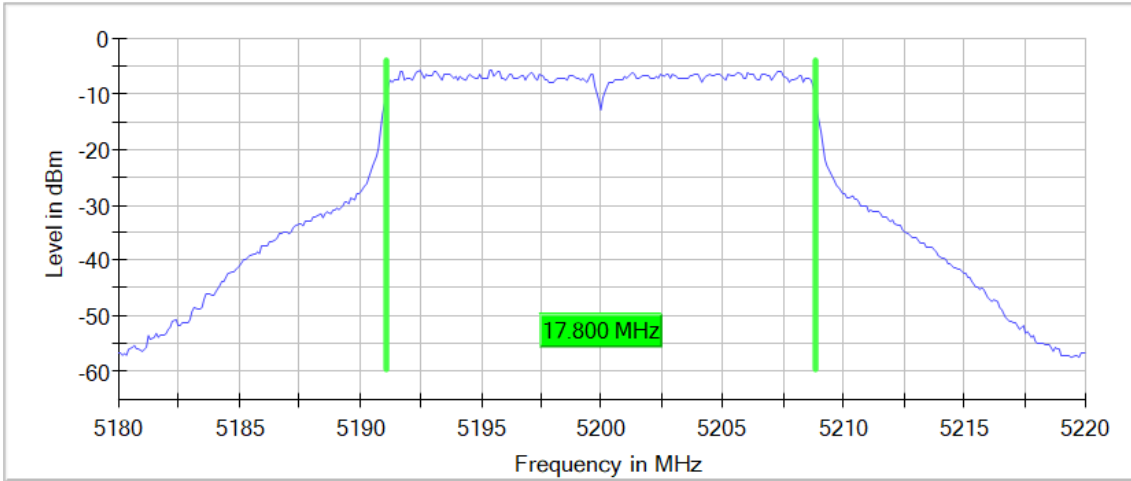
99 % Bandwidth



**Active Port = 1+2, Frequency MHz = 5200.00000, Modulation = 802.11n HT20 (OFDM MCS0 6.5 Mbit/s),  
MIMO Mode = MIMO CCD Mode 2x2, Number of Transmission Chains = 2**

**Images:**

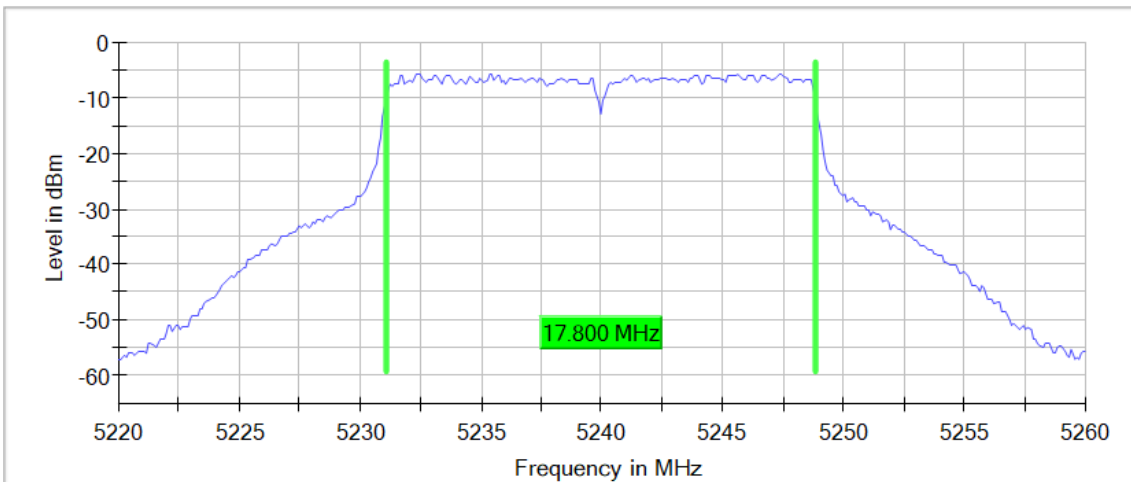
99 % Bandwidth



**Active Port = 1+2, Frequency MHz = 5240.00000, Modulation = 802.11n HT20 (OFDM MCS0 6.5 Mbit/s),  
MIMO Mode = MIMO CCD Mode 2x2, Number of Transmission Chains = 2**

**Images:**

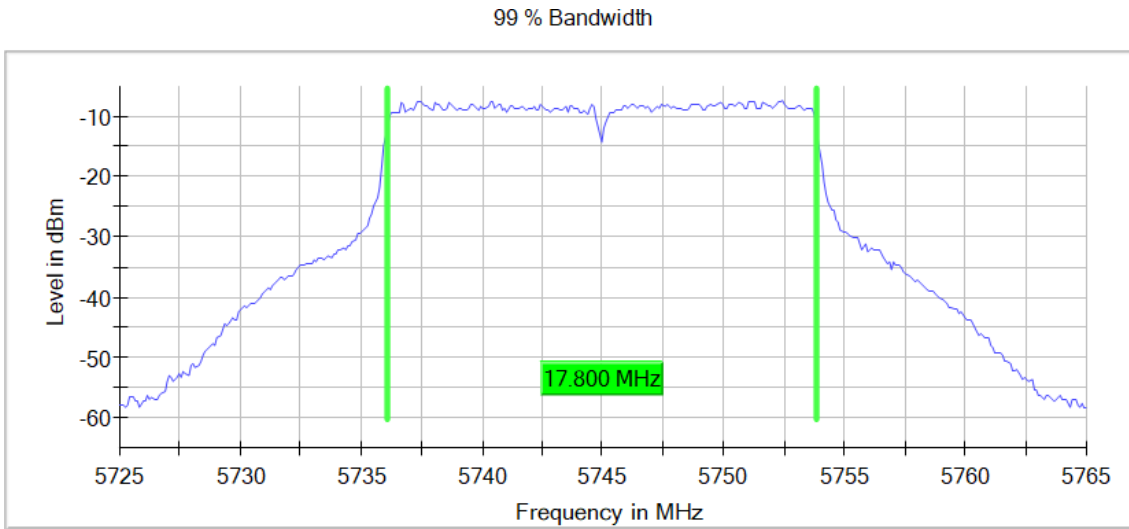
99 % Bandwidth





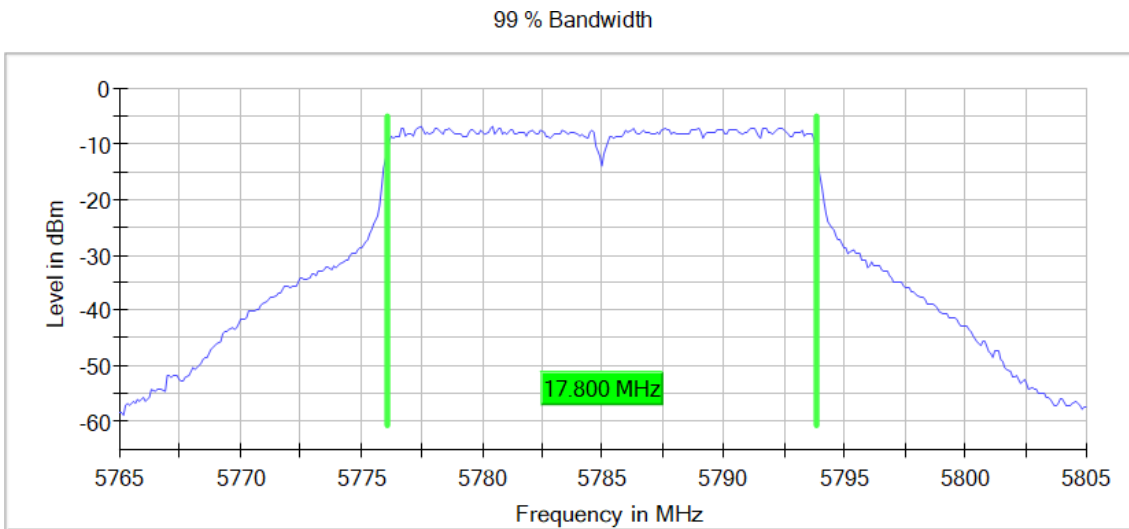
**Active Port = 1+2, Frequency MHz = 5745.00000, Modulation = 802.11n HT20 (OFDM MCS0 6.5 Mbit/s),  
MIMO Mode = MIMO CCD Mode 2x2, Number of Transmission Chains = 2**

**Images:**



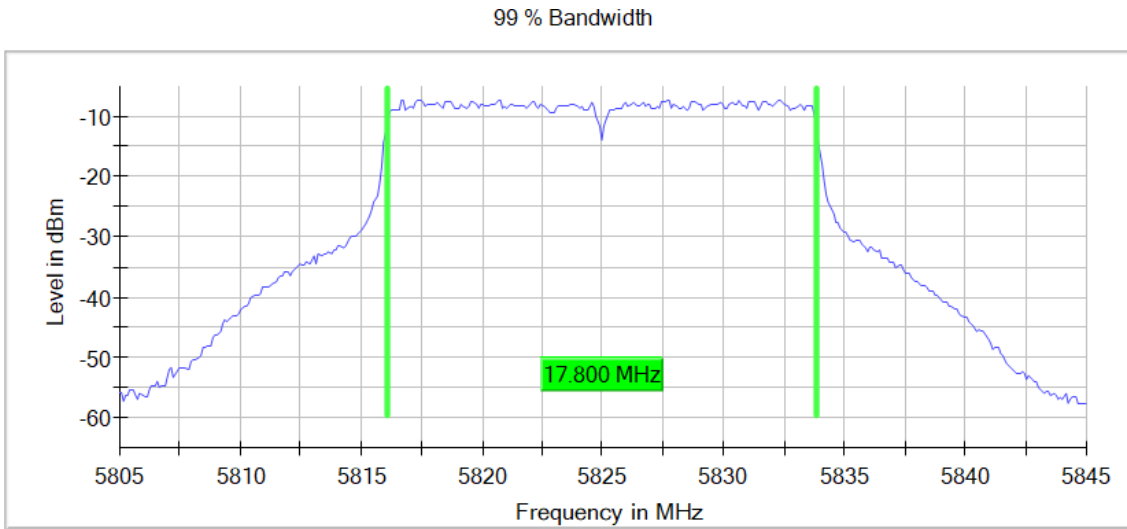
**Active Port = 1+2, Frequency MHz = 5785.00000, Modulation = 802.11n HT20 (OFDM MCS0 6.5 Mbit/s),  
MIMO Mode = MIMO CCD Mode 2x2, Number of Transmission Chains = 2**

**Images:**



**Active Port = 1+2, Frequency MHz = 5825.00000, Modulation = 802.11n HT20 (OFDM MCS0 6.5 Mbit/s), MIMO Mode = MIMO CCD Mode 2x2, Number of Transmission Chains = 2**

**Images:**



**Tables:**

Spectrum Analyzer Parameters

Setting	Instrument Value	Target Value
Span	40.000 MHz	40.000 MHz
RBW	200.000 kHz	>= 200.000 kHz
VBW	1.000 MHz	>= 600.000 kHz
SweepPoints	400	~ 400
Sweeptime	1.000 ms	AUTO
Reference Level	0.000 dBm	0.000 dBm
Attenuation	10.000 dB	AUTO
Detector	MaxPeak	MaxPeak
SweepCount	200	200
Filter	3 dB	3 dB
Trace Mode	Max Hold	Max Hold
Sweeptype	Sweep	AUTO
Preamp	off	off
Stablemode	Trace	Trace
Stablevalue	0.30 dB	0.30 dB
Run	46 / max. 150	max. 150
Stable	5 / 5	5
Max Stable Difference	0.11 dB	0.30 dB

MIMO Mode: MIMO CCD Mode 2x2  
 Modulation: 802.11n HT40 (OFDM MCS0)

**Results**

Port	Freq (MHz)	# of Tx Chains	Occ Ch BW (MHz)
1+2	5190.00000	2	36.750
1+2	5230.00000	2	36.750
1+2	5755.00000	2	36.750
1+2	5795.00000	2	36.750

**Verdict**

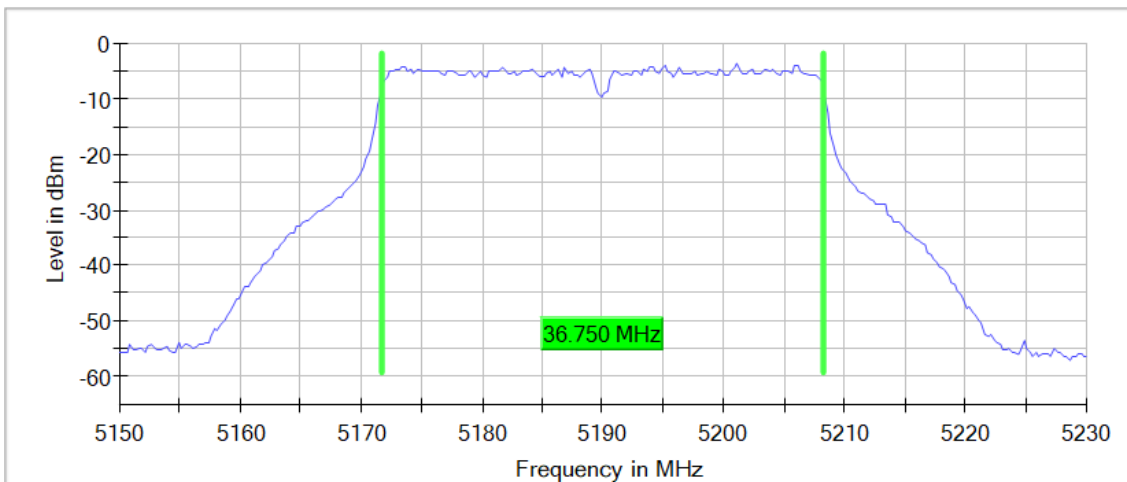
Pass

**Attachments**

Active Port = 1+2, Frequency MHz = 5190.00000, Modulation = 802.11n HT40 (OFDM MCS0), MIMO Mode = MIMO CCD Mode 2x2, Number of Transmission Chains = 2

**Images:**

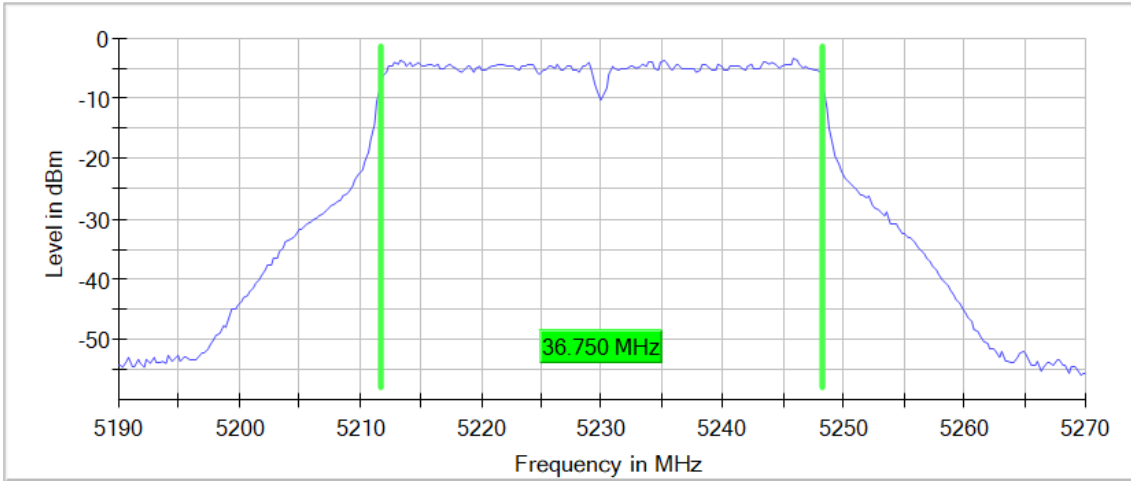
99 % Bandwidth



**Active Port = 1+2, Frequency MHz = 5230.00000, Modulation = 802.11n HT40 (OFDM MCS0), MIMO Mode = MIMO CCD Mode 2x2, Number of Transmission Chains = 2**

**Images:**

99 % Bandwidth

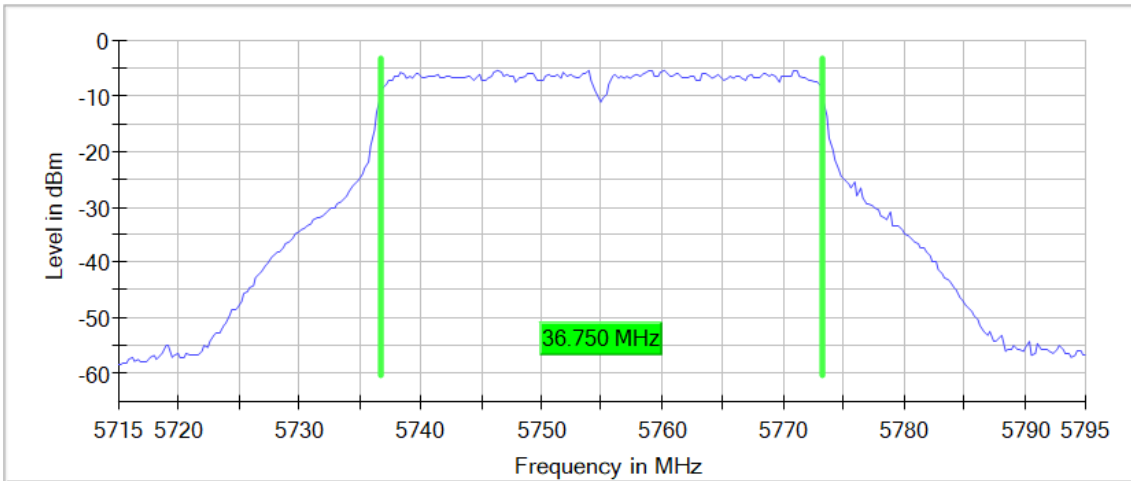


**Tables:**

**Active Port = 1+2, Frequency MHz = 5755.00000, Modulation = 802.11n HT40 (OFDM MCS0), MIMO Mode = MIMO CCD Mode 2x2, Number of Transmission Chains = 2**

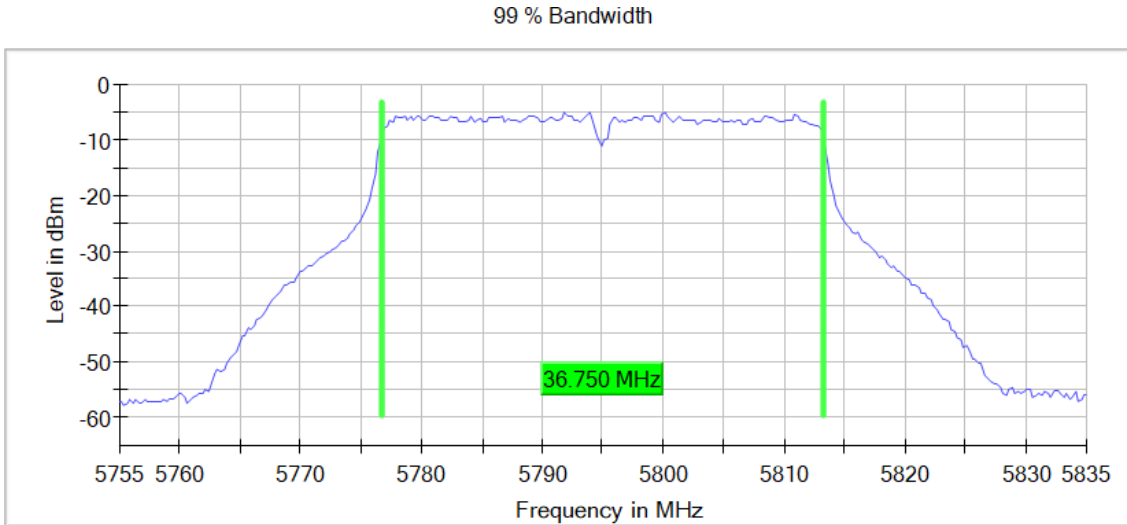
**Images:**

99 % Bandwidth



**Active Port = 1+2, Frequency MHz = 5795.00000, Modulation = 802.11n HT40 (OFDM MCS0), MIMO Mode = MIMO CCD Mode 2x2, Number of Transmission Chains = 2**

**Images:**



**Tables:**

Spectrum Analyzer Parameters

Setting	Instrument Value	Target Value
Span	80.000 MHz	80.000 MHz
RBW	500.000 kHz	>= 400.000 kHz
VBW	2.000 MHz	>= 1.500 MHz
SweepPoints	320	~ 320
Sweeptime	1.000 ms	AUTO
Reference Level	0.000 dBm	0.000 dBm
Attenuation	10.000 dB	AUTO
Detector	MaxPeak	MaxPeak
SweepCount	200	200
Filter	3 dB	3 dB
Trace Mode	Max Hold	Max Hold
Sweeptype	Sweep	AUTO
Preamplifier	off	off
Stablemode	Trace	Trace
Stablevalue	0.30 dB	0.30 dB
Run	45 / max. 150	max. 150
Stable	5 / 5	5
Max Stable Difference	0.10 dB	0.30 dB

MIMO Mode: MIMO CCD Mode 2x2

Modulation: 802.11ac VHT20 SS1 (OFDM MCS0)

**Results**

Port	Freq (MHz)	# of Tx Chains	Occ Ch BW (MHz)
1+2	5180.00000	2	17.800
1+2	5200.00000	2	17.800
1+2	5240.00000	2	17.800
1+2	5745.00000	2	17.800
1+2	5785.00000	2	17.800
1+2	5825.00000	2	17.800

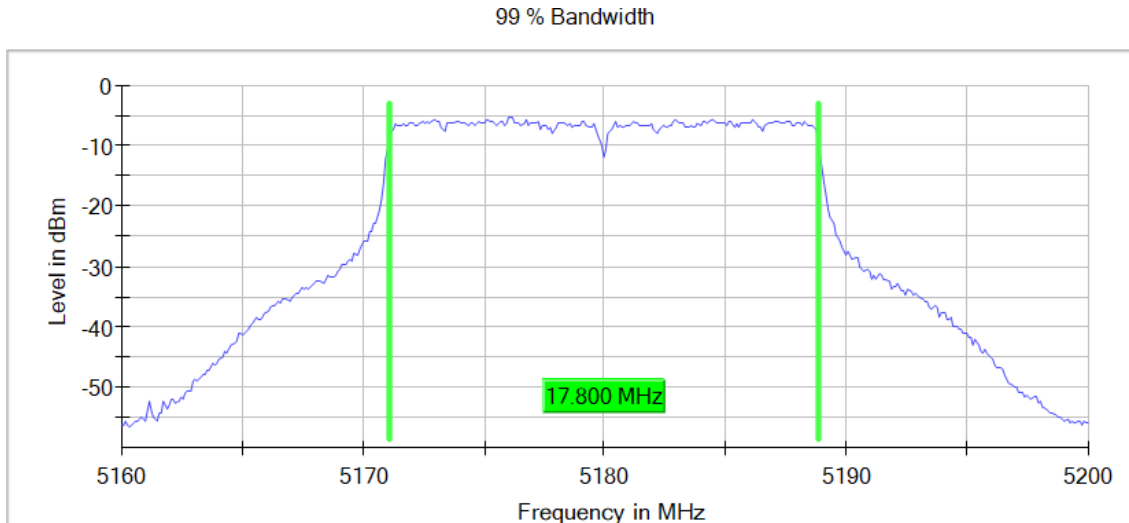
**Verdict**

Pass

**Attachments**

Active Port = 1+2, Frequency MHz = 5180.00000, Modulation = 802.11ac VHT20 SS1 (OFDM MCS0), MIMO Mode = MIMO CCD Mode 2x2, Number of Transmission Chains = 2

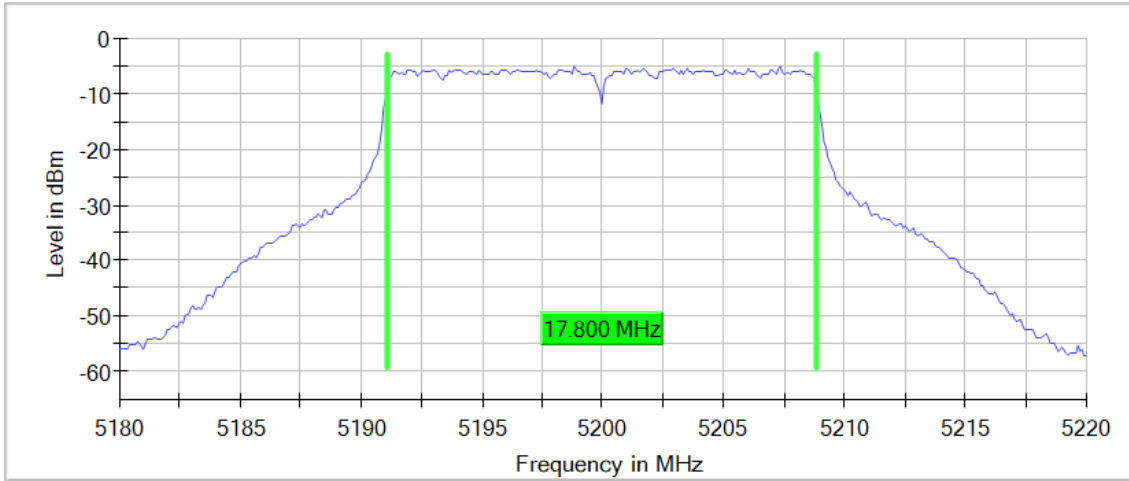
Images:



**Active Port = 1+2, Frequency MHz = 5200.00000, Modulation = 802.11ac VHT20 SS1 (OFDM MCS0), MIMO Mode = MIMO CCD Mode 2x2, Number of Transmission Chains = 2**

**Images:**

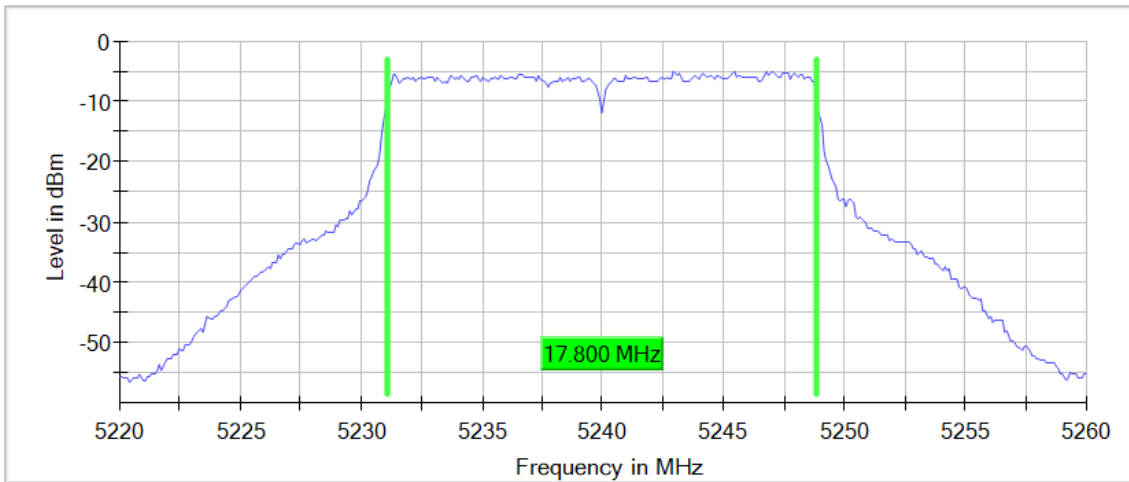
99 % Bandwidth



**Active Port = 1+2, Frequency MHz = 5240.00000, Modulation = 802.11ac VHT20 SS1 (OFDM MCS0), MIMO Mode = MIMO CCD Mode 2x2, Number of Transmission Chains = 2**

**Images:**

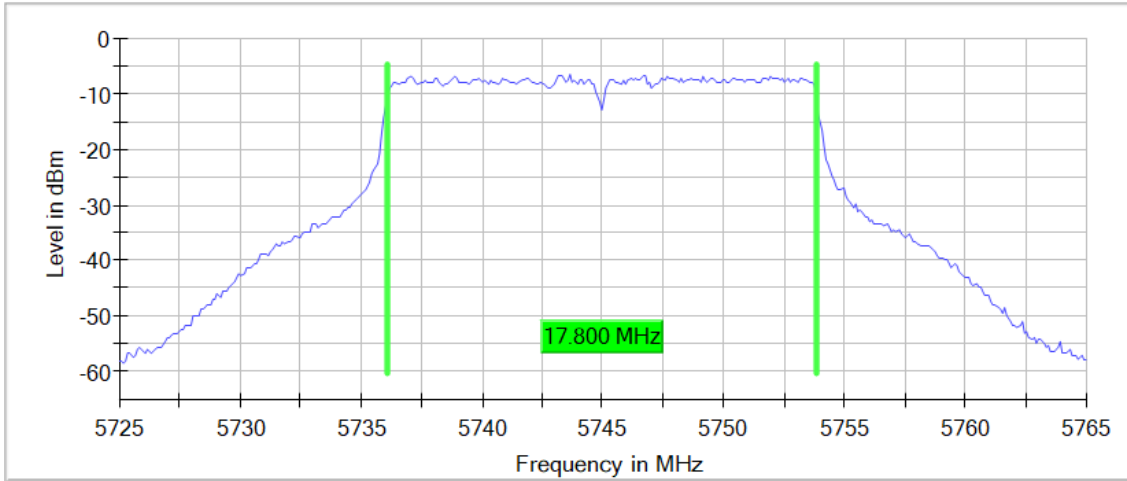
99 % Bandwidth



**Active Port = 1+2, Frequency MHz = 5745.00000, Modulation = 802.11ac VHT20 SS1 (OFDM MCS0), MIMO Mode = MIMO CCD Mode 2x2, Number of Transmission Chains = 2**

**Images:**

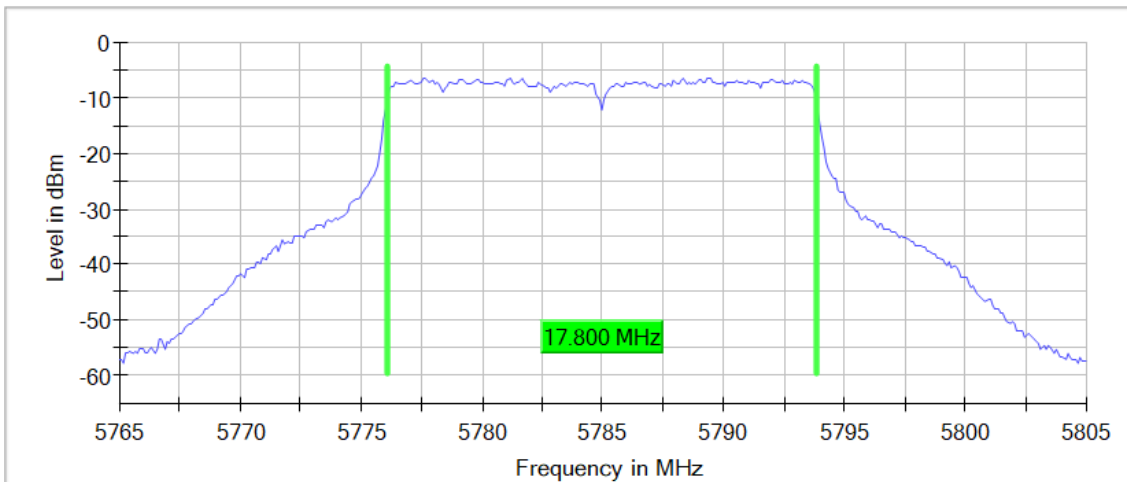
99 % Bandwidth



**Active Port = 1+2, Frequency MHz = 5785.00000, Modulation = 802.11ac VHT20 SS1 (OFDM MCS0), MIMO Mode = MIMO CCD Mode 2x2, Number of Transmission Chains = 2**

**Images:**

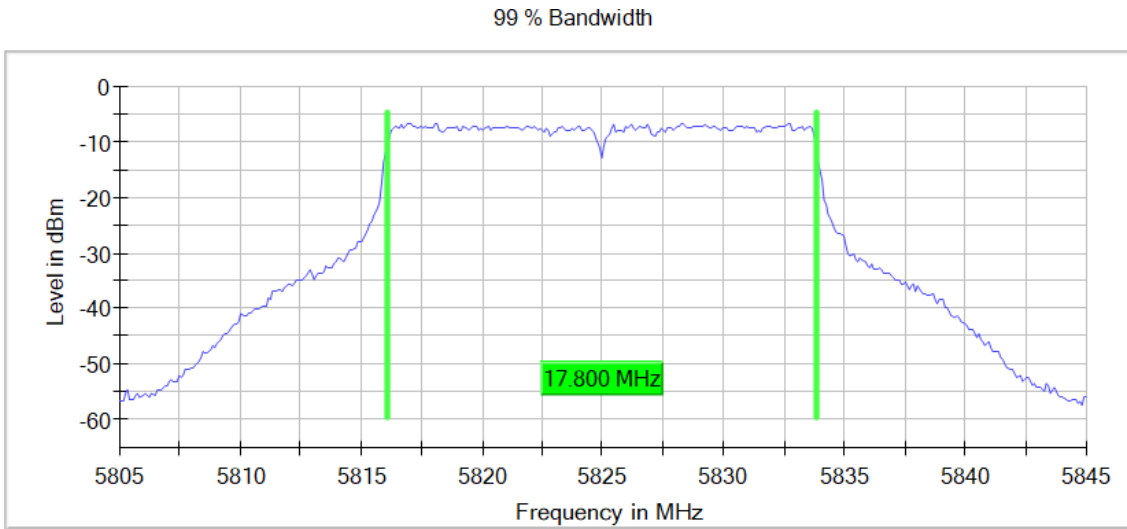
99 % Bandwidth





**Active Port = 1+2, Frequency MHz = 5825.00000, Modulation = 802.11ac VHT20 SS1 (OFDM MCS0), MIMO Mode = MIMO CCD Mode 2x2, Number of Transmission Chains = 2**

**Images:**



**Tables:**

Spectrum Analyzer Parameters

Setting	Instrument Value	Target Value
Span	40.000 MHz	40.000 MHz
RBW	200.000 kHz	>= 200.000 kHz
VBW	1.000 MHz	>= 600.000 kHz
SweepPoints	400	~ 400
Sweeptime	1.000 ms	AUTO
Reference Level	0.000 dBm	0.000 dBm
Attenuation	10.000 dB	AUTO
Detector	MaxPeak	MaxPeak
SweepCount	200	200
Filter	3 dB	3 dB
Trace Mode	Max Hold	Max Hold
Sweeptype	Sweep	AUTO
Preamplifier	off	off
Stablemode	Trace	Trace
Stablevalue	0.30 dB	0.30 dB
Run	110 / max. 150	max. 150
Stable	5 / 5	5
Max Stable Difference	0.00 dB	0.30 dB

MIMO Mode: MIMO CCD Mode 2x2

Modulation: 802.11ac VHT40 SS1 (OFDM MCS0)

**Results**

Port	Freq (MHz)	# of Tx Chains	Occ Ch BW (MHz)
1+2	5190.00000	2	36.750
1+2	5230.00000	2	36.750
1+2	5755.00000	2	36.750
1+2	5795.00000	2	36.750

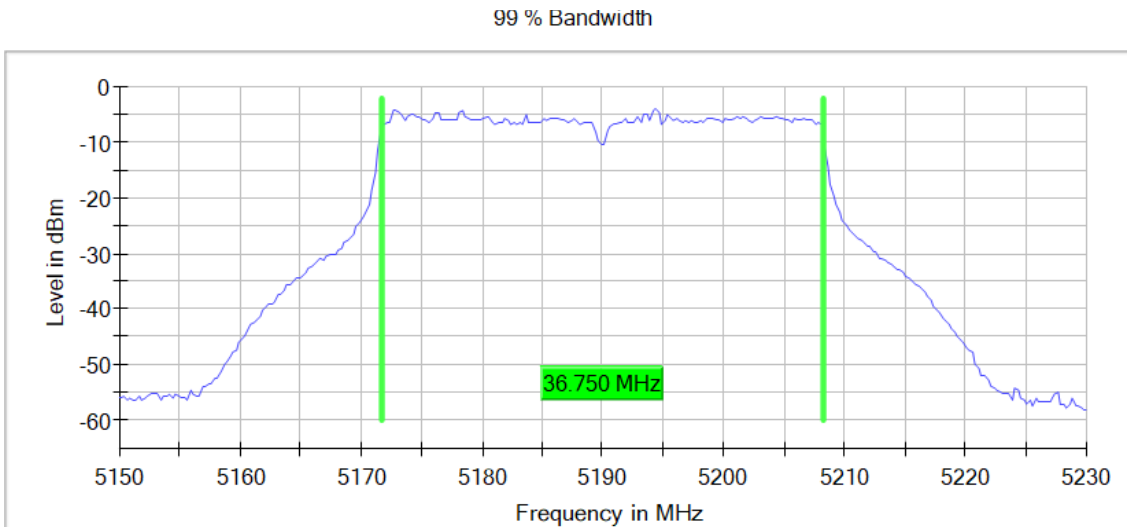
**Verdict**

Pass

**Attachments**

Active Port = 1+2, Frequency MHz = 5190.00000, Modulation = 802.11ac VHT40 SS1 (OFDM MCS0), MIMO Mode = MIMO CCD Mode 2x2, Number of Transmission Chains = 2

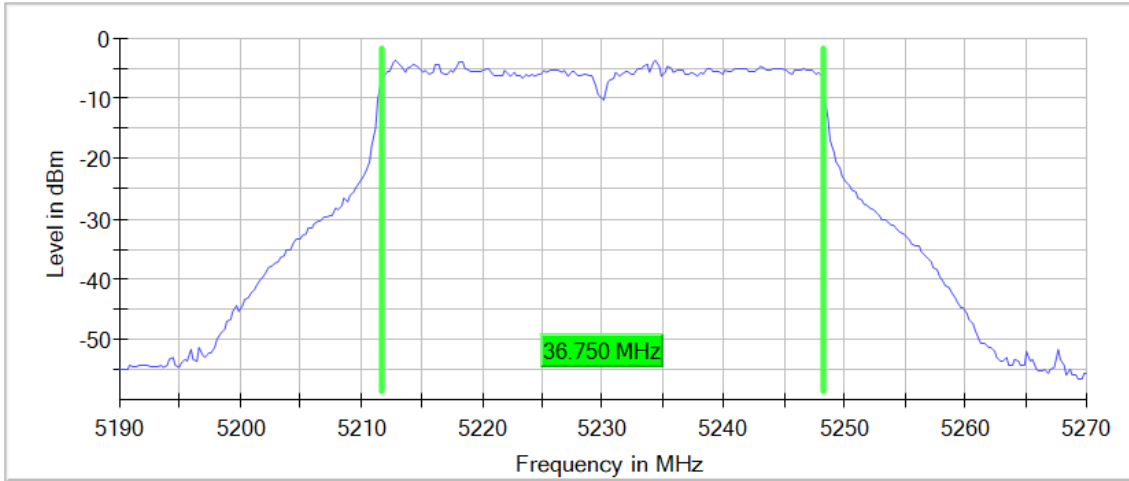
**Images:**



**Active Port = 1+2, Frequency MHz = 5230.00000, Modulation = 802.11ac VHT40 SS1 (OFDM MCS0), MIMO Mode = MIMO CCD Mode 2x2, Number of Transmission Chains = 2**

**Images:**

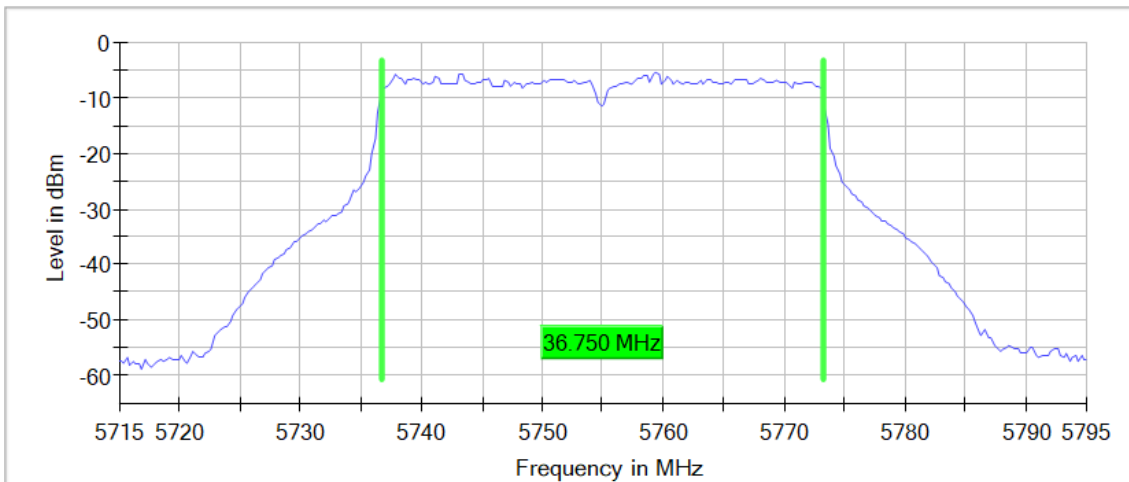
99 % Bandwidth



**Active Port = 1+2, Frequency MHz = 5755.00000, Modulation = 802.11ac VHT40 SS1 (OFDM MCS0), MIMO Mode = MIMO CCD Mode 2x2, Number of Transmission Chains = 2**

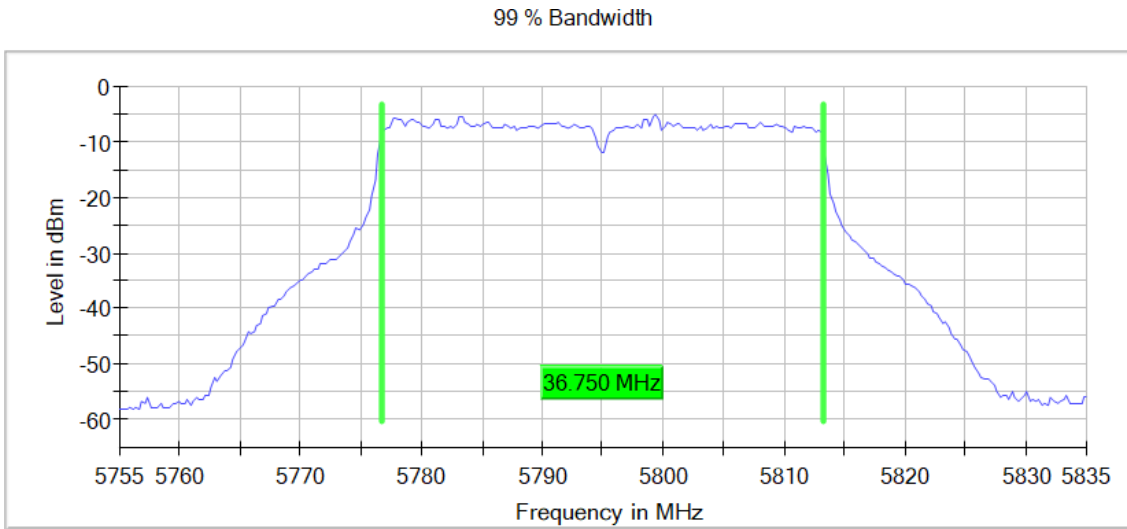
**Images:**

99 % Bandwidth



**Active Port = 1+2, Frequency MHz = 5795.00000, Modulation = 802.11ac VHT40 SS1 (OFDM MCS0), MIMO Mode = MIMO CCD Mode 2x2, Number of Transmission Chains = 2**

**Images:**



**Tables:**

Spectrum Analyzer Parameters

Setting	Instrument Value	Target Value
Span	80.000 MHz	80.000 MHz
RBW	500.000 kHz	>= 400.000 kHz
VBW	2.000 MHz	>= 1.500 MHz
SweepPoints	320	~ 320
Sweeptime	1.000 ms	AUTO
Reference Level	0.000 dBm	0.000 dBm
Attenuation	10.000 dB	AUTO
Detector	MaxPeak	MaxPeak
SweepCount	200	200
Filter	3 dB	3 dB
Trace Mode	Max Hold	Max Hold
Sweeptype	Sweep	AUTO
Preamp	off	off
Stablemode	Trace	Trace
Stablevalue	0.30 dB	0.30 dB
Run	16 / max. 150	max. 150
Stable	5 / 5	5
Max Stable Difference	0.25 dB	0.30 dB

MIMO Mode: MIMO CCD Mode 2x2  
Modulation: 802.11ac VHT80 SS1 (OFDM MCS0)

**Results**

Port	Freq (MHz)	# of Tx Chains	Occ Ch BW (MHz)
1+2	5210.00000	2	75.500
1+2	5775.00000	2	76.500

**Verdict**

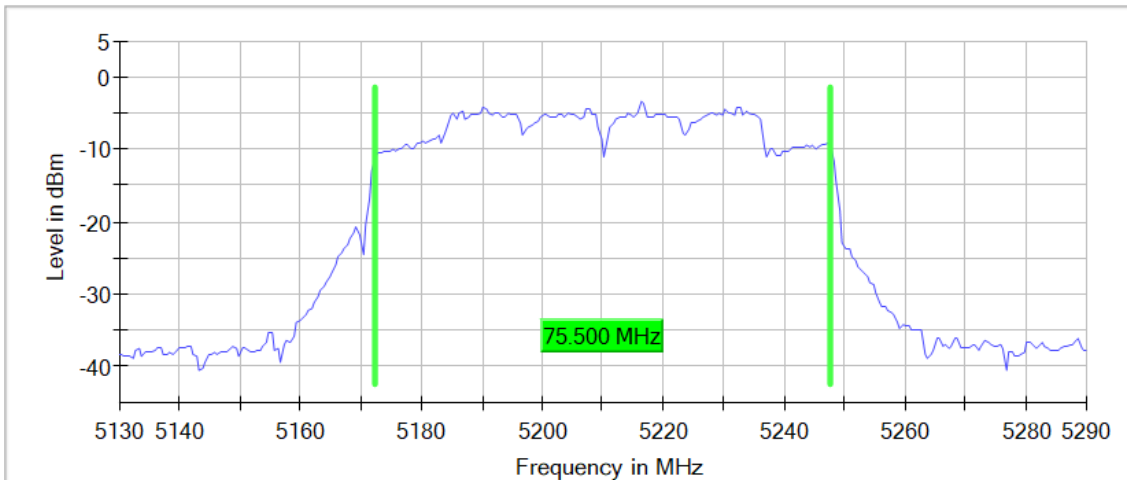
Pass

**Attachments**

Active Port = 1+2, Frequency MHz = 5210.00000, Modulation = 802.11ac VHT80 SS1 (OFDM MCS0), MIMO Mode = MIMO CCD Mode 2x2, Number of Transmission Chains = 2

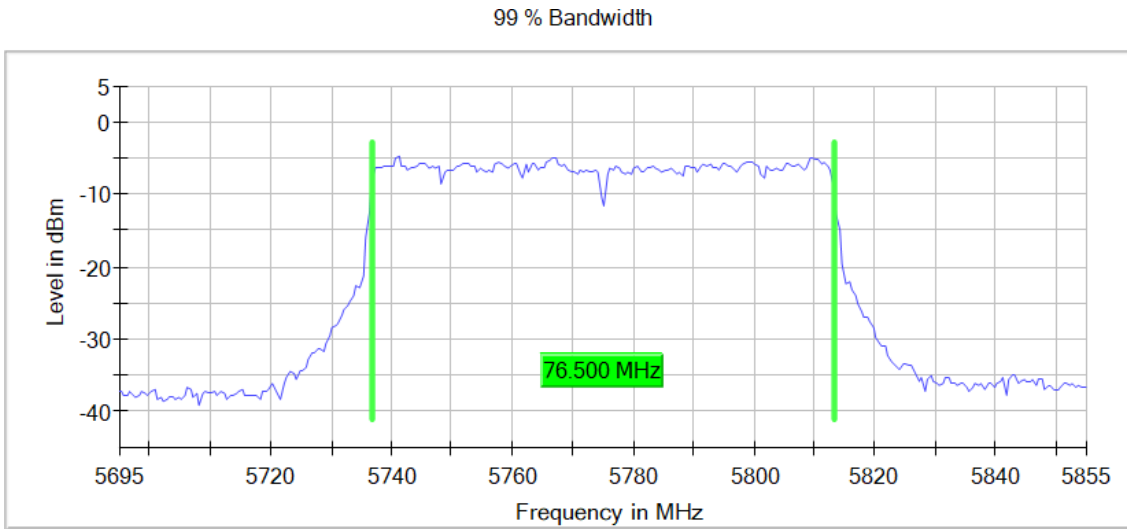
**Images:**

99 % Bandwidth



**Active Port = 1+2, Frequency MHz = 5775.00000, Modulation = 802.11ac VHT80 SS1 (OFDM MCS0), MIMO Mode = MIMO CCD Mode 2x2, Number of Transmission Chains = 2**

**Images:**



**Tables:**

Spectrum Analyzer Parameters

Setting	Instrument Value	Target Value
Span	160.000 MHz	160.000 MHz
RBW	1.000 MHz	>= 800.000 kHz
VBW	3.000 MHz	>= 3.000 MHz
SweepPoints	320	~ 320
Sweeptime	22.875 µs	AUTO
Reference Level	0.000 dBm	0.000 dBm
Attenuation	20.000 dB	AUTO
Detector	MaxPeak	MaxPeak
SweepCount	200	200
Filter	3 dB	3 dB
Trace Mode	Max Hold	Max Hold
Sweeptype	FFT	AUTO
Preamp	off	off
Stablemode	Trace	Trace
Stablevalue	0.30 dB	0.30 dB
Run	59 / max. 150	max. 150
Stable	5 / 5	5
Max Stable Difference	0.17 dB	0.30 dB

MIMO Mode: MIMO CCD Mode 2x2

Modulation: 802.11ax HE20 (OFDMA MCS0)- Full RU

**Results**

Port	Freq (MHz)	# of Tx Chains	Occ Ch BW (MHz)
1+2	5180.00000	2	19.200
1+2	5200.00000	2	17.400
1+2	5240.00000	2	19.200
1+2	5745.00000	2	19.200
1+2	5785.00000	2	17.400
1+2	5825.00000	2	19.200

**Verdict**

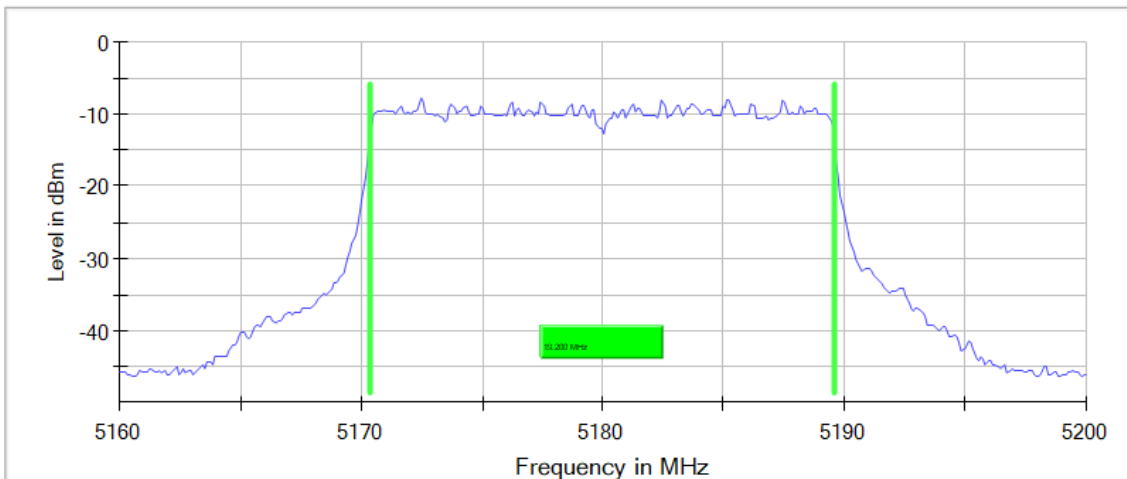
Pass

**Attachments**

Active Port = 1+2, Frequency MHz = 5180.00000, Modulation = 802.11ax HE20 (OFDMA MCS0), MIMO Mode = MIMO CCD Mode 2x2, Number of Transmission Chains = 2

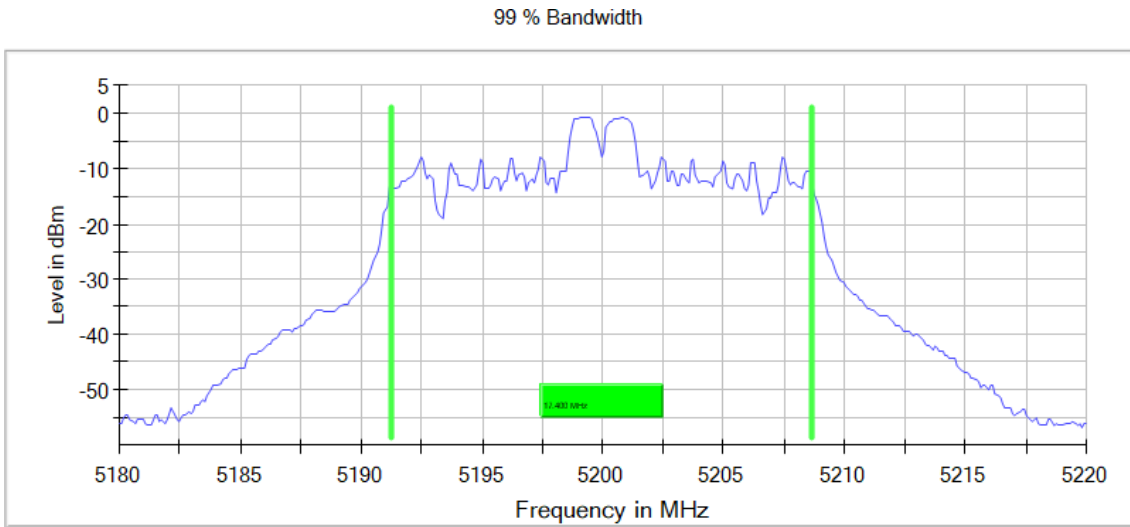
Images:

99 % Bandwidth



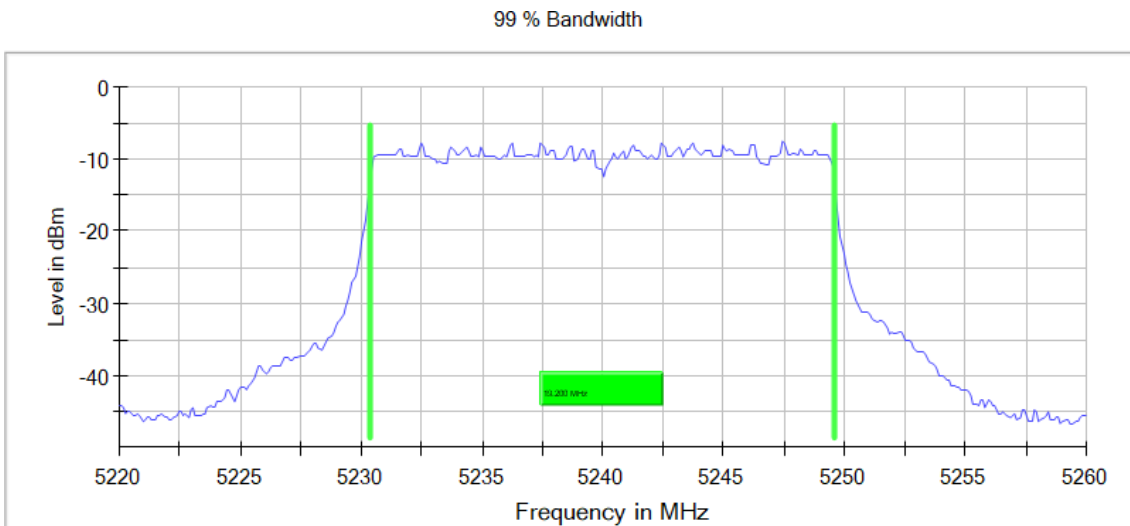
**Active Port = 1+2, Frequency MHz = 5200.00000, Modulation = 802.11ax HE20 (OFDMA MCS0), MIMO Mode = MIMO CCD Mode 2x2, Number of Transmission Chains = 2**

**Images:**



**Active Port = 1+2, Frequency MHz = 5240.00000, Modulation = 802.11ax HE20 (OFDMA MCS0), MIMO Mode = MIMO CCD Mode 2x2, Number of Transmission Chains = 2**

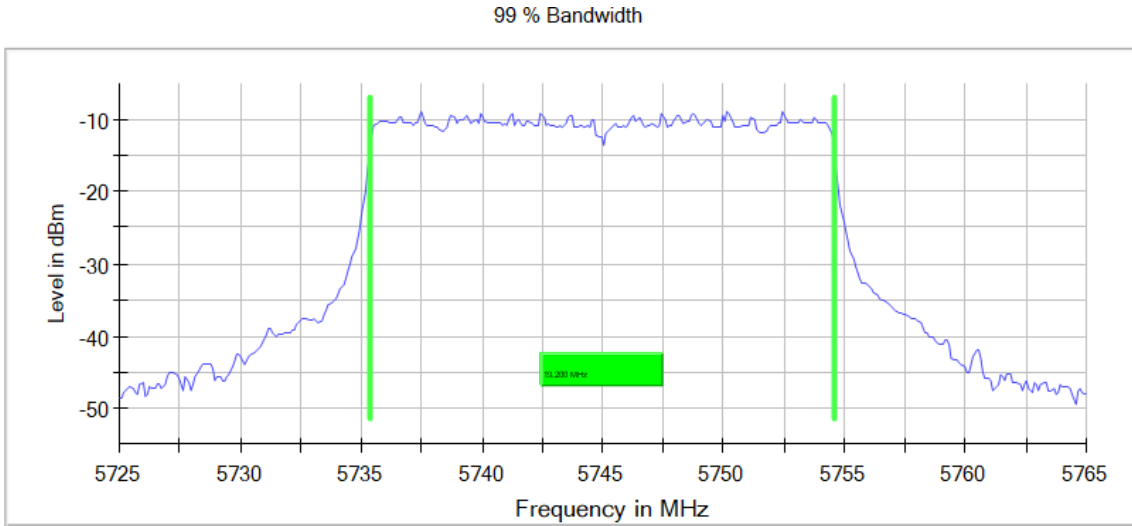
**Images:**





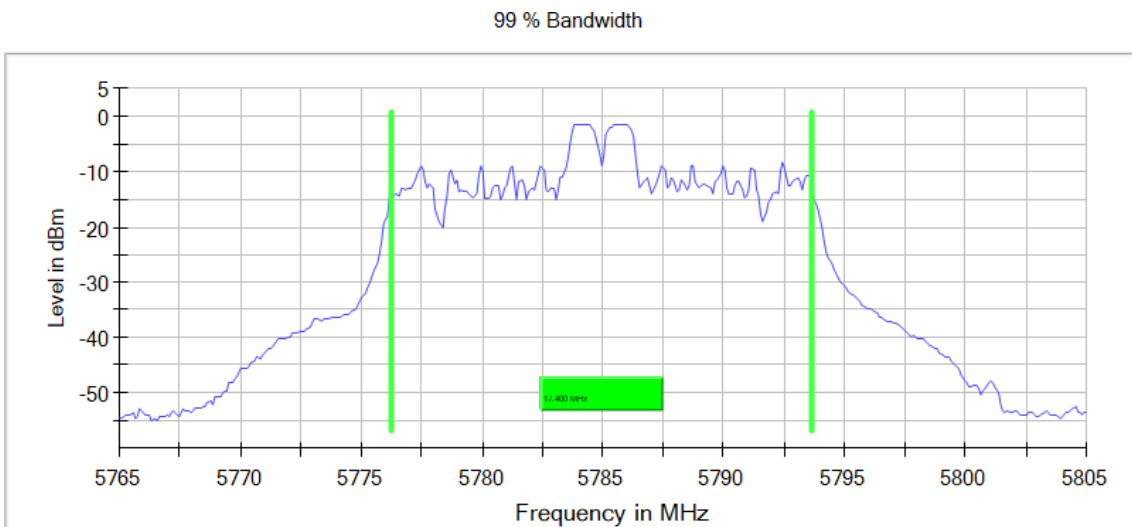
**Active Port = 1+2, Frequency MHz = 5745.00000, Modulation = 802.11ax HE20 (OFDMA MCS0), MIMO Mode = MIMO CCD Mode 2x2, Number of Transmission Chains = 2**

**Images:**



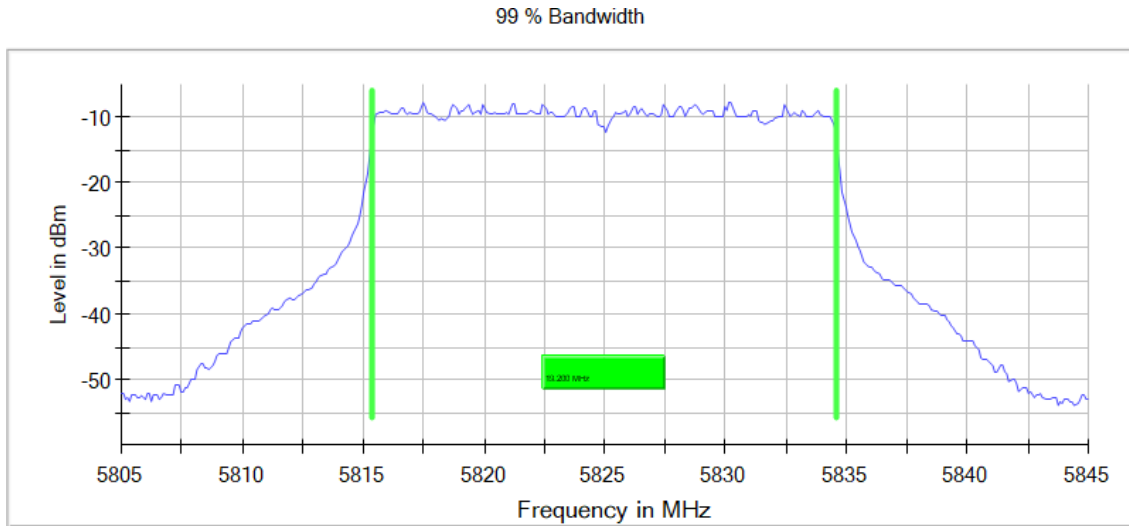
**Active Port = 1+2, Frequency MHz = 5785.00000, Modulation = 802.11ax HE20 (OFDMA MCS0), MIMO Mode = MIMO CCD Mode 2x2, Number of Transmission Chains = 2**

**Images:**



**Active Port = 1+2, Frequency MHz = 5825.00000, Modulation = 802.11ax HE20 (OFDMA MCS0), MIMO Mode = MIMO CCD Mode 2x2, Number of Transmission Chains = 2**

**Images:**



**Tables:**

Spectrum Analyzer Parameters

Setting	Instrument Value	Target Value
Span	40.000 MHz	40.000 MHz
RBW	200.000 kHz	>= 200.000 kHz
VBW	1.000 MHz	>= 600.000 kHz
SweepPoints	400	~ 400
Sweeptime	1.000 ms	AUTO
Reference Level	0.000 dBm	0.000 dBm
Attenuation	10.000 dB	AUTO
Detector	MaxPeak	MaxPeak
SweepCount	200	200
Filter	3 dB	3 dB
Trace Mode	Max Hold	Max Hold
Sweeptype	Sweep	AUTO
Preamplifier	off	off
Stablemode	Trace	Trace
Stablevalue	0.30 dB	0.30 dB
Run	25 / max. 150	max. 150
Stable	5 / 5	5
Max Stable Difference	0.10 dB	0.30 dB

MIMO Mode: MIMO CCD Mode 2x2

Modulation: 802.11ax HE20 (OFDMA MCS0)- Partial RU

**Results**

Port	Freq (MHz)	# of Tx Chains	Occ Ch BW (MHz)
1+2	5180.00000	2	18.500
1+2	5200.00000	2	17.400
1+2	5240.00000	2	18.600
1+2	5745.00000	2	18.500
1+2	5785.00000	2	17.300
1+2	5825.00000	2	18.600

**Verdict**

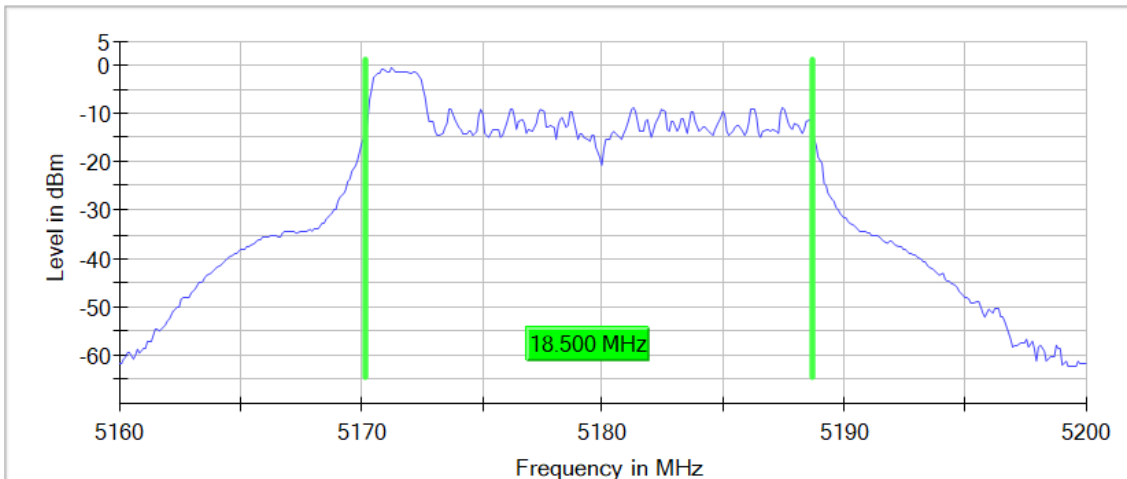
Pass

**Attachments**

Active Port = 1+2, Frequency MHz = 5180.00000, Modulation = 802.11ax HE20 (OFDMA MCS0), MIMO Mode = MIMO CCD Mode 2x2, Number of Transmission Chains = 2

Images:

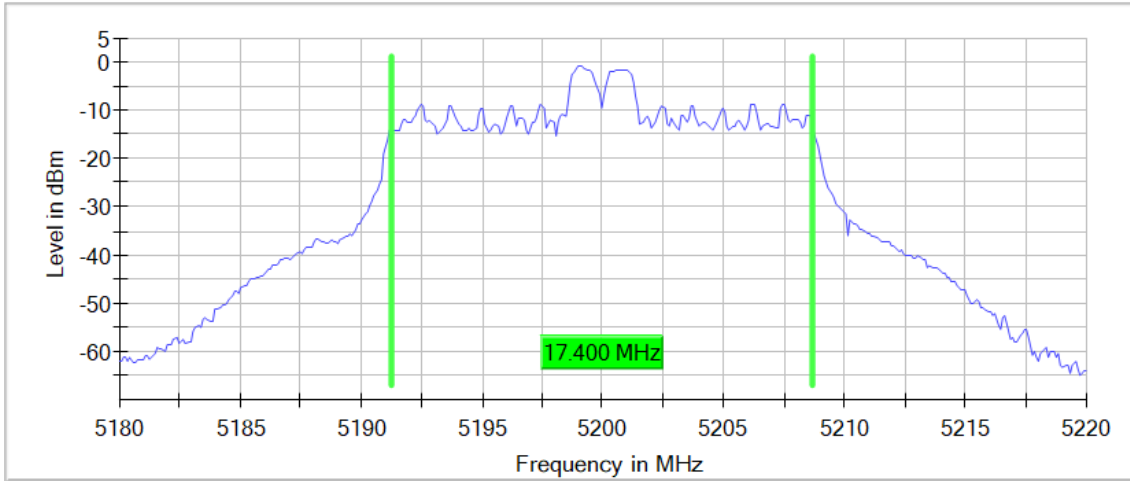
99 % Bandwidth



**Active Port = 1+2, Frequency MHz = 5200.00000, Modulation = 802.11ax HE20 (OFDMA MCS0), MIMO Mode = MIMO CCD Mode 2x2, Number of Transmission Chains = 2**

**Images:**

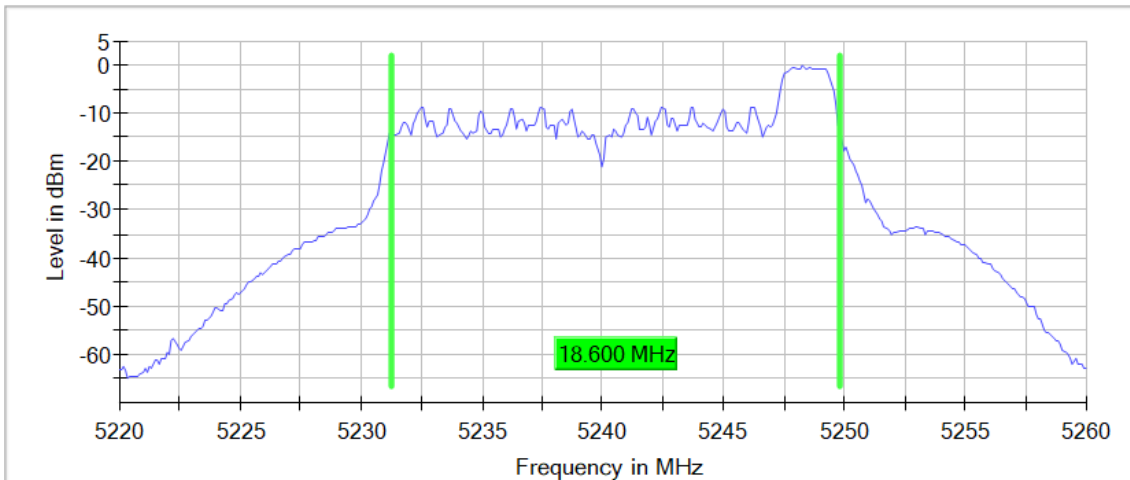
99 % Bandwidth



**= MIMO CCD Mode 2x2, Number of Transmission Chains = 2**

**Images:**

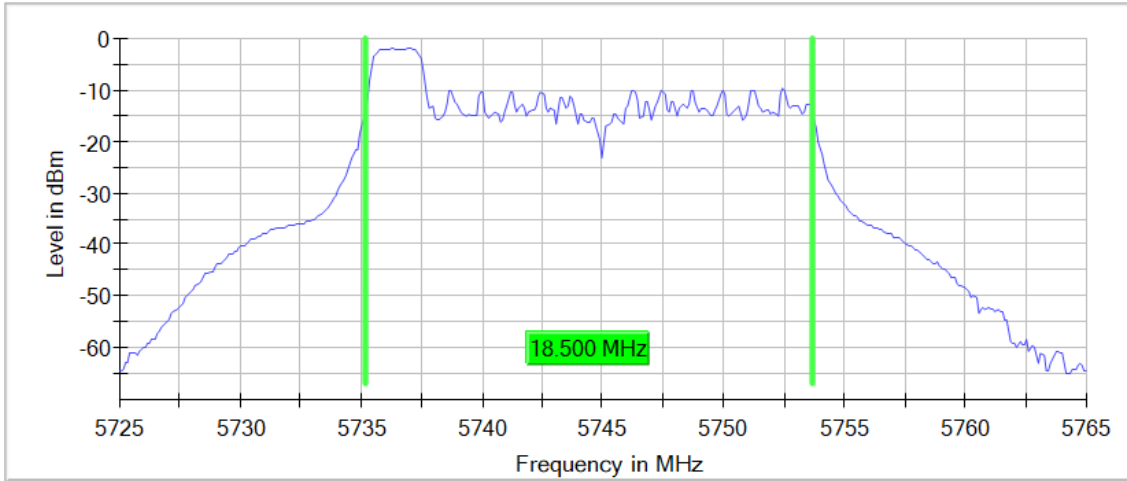
99 % Bandwidth



**Active Port = 1+2, Frequency MHz = 5745.00000, Modulation = 802.11ax HE20 (OFDMA MCS0), MIMO Mode = MIMO CCD Mode 2x2, Number of Transmission Chains = 2**

**Images:**

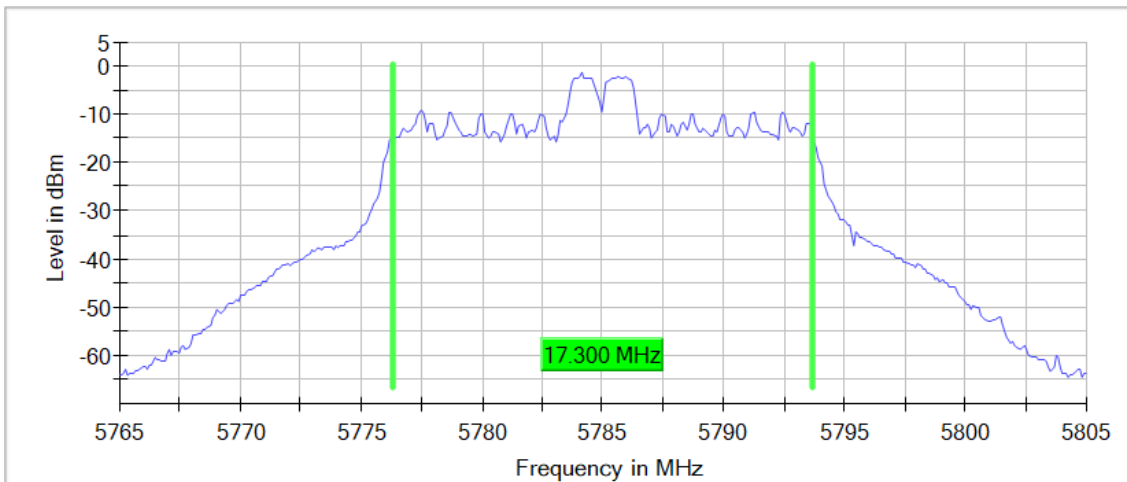
99 % Bandwidth



**= MIMO CCD Mode 2x2, Number of Transmission Chains = 2**

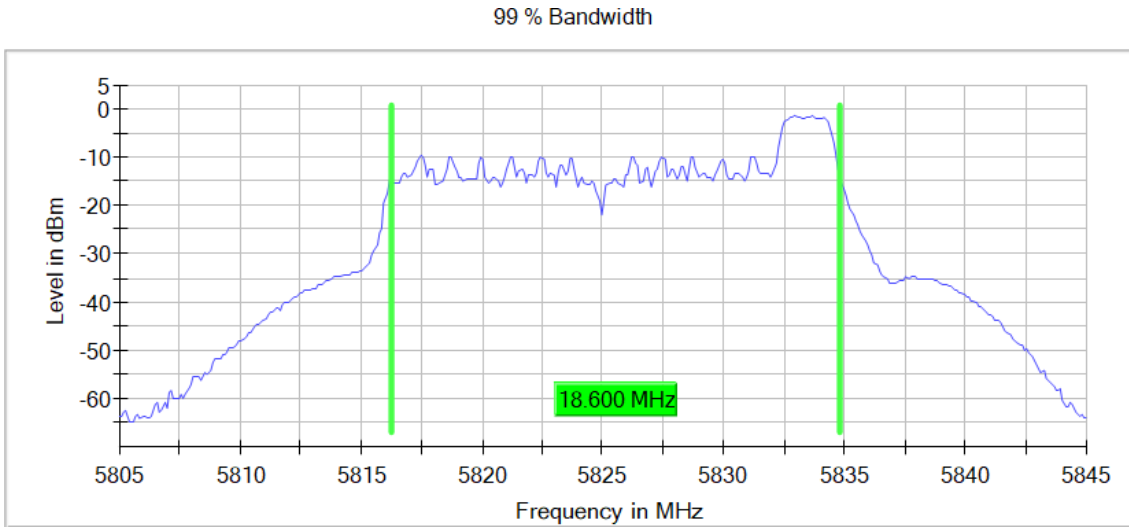
**Images:**

99 % Bandwidth



= MIMO CCD Mode 2x2, Number of Transmission Chains = 2

Images:



Tables:

Spectrum Analyzer Parameters

Setting	Instrument Value	Target Value
Span	40.000 MHz	40.000 MHz
RBW	200.000 kHz	>= 200.000 kHz
VBW	1.000 MHz	>= 600.000 kHz
SweepPoints	400	~ 400
Sweeptime	1.000 ms	AUTO
Reference Level	0.000 dBm	0.000 dBm
Attenuation	10.000 dB	AUTO
Detector	MaxPeak	MaxPeak
SweepCount	200	200
Filter	3 dB	3 dB
Trace Mode	Max Hold	Max Hold
Sweeptype	Sweep	AUTO
Preamplifier	off	off
Stablemode	Trace	Trace
Stablevalue	0.30 dB	0.30 dB
Run	25 / max. 150	max. 150
Stable	5 / 5	5
Max Stable Difference	0.10 dB	0.30 dB

MIMO Mode: MIMO CCD Mode 2x2

Modulation: 802.11ax HE40 SS1 (OFDMA MCS0)- Full RU

**Results**

Port	Freq (MHz)	# of Tx Chains	Occ Ch BW (MHz)
1+2	5190.00000	2	38.250
1+2	5230.00000	2	38.250
1+2	5755.00000	2	38.250
1+2	5795.00000	2	38.250

**Verdict**

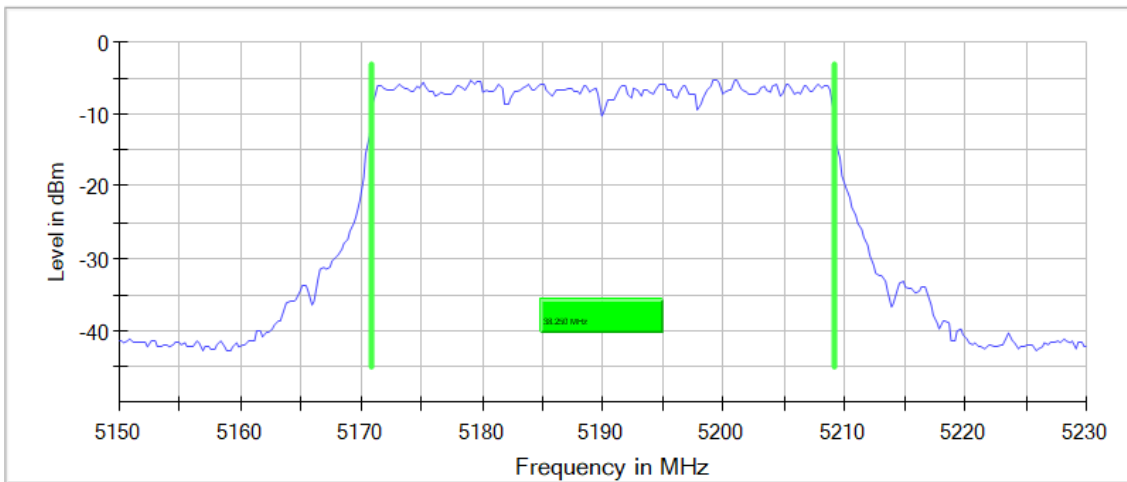
Pass

**Attachments**

**Active Port = 1+2, Frequency MHz = 5190.00000, Modulation = 802.11ax HE40 SS1 (OFDMA MCS0), MIMO Mode = MIMO CCD Mode 2x2, Number of Transmission Chains = 2**

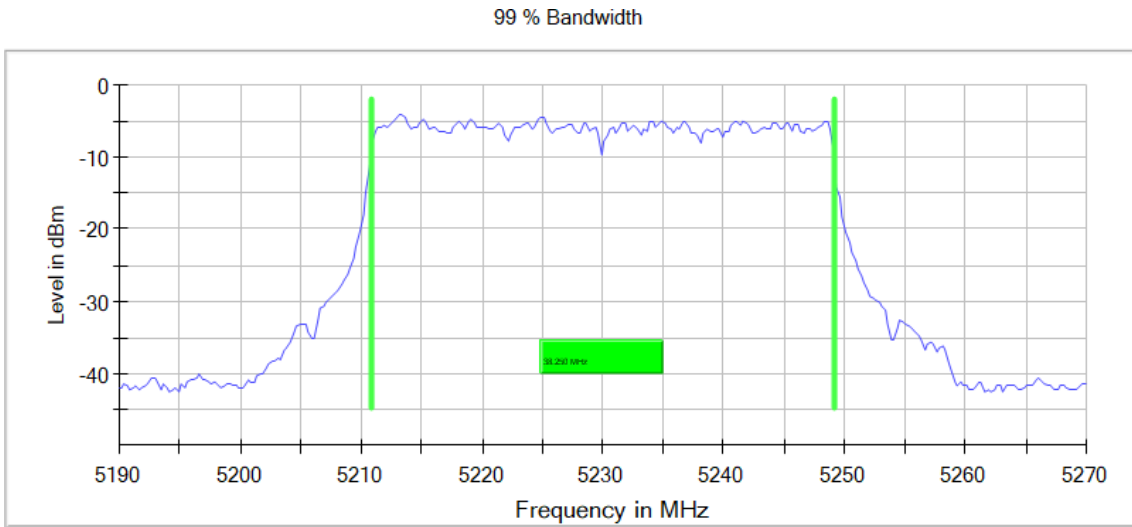
**Images:**

99 % Bandwidth



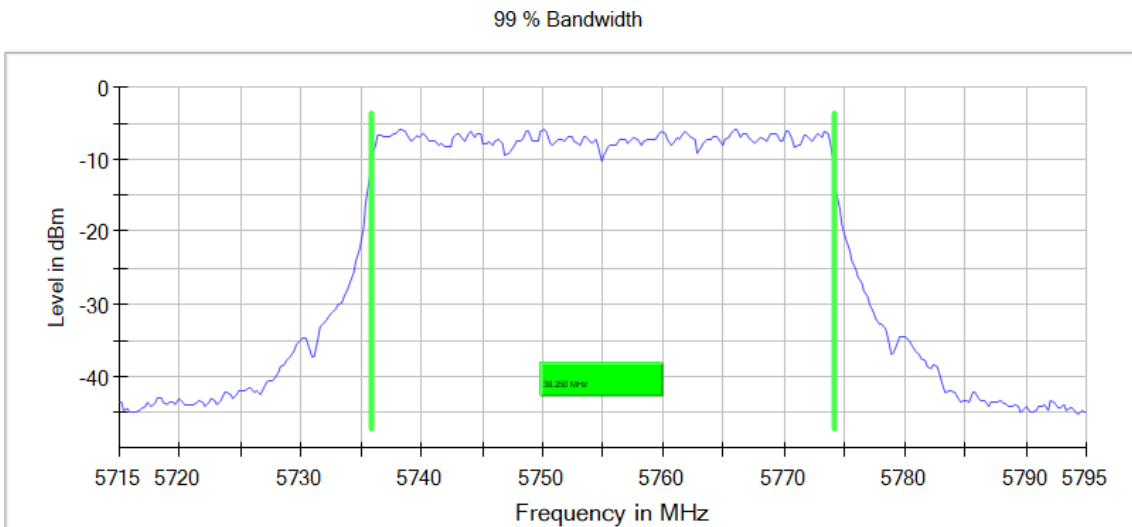
**Active Port = 1+2, Frequency MHz = 5230.00000, Modulation = 802.11ax HE40 SS1 (OFDMA MCS0), MIMO Mode = MIMO CCD Mode 2x2, Number of Transmission Chains = 2**

**Images:**



**Active Port = 1+2, Frequency MHz = 5755.00000, Modulation = 802.11ax HE40 SS1 (OFDMA MCS0), MIMO Mode = MIMO CCD Mode 2x2, Number of Transmission Chains = 2**

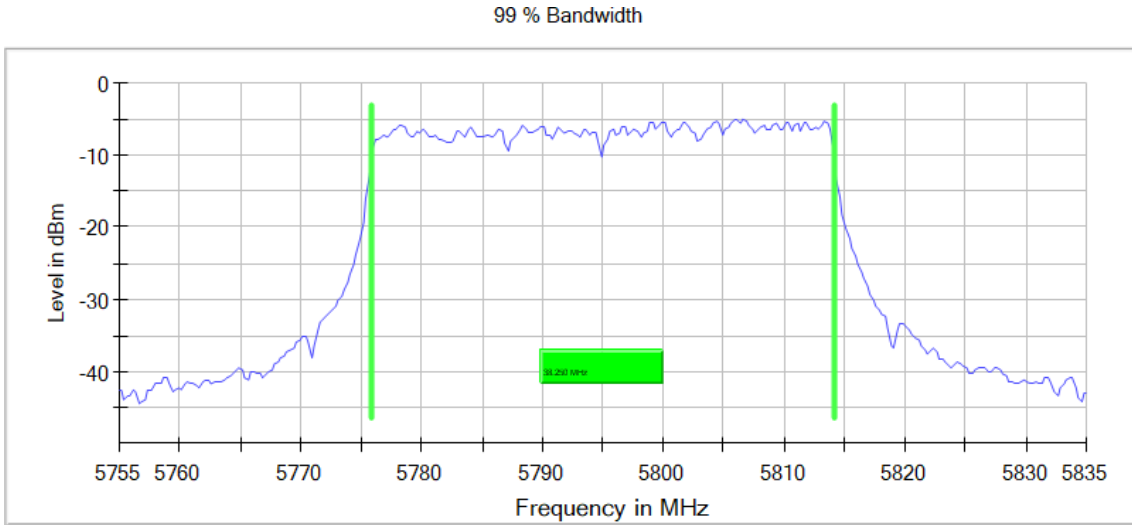
**Images:**





**Active Port = 1+2, Frequency MHz = 5795.00000, Modulation = 802.11ax HE40 SS1 (OFDMA MCS0), MIMO Mode = MIMO CCD Mode 2x2, Number of Transmission Chains = 2**

**Images:**



**Tables:**

Spectrum Analyzer Parameters

Setting	Instrument Value	Target Value
Span	80.000 MHz	80.000 MHz
RBW	500.000 kHz	>= 400.000 kHz
VBW	2.000 MHz	>= 1.500 MHz
SweepPoints	320	~ 320
Sweeptime	18.906 µs	AUTO
Reference Level	0.000 dBm	0.000 dBm
Attenuation	20.000 dB	AUTO
Detector	MaxPeak	MaxPeak
SweepCount	200	200
Filter	3 dB	3 dB
Trace Mode	Max Hold	Max Hold
Sweeptype	FFT	AUTO
Preamp	off	off
Stablemode	Trace	Trace
Stablevalue	0.30 dB	0.30 dB
Run	52 / max. 150	max. 150
Stable	5 / 5	5
Max Stable Difference	0.14 dB	0.30 dB

MIMO Mode: MIMO CCD Mode 2x2

Modulation: 802.11ax HE40 SS1 (OFDMA MCS0)- Partial RU

**Results**

Port	Freq (MHz)	# of Tx Chains	Occ Ch BW (MHz)
1+2	5190.00000	2	36.750
1+2	5230.00000	2	38.250
1+2	5755.00000	2	38.250
1+2	5795.00000	2	38.250

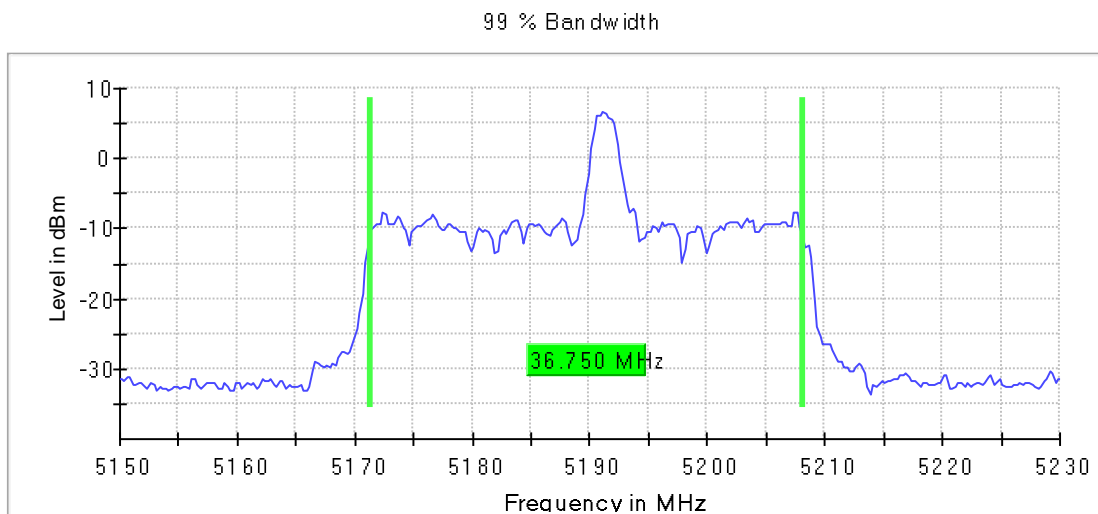
**Verdict**

Pass

**Attachments**

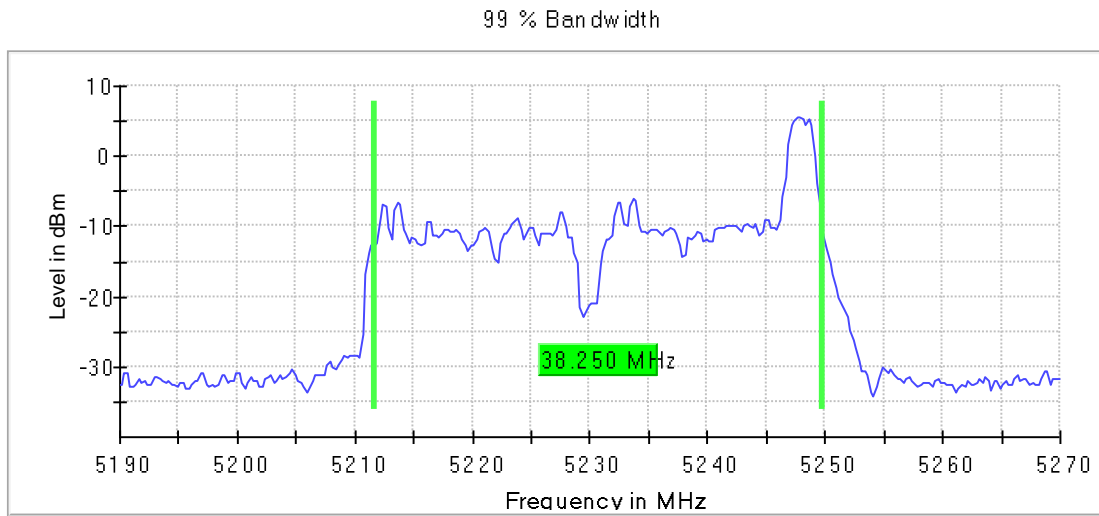
Active Port = 1+2, Frequency MHz = 5190.00000, Modulation = 802.11ax HE40 SS1 (OFDMA MCS0), MIMO Mode = MIMO CCD Mode 2x2, Number of Transmission Chains = 2

**Images:**



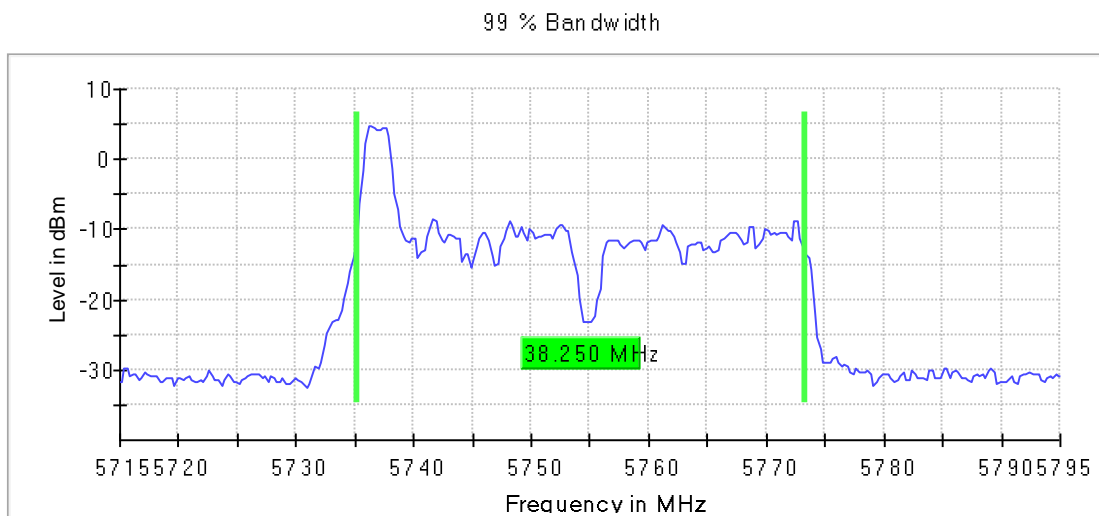
**Active Port = 1+2, Frequency MHz = 5230.00000, Modulation = 802.11ax HE40 SS1 (OFDMA MCS0), MIMO Mode = MIMO CCD Mode 2x2, Number of Transmission Chains = 2**

**Images:**



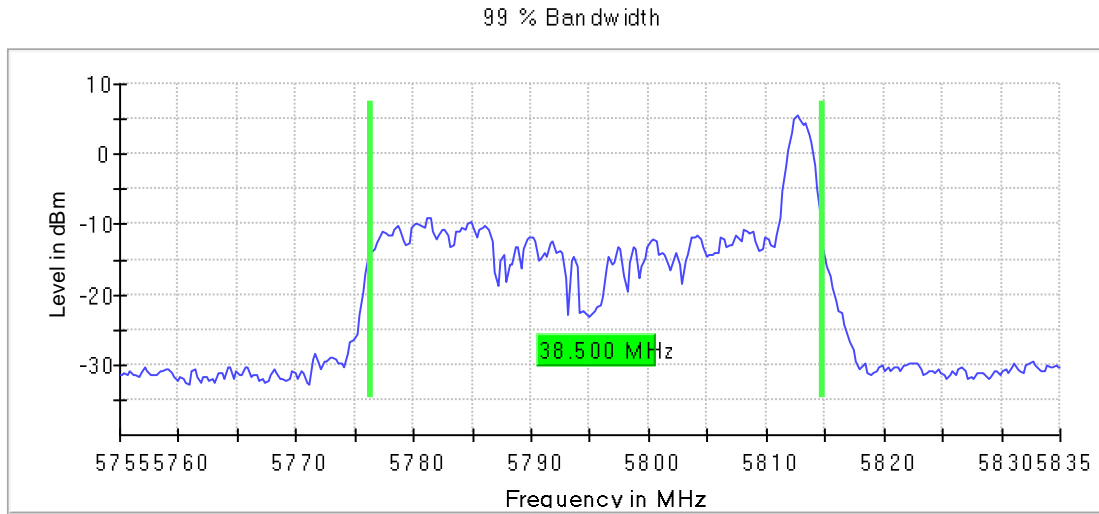
**Active Port = 1+2, Frequency MHz = 5755.00000, Modulation = 802.11ax HE40 SS1 (OFDMA MCS0), MIMO Mode = MIMO CCD Mode 2x2, Number of Transmission Chains = 2**

**Images:**



**Active Port = 1+2, Frequency MHz = 5795.00000, Modulation = 802.11ax HE40 SS1 (OFDMA MCS0), MIMO Mode = MIMO CCD Mode 2x2, Number of Transmission Chains = 2**

**Images:**



**Tables:**

Spectrum Analyzer Parameters

Setting	Instrument Value	Target Value
Span	80.000 MHz	80.000 MHz
RBW	500.000 kHz	>= 400.000 kHz
VBW	2.000 MHz	>= 1.500 MHz
SweepPoints	320	~ 320
Sweeptime	18.906 $\mu$ s	AUTO
Reference Level	0.000 dBm	0.000 dBm
Attenuation	20.000 dB	AUTO
Detector	MaxPeak	MaxPeak
SweepCount	200	200
Filter	3 dB	3 dB
Trace Mode	Max Hold	Max Hold
Sweeptype	FFT	AUTO
Preamp	off	off
Stablemode	Trace	Trace
Stablevalue	0.30 dB	0.30 dB
Run	52 / max. 150	max. 150
Stable	5 / 5	5
Max Stable Difference	0.14 dB	0.30 dB

MIMO Mode: MIMO CCD Mode 2x2

Modulation: 802.11ax HE80 SS1 (OFDM MCS0)- Full RU

**Results**

Port	Freq (MHz)	# of Tx Chains	Occ Ch BW (MHz)
1+2	5210.00000	2	78.000
1+2	5775.00000	2	78.500

**Verdict**

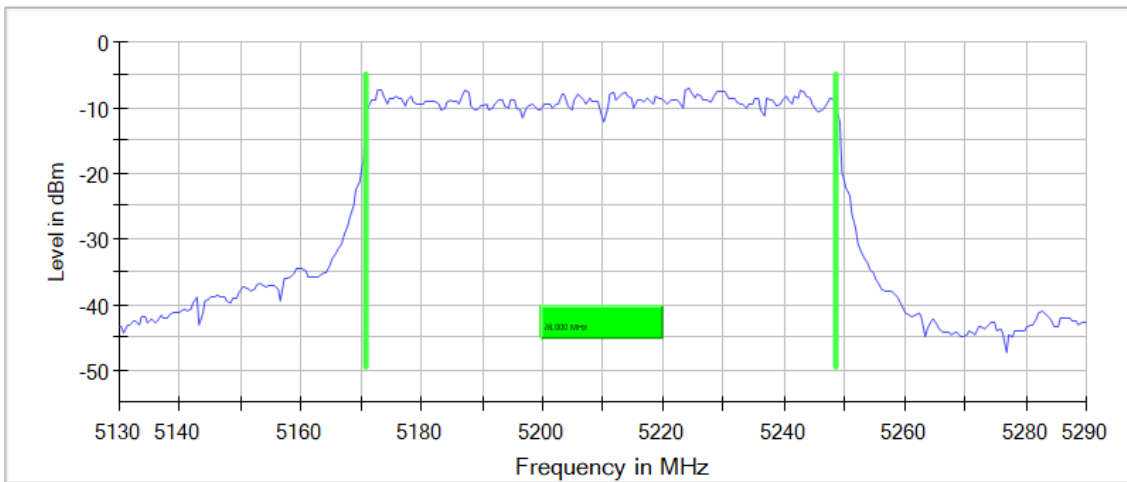
Pass

**Attachments**

Active Port = 1+2, Frequency MHz = 5210.00000, Modulation = 802.11ax HE80 SS1 (OFDM MCS0), MIMO Mode = MIMO CCD Mode 2x2, Number of Transmission Chains = 2

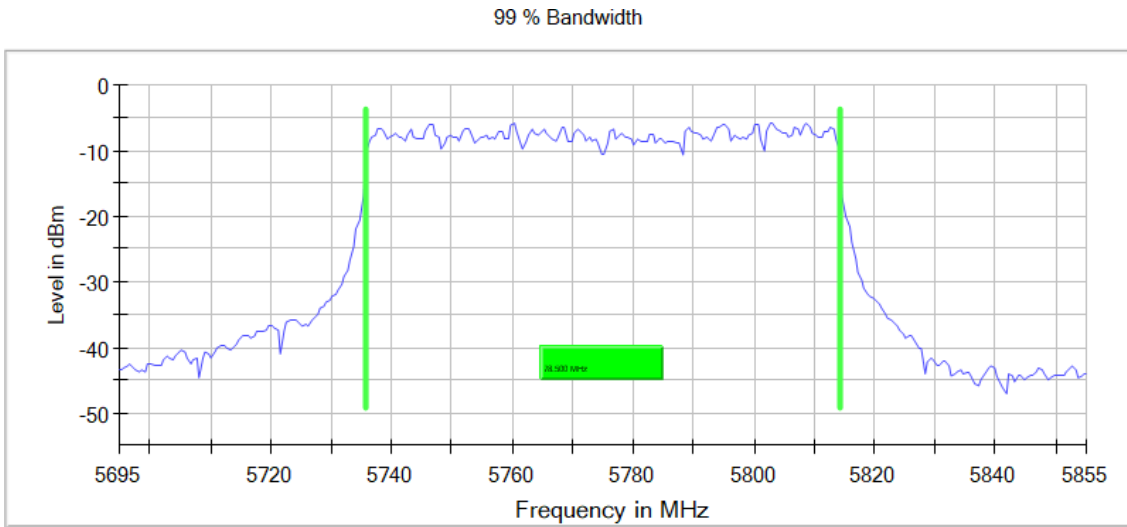
**Images:**

99 % Bandwidth



**Active Port = 1+2, Frequency MHz = 5775.00000, Modulation = 802.11ax HE80 SS1 (OFDM MCS0), MIMO Mode = MIMO CCD Mode 2x2, Number of Transmission Chains = 2**

**Images:**



**Tables:**

Spectrum Analyzer Parameters

Setting	Instrument Value	Target Value
Span	160.000 MHz	160.000 MHz
RBW	1.000 MHz	>= 800.000 kHz
VBW	3.000 MHz	>= 3.000 MHz
SweepPoints	320	~ 320
Sweeptime	22.875 µs	AUTO
Reference Level	-10.000 dBm	-10.000 dBm
Attenuation	10.000 dB	AUTO
Detector	MaxPeak	MaxPeak
SweepCount	200	200
Filter	3 dB	3 dB
Trace Mode	Max Hold	Max Hold
Sweeptype	FFT	AUTO
Preamp	off	off
Stablemode	Trace	Trace
Stablevalue	0.30 dB	0.30 dB
Run	93 / max. 150	max. 150
Stable	5 / 5	5
Max Stable Difference	0.07 dB	0.30 dB

MIMO Mode: MIMO CCD Mode 2x2

Modulation: 802.11ax HE80 SS1 (OFDMA MCS0)- Partial RU

**Results**

Port	Freq (MHz)	# of Tx Chains	Occ Ch BW (MHz)
1+2	5210.00000	2	79.000
1+2	5775.00000	2	79.000

**Verdict**

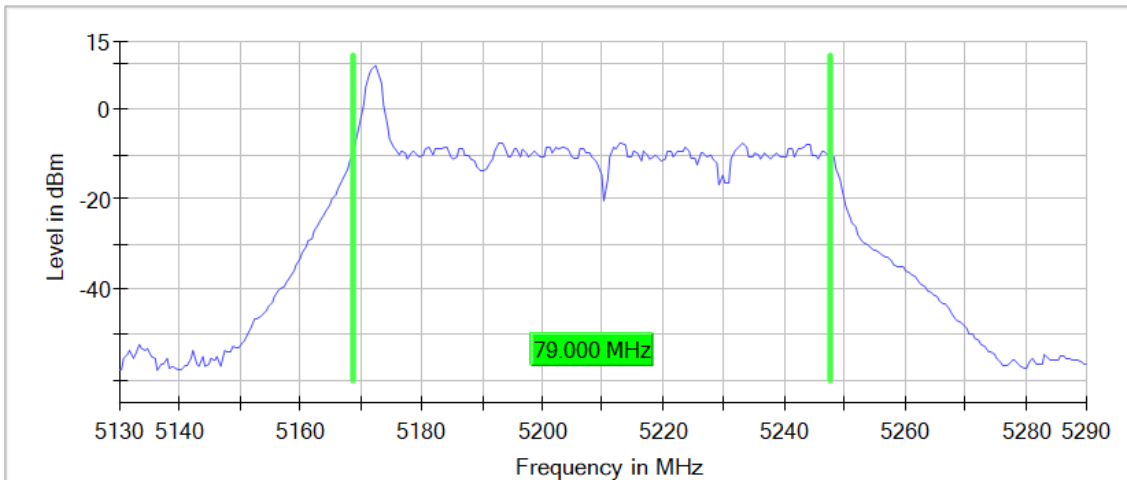
Pass

**Attachments**

Active Port = 1+2, Frequency MHz = 5210.00000, Modulation = 802.11ax HE80 SS1 (OFDMA MCS0), MIMO Mode = MIMO CCD Mode 2x2, Number of Transmission Chains = 2

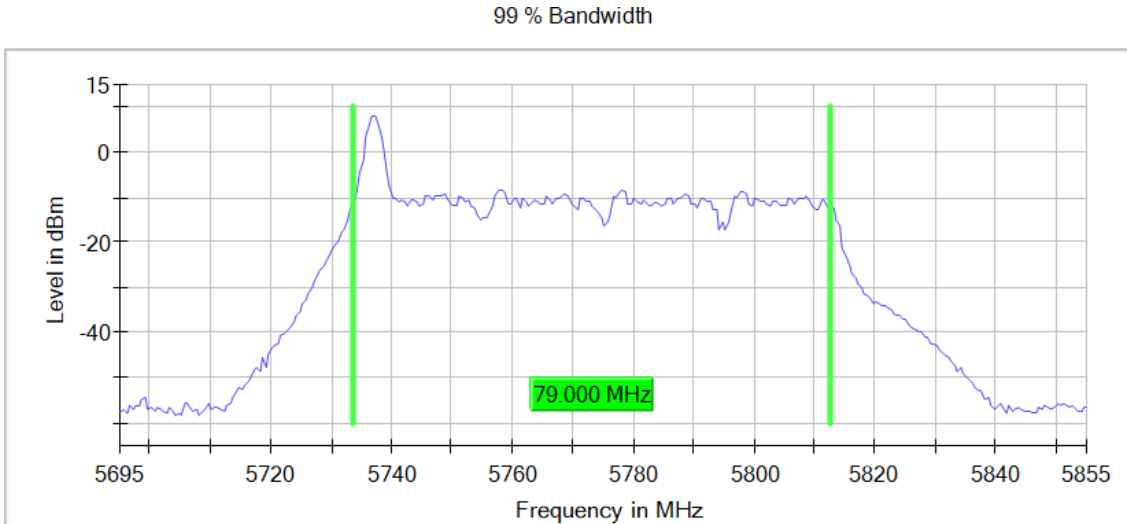
**Images:**

99 % Bandwidth



**Active Port = 1+2, Frequency MHz = 5775.00000, Modulation = 802.11ax HE80 SS1 (OFDMA MCS0), MIMO Mode = MIMO CCD Mode 2x2, Number of Transmission Chains = 2**

**Images:**



**Tables:**

**Spectrum Analyzer Parameters**

Setting	Instrument Value	Target Value
Span	160.000 MHz	160.000 MHz
RBW	1.000 MHz	>= 800.000 kHz
VBW	3.000 MHz	>= 3.000 MHz
SweepPoints	320	~ 320
Sweeptime	1.000 ms	AUTO
Reference Level	0.000 dBm	0.000 dBm
Attenuation	10.000 dB	AUTO
Detector	MaxPeak	MaxPeak
SweepCount	200	200
Filter	3 dB	3 dB
Trace Mode	Max Hold	Max Hold
Sweeptype	Sweep	AUTO
Preamp	off	off
Stablemode	Trace	Trace
Stablevalue	0.30 dB	0.30 dB
Run	25 / max. 150	max. 150
Stable	5 / 5	5
Max Stable Difference	0.05 dB	0.30 dB



FCC 15.403 / RSS-Gen 6.7 26 dB Emission Bandwidth

**Limits**

No Limit has been set to this test case

MIMO Mode: MIMO CCD Mode 2x2

Modulation: 802.11a (OFDM 6 Mbit/s)

**Results**

Port	Freq (MHz)	# of Tx Chains	26Ebw (MHz)
1+2	5180.00000	2	21.700
1+2	5200.00000	2	21.700
1+2	5240.00000	2	21.600
1+2	5745.00000	2	21.700
1+2	5785.00000	2	21.500
1+2	5825.00000	2	21.800

**Verdict**

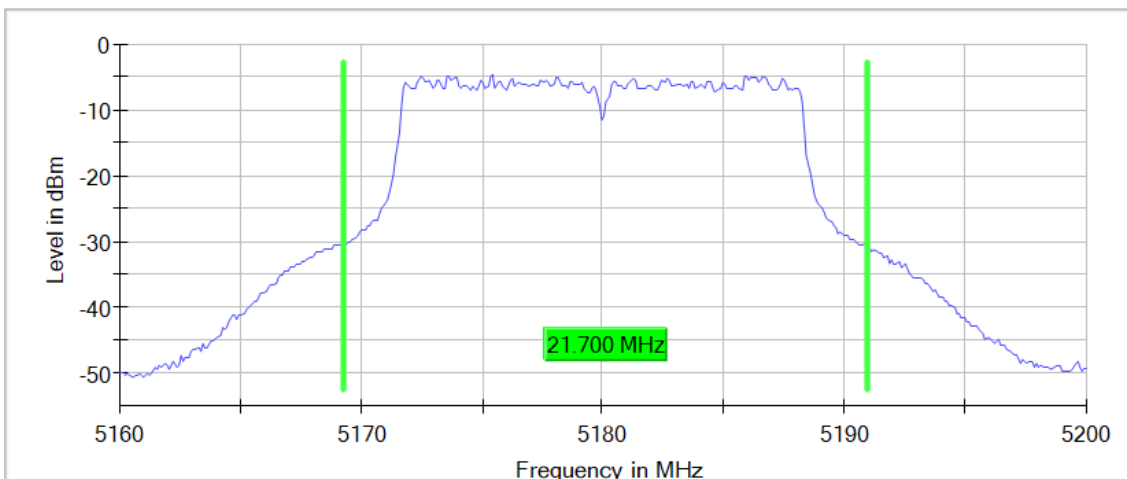
Pass

**Attachments**

Active Port = 1+2, Frequency MHz = 5180.00000, Modulation = 802.11a (OFDM 6 Mbit/s), MIMO Mode = MIMO CCD Mode 2x2, Number of Transmission Chains = 2

**Images:**

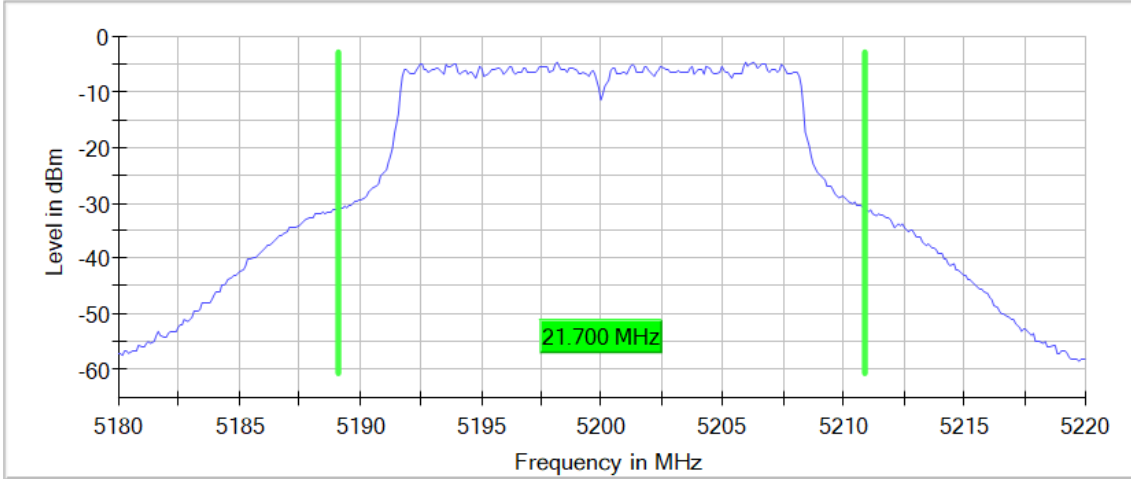
26 dB Bandwidth



**Active Port = 1+2, Frequency MHz = 5200.00000, Modulation = 802.11a (OFDM 6 Mbit/s), MIMO Mode = MIMO CCD Mode 2x2, Number of Transmission Chains = 2**

Images:

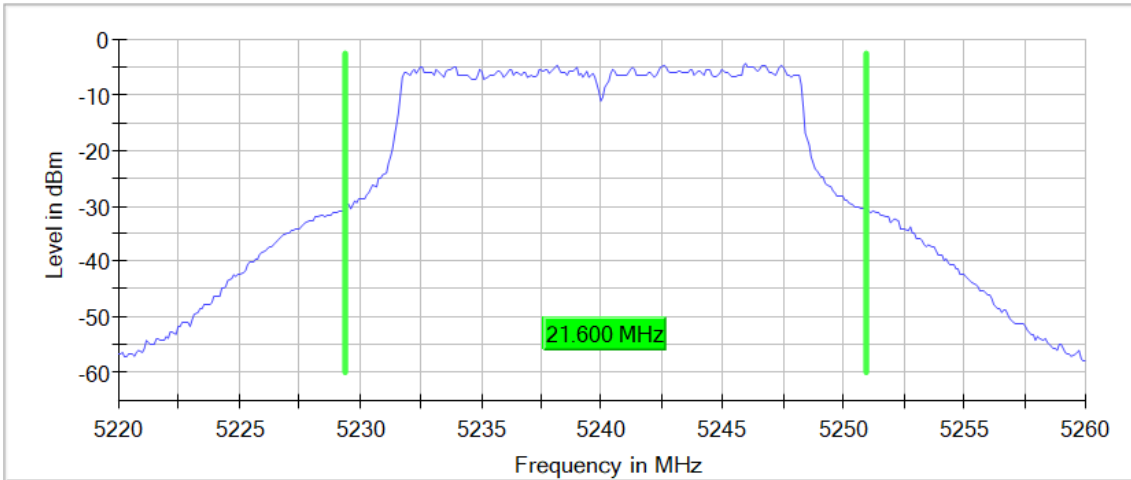
26 dB Bandwidth



**Active Port = 1+2, Frequency MHz = 5240.00000, Modulation = 802.11a (OFDM 6 Mbit/s), MIMO Mode = MIMO CCD Mode 2x2, Number of Transmission Chains = 2**

Images:

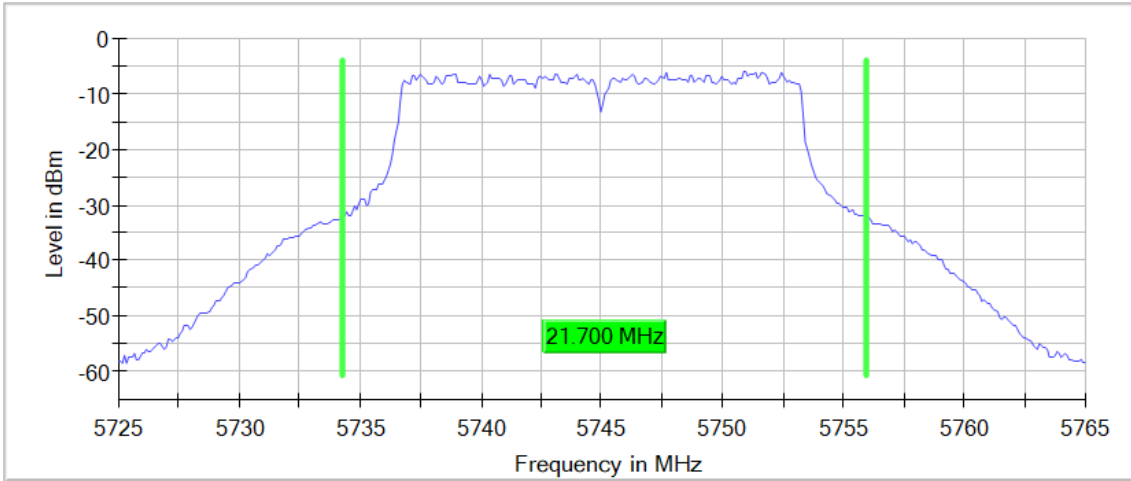
26 dB Bandwidth



**Active Port = 1+2, Frequency MHz = 5745.00000, Modulation = 802.11a (OFDM 6 Mbit/s), MIMO Mode = MIMO CCD Mode 2x2, Number of Transmission Chains = 2**

**Images:**

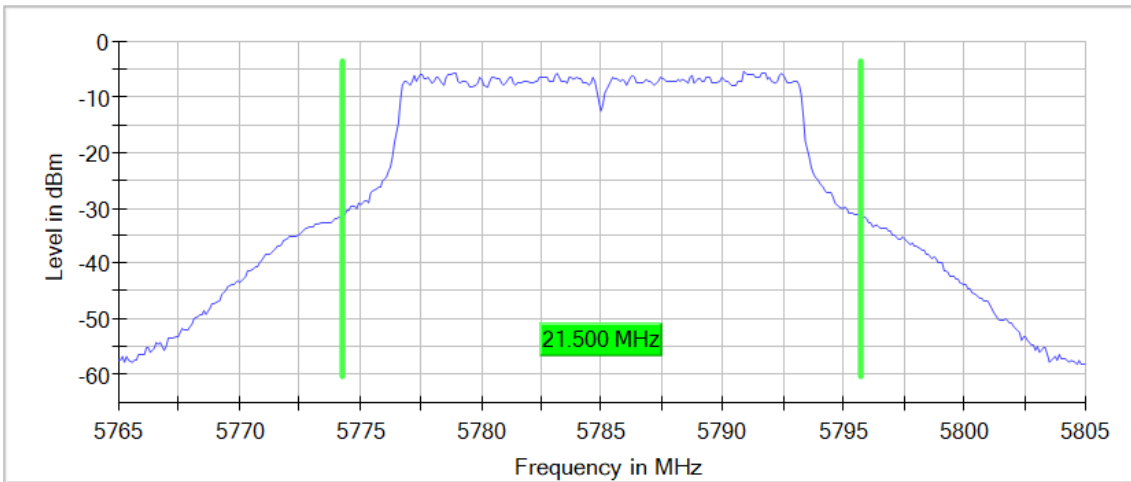
26 dB Bandwidth



**Active Port = 1+2, Frequency MHz = 5785.00000, Modulation = 802.11a (OFDM 6 Mbit/s), MIMO Mode = MIMO CCD Mode 2x2, Number of Transmission Chains = 2**

**Images:**

26 dB Bandwidth

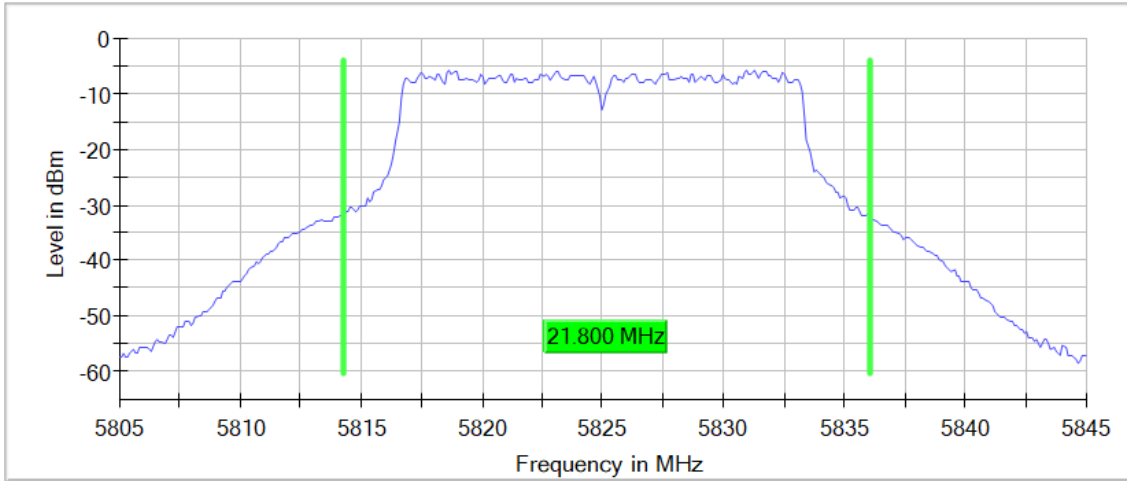


**Tables:**

**Active Port = 1+2, Frequency MHz = 5825.00000, Modulation = 802.11a (OFDM 6 Mbit/s), MIMO Mode = MIMO CCD Mode 2x2, Number of Transmission Chains = 2**

**Images:**

26 dB Bandwidth



**Tables:**

Spectrum Analyzer Parameters

Setting	Instrument Value	Target Value
Span	40.000 MHz	40.000 MHz
RBW	200.000 kHz	~ 200.000 kHz
VBW	1.000 MHz	>= 600.000 kHz
SweepPoints	400	~ 400
Sweeptime	1.000 ms	AUTO
Reference Level	10.000 dBm	10.000 dBm
Attenuation	20.000 dB	AUTO
Detector	MaxPeak	MaxPeak
SweepCount	200	200
Filter	3 dB	3 dB
Trace Mode	Max Hold	Max Hold
Sweeptype	Sweep	AUTO
Preamp	off	off
Stablemode	Trace	Trace
Stablevalue	0.30 dB	0.30 dB
Run	61 / max. 150	max. 150
Stable	5 / 5	5
Max Stable Difference	0.04 dB	0.30 dB

MIMO Mode: MIMO CCD Mode 2x2

Modulation: 802.11n HT20 (OFDM MCS0 6.5 Mbit/s)

**Results**

Port	Freq (MHz)	# of Tx Chains	26Ebw (MHz)
1+2	5180.00000	2	23.400
1+2	5200.00000	2	23.200
1+2	5240.00000	2	23.600
1+2	5745.00000	2	23.200
1+2	5785.00000	2	23.400
1+2	5825.00000	2	23.500

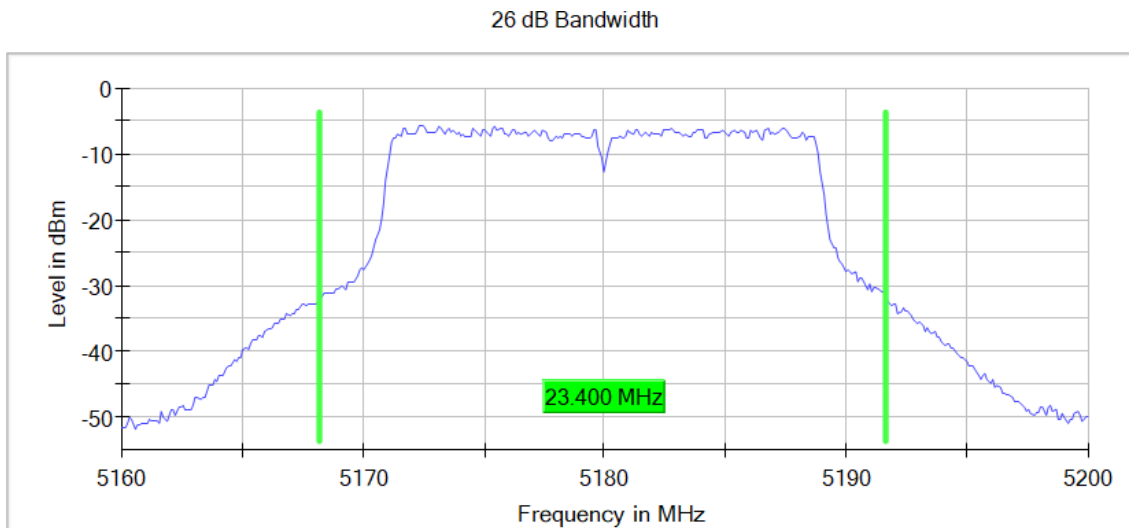
**Verdict**

Pass

**Attachments**

Active Port = 1+2, Frequency MHz = 5180.00000, Modulation = 802.11n HT20 (OFDM MCS0 6.5 Mbit/s), MIMO Mode = MIMO CCD Mode 2x2, Number of Transmission Chains = 2

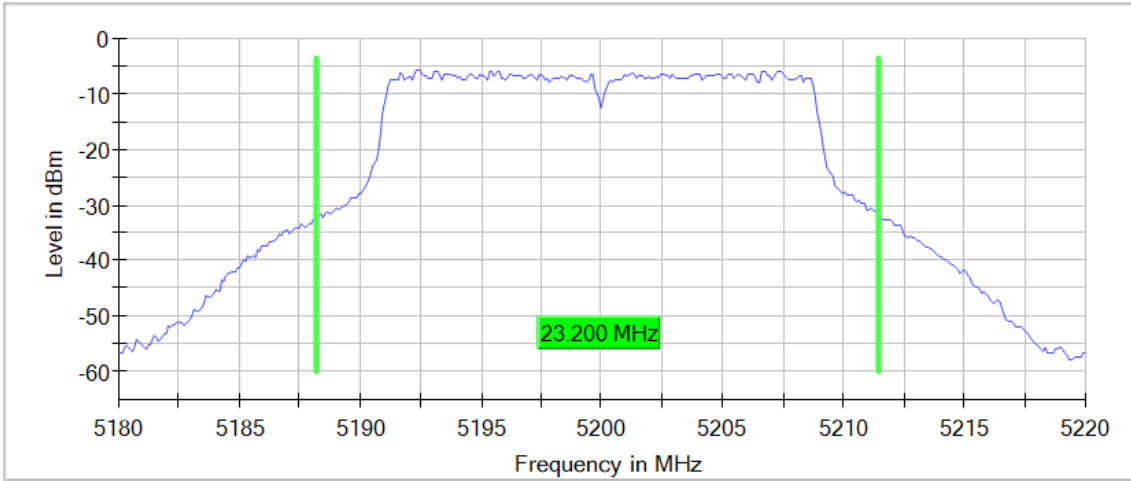
Images:



**Active Port = 1+2, Frequency MHz = 5200.00000, Modulation = 802.11n HT20 (OFDM MCS0 6.5 Mbit/s), MIMO Mode = MIMO CCD Mode 2x2, Number of Transmission Chains = 2**

**Images:**

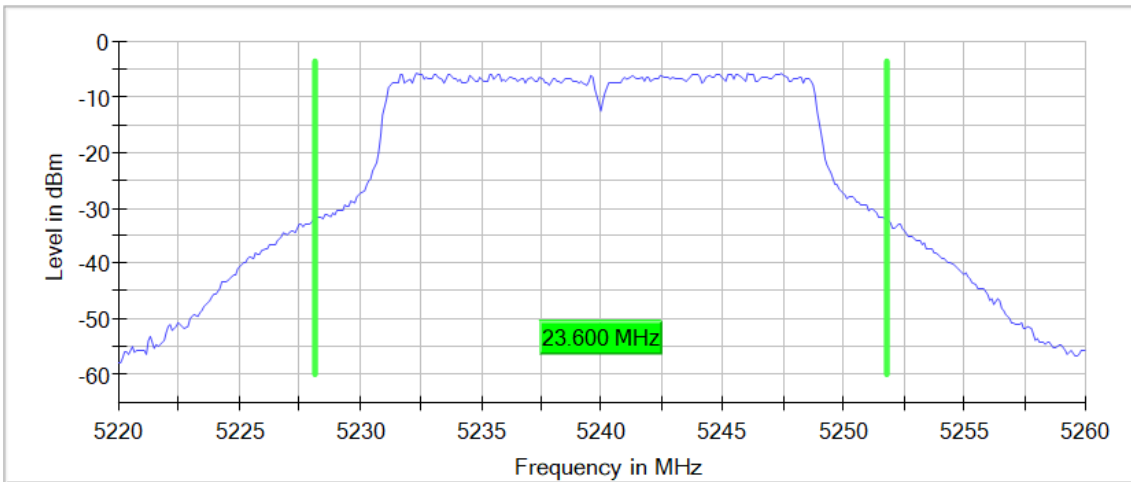
26 dB Bandwidth



**Active Port = 1+2, Frequency MHz = 5240.00000, Modulation = 802.11n HT20 (OFDM MCS0 6.5 Mbit/s), MIMO Mode = MIMO CCD Mode 2x2, Number of Transmission Chains = 2**

**Images:**

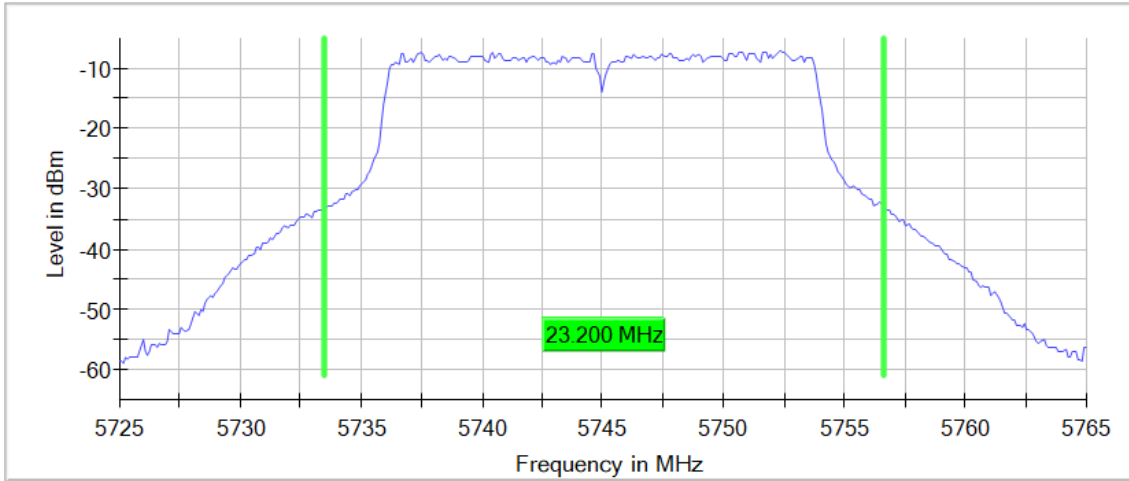
26 dB Bandwidth



**Active Port = 1+2, Frequency MHz = 5745.00000, Modulation = 802.11n HT20 (OFDM MCS0 6.5 Mbit/s),  
MIMO Mode = MIMO CCD Mode 2x2, Number of Transmission Chains = 2**

**Images:**

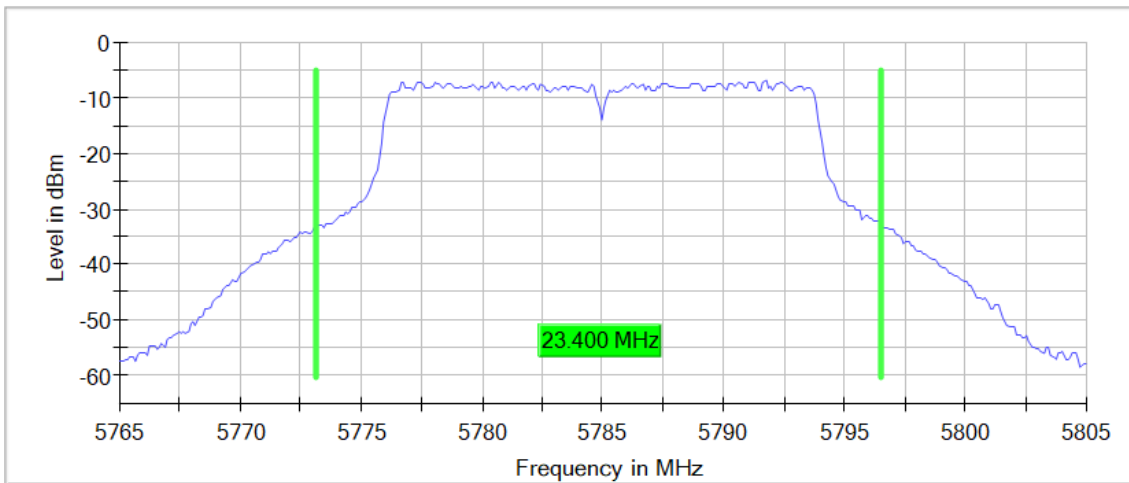
26 dB Bandwidth



**Active Port = 1+2, Frequency MHz = 5785.00000, Modulation = 802.11n HT20 (OFDM MCS0 6.5 Mbit/s),  
MIMO Mode = MIMO CCD Mode 2x2, Number of Transmission Chains = 2**

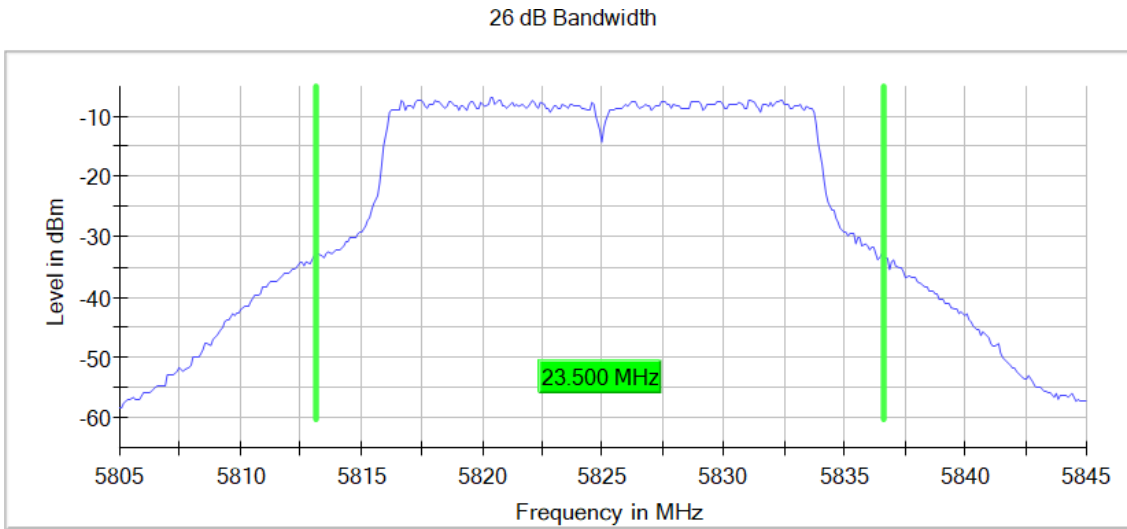
**Images:**

26 dB Bandwidth



**Active Port = 1+2, Frequency MHz = 5825.00000, Modulation = 802.11n HT20 (OFDM MCS0 6.5 Mbit/s), MIMO Mode = MIMO CCD Mode 2x2, Number of Transmission Chains = 2**

**Images:**



**Tables:**

Spectrum Analyzer Parameters

Setting	Instrument Value	Target Value
Span	40.000 MHz	40.000 MHz
RBW	200.000 kHz	~ 200.000 kHz
VBW	1.000 MHz	>= 600.000 kHz
SweepPoints	400	~ 400
Sweeptime	1.000 ms	AUTO
Reference Level	10.000 dBm	10.000 dBm
Attenuation	20.000 dB	AUTO
Detector	MaxPeak	MaxPeak
SweepCount	200	200
Filter	3 dB	3 dB
Trace Mode	Max Hold	Max Hold
Sweeptype	Sweep	AUTO
Preamp	off	off
Stablemode	Trace	Trace
Stablevalue	0.30 dB	0.30 dB
Run	46 / max. 150	max. 150
Stable	5 / 5	5
Max Stable Difference	0.28 dB	0.30 dB



MIMO Mode: MIMO CCD Mode 2x2  
 Modulation: 802.11n HT40 (OFDM MCS0)

**Results**

Port	Freq (MHz)	# of Tx Chains	26Ebw (MHz)
1+2	5190.00000	2	43.677
1+2	5230.00000	2	43.827
1+2	5755.00000	2	43.227
1+2	5795.00000	2	43.377

**Verdict**

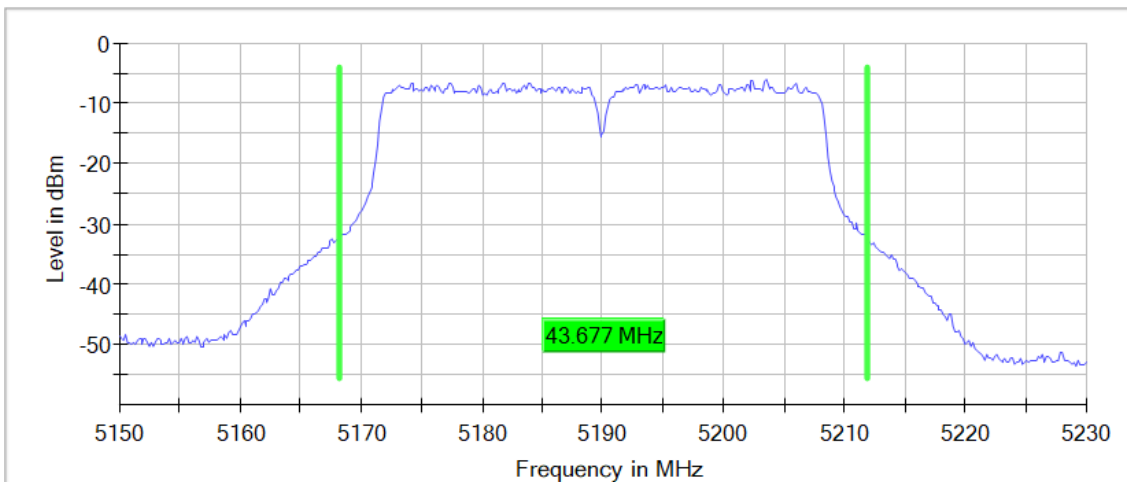
Pass

**Attachments**

Active Port = 1+2, Frequency MHz = 5190.00000, Modulation = 802.11n HT40 (OFDM MCS0), MIMO Mode = MIMO CCD Mode 2x2, Number of Transmission Chains = 2

**Images:**

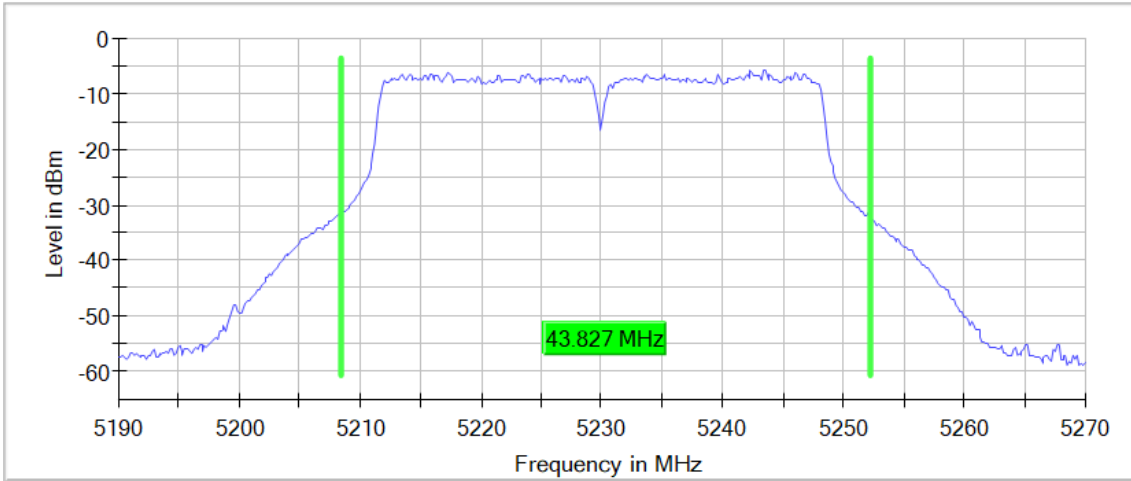
26 dB Bandwidth



**Active Port = 1+2, Frequency MHz = 5230.00000, Modulation = 802.11n HT40 (OFDM MCS0), MIMO Mode = MIMO CCD Mode 2x2, Number of Transmission Chains = 2**

**Images:**

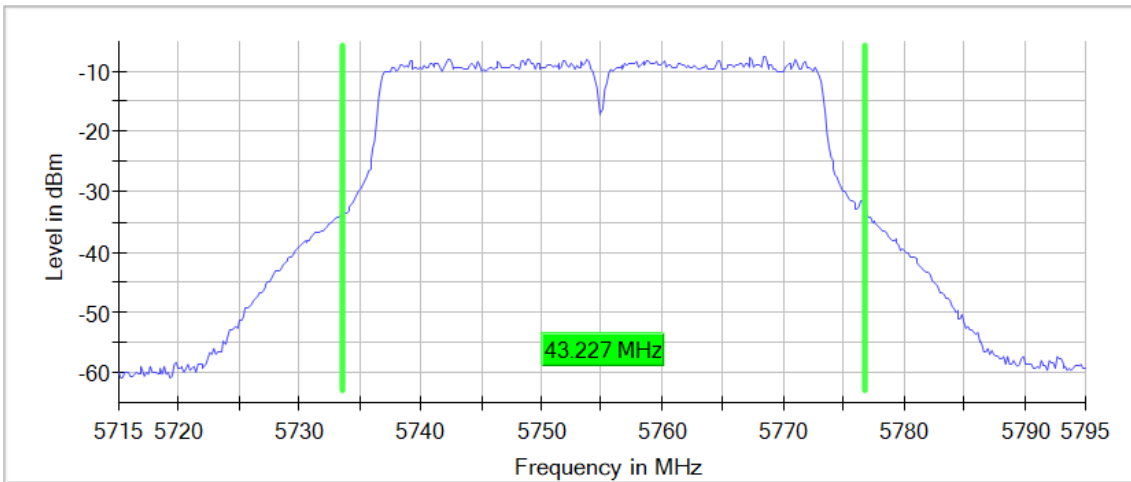
26 dB Bandwidth



**Active Port = 1+2, Frequency MHz = 5755.00000, Modulation = 802.11n HT40 (OFDM MCS0), MIMO Mode = MIMO CCD Mode 2x2, Number of Transmission Chains = 2**

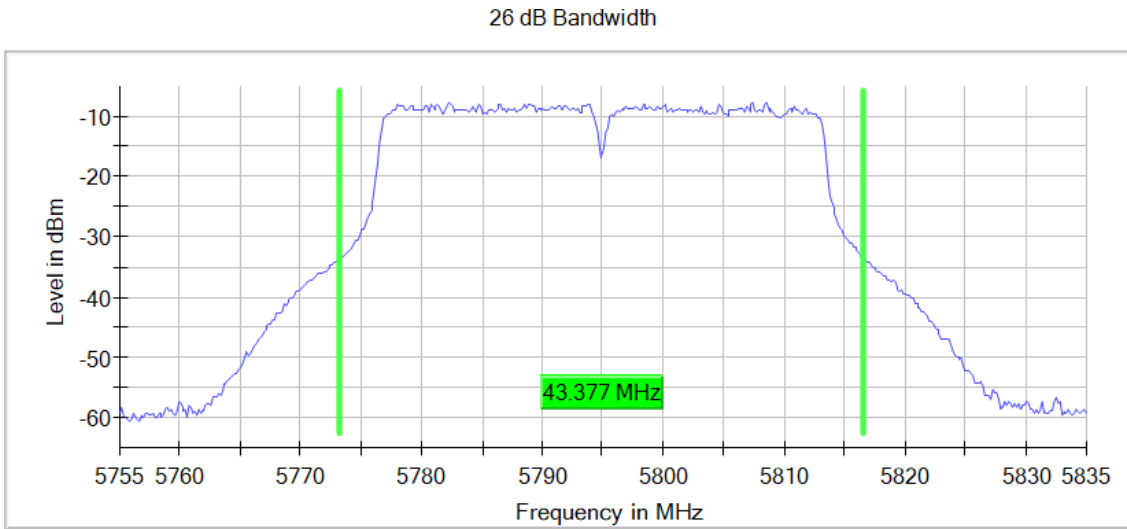
**Images:**

26 dB Bandwidth



**Active Port = 1+2, Frequency MHz = 5795.00000, Modulation = 802.11n HT40 (OFDM MCS0), MIMO Mode = MIMO CCD Mode 2x2, Number of Transmission Chains = 2**

**Images:**



**Tables:**

Spectrum Analyzer Parameters

Setting	Instrument Value	Target Value
Span	80.000 MHz	80.000 MHz
RBW	300.000 kHz	~ 400.000 kHz
VBW	1.000 MHz	>= 900.000 kHz
SweepPoints	533	~ 533
Sweeptime	1.000 ms	AUTO
Reference Level	10.000 dBm	10.000 dBm
Attenuation	20.000 dB	AUTO
Detector	MaxPeak	MaxPeak
SweepCount	200	200
Filter	3 dB	3 dB
Trace Mode	Max Hold	Max Hold
Sweeptype	Sweep	AUTO
Preamp	off	off
Stablemode	Trace	Trace
Stablevalue	0.30 dB	0.30 dB
Run	76 / max. 150	max. 150
Stable	5 / 5	5
Max Stable Difference	0.07 dB	0.30 dB

MIMO Mode: MIMO CCD Mode 2x2

Modulation: 802.11ac VHT20 SS1 (OFDM MCS0)

**Results**

Port	Freq (MHz)	# of Tx Chains	26Ebw (MHz)
1+2	5180.00000	2	22.100
1+2	5200.00000	2	22.300
1+2	5240.00000	2	22.400
1+2	5745.00000	2	22.600
1+2	5785.00000	2	22.700
1+2	5825.00000	2	22.300

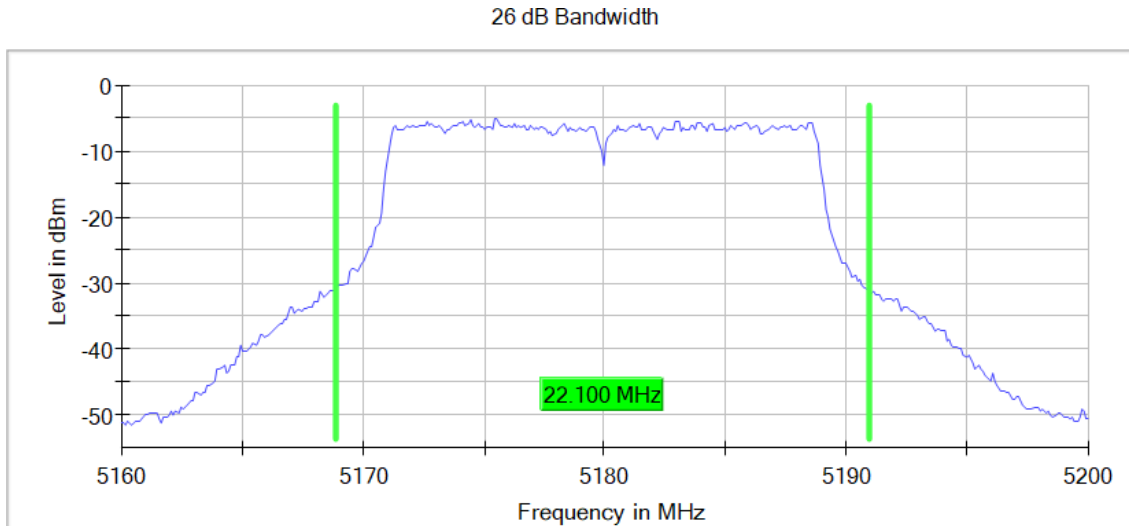
**Verdict**

Pass

**Attachments**

Active Port = 1+2, Frequency MHz = 5180.00000, Modulation = 802.11ac VHT20 SS1 (OFDM MCS0), MIMO Mode = MIMO CCD Mode 2x2, Number of Transmission Chains = 2

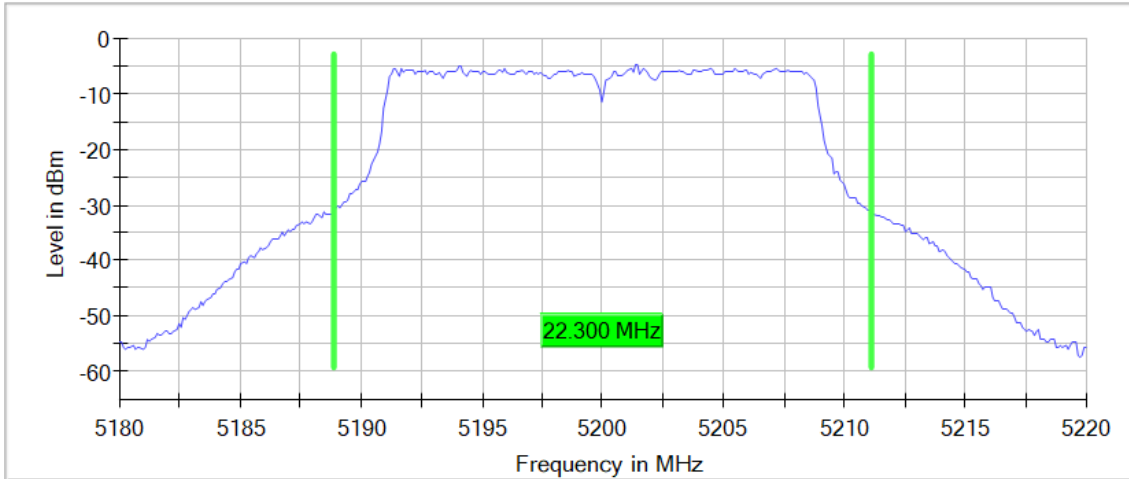
Images:



**Active Port = 1+2, Frequency MHz = 5200.00000, Modulation = 802.11ac VHT20 SS1 (OFDM MCS0), MIMO Mode = MIMO CCD Mode 2x2, Number of Transmission Chains = 2**

**Images:**

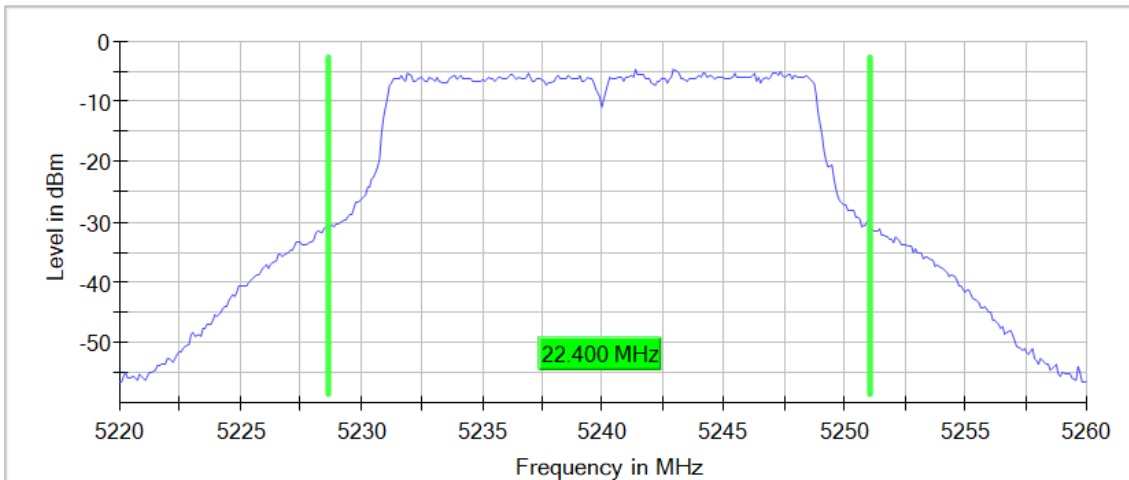
26 dB Bandwidth



**Active Port = 1+2, Frequency MHz = 5240.00000, Modulation = 802.11ac VHT20 SS1 (OFDM MCS0), MIMO Mode = MIMO CCD Mode 2x2, Number of Transmission Chains = 2**

**Images:**

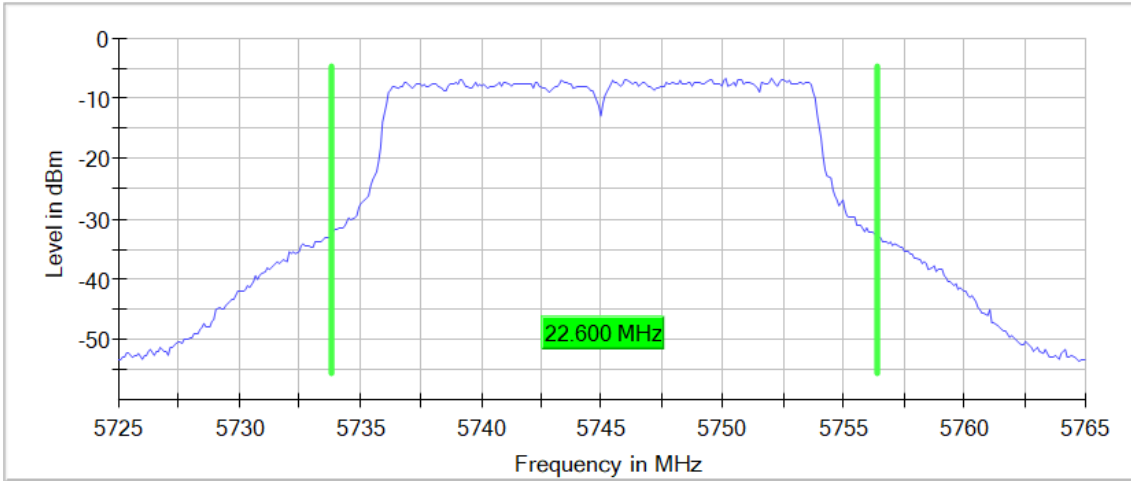
26 dB Bandwidth



**Active Port = 1+2, Frequency MHz = 5745.00000, Modulation = 802.11ac VHT20 SS1 (OFDM MCS0), MIMO Mode = MIMO CCD Mode 2x2, Number of Transmission Chains = 2**

**Images:**

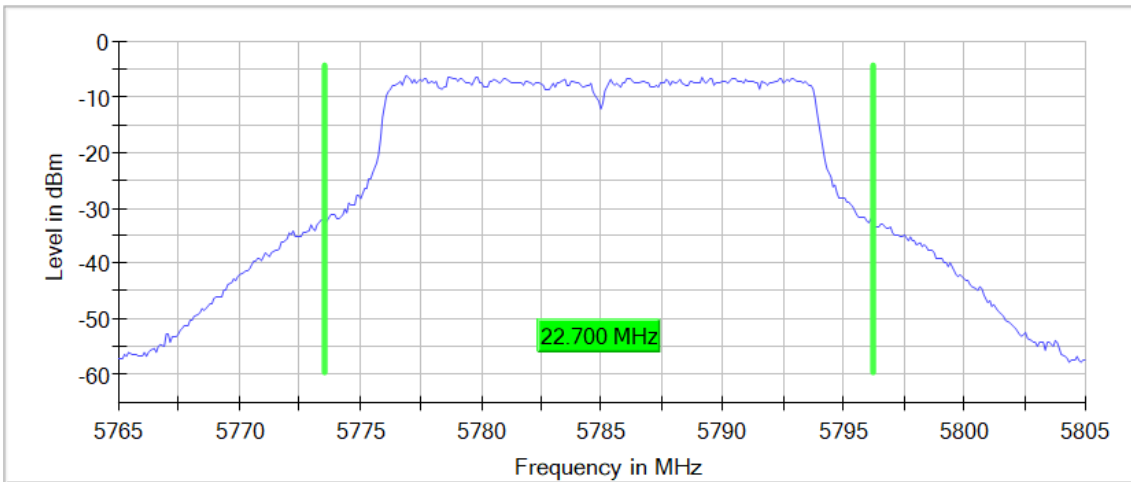
26 dB Bandwidth



**Active Port = 1+2, Frequency MHz = 5785.00000, Modulation = 802.11ac VHT20 SS1 (OFDM MCS0), MIMO Mode = MIMO CCD Mode 2x2, Number of Transmission Chains = 2**

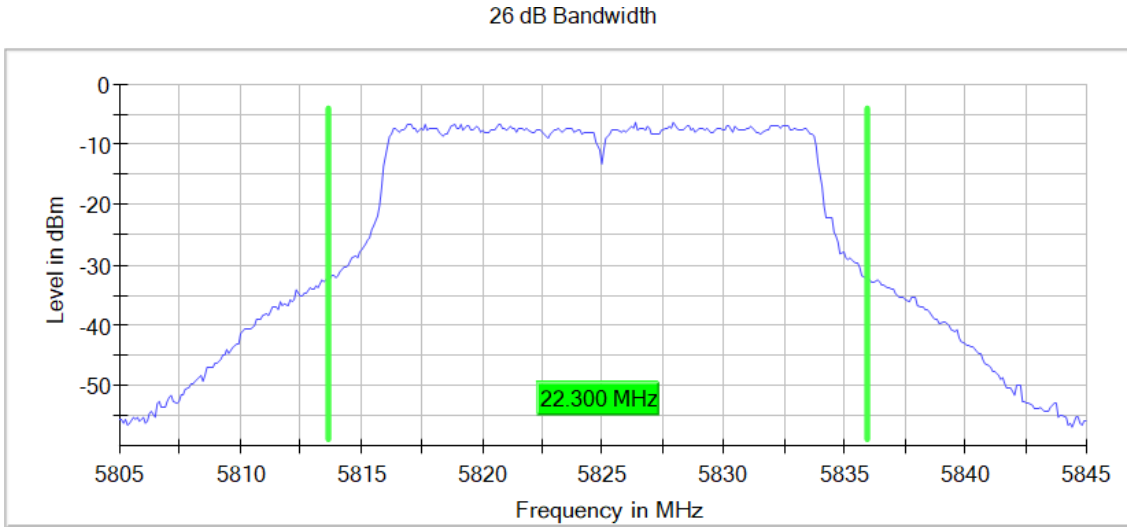
**Images:**

26 dB Bandwidth



**Active Port = 1+2, Frequency MHz = 5825.00000, Modulation = 802.11ac VHT20 SS1 (OFDM MCS0), MIMO Mode = MIMO CCD Mode 2x2, Number of Transmission Chains = 2**

**Images:**



**Tables:**

Spectrum Analyzer Parameters

Setting	Instrument Value	Target Value
Span	40.000 MHz	40.000 MHz
RBW	200.000 kHz	~ 200.000 kHz
VBW	1.000 MHz	>= 600.000 kHz
SweepPoints	400	~ 400
Sweeptime	1.000 ms	AUTO
Reference Level	10.000 dBm	10.000 dBm
Attenuation	20.000 dB	AUTO
Detector	MaxPeak	MaxPeak
SweepCount	200	200
Filter	3 dB	3 dB
Trace Mode	Max Hold	Max Hold
Sweeptype	Sweep	AUTO
Preamp	off	off
Stablemode	Trace	Trace
Stablevalue	0.30 dB	0.30 dB
Run	93 / max. 150	max. 150
Stable	5 / 5	5
Max Stable Difference	0.22 dB	0.30 dB

MIMO Mode: MIMO CCD Mode 2x2

Modulation: 802.11ac VHT40 SS1 (OFDM MCS0)

**Results**

Port	Freq (MHz)	# of Tx Chains	26Ebw (MHz)
1+2	5190.00000	2	43.227
1+2	5230.00000	2	43.077
1+2	5755.00000	2	42.927
1+2	5795.00000	2	43.077

**Verdict**

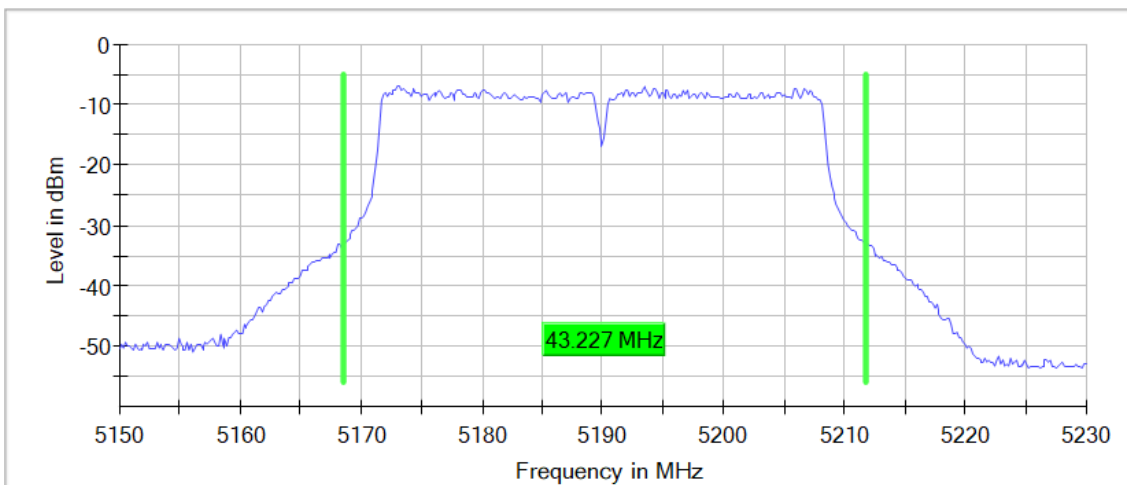
Pass

**Attachments**

Active Port = 1+2, Frequency MHz = 5190.00000, Modulation = 802.11ac VHT40 SS1 (OFDM MCS0), MIMO Mode = MIMO CCD Mode 2x2, Number of Transmission Chains = 2

**Images:**

26 dB Bandwidth

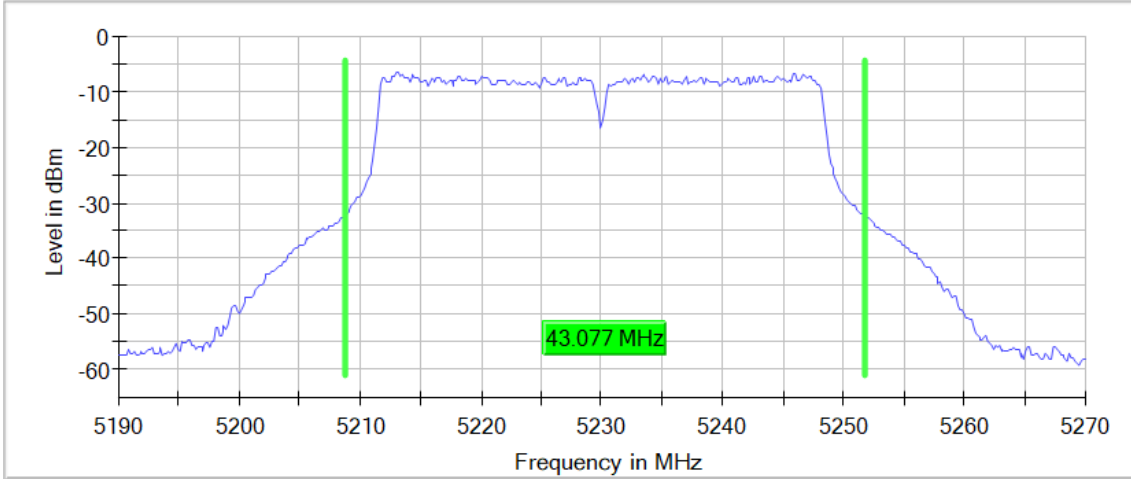




**Active Port = 1+2, Frequency MHz = 5230.00000, Modulation = 802.11ac VHT40 SS1 (OFDM MCS0), MIMO Mode = MIMO CCD Mode 2x2, Number of Transmission Chains = 2**

**Images:**

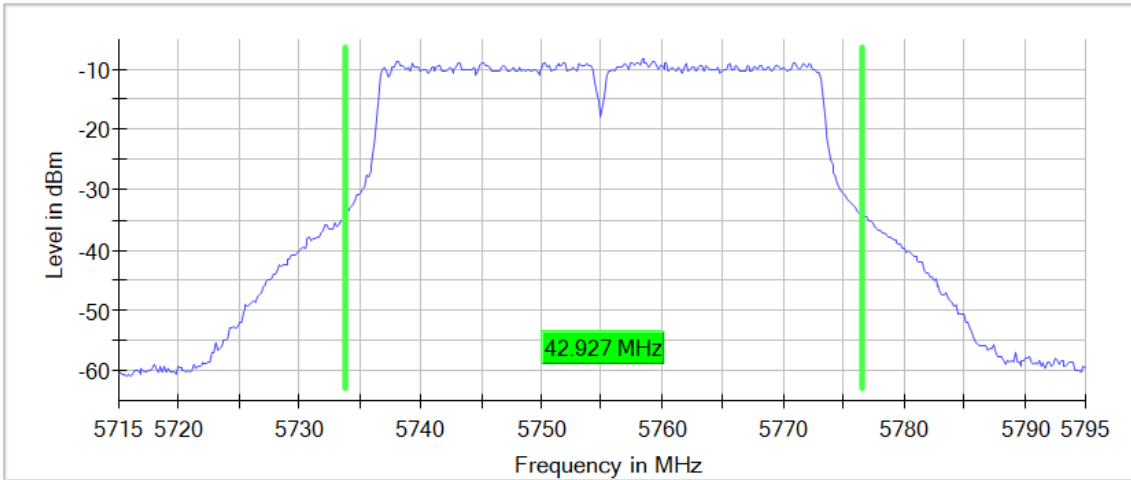
26 dB Bandwidth



**Active Port = 1+2, Frequency MHz = 5755.00000, Modulation = 802.11ac VHT40 SS1 (OFDM MCS0), MIMO Mode = MIMO CCD Mode 2x2, Number of Transmission Chains = 2**

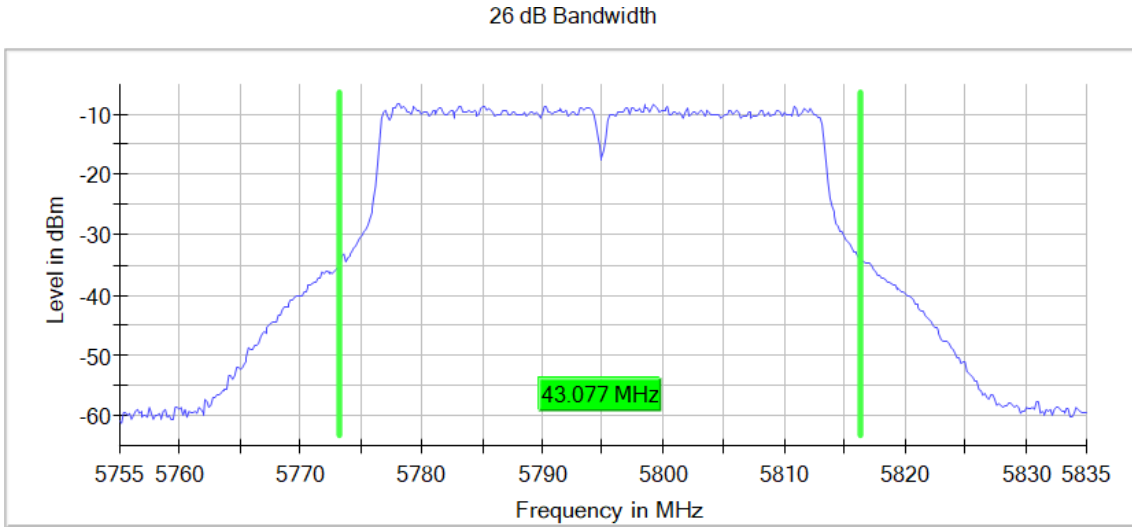
**Images:**

26 dB Bandwidth



**Active Port = 1+2, Frequency MHz = 5795.00000, Modulation = 802.11ac VHT40 SS1 (OFDM MCS0), MIMO Mode = MIMO CCD Mode 2x2, Number of Transmission Chains = 2**

**Images:**



**Tables:**

Spectrum Analyzer Parameters

Setting	Instrument Value	Target Value
Span	80.000 MHz	80.000 MHz
RBW	300.000 kHz	~ 400.000 kHz
VBW	1.000 MHz	>= 900.000 kHz
SweepPoints	533	~ 533
Sweeptime	1.000 ms	AUTO
Reference Level	10.000 dBm	10.000 dBm
Attenuation	20.000 dB	AUTO
Detector	MaxPeak	MaxPeak
SweepCount	200	200
Filter	3 dB	3 dB
Trace Mode	Max Hold	Max Hold
Sweeptype	Sweep	AUTO
Preamp	off	off
Stablemode	Trace	Trace
Stablevalue	0.30 dB	0.30 dB
Run	26 / max. 150	max. 150
Stable	5 / 5	5
Max Stable Difference	0.12 dB	0.30 dB

MIMO Mode: MIMO CCD Mode 2x2

Modulation: 802.11ac VHT80 SS1 (OFDM MCS0)

**Results**

Port	Freq (MHz)	# of Tx Chains	26Ebw (MHz)
1+2	5210.00000	2	160.000
1+2	5775.00000	2	93.500

**Verdict**

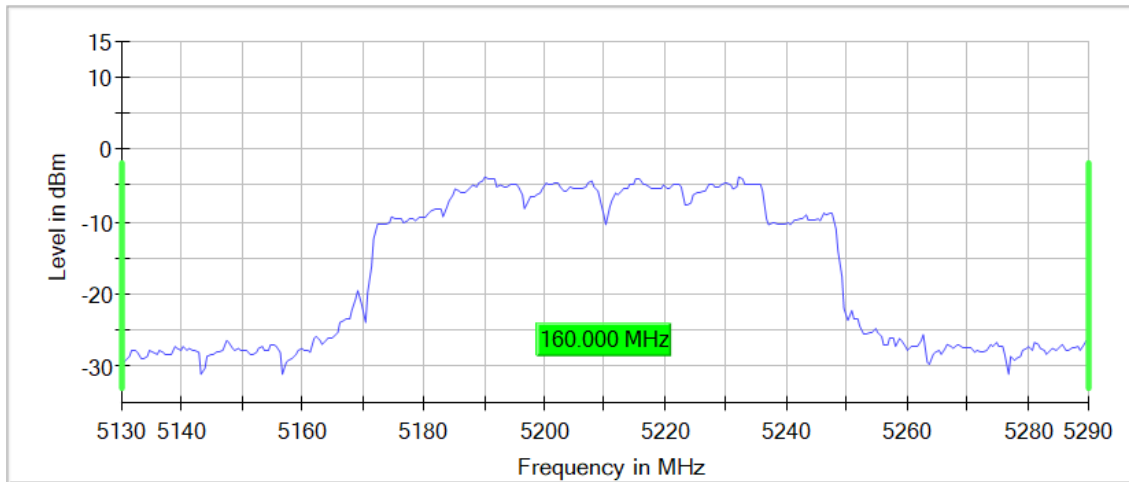
Pass

**Attachments**

Active Port = 1+2, Frequency MHz = 5210.00000, Modulation = 802.11ac VHT80 SS1 (OFDM MCS0), MIMO Mode = MIMO CCD Mode 2x2, Number of Transmission Chains = 2

**Images:**

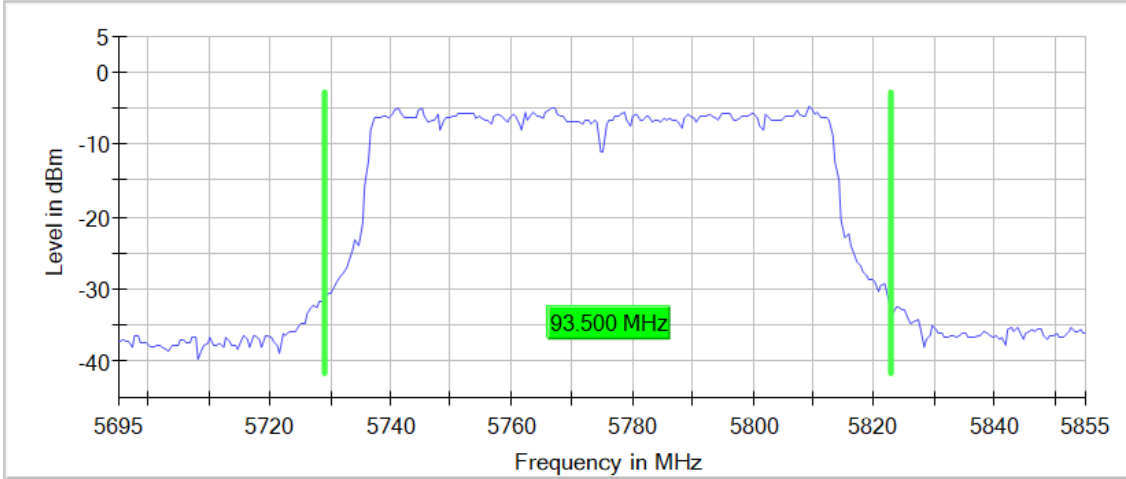
26 dB Bandwidth



**Active Port = 1+2, Frequency MHz = 5775.00000, Modulation = 802.11ac VHT80 SS1 (OFDM MCS0), MIMO Mode = MIMO CCD Mode 2x2, Number of Transmission Chains = 2**

**Images:**

26 dB Bandwidth



**Tables:**

Spectrum Analyzer Parameters

Setting	Instrument Value	Target Value
Span	160.000 MHz	160.000 MHz
RBW	1.000 MHz	~ 800.000 kHz
VBW	3.000 MHz	>= 3.000 MHz
SweepPoints	320	~ 320
Sweptime	22.875 $\mu$ s	AUTO
Reference Level	10.000 dBm	10.000 dBm
Attenuation	30.000 dB	AUTO
Detector	MaxPeak	MaxPeak
SweepCount	200	200
Filter	3 dB	3 dB
Trace Mode	Max Hold	Max Hold
Sweeptype	FFT	AUTO
Preamp	off	off
Stablemode	Trace	Trace
Stablevalue	0.30 dB	0.30 dB
Run	57 / max. 150	max. 150
Stable	5 / 5	5
Max Stable Difference	0.00 dB	0.30 dB

MIMO Mode: MIMO CCD Mode 2x2

Modulation: 802.11ax HE20 (OFDMA MCS0)-Full RU

**Results**

Port	Freq (MHz)	# of Tx Chains	26Ebw (MHz)
1+2	5180.00000	2	24.500
1+2	5200.00000	2	18.900
1+2	5240.00000	2	22.500
1+2	5745.00000	2	23.500
1+2	5785.00000	2	19.100
1+2	5825.00000	2	22.400

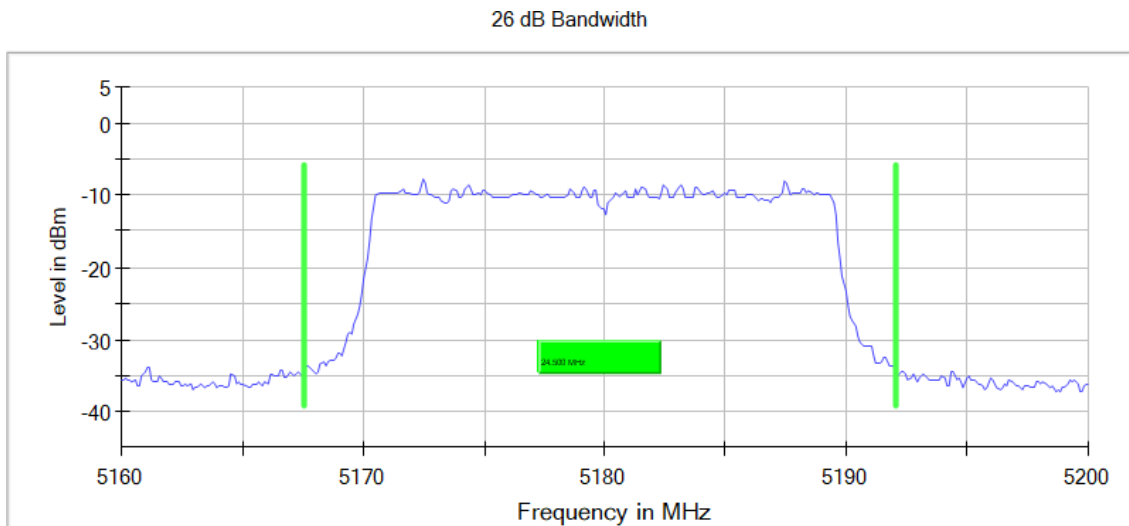
**Verdict**

Pass

**Attachments**

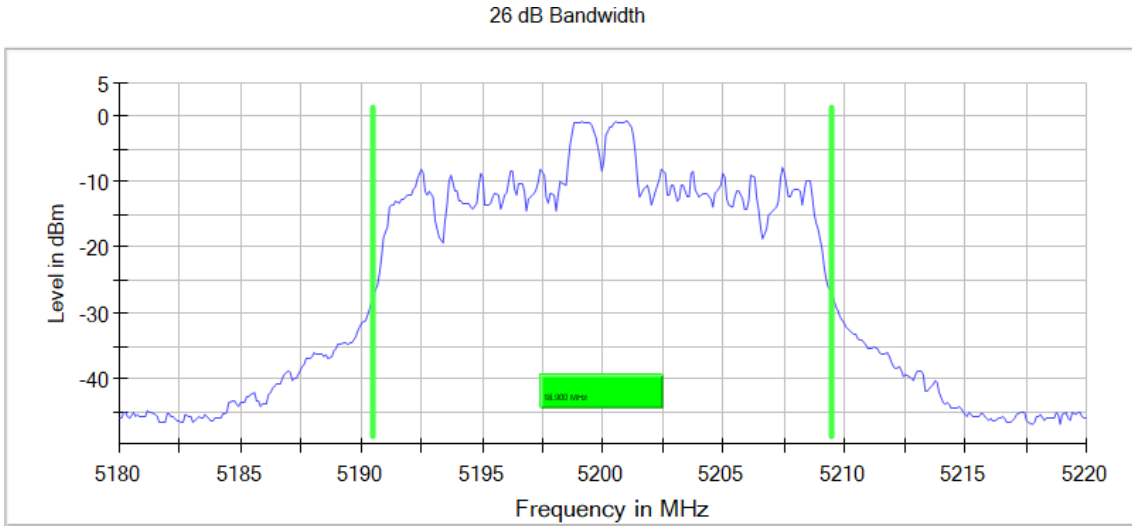
Active Port = 1+2, Frequency MHz = 5180.00000, Modulation = 802.11ax HE20 (OFDMA MCS0), MIMO Mode = MIMO CCD Mode 2x2, Number of Transmission Chains = 2

Images:



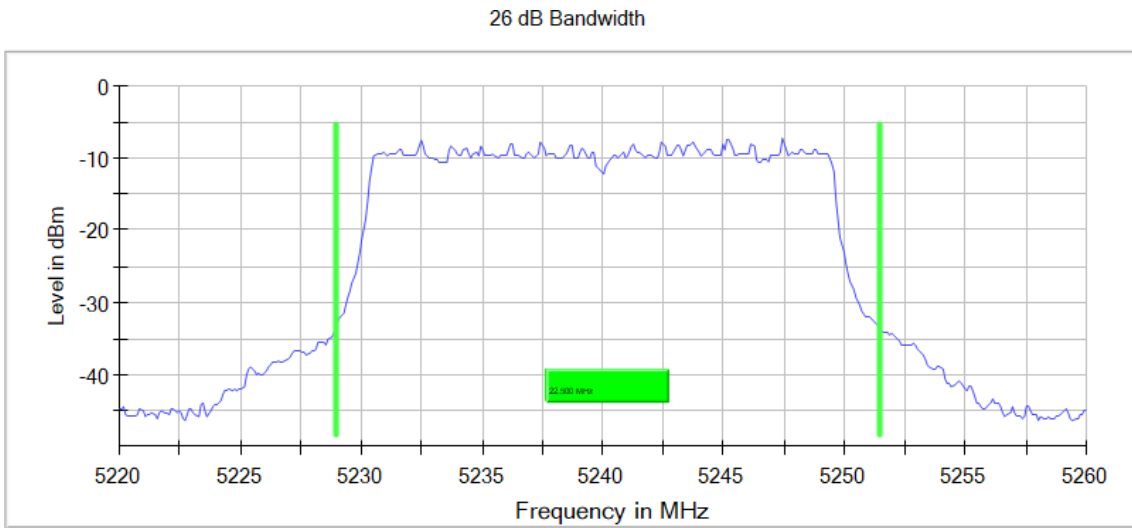
**Active Port = 1+2, Frequency MHz = 5200.00000, Modulation = 802.11ax HE20 (OFDMA MCS0), MIMO Mode = MIMO CCD Mode 2x2, Number of Transmission Chains = 2**

**Images:**



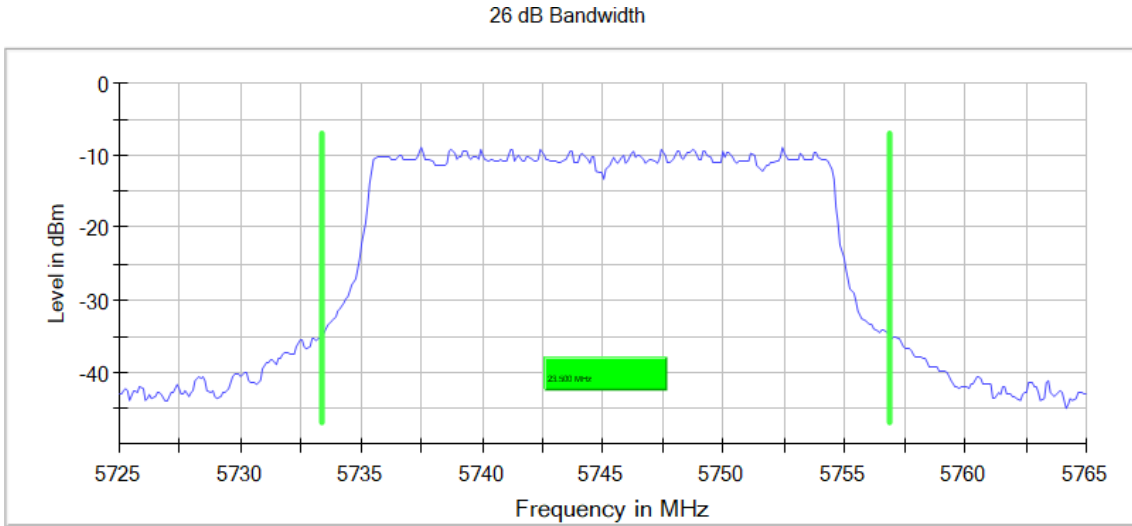
**Active Port = 1+2, Frequency MHz = 5240.00000, Modulation = 802.11ax HE20 (OFDMA MCS0), MIMO Mode = MIMO CCD Mode 2x2, Number of Transmission Chains = 2**

**Images:**



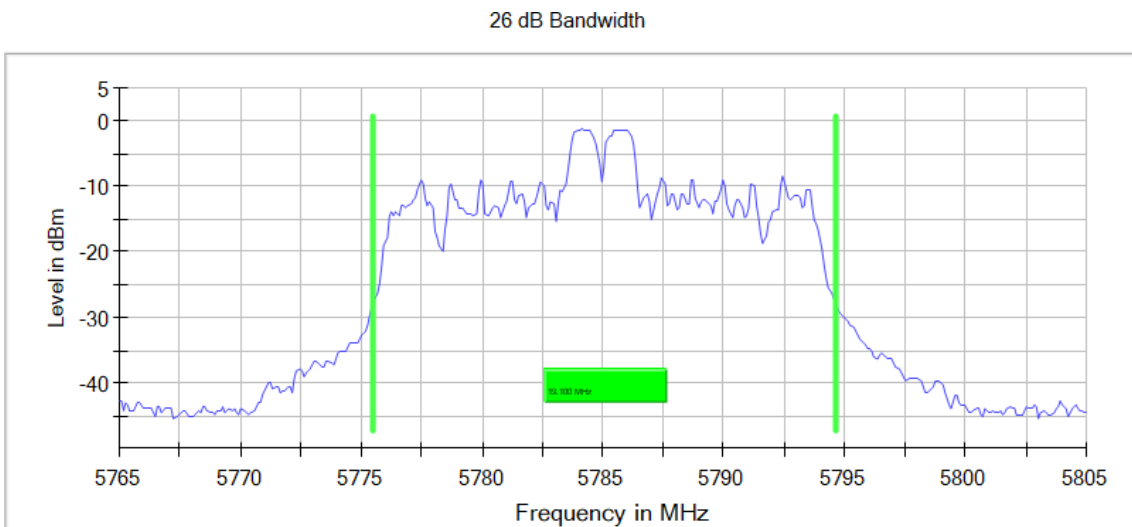
**Active Port = 1+2, Frequency MHz = 5745.00000, Modulation = 802.11ax HE20 (OFDMA MCS0), MIMO Mode = MIMO CCD Mode 2x2, Number of Transmission Chains = 2**

**Images:**



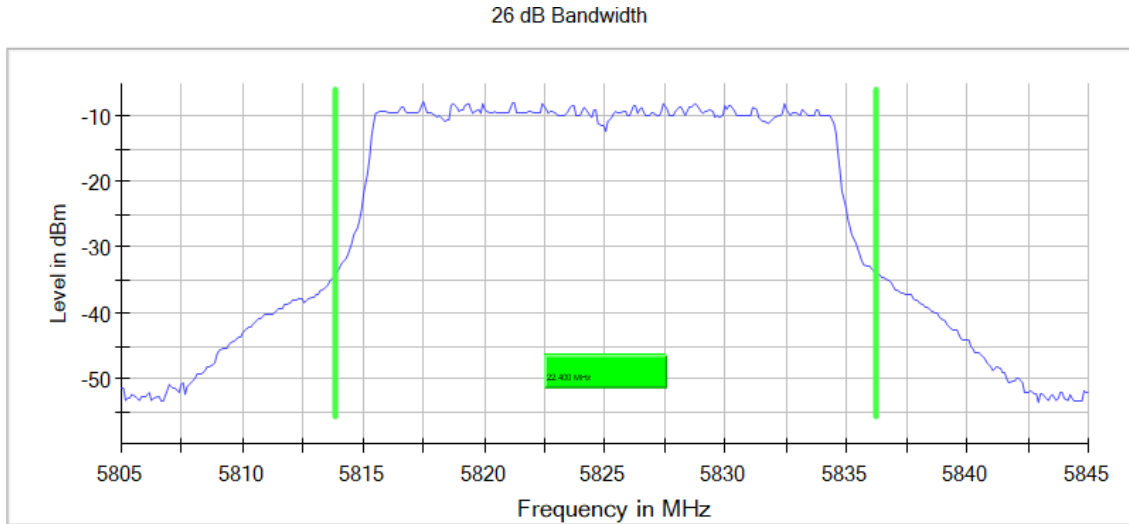
**Active Port = 1+2, Frequency MHz = 5785.00000, Modulation = 802.11ax HE20 (OFDMA MCS0), MIMO Mode = MIMO CCD Mode 2x2, Number of Transmission Chains = 2**

**Images:**



**Active Port = 1+2, Frequency MHz = 5825.00000, Modulation = 802.11ax HE20 (OFDMA MCS0), MIMO Mode = MIMO CCD Mode 2x2, Number of Transmission Chains = 2**

**Images:**



**Tables:**

Spectrum Analyzer Parameters

Setting	Instrument Value	Target Value
Span	40.000 MHz	40.000 MHz
RBW	200.000 kHz	~ 200.000 kHz
VBW	1.000 MHz	>= 600.000 kHz
SweepPoints	400	~ 400
Sweeptime	1.000 ms	AUTO
Reference Level	10.000 dBm	10.000 dBm
Attenuation	20.000 dB	AUTO
Detector	MaxPeak	MaxPeak
SweepCount	200	200
Filter	3 dB	3 dB
Trace Mode	Max Hold	Max Hold
Sweeptype	Sweep	AUTO
Preamp	off	off
Stablemode	Trace	Trace
Stablevalue	0.30 dB	0.30 dB
Run	15 / max. 150	max. 150
Stable	5 / 5	5



MIMO Mode: MIMO CCD Mode 2x2

Modulation: 802.11ax HE20 (OFDMA MCS0)-Partial RU

**Results**

Port	Freq (MHz)	# of Tx Chains	26Ebw (MHz)
1+2	5180.00000	2	20.000
1+2	5200.00000	2	18.900
1+2	5240.00000	2	20.200
1+2	5745.00000	2	20.100
1+2	5785.00000	2	18.900
1+2	5825.00000	2	20.300

**Verdict**

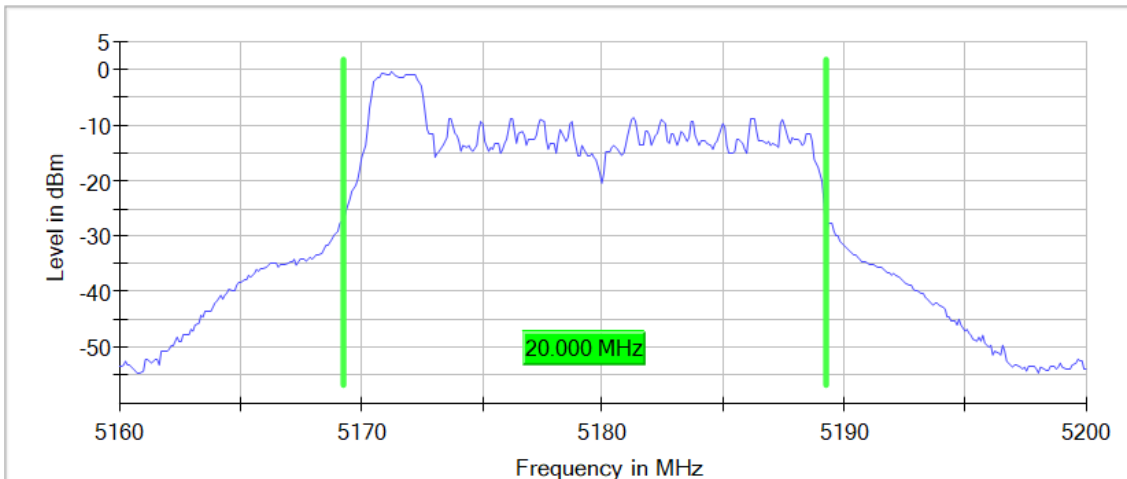
Pass

**Attachments**

**Active Port = 1+2, Frequency MHz = 5180.00000, Modulation = 802.11ax HE20 (OFDMA MCS0), MIMO Mode = MIMO CCD Mode 2x2, Number of Transmission Chains = 2**

Images:

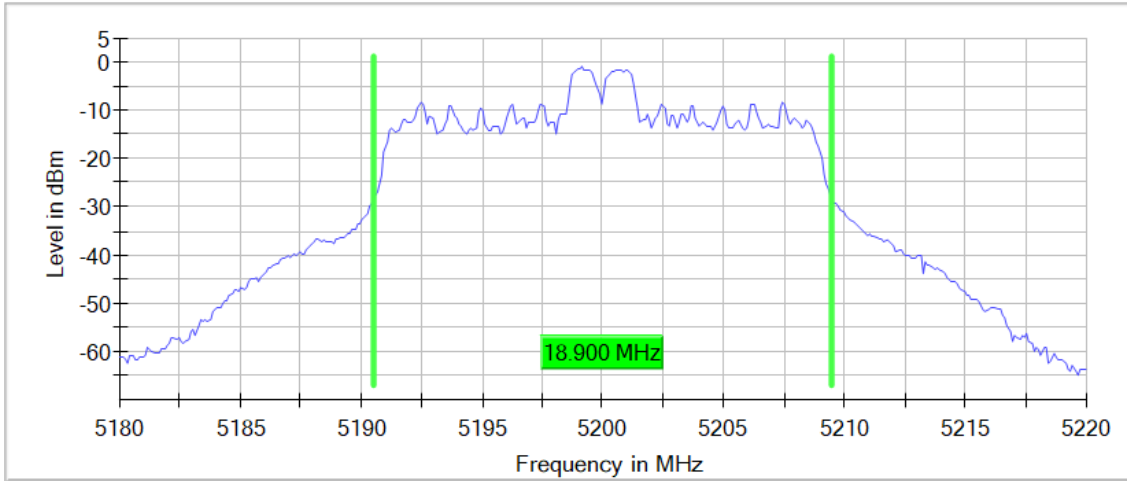
26 dB Bandwidth



**Active Port = 1+2, Frequency MHz = 5200.00000, Modulation = 802.11ax HE20 (OFDMA MCS0), MIMO Mode = MIMO CCD Mode 2x2, Number of Transmission Chains = 2**

**Images:**

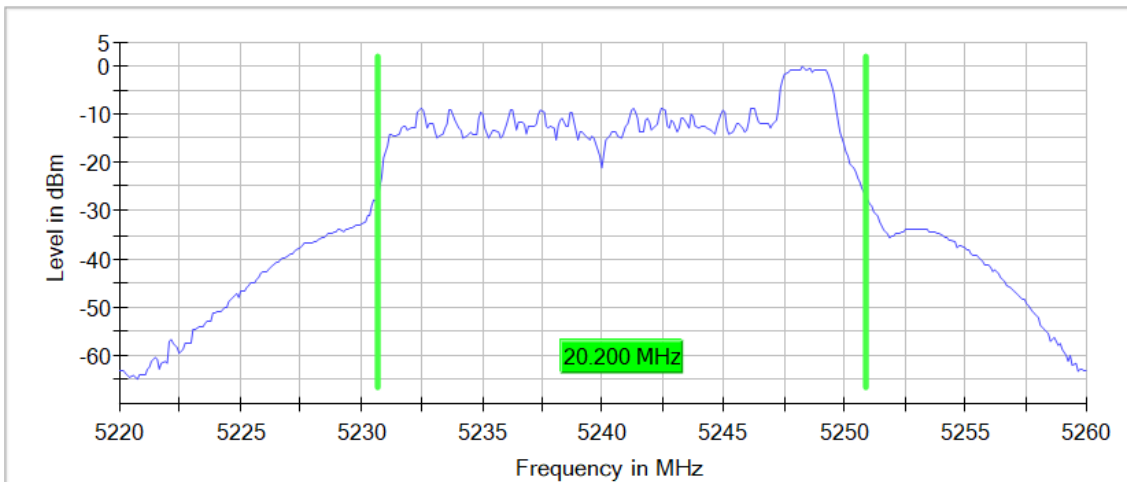
26 dB Bandwidth



**Active Port = 1+2, Frequency MHz = 5240.00000, Modulation = 802.11ax HE20 (OFDMA MCS0), MIMO Mode = MIMO CCD Mode 2x2, Number of Transmission Chains = 2**

**Images:**

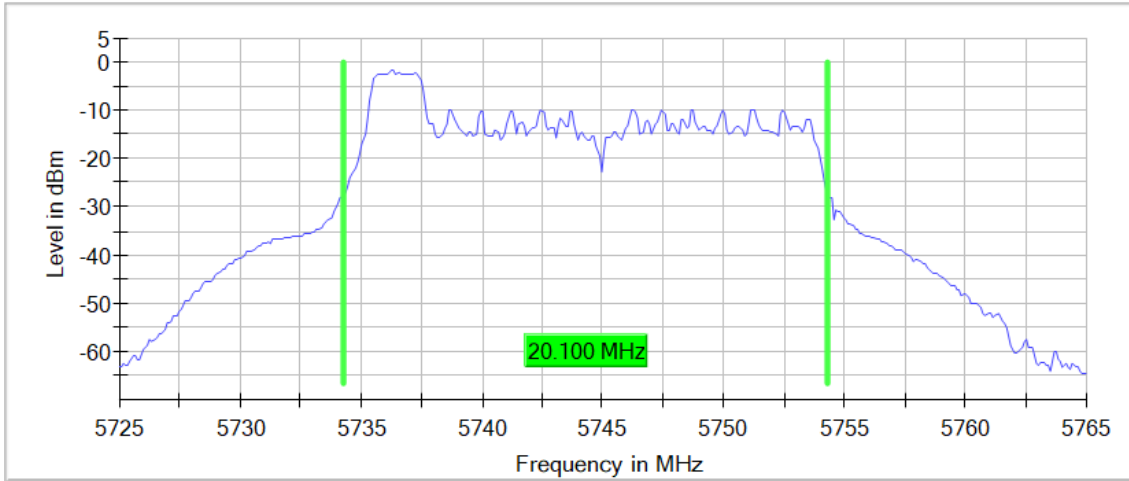
26 dB Bandwidth



**Active Port = 1+2, Frequency MHz = 5745.00000, Modulation = 802.11ax HE20 (OFDMA MCS0), MIMO Mode = MIMO CCD Mode 2x2, Number of Transmission Chains = 2**

**Images:**

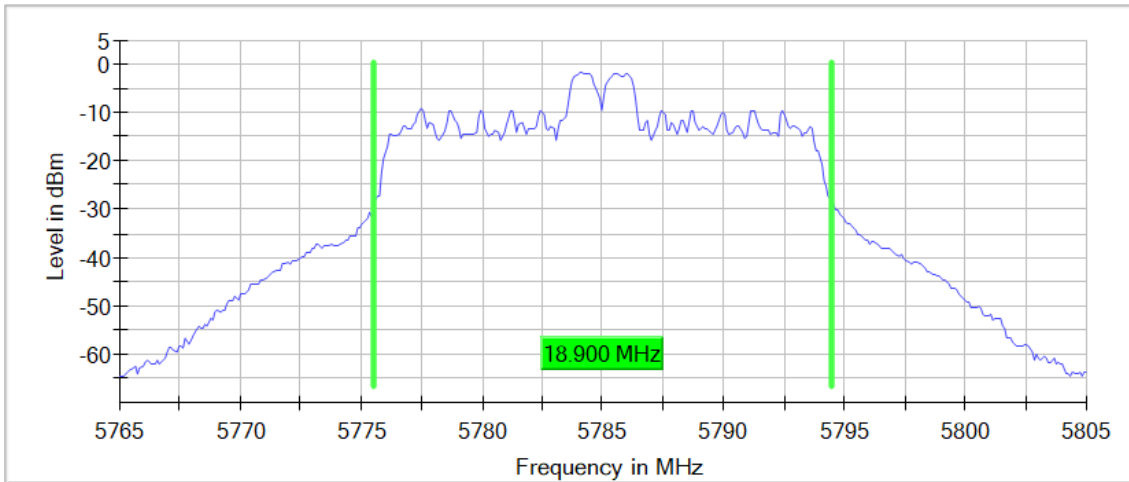
26 dB Bandwidth



**Active Port = 1+2, Frequency MHz = 5785.00000, Modulation = 802.11ax HE20 (OFDMA MCS0), MIMO Mode = MIMO CCD Mode 2x2, Number of Transmission Chains = 2**

**Images:**

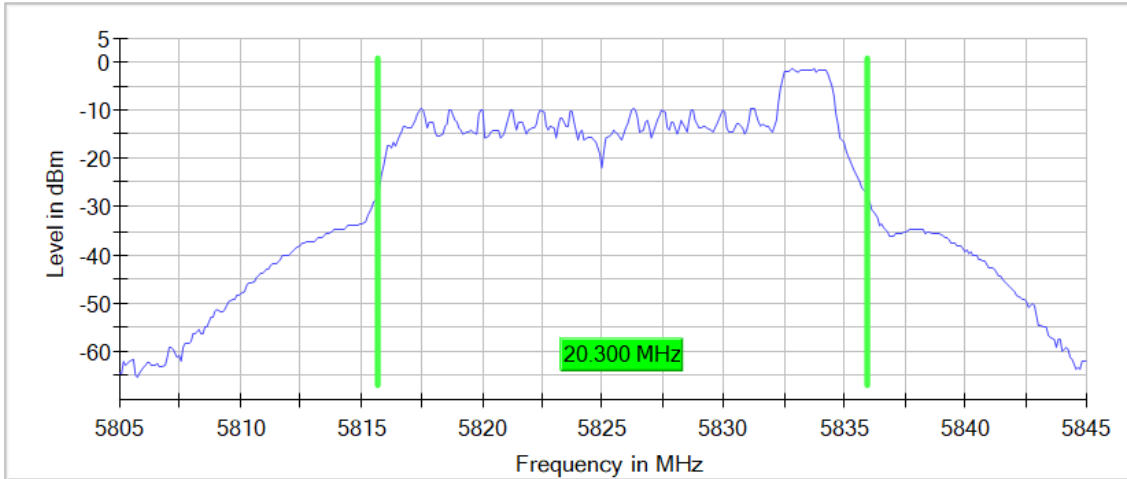
26 dB Bandwidth



**Active Port = 1+2, Frequency MHz = 5825.00000, Modulation = 802.11ax HE20 (OFDMA MCS0), MIMO Mode = MIMO CCD Mode 2x2, Number of Transmission Chains = 2**

**Images:**

26 dB Bandwidth



**Tables:**

Spectrum Analyzer Parameters

Setting	Instrument Value	Target Value
Span	40.000 MHz	40.000 MHz
RBW	200.000 kHz	~ 200.000 kHz
VBW	1.000 MHz	>= 600.000 kHz
SweepPoints	400	~ 400
Sweeptime	1.000 ms	AUTO
Reference Level	10.000 dBm	10.000 dBm
Attenuation	20.000 dB	AUTO
Detector	MaxPeak	MaxPeak
SweepCount	200	200
Filter	3 dB	3 dB
Trace Mode	Max Hold	Max Hold
Sweeptype	Sweep	AUTO
Preamp	off	off
Stablemode	Trace	Trace
Stablevalue	0.30 dB	0.30 dB
Run	15 / max. 150	max. 150
Stable	5 / 5	5
Max Stable Difference	0.02 dB	0.30 dB

MIMO Mode: MIMO CCD Mode 2x2

Modulation: 802.11ax HE40 SS1 (OFDMA MCS0)- Full RU

**Results**

Port	Freq (MHz)	# of Tx Chains	26Ebw (MHz)
1+2	5190.00000	2	80.000
1+2	5230.00000	2	44.878
1+2	5755.00000	2	45.629
1+2	5795.00000	2	46.079

**Verdict**

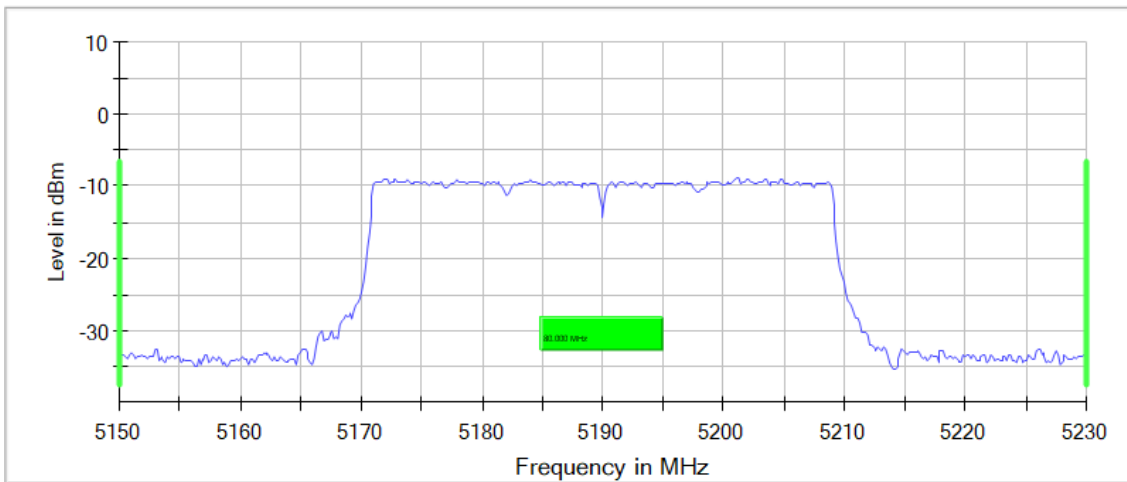
Pass

**Attachments**

Active Port = 1+2, Frequency MHz = 5190.00000, Modulation = 802.11ax HE40 SS1 (OFDMA MCS0), MIMO Mode = MIMO CCD Mode 2x2, Number of Transmission Chains = 2

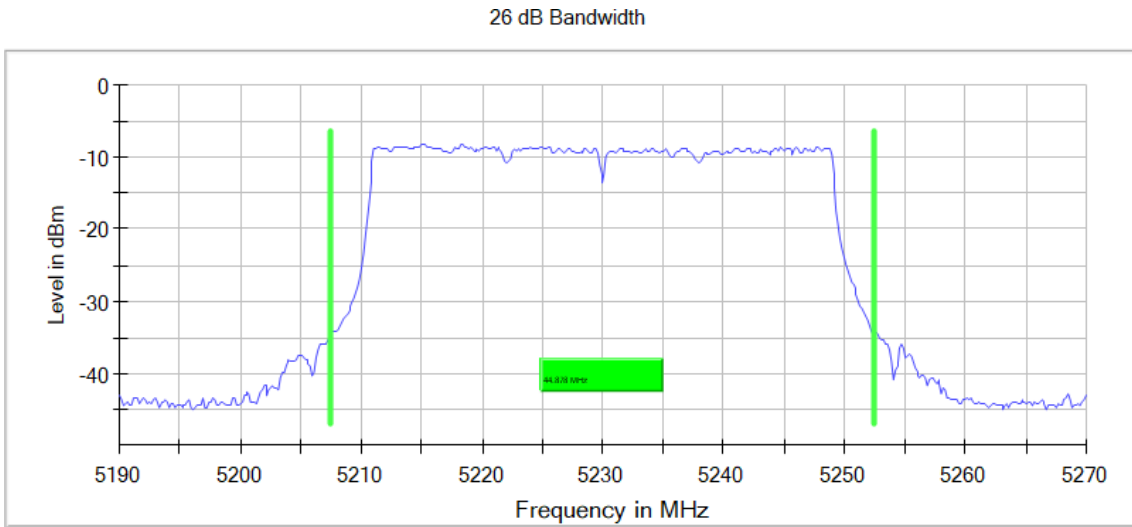
**Images:**

26 dB Bandwidth



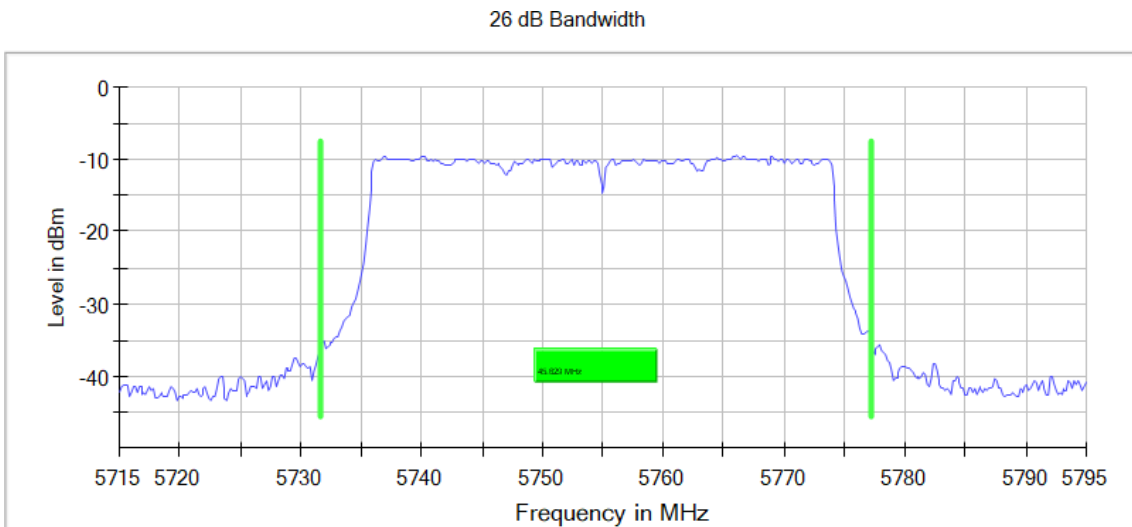
**Active Port = 1+2, Frequency MHz = 5230.00000, Modulation = 802.11ax HE40 SS1 (OFDMA MCS0), MIMO Mode = MIMO CCD Mode 2x2, Number of Transmission Chains = 2**

**Images:**



**Active Port = 1+2, Frequency MHz = 5755.00000, Modulation = 802.11ax HE40 SS1 (OFDMA MCS0), MIMO Mode = MIMO CCD Mode 2x2, Number of Transmission Chains = 2**

**Images:**

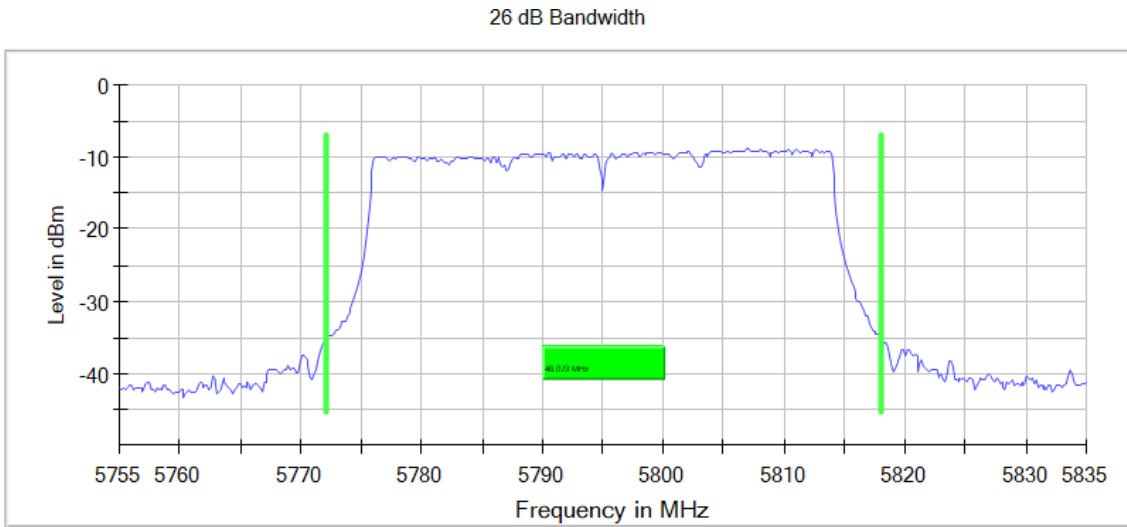


**Tables:**

Max Stable Difference	0.03 dB	0.30 dB
-----------------------	---------	---------

**Active Port = 1+2, Frequency MHz = 5795.00000, Modulation = 802.11ax HE40 SS1 (OFDMA MCS0), MIMO Mode = MIMO CCD Mode 2x2, Number of Transmission Chains = 2**

**Images:**



**Tables:**

Spectrum Analyzer Parameters

Setting	Instrument Value	Target Value
Span	80.000 MHz	80.000 MHz
RBW	300.000 kHz	~ 400.000 kHz
VBW	1.000 MHz	>= 900.000 kHz
SweepPoints	533	~ 533
Sweeptime	31.621 µs	AUTO
Reference Level	10.000 dBm	10.000 dBm
Attenuation	30.000 dB	AUTO
Detector	MaxPeak	MaxPeak
SweepCount	200	200
Filter	3 dB	3 dB
Trace Mode	Max Hold	Max Hold
Sweeptype	FFT	AUTO
Preamp	off	off
Stablemode	Trace	Trace
Stablevalue	0.30 dB	0.30 dB
Run	84 / max. 150	max. 150
Stable	5 / 5	5
Max Stable Difference	0.03 dB	0.30 dB

MIMO Mode: MIMO CCD Mode 2x2

Modulation: 802.11ax HE40 SS1 (OFDMA MCS0)- Partial RU

**Results**

Port	Freq (MHz)	# of Tx Chains	26Ebw (MHz)
1+2	5190.00000	2	38.274
1+2	5230.00000	2	39.925
1+2	5755.00000	2	40.375
1+2	5795.00000	2	40.075

**Verdict**

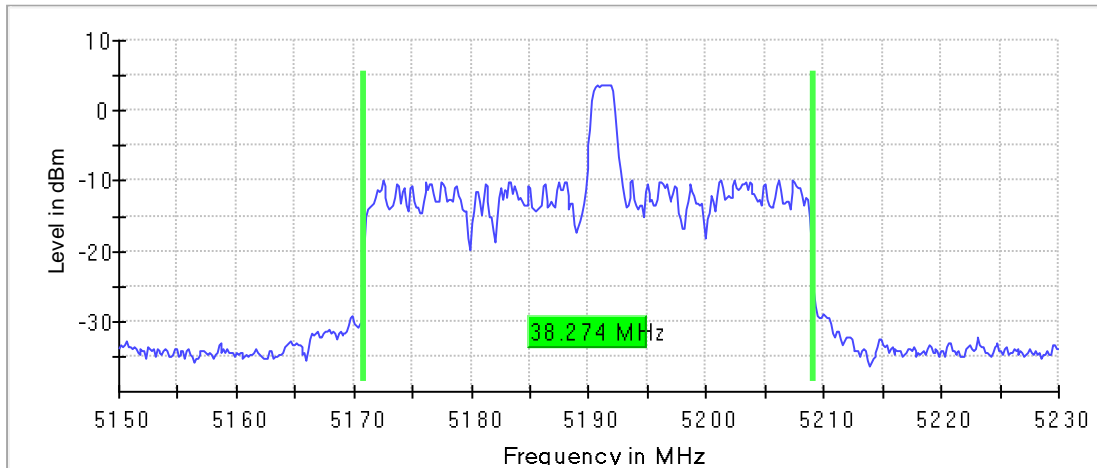
Pass

**Attachments**

Active Port = 1+2, Frequency MHz = 5190.00000, Modulation = 802.11ax HE40 SS1 (OFDMA MCS0), MIMO Mode = MIMO CCD Mode 2x2, Number of Transmission Chains = 2

**Images:**

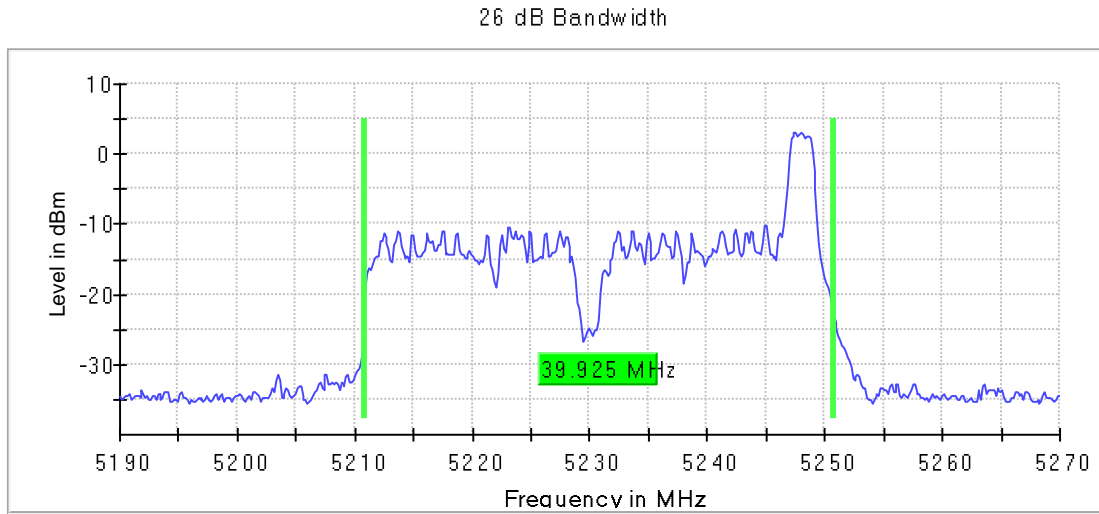
26 dB Bandwidth





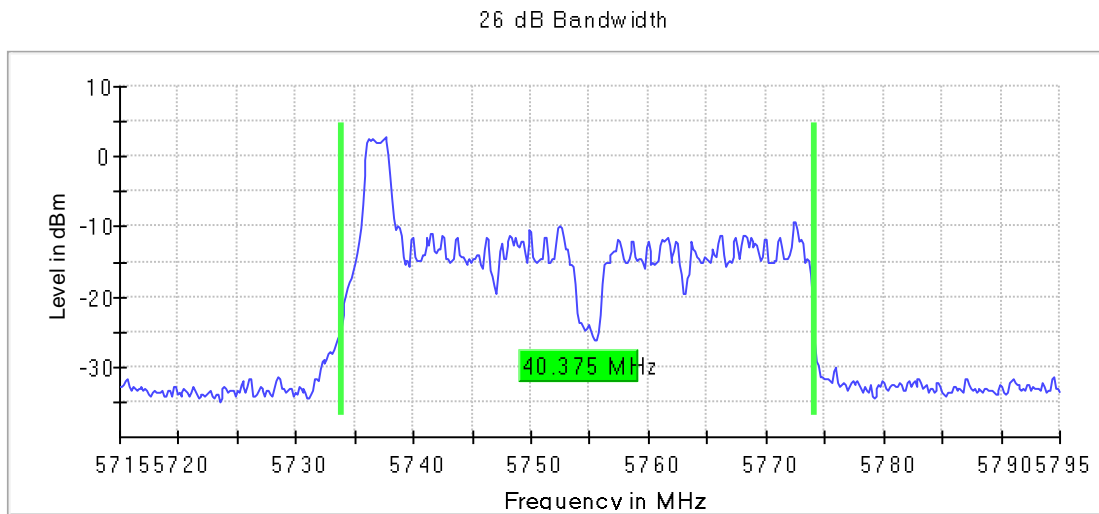
**Active Port = 1+2, Frequency MHz = 5230.00000, Modulation = 802.11ax HE40 SS1 (OFDMA MCS0), MIMO Mode = MIMO CCD Mode 2x2, Number of Transmission Chains = 2**

**Images:**



**Active Port = 1+2, Frequency MHz = 5755.00000, Modulation = 802.11ax HE40 SS1 (OFDMA MCS0), MIMO Mode = MIMO CCD Mode 2x2, Number of Transmission Chains = 2**

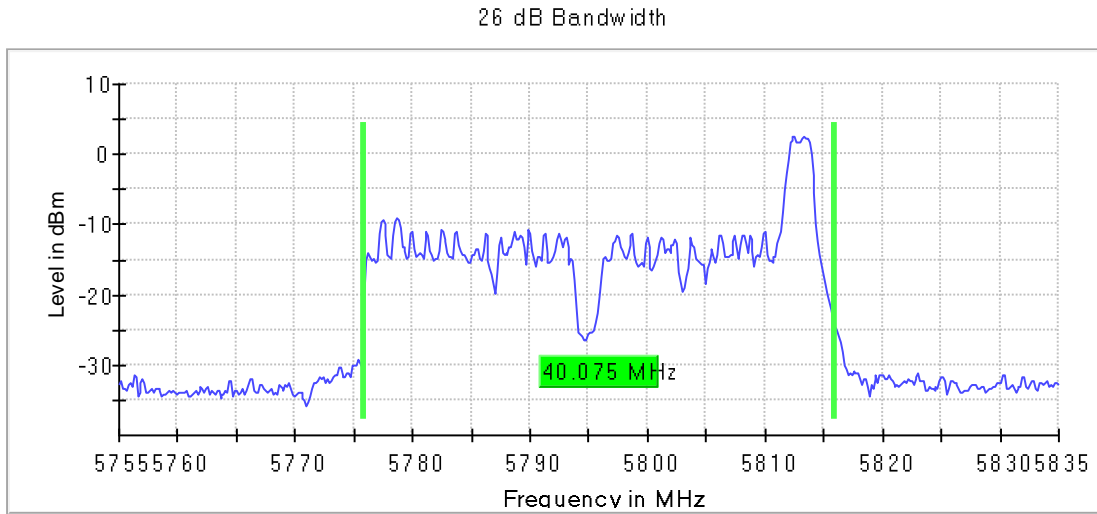
**Images:**



**T**

**Active Port = 1+2, Frequency MHz = 5795.00000, Modulation = 802.11ax HE40 SS1 (OFDMA MCS0), MIMO Mode = MIMO CCD Mode 2x2, Number of Transmission Chains = 2**

**Images:**



**Tables:**

Spectrum Analyzer Parameters

Setting	Instrument Value	Target Value
Span	80.000 MHz	80.000 MHz
RBW	300.000 kHz	~ 400.000 kHz
VBW	1.000 MHz	>= 900.000 kHz
SweepPoints	533	~ 533
Sweeptime	31.621 $\mu$ s	AUTO
Reference Level	10.000 dBm	10.000 dBm
Attenuation	30.000 dB	AUTO
Detector	MaxPeak	MaxPeak
SweepCount	200	200
Filter	3 dB	3 dB
Trace Mode	Max Hold	Max Hold
Sweeptype	FFT	AUTO
Preamp	off	off
Stablemode	Trace	Trace
Stablevalue	0.30 dB	0.30 dB
Run	84 / max. 150	max. 150
Stable	5 / 5	5
Max Stable Difference	0.03 dB	0.30 dB

MIMO Mode: MIMO CCD Mode 2x2

Modulation: 802.11ax HE80 SS1 (OFDM MCS0)- Full RU

**Results**

Port	Freq (MHz)	# of Tx Chains	26Ebw (MHz)
1+2	5210.00000	2	160.000
1+2	5775.00000	2	88.500

**Verdict**

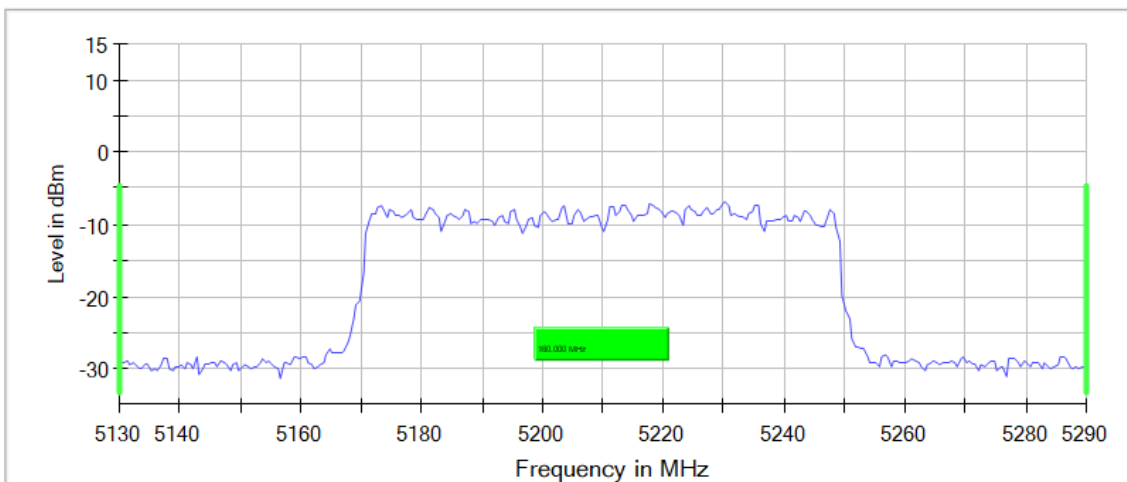
Pass

**Attachments**

Active Port = 1+2, Frequency MHz = 5210.00000, Modulation = 802.11ax HE80 SS1 (OFDM MCS0), MIMO Mode = MIMO CCD Mode 2x2, Number of Transmission Chains = 2

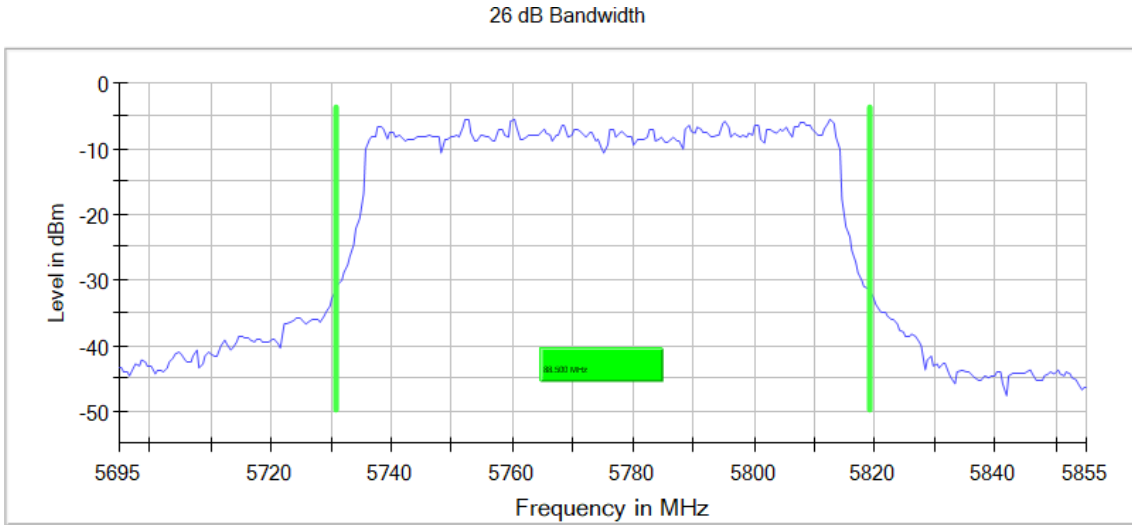
Images:

26 dB Bandwidth



**Active Port = 1+2, Frequency MHz = 5775.00000, Modulation = 802.11ax HE80 SS1 (OFDM MCS0), MIMO Mode = MIMO CCD Mode 2x2, Number of Transmission Chains = 2**

**Images:**



**Tables:**

**Spectrum Analyzer Parameters**

Setting	Instrument Value	Target Value
Span	160.000 MHz	160.000 MHz
RBW	1.000 MHz	~ 800.000 kHz
VBW	3.000 MHz	>= 3.000 MHz
SweepPoints	320	~ 320
Sweeptime	22.875 µs	AUTO
Reference Level	10.000 dBm	10.000 dBm
Attenuation	30.000 dB	AUTO
Detector	MaxPeak	MaxPeak
SweepCount	200	200
Filter	3 dB	3 dB
Trace Mode	Max Hold	Max Hold
Sweeptype	FFT	AUTO
Preamp	off	off
Stablemode	Trace	Trace
Stablevalue	0.30 dB	0.30 dB
Run	74 / max. 150	max. 150
Stable	5 / 5	5
Max Stable Difference	0.00 dB	0.30 dB

MIMO Mode: MIMO CCD Mode 2x2

Modulation: 802.11ax HE80 SS1 (OFDMA MCS0)- Partial RU

**Results**

Port	Freq (MHz)	# of Tx Chains	26Ebw (MHz)
1+2	5210.00000	2	83.000
1+2	5775.00000	2	83.000

**Verdict**

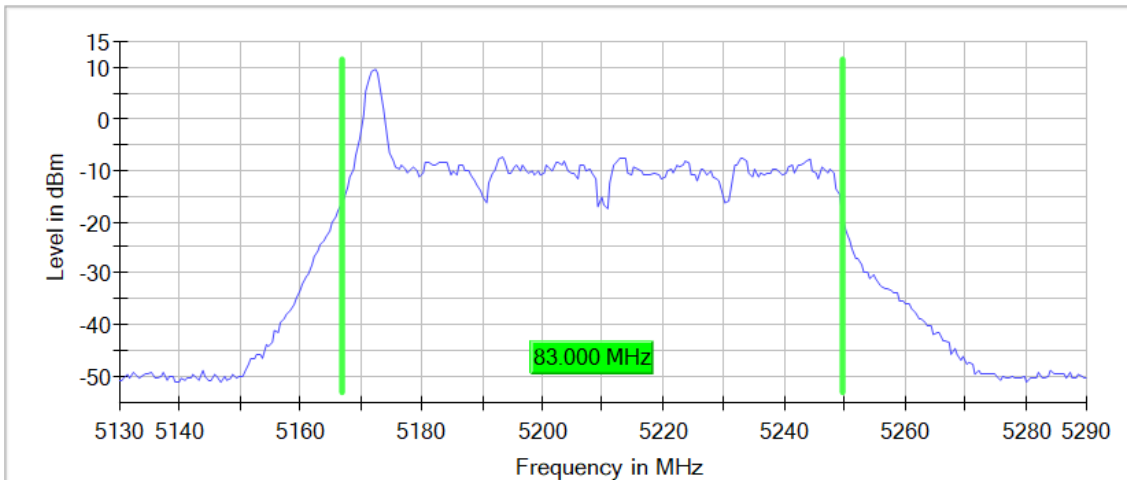
Pass

**Attachments**

Active Port = 1+2, Frequency MHz = 5210.00000, Modulation = 802.11ax HE80 SS1 (OFDMA MCS0), MIMO Mode = MIMO CCD Mode 2x2, Number of Transmission Chains = 2

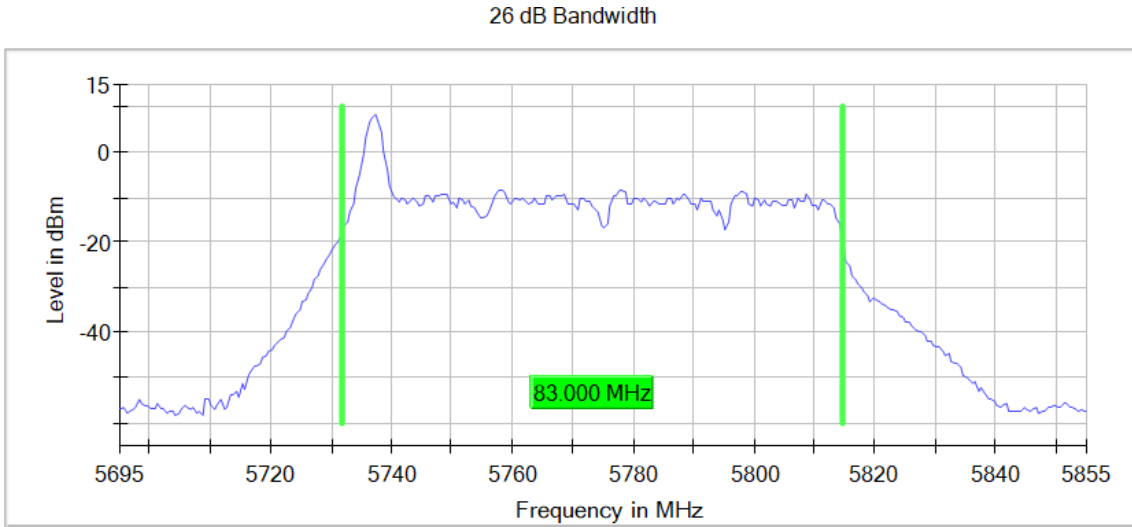
**Images:**

26 dB Bandwidth



**Active Port = 1+2, Frequency MHz = 5775.00000, Modulation = 802.11ax HE80 SS1 (OFDMA MCS0), MIMO Mode = MIMO CCD Mode 2x2, Number of Transmission Chains = 2**

**Images:**



**Tables:**

Spectrum Analyzer Parameters

Setting	Instrument Value	Target Value
Span	160.000 MHz	160.000 MHz
RBW	1.000 MHz	~ 800.000 kHz
VBW	3.000 MHz	>= 3.000 MHz
SweepPoints	320	~ 320
Sweeptime	1.000 ms	AUTO
Reference Level	10.000 dBm	10.000 dBm
Attenuation	20.000 dB	AUTO
Detector	MaxPeak	MaxPeak
SweepCount	200	200
Filter	3 dB	3 dB
Trace Mode	Max Hold	Max Hold
Sweeptype	Sweep	AUTO
Preamp	off	off
Stablemode	Trace	Trace
Stablevalue	0.30 dB	0.30 dB
Run	15 / max. 150	max. 150
Stable	5 / 5	5
Max Stable Difference	0.00 dB	0.30 dB

## FCC 15.407 (b) / RSS-247 6.2 Band-edge Conducted Emissions

### Limits

For transmitters operating in the 5.15–5.25 GHz band: all emissions outside of the 5.15–5.35 GHz band shall not exceed an EIRP of –27 dBm/MHz (68.20 dBμV/m at 3 m distance).

For transmitters operating in the 5.725 – 5.850 GHz band: All emissions shall be limited to a level of –27 dBm/MHz at 75 MHz or more above or below the band edge increasing linearly to 10 dBm/MHz at 25 MHz above or below the band edge, and from 25 MHz above or below the band edge increasing linearly to a level of 15.6 dBm/MHz at 5 MHz above or below the band edge, and from 5 MHz above or below the band edge increasing linearly to a level of 27 dBm/MHz at the band Edge

### Note:

- 1- The following test results are shown based on KDB 662911 D01 Multiple Transmitter Output v02r01 E) 3) a) (ii) Measure and sum spectral maxima across the outputs as described in section E)2)b).
- 2- For 2Tx CDD MIMO modes, in accordance with KDB 662911 D01 v02r01 Section F)2)f)i), directional gain was calculated as follows:

- For Out of Band measurements:

$$\text{Directional gain}_{\text{PSD}} = G_{\text{ANT}} + 10 \log(N_{\text{ANT}}/N_{\text{SS}}) \text{ dBi}$$

$$N_{\text{SS}} = 1 \text{ (worst case)}, N_{\text{ANT}} = 2, G_{\text{ANT}} = +5 \text{ dBi}$$

$$\text{Directional gain}_{\text{PSD}} = 2 + 10 \log(2/1) = 2 + 10 \log(2) = 5 + 3.01 = + 8.01 \text{ dBi}$$

$$\text{PSD Antenna Gain MIMO Chain 0 \& 1: + 8.01 dBi}$$

For MIMO CDD operation modes, the limit should be reduced by the amount in dB the antenna gain exceeds 6 dBi. In this case the values in the tables below include the 2.01 dB. due to the antenna gain calculations is 8.01 dBi.

MIMO Mode: MIMO CCD Mode 2x2  
Modulation: 802.11a (OFDM 6 Mbit/s)

### Results

DUT Frequency: 5180 MHz

Frequency(MHz)	Level(dBm)	Margin(dB)	Limit(dBm)	Result
5145.750000	-50.7	23.7	-27.0	PASS
5148.250000	-50.8	23.8	-27.0	PASS
5149.750000	-50.9	23.9	-27.0	PASS
5128.750000	-51.0	24.0	-27.0	PASS
4994.250000	-51.1	24.1	-27.0	PASS
4986.250000	-51.2	24.2	-27.0	PASS
4995.750000	-51.2	24.2	-27.0	PASS
4980.750000	-51.3	24.3	-27.0	PASS
5020.250000	-51.3	24.3	-27.0	PASS
5145.250000	-51.3	24.3	-27.0	PASS
5029.750000	-51.3	24.3	-27.0	PASS
5034.250000	-51.4	24.4	-27.0	PASS
5139.250000	-51.4	24.4	-27.0	PASS
5133.250000	-51.4	24.4	-27.0	PASS
4985.750000	-51.4	24.4	-27.0	PASS



DUT Frequency: 5240 MHz

Frequency(MHz)	Level(dBm)	Margin(dB)	Limit(dBm)	Result
5400.250000	-53.7	26.7	-27.0	PASS
5400.750000	-54.0	27.0	-27.0	PASS
5431.250000	-54.4	27.4	-27.0	PASS
5432.250000	-54.4	27.4	-27.0	PASS
5440.250000	-54.5	27.5	-27.0	PASS
5425.250000	-54.5	27.5	-27.0	PASS
5430.750000	-54.6	27.6	-27.0	PASS
5406.750000	-54.7	27.7	-27.0	PASS
5433.750000	-54.7	27.7	-27.0	PASS
5431.750000	-54.8	27.8	-27.0	PASS
5406.250000	-54.8	27.8	-27.0	PASS
5381.250000	-54.8	27.8	-27.0	PASS
5446.250000	-54.8	27.8	-27.0	PASS
5423.750000	-54.9	27.9	-27.0	PASS
5439.750000	-54.9	27.9	-27.0	PASS

DUT Frequency: 5745 MHz

Frequency(MHz)	Level(dBm)	Margin(dB)	Limit(dBm)	Result
5145.750000	-50.7	23.7	-27.0	PASS
5148.250000	-50.8	23.8	-27.0	PASS
5149.750000	-50.9	23.9	-27.0	PASS
5128.750000	-51.0	24.0	-27.0	PASS
4994.250000	-51.1	24.1	-27.0	PASS
4986.250000	-51.2	24.2	-27.0	PASS
4995.750000	-51.2	24.2	-27.0	PASS
4980.750000	-51.3	24.3	-27.0	PASS
5020.250000	-51.3	24.3	-27.0	PASS
5145.250000	-51.3	24.3	-27.0	PASS
5029.750000	-51.3	24.3	-27.0	PASS
5034.250000	-51.4	24.4	-27.0	PASS
5139.250000	-51.4	24.4	-27.0	PASS
5133.250000	-51.4	24.4	-27.0	PASS
4985.750000	-51.4	24.4	-27.0	PASS

DUT Frequency: 5825 MHz

Frequency(MHz)	Level(dBm)	Margin(dB)	Limit(dBm)	Result
5400.250000	-53.7	26.7	-27.0	PASS
5400.750000	-54.0	27.0	-27.0	PASS
5431.250000	-54.4	27.4	-27.0	PASS
5432.250000	-54.4	27.4	-27.0	PASS
5440.250000	-54.5	27.5	-27.0	PASS
5425.250000	-54.5	27.5	-27.0	PASS
5430.750000	-54.6	27.6	-27.0	PASS
5406.750000	-54.7	27.7	-27.0	PASS
5433.750000	-54.7	27.7	-27.0	PASS
5431.750000	-54.8	27.8	-27.0	PASS
5406.250000	-54.8	27.8	-27.0	PASS
5381.250000	-54.8	27.8	-27.0	PASS
5446.250000	-54.8	27.8	-27.0	PASS
5423.750000	-54.9	27.9	-27.0	PASS
5439.750000	-54.9	27.9	-27.0	PASS

**Verdict**

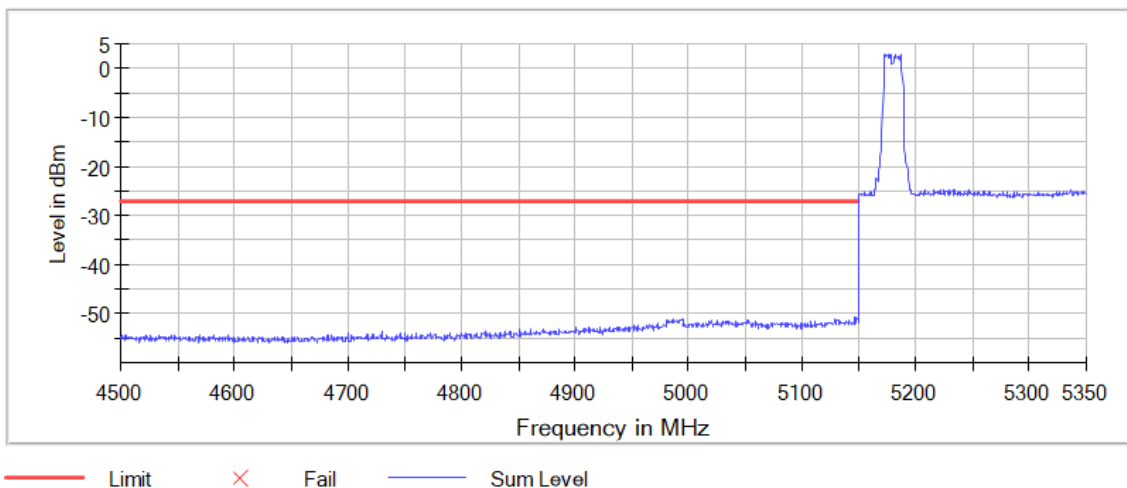
Pass

**Attachments**

Active Port = 1+2, Frequency MHz = 5180.00000, Modulation = 802.11a (OFDM 6 Mbit/s), MIMO Mode = MIMO CCD Mode 2x2, Measurement Point = 1

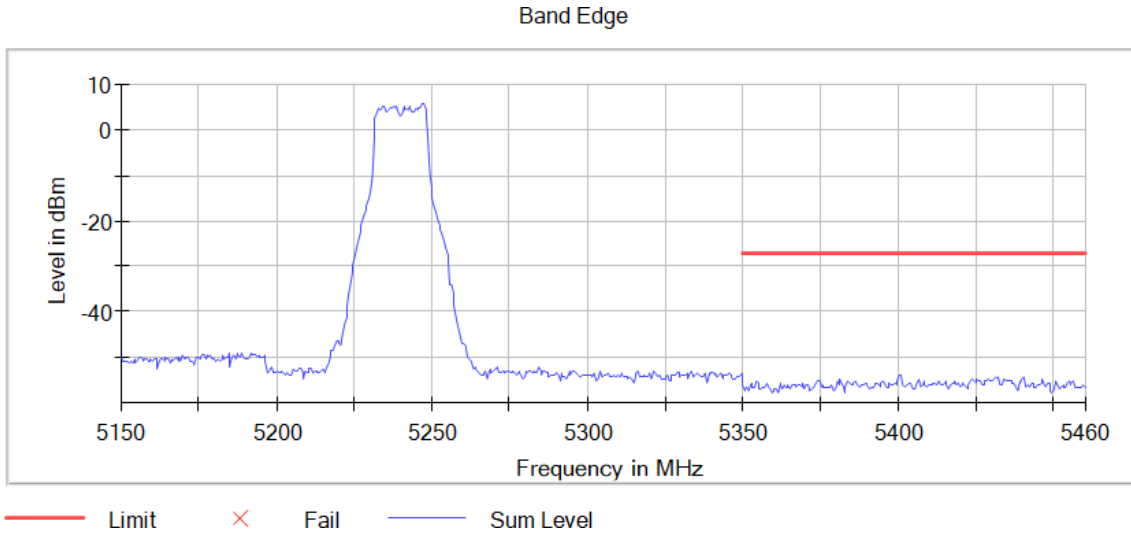
**Images:**

Band Edge



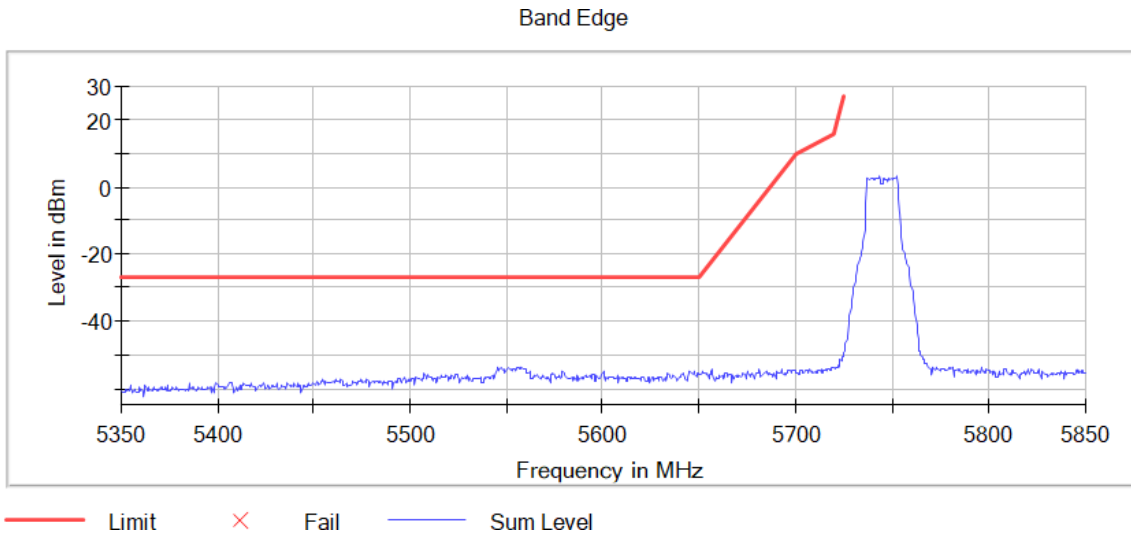
Active Port = 1+2, Frequency MHz = 5240.00000, Modulation = 802.11a (OFDM 6 Mbit/s), MIMO Mode = MIMO CCD Mode 2x2, Measurement Point = 1

Images:



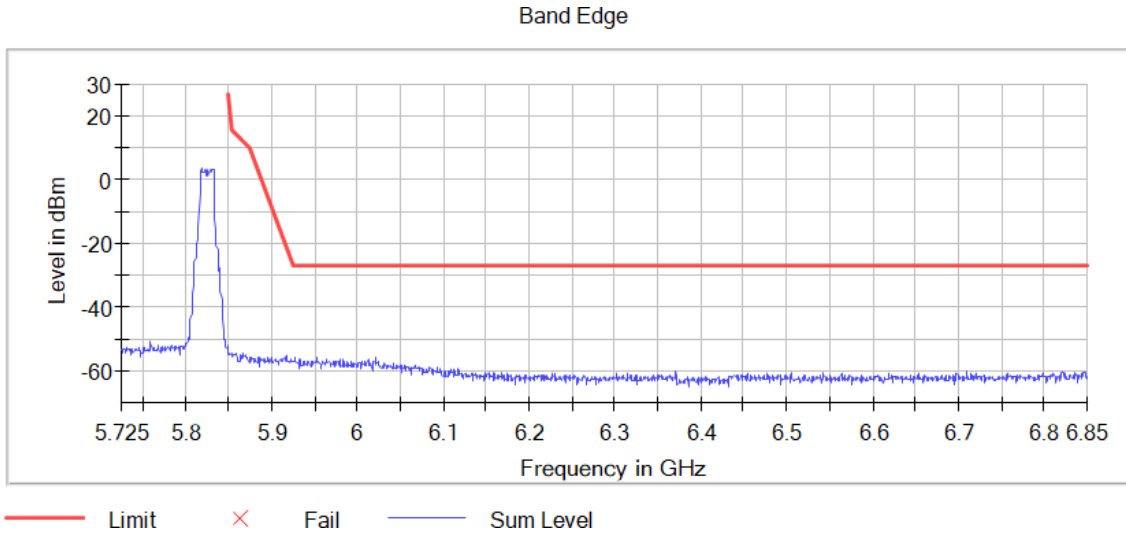
Active Port = 1+2, Frequency MHz = 5745.00000, Modulation = 802.11a (OFDM 6 Mbit/s), MIMO Mode = MIMO CCD Mode 2x2, Measurement Point = 1

Images:



Active Port = 1+2, Frequency MHz = 5825.00000, Modulation = 802.11a (OFDM 6 Mbit/s), MIMO Mode = MIMO CCD Mode 2x2, Measurement Point = 1

Images:



**Table:**  
 Spectrum Analyzer Parameters

Setting	Instrument Value	Target Value
Span	Please see the plots	
RBW	1.000 MHz	<= 1.000 MHz
VBW	3.000 MHz	>= 3.000 MHz
SweepPoints	~ 2000	~ 2000
Sweeptime	130.000 ms	AUTO
Reference Level	-20.000 dBm	-20.000 dBm
Attenuation	0.000 dB	AUTO
Detector	MaxPeak	MaxPeak
SweepCount	100	100
Filter	Channel	Channel
Trace Mode	Max Hold	Max Hold
Sweeptype	Sweep	AUTO
Preamp	off	off
Stablemode	Trace	Trace
Stablevalue	0.50 dB	0.50 dB
Run	4 / max. 150	max. 150
Stable	3 / 3	3
Max Stable Difference	0.00 dB	0.50 dB

MIMO Mode: MIMO CCD Mode 2x2

Modulation: 802.11n HT20 (OFDM MCS0 6.5 Mbit/s)

### Results

DUT Frequency: 5180 MHz

Frequency(MHz)	Level(dBm)	Margin(dB)	Limit(dBm)	Result
4980.250000	-50.8	23.8	-27.0	PASS
5044.750000	-50.8	23.8	-27.0	PASS
5139.750000	-50.9	23.9	-27.0	PASS
5047.750000	-51.0	24.0	-27.0	PASS
5034.250000	-51.0	24.0	-27.0	PASS
4990.750000	-51.0	24.0	-27.0	PASS
5043.250000	-51.1	24.1	-27.0	PASS
4990.250000	-51.1	24.1	-27.0	PASS
5023.250000	-51.1	24.1	-27.0	PASS
4985.750000	-51.2	24.2	-27.0	PASS
4991.750000	-51.2	24.2	-27.0	PASS
5145.750000	-51.2	24.2	-27.0	PASS
5147.750000	-51.2	24.2	-27.0	PASS
5092.750000	-51.3	24.3	-27.0	PASS
5141.750000	-51.3	24.3	-27.0	PASS

DUT Frequency: 5240 MHz

Frequency(MHz)	Level(dBm)	Margin(dB)	Limit(dBm)	Result
5425.250000	-55.3	28.3	-27.0	PASS
5432.750000	-55.5	28.5	-27.0	PASS
5413.750000	-55.5	28.5	-27.0	PASS
5403.750000	-55.6	28.6	-27.0	PASS
5355.250000	-55.6	28.6	-27.0	PASS
5384.750000	-55.6	28.6	-27.0	PASS
5434.250000	-55.7	28.7	-27.0	PASS
5443.250000	-55.7	28.7	-27.0	PASS
5390.250000	-55.7	28.7	-27.0	PASS
5390.750000	-55.7	28.7	-27.0	PASS
5439.250000	-55.7	28.7	-27.0	PASS
5392.250000	-55.7	28.7	-27.0	PASS
5409.250000	-55.8	28.8	-27.0	PASS
5388.750000	-55.8	28.8	-27.0	PASS
5423.750000	-55.8	28.8	-27.0	PASS

DUT Frequency: 5745 MHz

Frequency(MHz)	Level(dBm)	Margin(dB)	Limit(dBm)	Result
4980.250000	-50.8	23.8	-27.0	PASS
5044.750000	-50.8	23.8	-27.0	PASS
5139.750000	-50.9	23.9	-27.0	PASS
5047.750000	-51.0	24.0	-27.0	PASS
5034.250000	-51.0	24.0	-27.0	PASS
4990.750000	-51.0	24.0	-27.0	PASS
5043.250000	-51.1	24.1	-27.0	PASS
4990.250000	-51.1	24.1	-27.0	PASS
5023.250000	-51.1	24.1	-27.0	PASS
4985.750000	-51.2	24.2	-27.0	PASS
4991.750000	-51.2	24.2	-27.0	PASS
5145.750000	-51.2	24.2	-27.0	PASS
5147.750000	-51.2	24.2	-27.0	PASS
5092.750000	-51.3	24.3	-27.0	PASS
5141.750000	-51.3	24.3	-27.0	PASS

DUT Frequency: 5825 MHz

Frequency(MHz)	Level(dBm)	Margin(dB)	Limit(dBm)	Result
5425.250000	-55.3	28.3	-27.0	PASS
5432.750000	-55.5	28.5	-27.0	PASS
5413.750000	-55.5	28.5	-27.0	PASS
5403.750000	-55.6	28.6	-27.0	PASS
5355.250000	-55.6	28.6	-27.0	PASS
5384.750000	-55.6	28.6	-27.0	PASS
5434.250000	-55.7	28.7	-27.0	PASS
5443.250000	-55.7	28.7	-27.0	PASS
5390.250000	-55.7	28.7	-27.0	PASS
5390.750000	-55.7	28.7	-27.0	PASS
5439.250000	-55.7	28.7	-27.0	PASS
5392.250000	-55.7	28.7	-27.0	PASS
5409.250000	-55.8	28.8	-27.0	PASS
5388.750000	-55.8	28.8	-27.0	PASS
5423.750000	-55.8	28.8	-27.0	PASS

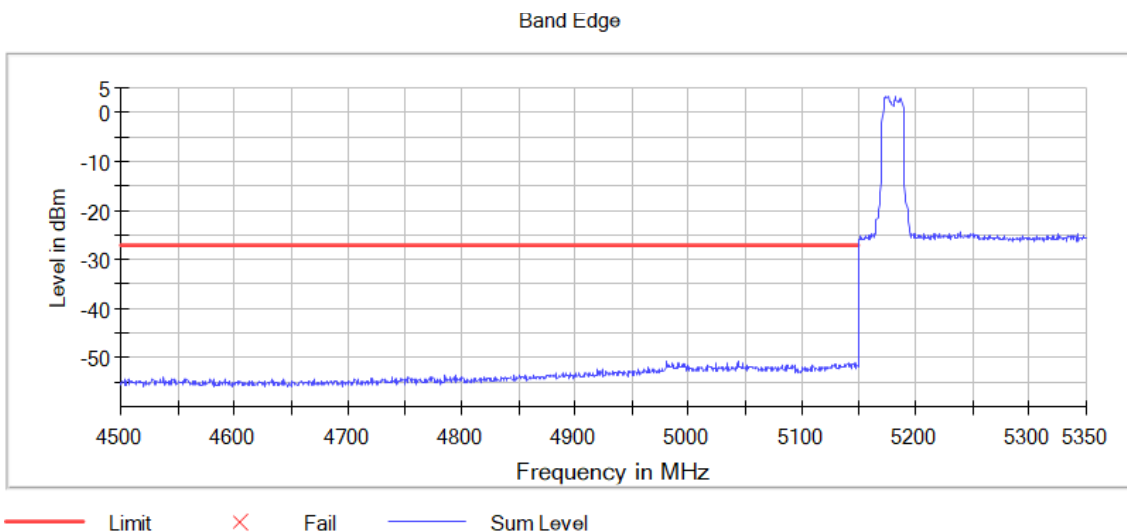
**Verdict**

Pass

**Attachments**

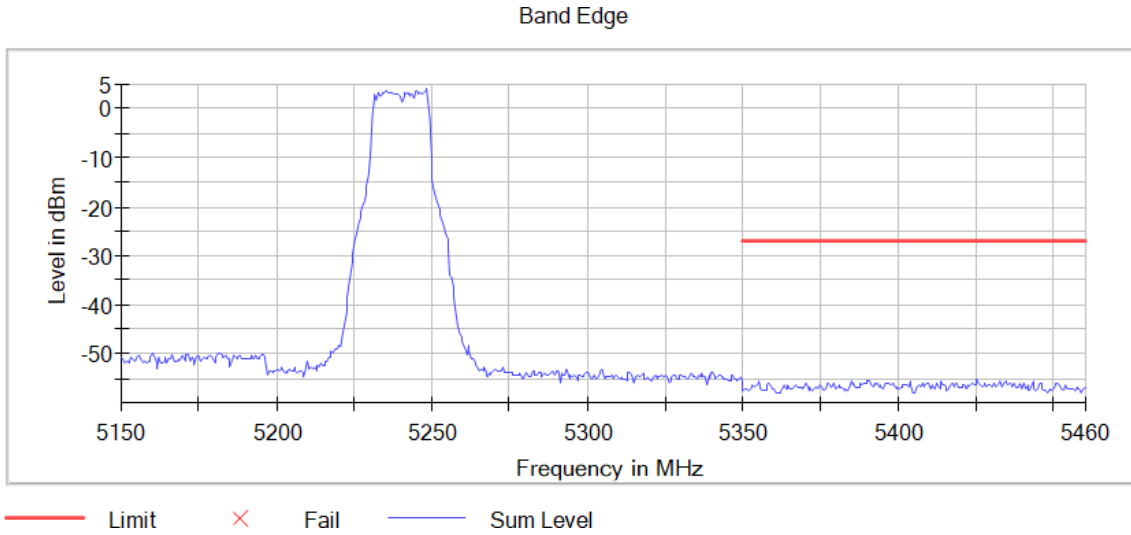
Active Port = 1+2, Frequency MHz = 5180.00000, Modulation = 802.11n HT20 (OFDM MCS0 6.5 Mbit/s), MIMO Mode = MIMO CCD Mode 2x2, Measurement Point = 1

**Images:**



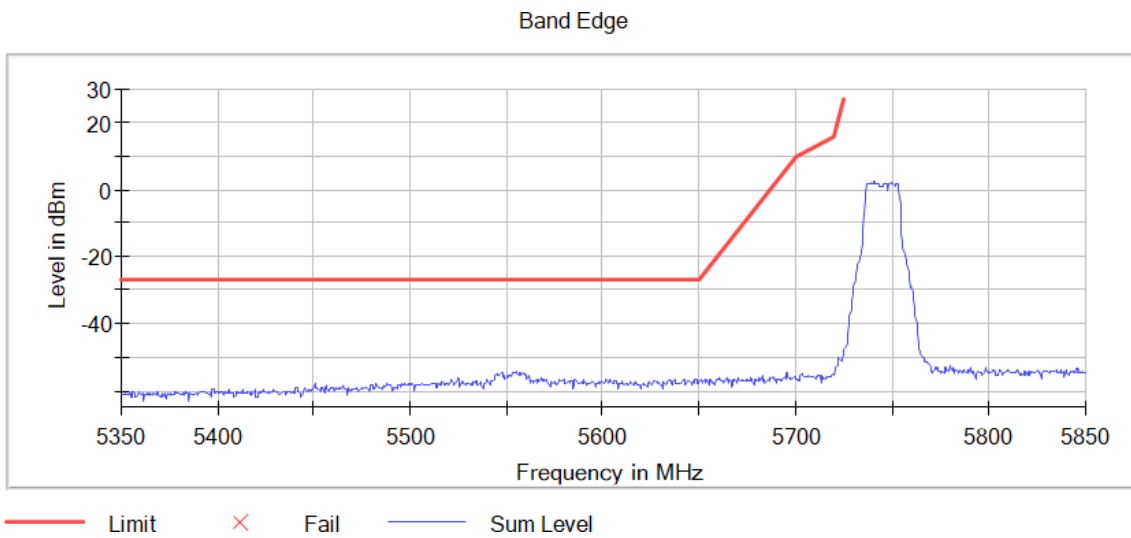
Active Port = 1+2, Frequency MHz = 5240.00000, Modulation = 802.11n HT20 (OFDM MCS0 6.5 Mbit/s),  
MIMO Mode = MIMO CCD Mode 2x2, Measurement Point = 1

Images:



Active Port = 1+2, Frequency MHz = 5745.00000, Modulation = 802.11n HT20 (OFDM MCS0 6.5 Mbit/s),  
MIMO Mode = MIMO CCD Mode 2x2, Measurement Point = 1

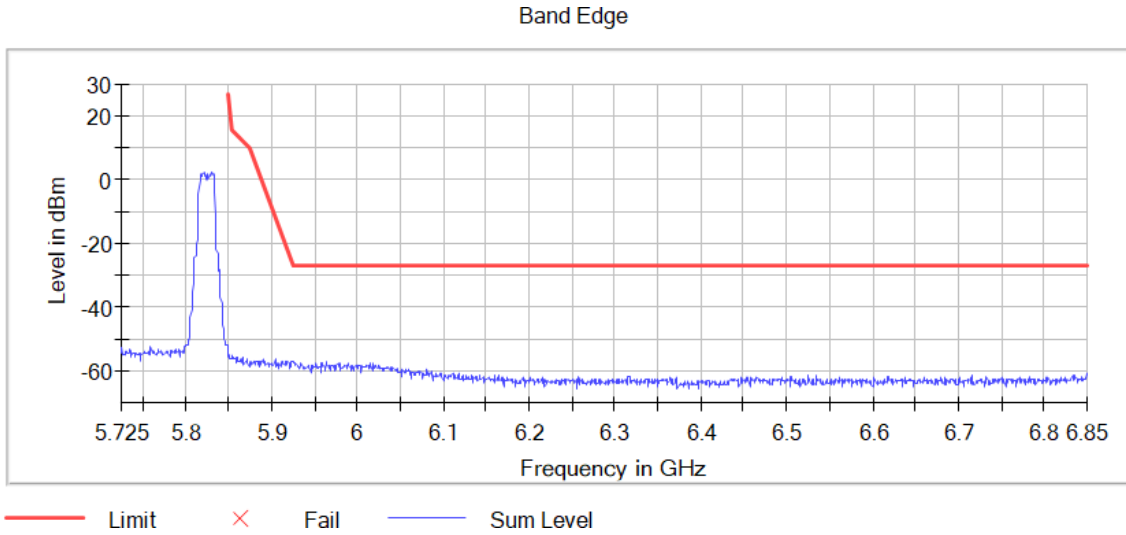
Images:





**Active Port = 1+2, Frequency MHz = 5825.00000, Modulation = 802.11n HT20 (OFDM MCS0 6.5 Mbit/s), MIMO Mode = MIMO CCD Mode 2x2, Measurement Point = 1**

**Images:**



**Table:**  
 Spectrum Analyzer Parameters

Setting	Instrument Value	Target Value
Span	Please see the plots	
RBW	1.000 MHz	<= 1.000 MHz
VBW	3.000 MHz	>= 3.000 MHz
SweepPoints	~ 2000	~ 2000
Sweptime	130.000 ms	AUTO
Reference Level	-20.000 dBm	-20.000 dBm
Attenuation	0.000 dB	AUTO
Detector	MaxPeak	MaxPeak
SweepCount	100	100
Filter	Channel	Channel
Trace Mode	Max Hold	Max Hold
Sweeptype	Sweep	AUTO
Preamp	off	off
Stablemode	Trace	Trace
Stablevalue	0.50 dB	0.50 dB
Run	4 / max. 150	max. 150
Stable	3 / 3	3
Max Stable Difference	0.00 dB	0.50 dB

MIMO Mode: MIMO CCD Mode 2x2

Modulation: 802.11n HT40 (OFDM MCS0)

### Results

DUT Frequency: 5190 MHz

Frequency(MHz)	Level(dBm)	Margin(dB)	Limit(dBm)	Result
5148.750000	-32.3	5.3	-27.0	PASS
5149.250000	-32.4	5.4	-27.0	PASS
5148.250000	-32.6	5.6	-27.0	PASS
5149.750000	-32.7	5.7	-27.0	PASS
5146.750000	-33.9	6.9	-27.0	PASS
5146.250000	-34.0	7.0	-27.0	PASS
5144.750000	-34.3	7.3	-27.0	PASS
5147.750000	-34.3	7.3	-27.0	PASS
5147.250000	-34.6	7.6	-27.0	PASS
5145.750000	-34.8	7.8	-27.0	PASS
5144.250000	-35.0	8.0	-27.0	PASS
5145.250000	-35.0	8.0	-27.0	PASS
5143.750000	-35.1	8.1	-27.0	PASS
5143.250000	-35.6	8.6	-27.0	PASS
5142.250000	-35.8	8.8	-27.0	PASS

DUT Frequency: 5230 MHz

Frequency(MHz)	Level(dBm)	Margin(dB)	Limit(dBm)	Result
5357.250000	-37.2	10.2	-27.0	PASS
5356.750000	-37.3	10.3	-27.0	PASS
5363.750000	-37.4	10.4	-27.0	PASS
5366.750000	-37.4	10.4	-27.0	PASS
5369.750000	-37.4	10.4	-27.0	PASS
5364.250000	-37.6	10.6	-27.0	PASS
5356.250000	-37.6	10.6	-27.0	PASS
5376.750000	-37.7	10.7	-27.0	PASS
5381.250000	-37.8	10.8	-27.0	PASS
5354.250000	-37.8	10.8	-27.0	PASS
5352.750000	-37.8	10.8	-27.0	PASS
5368.250000	-37.8	10.8	-27.0	PASS
5350.750000	-37.8	10.8	-27.0	PASS
5357.750000	-37.9	10.9	-27.0	PASS
5373.750000	-37.9	10.9	-27.0	PASS

DUT Frequency: 5755 MHz

Frequency(MHz)	Level(dBm)	Margin(dB)	Limit(dBm)	Result
5148.750000	-32.3	5.3	-27.0	PASS
5149.250000	-32.4	5.4	-27.0	PASS
5148.250000	-32.6	5.6	-27.0	PASS
5149.750000	-32.7	5.7	-27.0	PASS
5146.750000	-33.9	6.9	-27.0	PASS
5146.250000	-34.0	7.0	-27.0	PASS
5144.750000	-34.3	7.3	-27.0	PASS
5147.750000	-34.3	7.3	-27.0	PASS
5147.250000	-34.6	7.6	-27.0	PASS
5145.750000	-34.8	7.8	-27.0	PASS
5144.250000	-35.0	8.0	-27.0	PASS
5145.250000	-35.0	8.0	-27.0	PASS
5143.750000	-35.1	8.1	-27.0	PASS
5143.250000	-35.6	8.6	-27.0	PASS
5142.250000	-35.8	8.8	-27.0	PASS

DUT Frequency: 5795 MHz

Frequency(MHz)	Level(dBm)	Margin(dB)	Limit(dBm)	Result
5357.250000	-37.2	10.2	-27.0	PASS
5356.750000	-37.3	10.3	-27.0	PASS
5363.750000	-37.4	10.4	-27.0	PASS
5366.750000	-37.4	10.4	-27.0	PASS
5369.750000	-37.4	10.4	-27.0	PASS
5364.250000	-37.6	10.6	-27.0	PASS
5356.250000	-37.6	10.6	-27.0	PASS
5376.750000	-37.7	10.7	-27.0	PASS
5381.250000	-37.8	10.8	-27.0	PASS
5354.250000	-37.8	10.8	-27.0	PASS
5352.750000	-37.8	10.8	-27.0	PASS
5368.250000	-37.8	10.8	-27.0	PASS
5350.750000	-37.8	10.8	-27.0	PASS
5357.750000	-37.9	10.9	-27.0	PASS
5373.750000	-37.9	10.9	-27.0	PASS

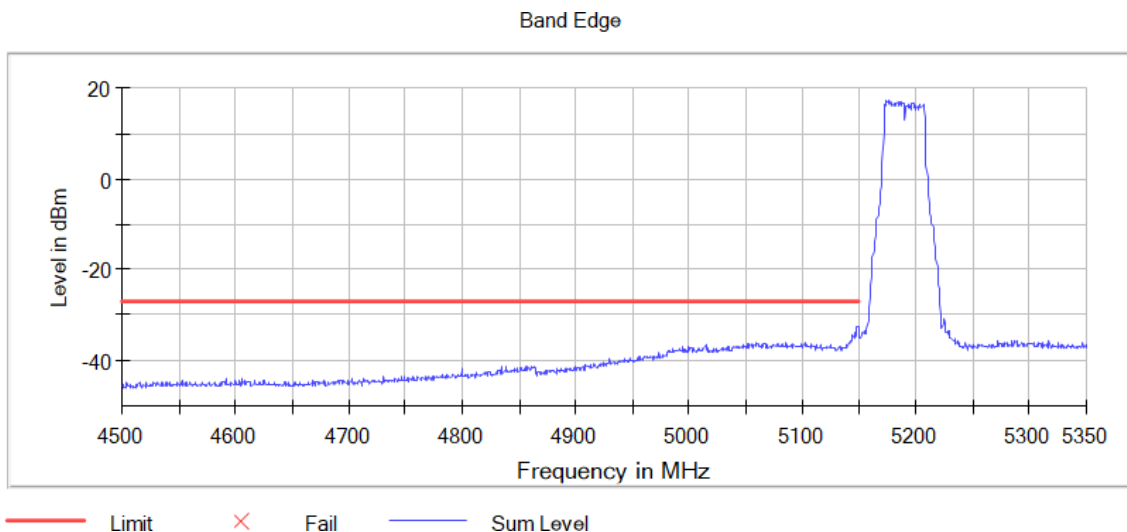
**Verdict**

Pass

**Attachments**

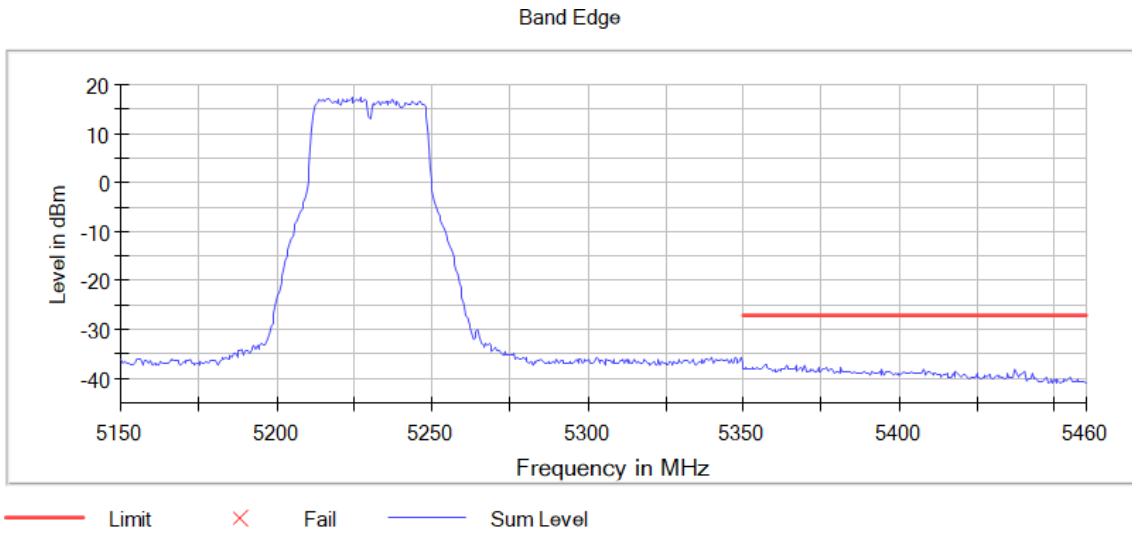
Active Port = 1+2, Frequency MHz = 5190.00000, Modulation = 802.11n HT40 (OFDM MCS0), MIMO Mode = MIMO CCD Mode 2x2, Measurement Point = 1

Images:



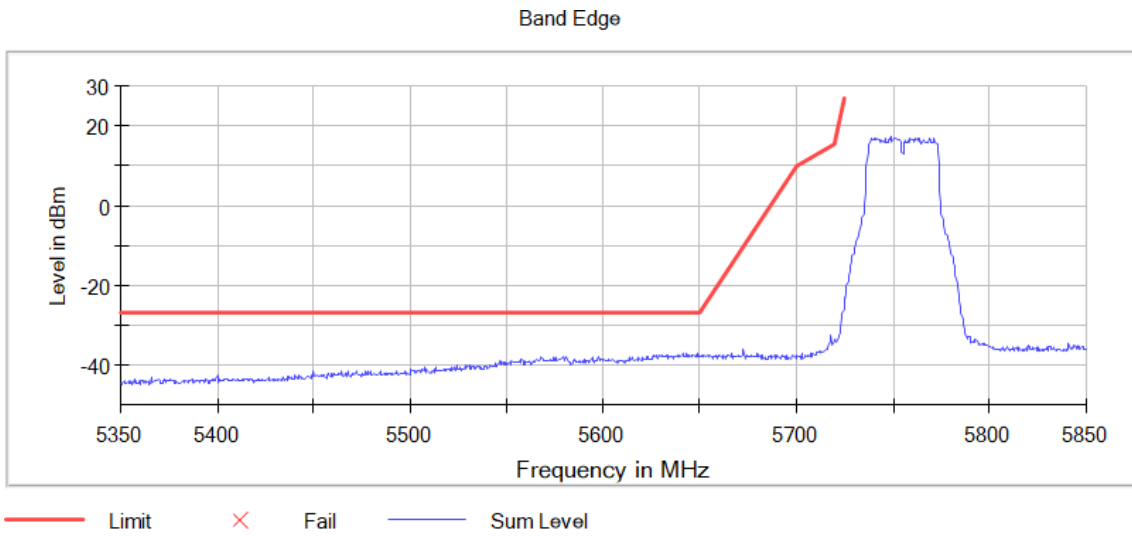
Active Port = 1+2, Frequency MHz = 5230.00000, Modulation = 802.11n HT40 (OFDM MCS0), MIMO Mode = MIMO CCD Mode 2x2, Measurement Point = 1

Images:



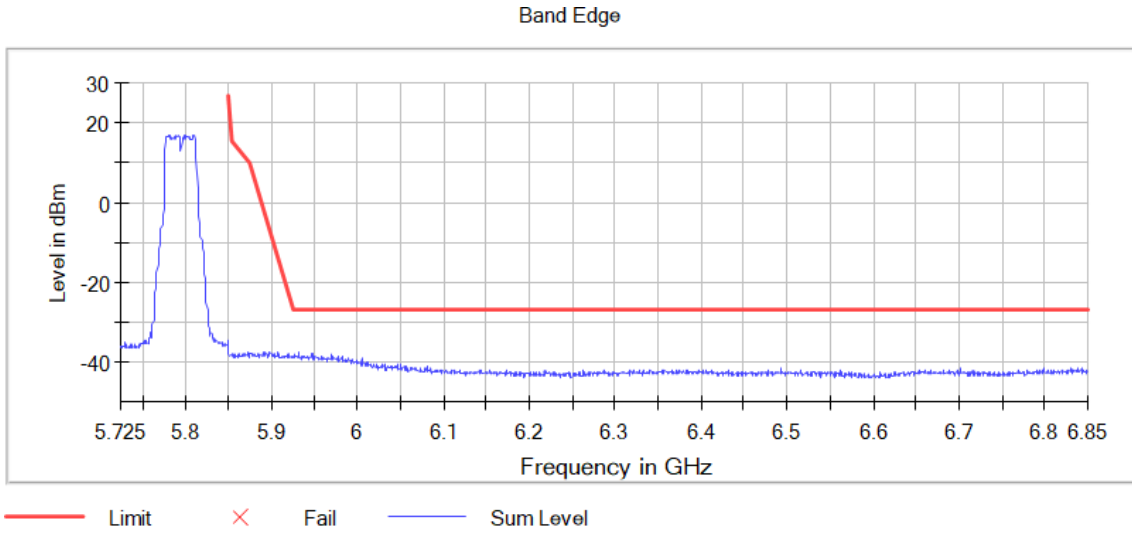
Active Port = 1+2, Frequency MHz = 5755.00000, Modulation = 802.11n HT40 (OFDM MCS0), MIMO Mode = MIMO CCD Mode 2x2, Measurement Point = 1

Images:



Active Port = 1+2, Frequency MHz = 5795.00000, Modulation = 802.11n HT40 (OFDM MCS0), MIMO Mode = MIMO CCD Mode 2x2, Measurement Point = 1

Images:



**Table:**  
 Spectrum Analyzer Parameters

Setting	Instrument Value	Target Value
Span	Please see the plots	
RBW	1.000 MHz	<= 1.000 MHz
VBW	3.000 MHz	>= 3.000 MHz
SweepPoints	~ 2000	~ 2000
Sweptime	130.000 ms	AUTO
Reference Level	-20.000 dBm	-20.000 dBm
Attenuation	0.000 dB	AUTO
Detector	MaxPeak	MaxPeak
SweepCount	100	100
Filter	Channel	Channel
Trace Mode	Max Hold	Max Hold
Sweeptype	Sweep	AUTO
Preamp	off	off
Stablemode	Trace	Trace
Stablevalue	0.50 dB	0.50 dB
Run	4 / max. 150	max. 150
Stable	3 / 3	3
Max Stable Difference	0.00 dB	0.50 dB

MIMO Mode: MIMO CCD Mode 2x2

Modulation: 802.11ac VHT20 SS1 (OFDM MCS0)

### Results

DUT Frequency: 5180 MHz

Frequency(MHz)	Level(dBm)	Margin(dB)	Limit(dBm)	Result
5031.250000	-50.7	23.7	-27.0	PASS
5145.750000	-51.1	24.1	-27.0	PASS
4991.750000	-51.2	24.2	-27.0	PASS
4993.750000	-51.2	24.2	-27.0	PASS
5126.250000	-51.2	24.2	-27.0	PASS
5142.250000	-51.3	24.3	-27.0	PASS
5076.250000	-51.3	24.3	-27.0	PASS
5135.250000	-51.4	24.4	-27.0	PASS
5113.250000	-51.4	24.4	-27.0	PASS
5147.250000	-51.4	24.4	-27.0	PASS
5084.750000	-51.4	24.4	-27.0	PASS
5034.750000	-51.4	24.4	-27.0	PASS
5089.250000	-51.4	24.4	-27.0	PASS
4979.250000	-51.4	24.4	-27.0	PASS
5149.250000	-51.4	24.4	-27.0	PASS

DUT Frequency: 5240 MHz

Frequency(MHz)	Level(dBm)	Margin(dB)	Limit(dBm)	Result
5425.250000	-54.5	27.5	-27.0	PASS
5433.750000	-55.0	28.0	-27.0	PASS
5384.250000	-55.1	28.1	-27.0	PASS
5425.750000	-55.1	28.1	-27.0	PASS
5433.250000	-55.2	28.2	-27.0	PASS
5354.250000	-55.2	28.2	-27.0	PASS
5398.750000	-55.3	28.3	-27.0	PASS
5427.750000	-55.3	28.3	-27.0	PASS
5409.750000	-55.4	28.4	-27.0	PASS
5439.250000	-55.4	28.4	-27.0	PASS
5351.750000	-55.5	28.5	-27.0	PASS
5401.750000	-55.5	28.5	-27.0	PASS
5399.250000	-55.6	28.6	-27.0	PASS
5395.250000	-55.6	28.6	-27.0	PASS
5451.250000	-55.6	28.6	-27.0	PASS

DUT Frequency: 5745 MHz

Frequency(MHz)	Level(dBm)	Margin(dB)	Limit(dBm)	Result
5550.250000	-53.8	26.8	-27.0	PASS
5549.750000	-54.3	27.3	-27.0	PASS
5551.250000	-54.5	27.5	-27.0	PASS
5558.250000	-54.7	27.7	-27.0	PASS
5558.750000	-54.7	27.7	-27.0	PASS
5560.250000	-54.7	27.7	-27.0	PASS
5551.750000	-54.8	27.8	-27.0	PASS
5553.250000	-54.9	27.9	-27.0	PASS
5545.750000	-54.9	27.9	-27.0	PASS
5556.750000	-55.0	28.0	-27.0	PASS
5556.250000	-55.0	28.0	-27.0	PASS
5555.250000	-55.1	28.1	-27.0	PASS
5548.250000	-55.1	28.1	-27.0	PASS
5554.750000	-55.2	28.2	-27.0	PASS
5553.750000	-55.2	28.2	-27.0	PASS

DUT Frequency: 5825 MHz



Frequency(MHz)	Level(dBm)	Margin(dB)	Limit(dBm)	Result
6016.250000	-56.8	29.8	-27.0	PASS
5927.750000	-56.8	29.8	-27.0	PASS
5926.250000	-56.9	29.9	-27.0	PASS
5929.250000	-56.9	29.9	-27.0	PASS
5958.750000	-57.2	30.2	-27.0	PASS
6015.750000	-57.2	30.2	-27.0	PASS
5925.250000	-57.3	30.3	-27.0	PASS
6000.750000	-57.3	30.3	-27.0	PASS
5926.750000	-57.3	30.3	-27.0	PASS
5924.750000	-57.1	30.3	-26.8	PASS
5958.250000	-57.3	30.3	-27.0	PASS
5924.250000	-56.8	30.3	-26.4	PASS
5927.250000	-57.4	30.4	-27.0	PASS
5987.250000	-57.4	30.4	-27.0	PASS
5953.750000	-57.4	30.4	-27.0	PASS

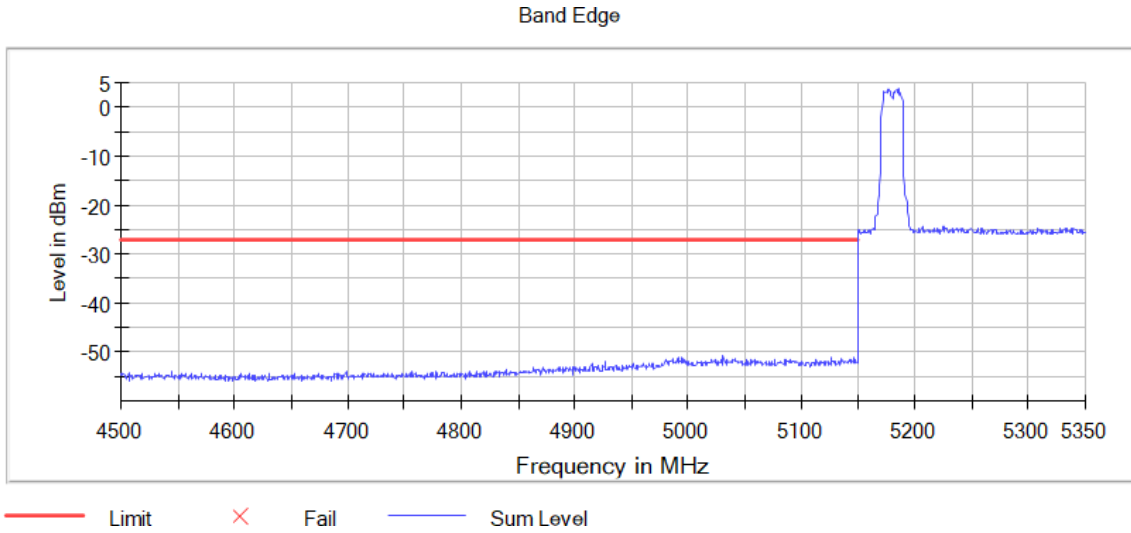
**Verdict**

Pass

**Attachments**

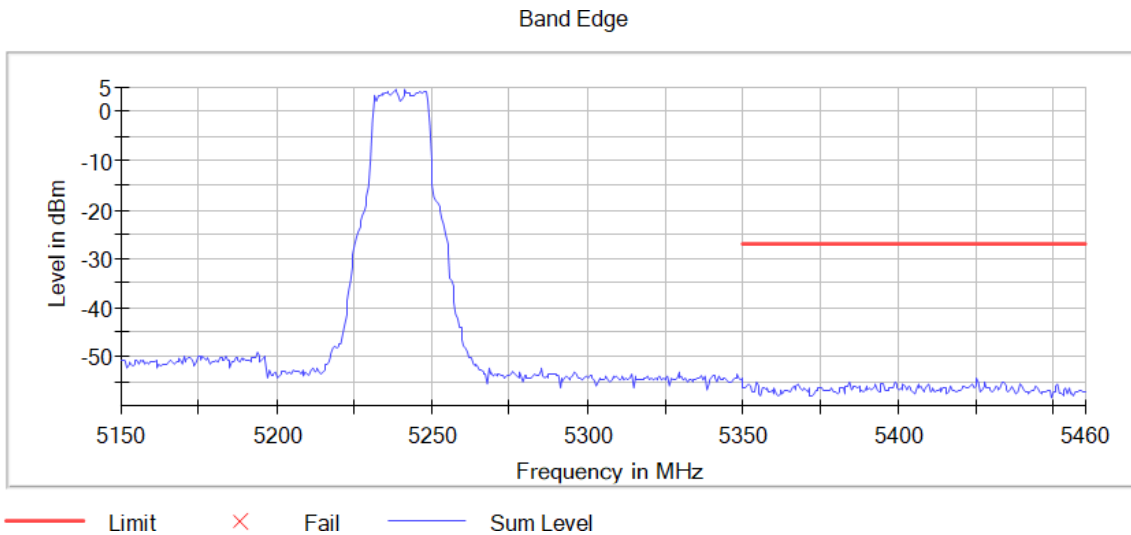
**Active Port = 1+2, Frequency MHz = 5180.00000, Modulation = 802.11ac VHT20 SS1 (OFDM MCS0), MIMO Mode = MIMO CCD Mode 2x2, Measurement Point = 1**

**Images:**



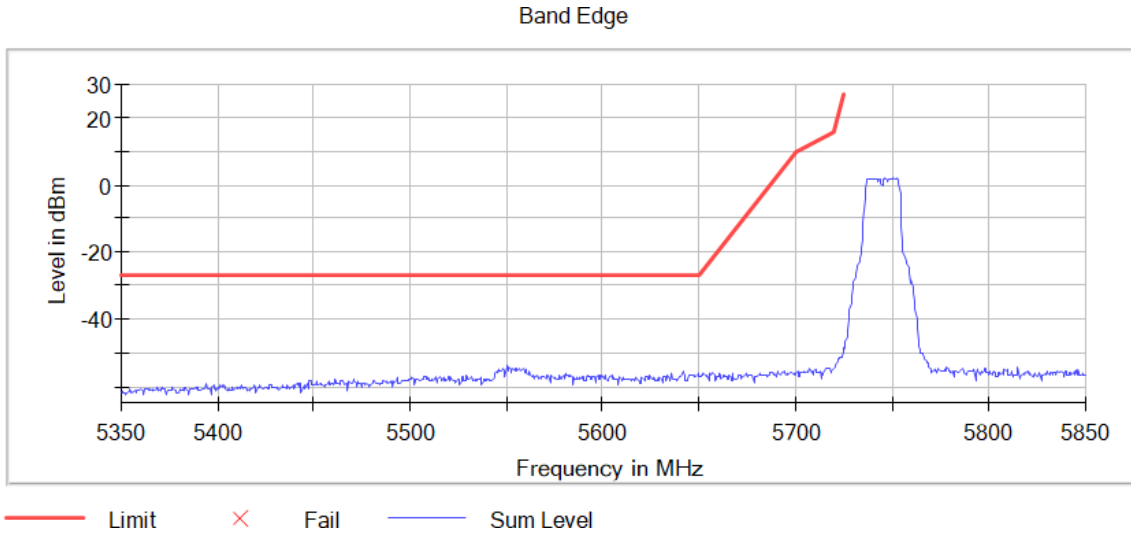
**Active Port = 1+2, Frequency MHz = 5240.00000, Modulation = 802.11ac VHT20 SS1 (OFDM MCS0), MIMO Mode = MIMO CCD Mode 2x2, Measurement Point = 1**

**Images:**



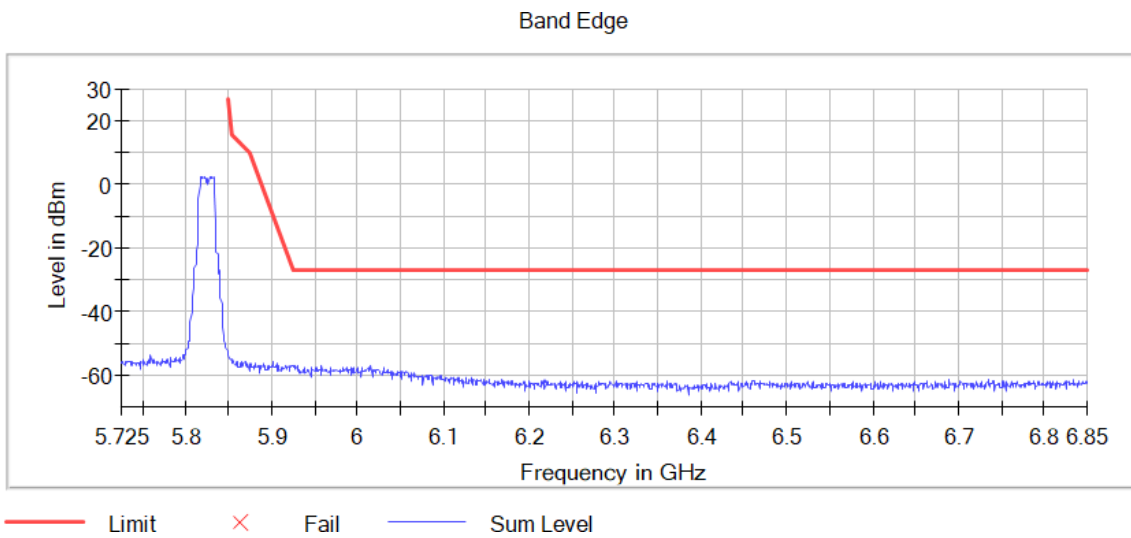
Active Port = 1+2, Frequency MHz = 5745.00000, Modulation = 802.11ac VHT20 SS1 (OFDM MCS0), MIMO Mode = MIMO CCD Mode 2x2, Measurement Point = 1

Images:



Active Port = 1+2, Frequency MHz = 5825.00000, Modulation = 802.11ac VHT20 SS1 (OFDM MCS0), MIMO Mode = MIMO CCD Mode 2x2, Measurement Point = 1

Images:



**Table:**  
 Spectrum Analyzer Parameters

Setting	Instrument Value	Target Value
Span	Please see the plots	
RBW	1.000 MHz	<= 1.000 MHz
VBW	3.000 MHz	>= 3.000 MHz
SweepPoints	~ 2000	~ 2000
Sweeptime	130.000 ms	AUTO
Reference Level	-20.000 dBm	-20.000 dBm
Attenuation	0.000 dB	AUTO
Detector	MaxPeak	MaxPeak
SweepCount	100	100
Filter	Channel	Channel
Trace Mode	Max Hold	Max Hold
Sweeptype	Sweep	AUTO
Preamp	off	off
Stablemode	Trace	Trace
Stablevalue	0.50 dB	0.50 dB
Run	4 / max. 150	max. 150
Stable	3 / 3	3
Max Stable Difference	0.00 dB	0.50 dB

MIMO Mode: MIMO CCD Mode 2x2

Modulation: 802.11ac VHT40 SS1 (OFDM MCS0)

### Results

DUT Frequency: 5190 MHz

Frequency(MHz)	Level(dBm)	Margin(dB)	Limit(dBm)	Result
5149.250000	-49.6	22.6	-27.0	PASS
5149.750000	-49.8	22.8	-27.0	PASS
5147.750000	-49.9	22.9	-27.0	PASS
5148.250000	-49.9	22.9	-27.0	PASS
5145.750000	-50.0	23.0	-27.0	PASS
5146.250000	-50.2	23.2	-27.0	PASS
5148.750000	-50.2	23.2	-27.0	PASS
5146.750000	-50.4	23.4	-27.0	PASS
5074.750000	-50.4	23.4	-27.0	PASS
5140.750000	-50.5	23.5	-27.0	PASS
5144.250000	-50.5	23.5	-27.0	PASS
5060.750000	-50.6	23.6	-27.0	PASS
5144.750000	-50.6	23.6	-27.0	PASS
5147.250000	-50.7	23.7	-27.0	PASS
5143.750000	-50.7	23.7	-27.0	PASS

DUT Frequency: 5230 MHz

Frequency(MHz)	Level(dBm)	Margin(dB)	Limit(dBm)	Result
5379.250000	-53.8	26.8	-27.0	PASS
5413.750000	-53.8	26.8	-27.0	PASS
5369.750000	-53.9	26.9	-27.0	PASS
5365.250000	-54.3	27.3	-27.0	PASS
5399.250000	-54.3	27.3	-27.0	PASS
5413.250000	-54.3	27.3	-27.0	PASS
5370.250000	-54.3	27.3	-27.0	PASS
5407.750000	-54.3	27.3	-27.0	PASS
5376.250000	-54.3	27.3	-27.0	PASS
5398.750000	-54.3	27.3	-27.0	PASS
5385.250000	-54.3	27.3	-27.0	PASS
5398.250000	-54.4	27.4	-27.0	PASS
5387.250000	-54.4	27.4	-27.0	PASS
5376.750000	-54.4	27.4	-27.0	PASS
5369.250000	-54.4	27.4	-27.0	PASS

DUT Frequency: 5755 MHz

Frequency(MHz)	Level(dBm)	Margin(dB)	Limit(dBm)	Result
5149.250000	-49.6	22.6	-27.0	PASS
5149.750000	-49.8	22.8	-27.0	PASS
5147.750000	-49.9	22.9	-27.0	PASS
5148.250000	-49.9	22.9	-27.0	PASS
5145.750000	-50.0	23.0	-27.0	PASS
5146.250000	-50.2	23.2	-27.0	PASS
5148.750000	-50.2	23.2	-27.0	PASS
5146.750000	-50.4	23.4	-27.0	PASS
5074.750000	-50.4	23.4	-27.0	PASS
5140.750000	-50.5	23.5	-27.0	PASS
5144.250000	-50.5	23.5	-27.0	PASS
5060.750000	-50.6	23.6	-27.0	PASS
5144.750000	-50.6	23.6	-27.0	PASS
5147.250000	-50.7	23.7	-27.0	PASS
5143.750000	-50.7	23.7	-27.0	PASS

DUT Frequency: 5795 MHz

Frequency(MHz)	Level(dBm)	Margin(dB)	Limit(dBm)	Result
5379.250000	-53.8	26.8	-27.0	PASS
5413.750000	-53.8	26.8	-27.0	PASS
5369.750000	-53.9	26.9	-27.0	PASS
5365.250000	-54.3	27.3	-27.0	PASS
5399.250000	-54.3	27.3	-27.0	PASS
5413.250000	-54.3	27.3	-27.0	PASS
5370.250000	-54.3	27.3	-27.0	PASS
5407.750000	-54.3	27.3	-27.0	PASS
5376.250000	-54.3	27.3	-27.0	PASS
5398.750000	-54.3	27.3	-27.0	PASS
5385.250000	-54.3	27.3	-27.0	PASS
5398.250000	-54.4	27.4	-27.0	PASS
5387.250000	-54.4	27.4	-27.0	PASS
5376.750000	-54.4	27.4	-27.0	PASS
5369.250000	-54.4	27.4	-27.0	PASS

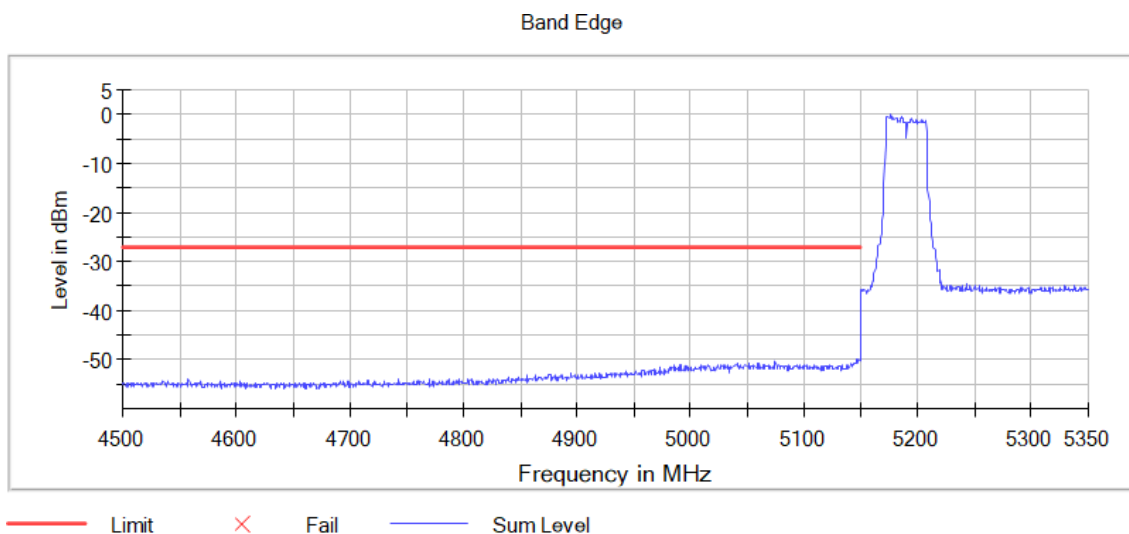
**Verdict**

Pass

**Attachments**

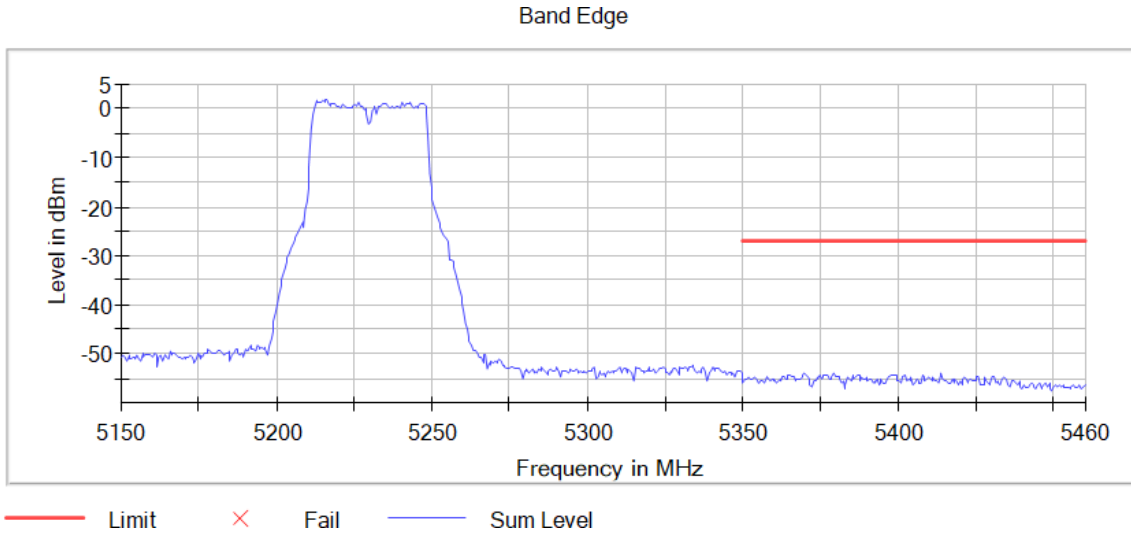
Active Port = 1+2, Frequency MHz = 5190.00000, Modulation = 802.11ac VHT40 SS1 (OFDM MCS0), MIMO Mode = MIMO CCD Mode 2x2, Measurement Point = 1

Images:



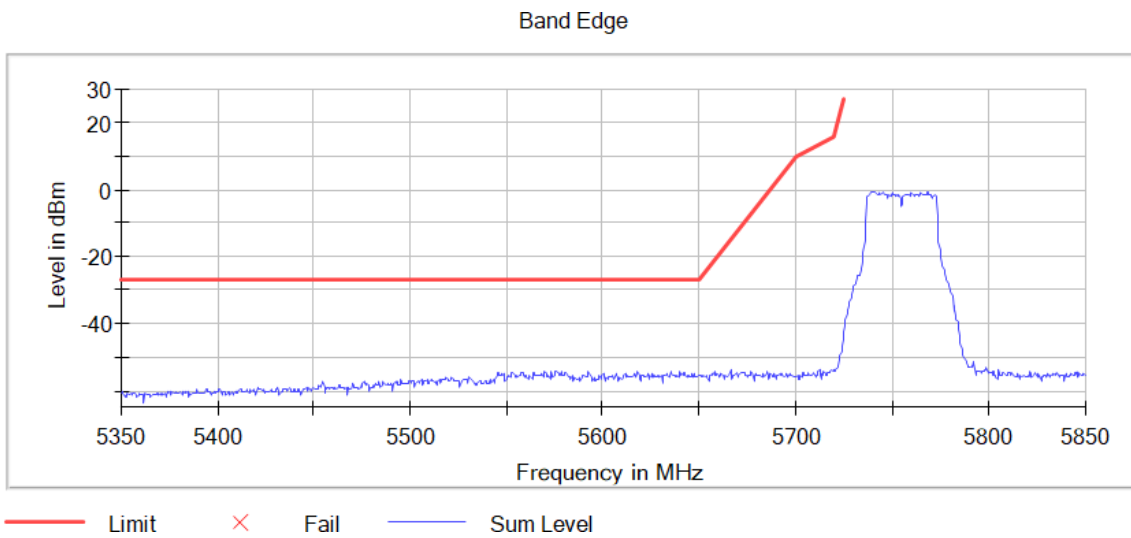
Active Port = 1+2, Frequency MHz = 5230.00000, Modulation = 802.11ac VHT40 SS1 (OFDM MCS0), MIMO Mode = MIMO CCD Mode 2x2, Measurement Point = 1

Images:



Active Port = 1+2, Frequency MHz = 5755.00000, Modulation = 802.11ac VHT40 SS1 (OFDM MCS0), MIMO Mode = MIMO CCD Mode 2x2, Measurement Point = 1

Images:





Active Port = 1+2, Frequency MHz = 5795.00000, Modulation = 802.11ac VHT40 SS1 (OFDM MCS0), MIMO Mode = MIMO CCD Mode 2x2, Measurement Point = 1

Images:

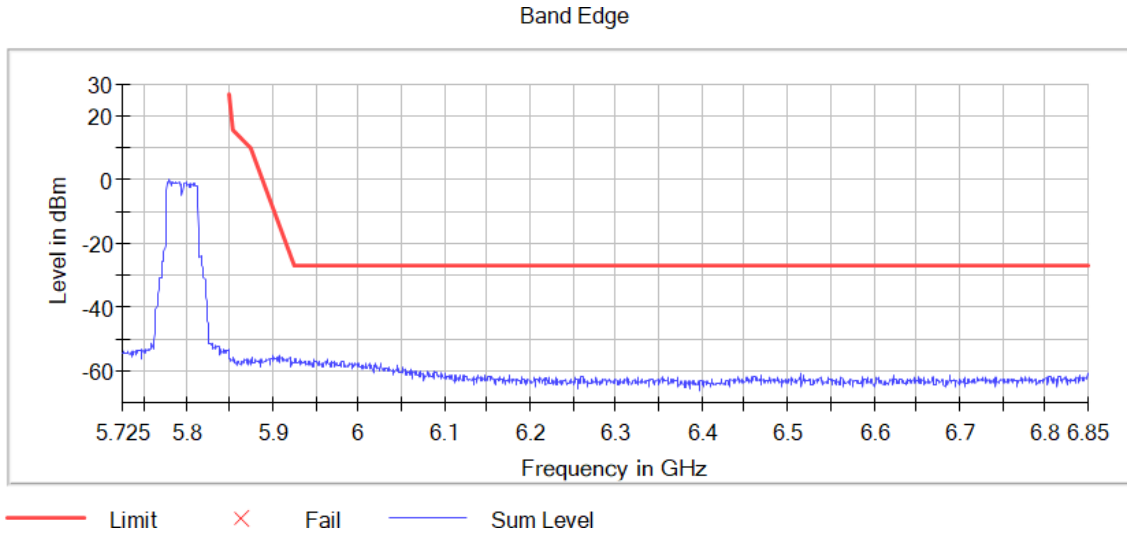


Table:

Spectrum Analyzer Parameters

Setting	Instrument Value	Target Value
Span	Please see the plots	
RBW	1.000 MHz	<= 1.000 MHz
VBW	3.000 MHz	>= 3.000 MHz
SweepPoints	~ 2000	~ 2000
Sweeptime	130.000 ms	AUTO
Reference Level	-20.000 dBm	-20.000 dBm
Attenuation	0.000 dB	AUTO
Detector	MaxPeak	MaxPeak
SweepCount	100	100
Filter	Channel	Channel
Trace Mode	Max Hold	Max Hold
Sweeptype	Sweep	AUTO
Preamp	off	off
Stablemode	Trace	Trace
Stablevalue	0.50 dB	0.50 dB
Run	4 / max. 150	max. 150
Stable	3 / 3	3
Max Stable Difference	0.00 dB	0.50 dB

MIMO Mode: MIMO CCD Mode 2x2

Modulation: 802.11ac VHT80 SS1 (OFDM MCS0)

**Results**

DUT Frequency: 5210 MHz

Frequency(MHz)	Level(dBm)	Margin(dB)	Limit(dBm)	Result
5149.750000	-44.0	17.0	-27.0	PASS
5149.250000	-44.4	17.4	-27.0	PASS
5148.750000	-44.6	17.6	-27.0	PASS
5147.750000	-44.9	17.9	-27.0	PASS
5148.250000	-45.1	18.1	-27.0	PASS
5146.750000	-45.2	18.2	-27.0	PASS
5147.250000	-46.2	19.2	-27.0	PASS
5134.250000	-46.3	19.3	-27.0	PASS
5145.250000	-46.4	19.4	-27.0	PASS
5146.250000	-46.8	19.8	-27.0	PASS
5143.750000	-46.8	19.8	-27.0	PASS
5131.750000	-46.8	19.8	-27.0	PASS
5134.750000	-46.9	19.9	-27.0	PASS
5144.250000	-46.9	19.9	-27.0	PASS
5140.750000	-47.0	20.0	-27.0	PASS

Frequency(MHz)	Level(dBm)	Margin(dB)	Limit(dBm)	Result
5361.750000	-55.4	28.4	-27.0	PASS
5370.750000	-55.8	28.8	-27.0	PASS
5376.750000	-56.0	29.0	-27.0	PASS
5365.250000	-56.1	29.1	-27.0	PASS
5358.250000	-56.1	29.1	-27.0	PASS
5377.750000	-56.2	29.2	-27.0	PASS
5369.750000	-56.2	29.2	-27.0	PASS
5414.250000	-56.2	29.2	-27.0	PASS
5384.250000	-56.2	29.2	-27.0	PASS
5381.250000	-56.2	29.2	-27.0	PASS
5371.250000	-56.3	29.3	-27.0	PASS
5357.750000	-56.3	29.3	-27.0	PASS
5413.750000	-56.3	29.3	-27.0	PASS
5384.750000	-56.3	29.3	-27.0	PASS
5376.250000	-56.3	29.3	-27.0	PASS

DUT Frequency: 5775 MHz

Frequency(MHz)	Level(dBm)	Margin(dB)	Limit(dBm)	Result
5149.750000	-44.0	17.0	-27.0	PASS
5149.250000	-44.4	17.4	-27.0	PASS
5148.750000	-44.6	17.6	-27.0	PASS
5147.750000	-44.9	17.9	-27.0	PASS
5148.250000	-45.1	18.1	-27.0	PASS
5146.750000	-45.2	18.2	-27.0	PASS
5147.250000	-46.2	19.2	-27.0	PASS
5134.250000	-46.3	19.3	-27.0	PASS
5145.250000	-46.4	19.4	-27.0	PASS
5146.250000	-46.8	19.8	-27.0	PASS
5143.750000	-46.8	19.8	-27.0	PASS
5131.750000	-46.8	19.8	-27.0	PASS
5134.750000	-46.9	19.9	-27.0	PASS
5144.250000	-46.9	19.9	-27.0	PASS
5140.750000	-47.0	20.0	-27.0	PASS

Frequency(MHz)	Level(dBm)	Margin(dB)	Limit(dBm)	Result
6805.750000	-47.8	20.8	-27.0	PASS
6814.250000	-47.9	20.9	-27.0	PASS
6837.250000	-48.0	21.0	-27.0	PASS
6825.750000	-48.1	21.1	-27.0	PASS
6825.250000	-48.1	21.1	-27.0	PASS
6831.750000	-48.1	21.1	-27.0	PASS
6848.750000	-48.1	21.1	-27.0	PASS
6832.750000	-48.1	21.1	-27.0	PASS
6748.250000	-48.1	21.1	-27.0	PASS
6740.250000	-48.2	21.2	-27.0	PASS
6813.250000	-48.2	21.2	-27.0	PASS
6840.750000	-48.2	21.2	-27.0	PASS
6846.750000	-48.2	21.2	-27.0	PASS
6819.750000	-48.2	21.2	-27.0	PASS
6804.250000	-48.3	21.3	-27.0	PASS

**Verdict**

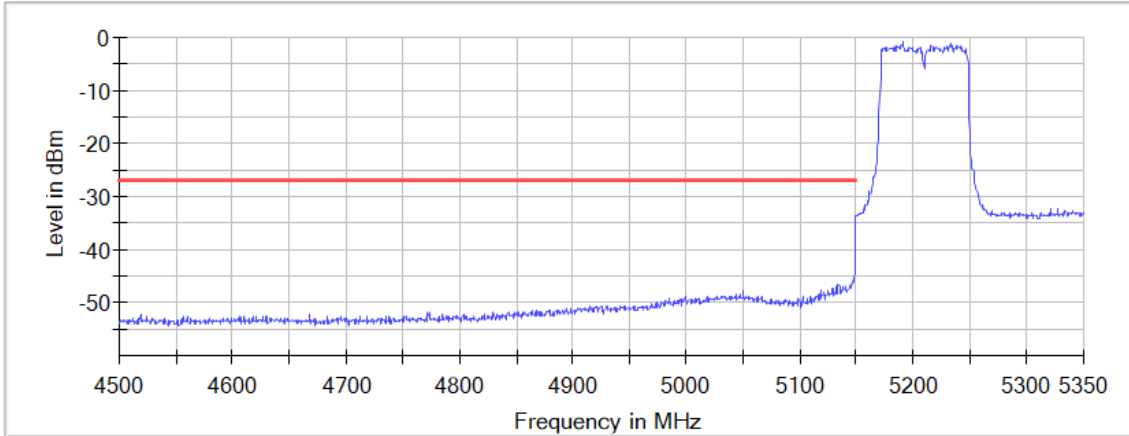
Pass

**Attachments**

**Active Port = 1+2, Frequency MHz = 5210.00000, Modulation = 802.11ac VHT80 SS1 (OFDM MCS0), MIMO Mode = MIMO CCD Mode 2x2, Measurement Point = 1**

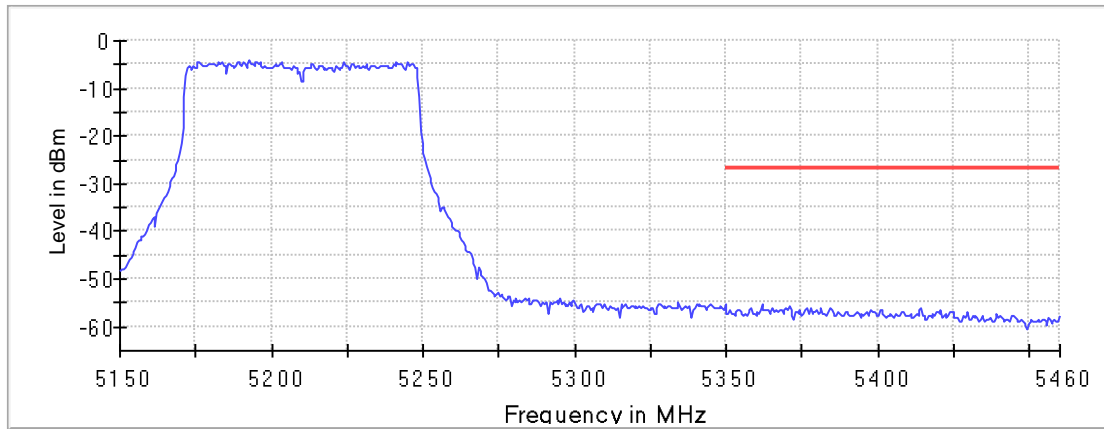
**Images:**

Band Edge



— Limit    × Fail    — Sum Level

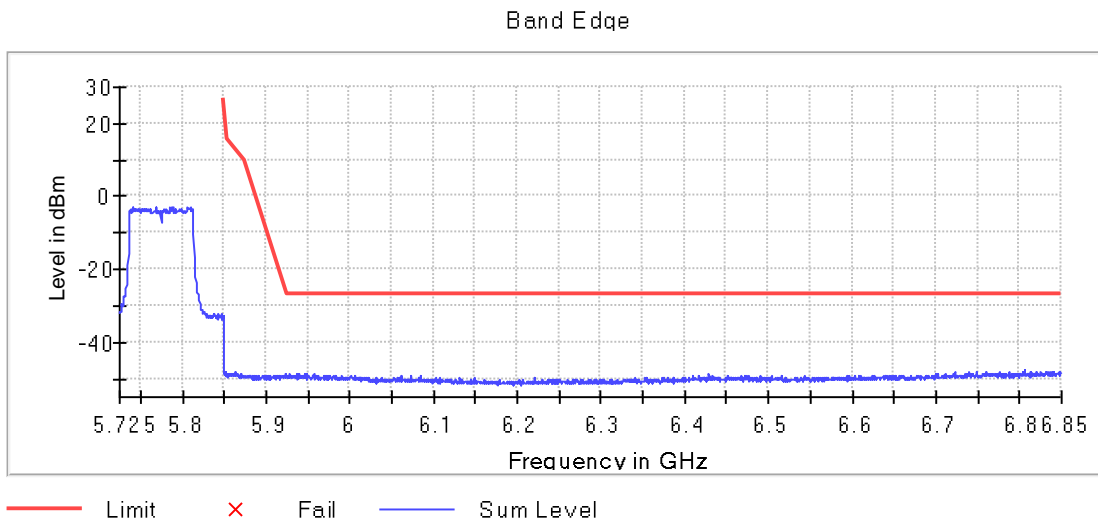
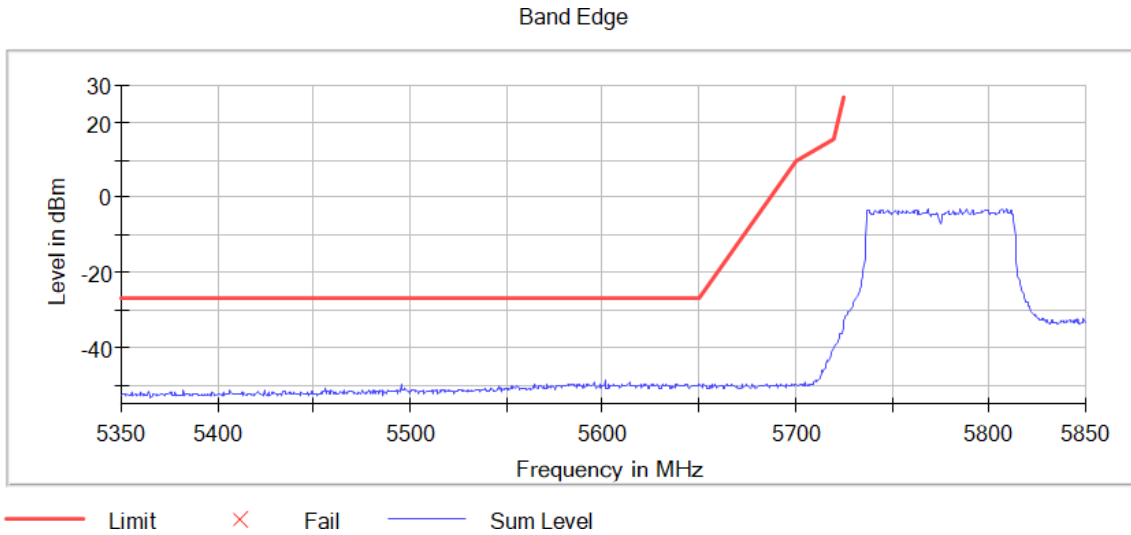
Band Edge



— Limit    × Fail    — Sum Level

Active Port = 1+2, Frequency MHz = 5775.00000, Modulation = 802.11ac VHT80 SS1 (OFDM MCS0), MIMO Mode = MIMO CCD Mode 2x2, Measurement Point = 1

Images:



**Table:**  
 Spectrum Analyzer Parameters

Setting	Instrument Value	Target Value
Span	Please see the plots	
RBW	1.000 MHz	<= 1.000 MHz
VBW	3.000 MHz	>= 3.000 MHz
SweepPoints	~ 2000	~ 2000
Sweeptime	130.000 ms	AUTO
Reference Level	-20.000 dBm	-20.000 dBm
Attenuation	0.000 dB	AUTO
Detector	MaxPeak	MaxPeak
SweepCount	100	100
Filter	Channel	Channel
Trace Mode	Max Hold	Max Hold
Sweeptype	Sweep	AUTO
Preamp	off	off
Stablemode	Trace	Trace
Stablevalue	0.50 dB	0.50 dB
Run	4 / max. 150	max. 150
Stable	3 / 3	3
Max Stable Difference	0.00 dB	0.50 dB

MIMO Mode: MIMO CCD Mode 2x2

Modulation: 802.11ax HE20 (OFDMA MCS0) – Full RU

### Results

DUT Frequency: 5180 MHz

Frequency(MHz)	Level(dBm)	Margin(dB)	Limit(dBm)	Result
5149.750000	-41.6	14.6	-27.0	PASS
5148.750000	-42.2	15.2	-27.0	PASS
5149.250000	-42.4	15.4	-27.0	PASS
5148.250000	-42.7	15.7	-27.0	PASS
5147.750000	-43.2	16.2	-27.0	PASS
5147.250000	-43.2	16.2	-27.0	PASS
5146.750000	-43.6	16.6	-27.0	PASS
5146.250000	-44.0	17.0	-27.0	PASS
5144.750000	-44.4	17.4	-27.0	PASS
5145.250000	-44.4	17.4	-27.0	PASS
5145.750000	-44.6	17.6	-27.0	PASS
5144.250000	-45.0	18.0	-27.0	PASS
5143.750000	-45.3	18.3	-27.0	PASS
5143.250000	-45.3	18.3	-27.0	PASS
5142.750000	-45.6	18.6	-27.0	PASS

DUT Frequency: 5240 MHz

Frequency(MHz)	Level(dBm)	Margin(dB)	Limit(dBm)	Result
5392.250000	-50.7	23.7	-27.0	PASS
5355.750000	-51.1	24.1	-27.0	PASS
5436.250000	-51.2	24.2	-27.0	PASS
5425.750000	-51.3	24.3	-27.0	PASS
5426.750000	-51.4	24.4	-27.0	PASS
5422.750000	-51.5	24.5	-27.0	PASS
5381.250000	-51.5	24.5	-27.0	PASS
5433.750000	-51.5	24.5	-27.0	PASS
5365.250000	-51.5	24.5	-27.0	PASS
5427.250000	-51.5	24.5	-27.0	PASS
5404.750000	-51.5	24.5	-27.0	PASS
5383.750000	-51.5	24.5	-27.0	PASS
5401.250000	-51.6	24.6	-27.0	PASS
5407.250000	-51.6	24.6	-27.0	PASS
5428.250000	-51.6	24.6	-27.0	PASS

DUT Frequency: 5745 MHz

Frequency(MHz)	Level(dBm)	Margin(dB)	Limit(dBm)	Result
5149.750000	-41.6	14.6	-27.0	PASS
5148.750000	-42.2	15.2	-27.0	PASS
5149.250000	-42.4	15.4	-27.0	PASS
5148.250000	-42.7	15.7	-27.0	PASS
5147.750000	-43.2	16.2	-27.0	PASS
5147.250000	-43.2	16.2	-27.0	PASS
5146.750000	-43.6	16.6	-27.0	PASS
5146.250000	-44.0	17.0	-27.0	PASS
5144.750000	-44.4	17.4	-27.0	PASS
5145.250000	-44.4	17.4	-27.0	PASS
5145.750000	-44.6	17.6	-27.0	PASS
5144.250000	-45.0	18.0	-27.0	PASS
5143.750000	-45.3	18.3	-27.0	PASS
5143.250000	-45.3	18.3	-27.0	PASS
5142.750000	-45.6	18.6	-27.0	PASS



DUT Frequency: 5825 MHz

Frequency(MHz)	Level(dBm)	Margin(dB)	Limit(dBm)	Result
5392.250000	-50.7	23.7	-27.0	PASS
5355.750000	-51.1	24.1	-27.0	PASS
5436.250000	-51.2	24.2	-27.0	PASS
5425.750000	-51.3	24.3	-27.0	PASS
5426.750000	-51.4	24.4	-27.0	PASS
5422.750000	-51.5	24.5	-27.0	PASS
5381.250000	-51.5	24.5	-27.0	PASS
5433.750000	-51.5	24.5	-27.0	PASS
5365.250000	-51.5	24.5	-27.0	PASS
5427.250000	-51.5	24.5	-27.0	PASS
5404.750000	-51.5	24.5	-27.0	PASS
5383.750000	-51.5	24.5	-27.0	PASS
5401.250000	-51.6	24.6	-27.0	PASS
5407.250000	-51.6	24.6	-27.0	PASS
5428.250000	-51.6	24.6	-27.0	PASS

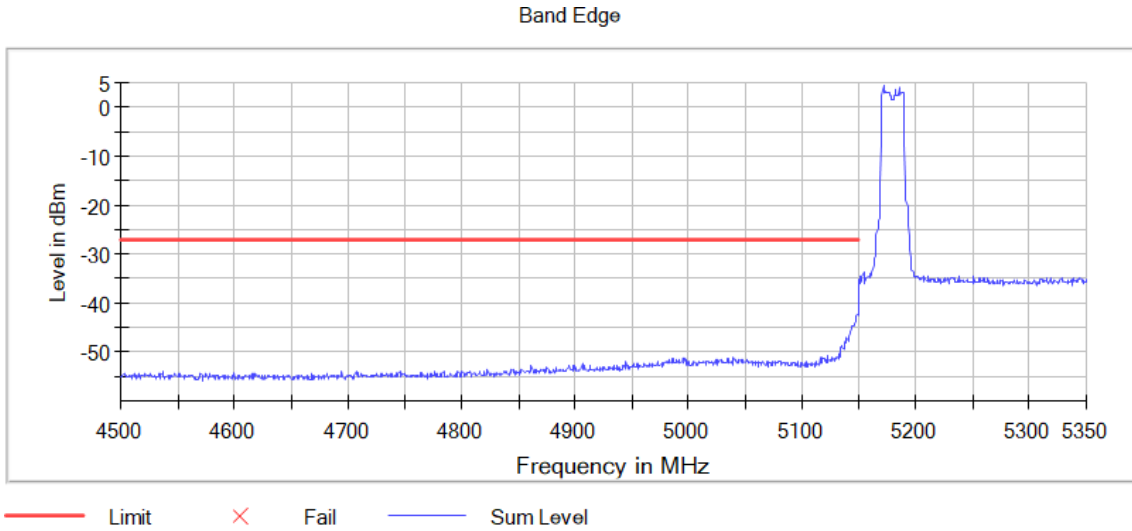
**Verdict**

Pass

**Attachments**

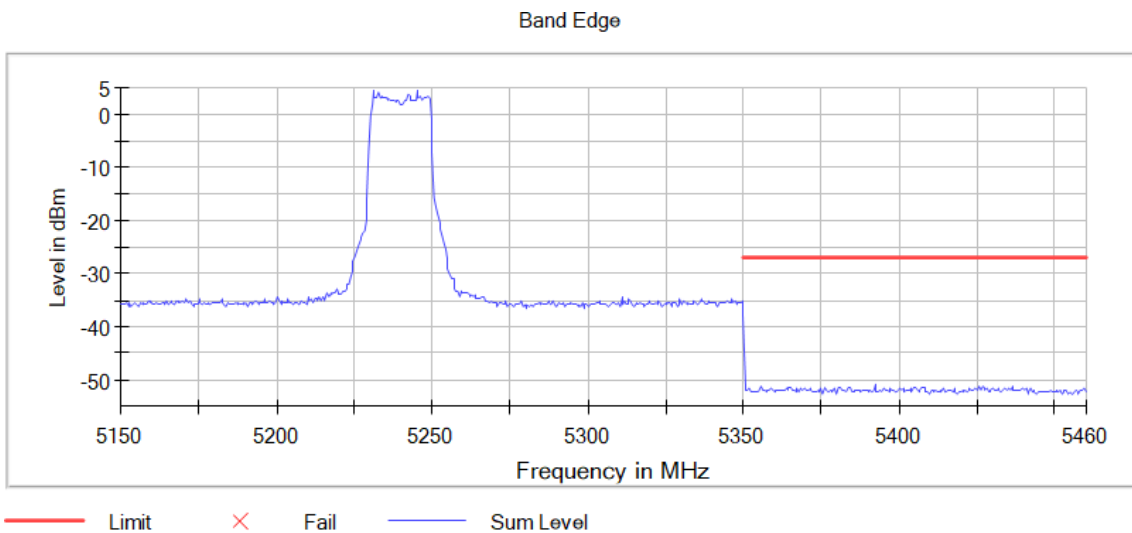
**Active Port = 1+2, Frequency MHz = 5180.00000, Modulation = 802.11ax HE20 (OFDMA MCS0), MIMO Mode = MIMO CCD Mode 2x2, Measurement Point = 1**

**Images:**



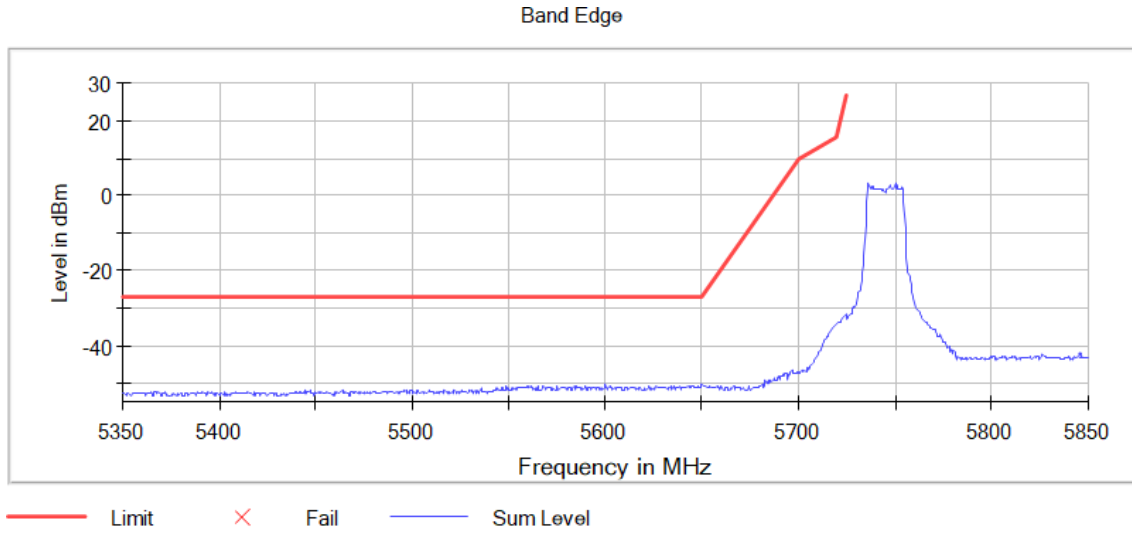
**Active Port = 1+2, Frequency MHz = 5240.00000, Modulation = 802.11ax HE20 (OFDMA MCS0), MIMO Mode = MIMO CCD Mode 2x2, Measurement Point = 1**

**Images:**



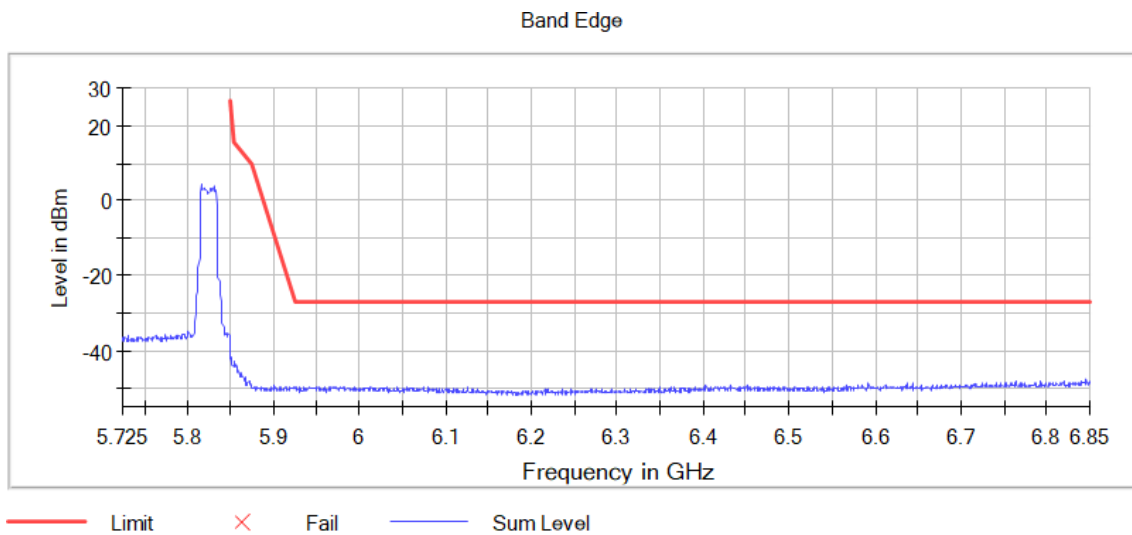
Active Port = 1+2, Frequency MHz = 5745.00000, Modulation = 802.11ax HE20 (OFDMA MCS0), MIMO Mode = MIMO CCD Mode 2x2, Measurement Point = 1

Images:



Active Port = 1+2, Frequency MHz = 5825.00000, Modulation = 802.11ax HE20 (OFDMA MCS0), MIMO Mode = MIMO CCD Mode 2x2, Measurement Point = 1

Images:



**Table:**  
 Spectrum Analyzer Parameters

Setting	Instrument Value	Target Value
Span	Please see the plots	
RBW	1.000 MHz	<= 1.000 MHz
VBW	3.000 MHz	>= 3.000 MHz
SweepPoints	~ 2000	~ 2000
Sweeptime	130.000 ms	AUTO
Reference Level	-20.000 dBm	-20.000 dBm
Attenuation	0.000 dB	AUTO
Detector	MaxPeak	MaxPeak
SweepCount	100	100
Filter	Channel	Channel
Trace Mode	Max Hold	Max Hold
Sweeptype	Sweep	AUTO
Preamp	off	off
Stablemode	Trace	Trace
Stablevalue	0.50 dB	0.50 dB
Run	4 / max. 150	max. 150
Stable	3 / 3	3
Max Stable Difference	0.00 dB	0.50 dB

MIMO Mode: MIMO CCD Mode 2x2

Modulation: 802.11ax HE20 (OFDMA MCS0) – Partial RU

**Results**

DUT Frequency: 5180 MHz

Frequency(MHz)	Level(dBm)	Margin(dB)	Limit(dBm)	Result
4979.750000	-47.7	20.7	-27.0	PASS
4980.250000	-48.3	21.3	-27.0	PASS
4979.250000	-48.3	21.3	-27.0	PASS
4978.750000	-49.3	22.3	-27.0	PASS
4978.250000	-50.1	23.1	-27.0	PASS
4980.750000	-50.2	23.2	-27.0	PASS
5145.250000	-51.2	24.2	-27.0	PASS
5142.750000	-51.4	24.4	-27.0	PASS
4990.750000	-51.4	24.4	-27.0	PASS
5149.750000	-51.5	24.5	-27.0	PASS
5146.750000	-51.6	24.6	-27.0	PASS
5085.250000	-51.6	24.6	-27.0	PASS
5074.750000	-51.7	24.7	-27.0	PASS
4983.750000	-51.7	24.7	-27.0	PASS
5025.250000	-51.7	24.7	-27.0	PASS

DUT Frequency: 5240 MHz

Frequency(MHz)	Level(dBm)	Margin(dB)	Limit(dBm)	Result
5440.750000	-54.0	27.0	-27.0	PASS
5440.250000	-54.4	27.4	-27.0	PASS
5439.750000	-54.5	27.5	-27.0	PASS
5441.250000	-55.2	28.2	-27.0	PASS
5450.750000	-55.3	28.3	-27.0	PASS
5392.750000	-55.6	28.6	-27.0	PASS
5380.750000	-55.7	28.7	-27.0	PASS
5358.750000	-56.0	29.0	-27.0	PASS
5380.250000	-56.0	29.0	-27.0	PASS
5378.750000	-56.0	29.0	-27.0	PASS
5441.750000	-56.1	29.1	-27.0	PASS
5392.250000	-56.2	29.2	-27.0	PASS
5450.250000	-56.2	29.2	-27.0	PASS
5403.750000	-56.3	29.3	-27.0	PASS
5377.250000	-56.3	29.3	-27.0	PASS

DUT Frequency: 5745 MHz

Frequency(MHz)	Level(dBm)	Margin(dB)	Limit(dBm)	Result
5350.000000	-61.9	0.0	0.0	PASS

DUT Frequency: 5825 MHz

Frequency(MHz)	Level(dBm)	Margin(dB)	Limit(dBm)	Result
5440.750000	-54.0	27.0	-27.0	PASS
5440.250000	-54.4	27.4	-27.0	PASS
5439.750000	-54.5	27.5	-27.0	PASS
5441.250000	-55.2	28.2	-27.0	PASS
5450.750000	-55.3	28.3	-27.0	PASS
5392.750000	-55.6	28.6	-27.0	PASS
5380.750000	-55.7	28.7	-27.0	PASS
5358.750000	-56.0	29.0	-27.0	PASS
5380.250000	-56.0	29.0	-27.0	PASS
5378.750000	-56.0	29.0	-27.0	PASS
5441.750000	-56.1	29.1	-27.0	PASS
5392.250000	-56.2	29.2	-27.0	PASS
5450.250000	-56.2	29.2	-27.0	PASS
5403.750000	-56.3	29.3	-27.0	PASS
5377.250000	-56.3	29.3	-27.0	PASS

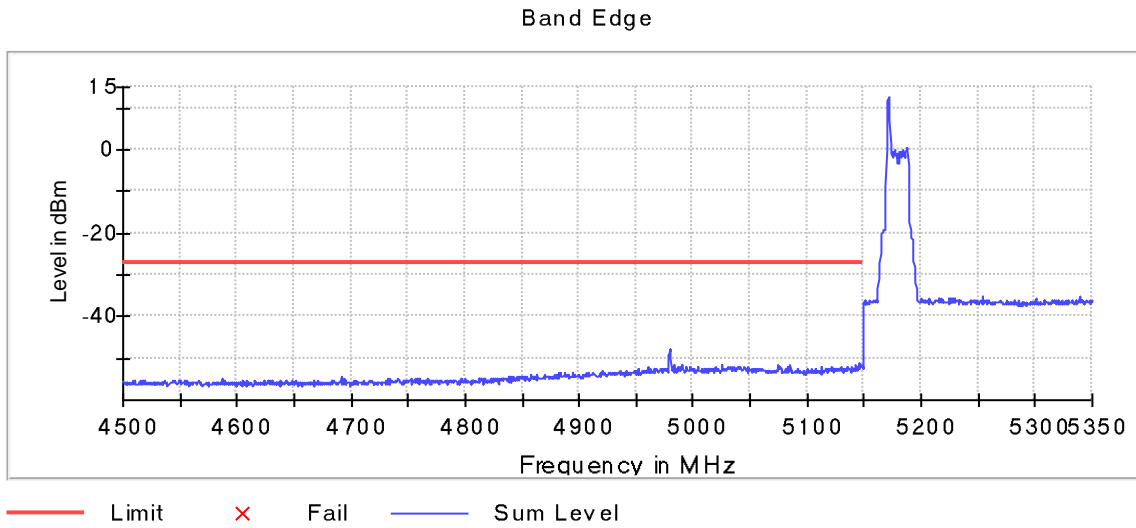
**Verdict**

Pass

**Attachments**

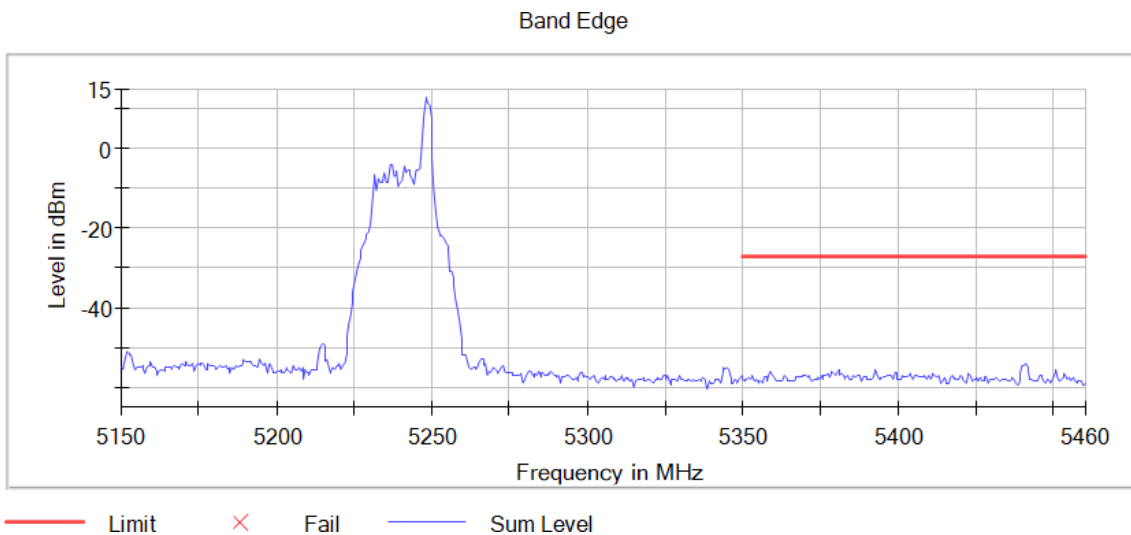
**Active Port = 1+2, Frequency MHz = 5180.00000, Modulation = 802.11ax HE20 (OFDMA MCS0), MIMO Mode = MIMO CCD Mode 2x2, Measurement Point = 1**

**Images:**



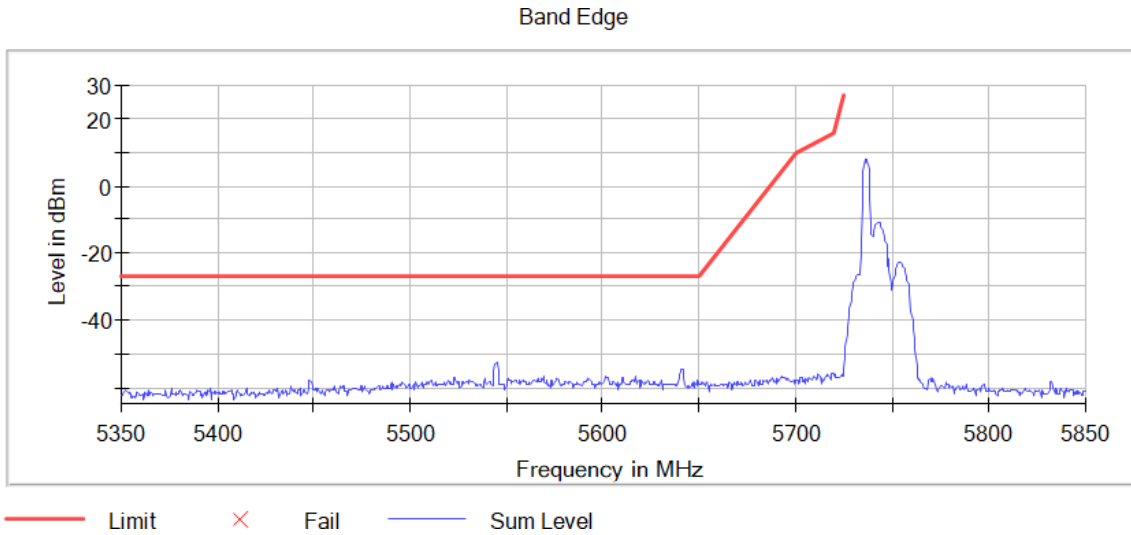
**Active Port = 1+2, Frequency MHz = 5240.00000, Modulation = 802.11ax HE20 (OFDMA MCS0), MIMO Mode = MIMO CCD Mode 2x2, Measurement Point = 1**

**Images:**



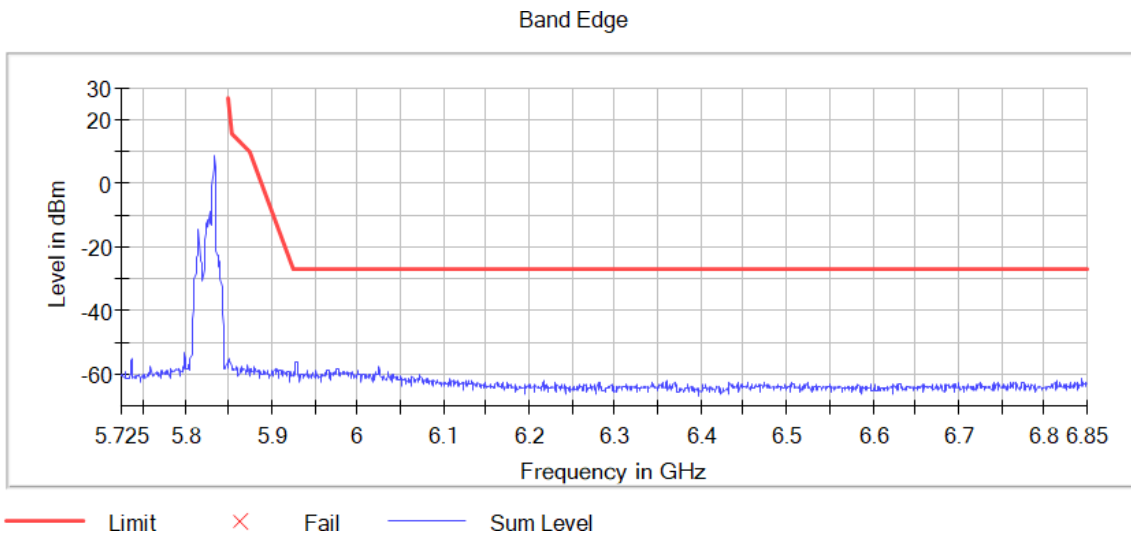
Active Port = 1+2, Frequency MHz = 5745.00000, Modulation = 802.11ax HE20 (OFDMA MCS0), MIMO Mode = MIMO CCD Mode 2x2, Measurement Point = 1

Images:



Active Port = 1+2, Frequency MHz = 5825.00000, Modulation = 802.11ax HE20 (OFDMA MCS0), MIMO Mode = MIMO CCD Mode 2x2, Measurement Point = 1

Images:





**Table:**  
 Spectrum Analyzer Parameters

Setting	Instrument Value	Target Value
Span	Please see the plots	
RBW	1.000 MHz	<= 1.000 MHz
VBW	3.000 MHz	>= 3.000 MHz
SweepPoints	~ 2000	~ 2000
Sweeptime	130.000 ms	AUTO
Reference Level	-20.000 dBm	-20.000 dBm
Attenuation	0.000 dB	AUTO
Detector	MaxPeak	MaxPeak
SweepCount	100	100
Filter	Channel	Channel
Trace Mode	Max Hold	Max Hold
Sweeptype	Sweep	AUTO
Preamp	off	off
Stablemode	Trace	Trace
Stablevalue	0.50 dB	0.50 dB
Run	4 / max. 150	max. 150
Stable	3 / 3	3
Max Stable Difference	0.00 dB	0.50 dB

MIMO Mode: MIMO CCD Mode 2x2

Modulation: 802.11ax HE40 SS1 (OFDMA MCS0)- Full RU

### Results

DUT Frequency: 5190 MHz

Frequency(MHz)	Level(dBm)	Margin(dB)	Limit(dBm)	Result
5149.750000	-39.0	12.0	-27.0	PASS
5149.250000	-39.4	12.4	-27.0	PASS
5148.750000	-39.4	12.4	-27.0	PASS
5148.250000	-39.8	12.8	-27.0	PASS
5147.250000	-40.4	13.4	-27.0	PASS
5146.750000	-40.4	13.4	-27.0	PASS
5147.750000	-40.4	13.4	-27.0	PASS
5145.750000	-40.7	13.7	-27.0	PASS
5146.250000	-40.9	13.9	-27.0	PASS
5145.250000	-41.1	14.1	-27.0	PASS
5144.250000	-41.7	14.7	-27.0	PASS
5144.750000	-41.9	14.9	-27.0	PASS
5143.750000	-42.0	15.0	-27.0	PASS
5143.250000	-42.1	15.1	-27.0	PASS
5142.750000	-42.7	15.7	-27.0	PASS

DUT Frequency: 5230 MHz

Frequency(MHz)	Level(dBm)	Margin(dB)	Limit(dBm)	Result
5351.750000	-54.6	27.6	-27.0	PASS
5358.750000	-54.9	27.9	-27.0	PASS
5355.750000	-55.0	28.0	-27.0	PASS
5350.250000	-55.3	28.3	-27.0	PASS
5371.250000	-55.5	28.5	-27.0	PASS
5357.750000	-55.5	28.5	-27.0	PASS
5350.750000	-55.5	28.5	-27.0	PASS
5364.250000	-55.6	28.6	-27.0	PASS
5357.250000	-55.6	28.6	-27.0	PASS
5374.250000	-55.8	28.8	-27.0	PASS
5354.250000	-55.9	28.9	-27.0	PASS
5367.750000	-55.9	28.9	-27.0	PASS
5353.250000	-55.9	28.9	-27.0	PASS
5366.250000	-56.0	29.0	-27.0	PASS
5359.750000	-56.0	29.0	-27.0	PASS

DUT Frequency: 5755 MHz

Frequency(MHz)	Level(dBm)	Margin(dB)	Limit(dBm)	Result
5149.750000	-39.0	12.0	-27.0	PASS
5149.250000	-39.4	12.4	-27.0	PASS
5148.750000	-39.4	12.4	-27.0	PASS
5148.250000	-39.8	12.8	-27.0	PASS
5147.250000	-40.4	13.4	-27.0	PASS
5146.750000	-40.4	13.4	-27.0	PASS
5147.750000	-40.4	13.4	-27.0	PASS
5145.750000	-40.7	13.7	-27.0	PASS
5146.250000	-40.9	13.9	-27.0	PASS
5145.250000	-41.1	14.1	-27.0	PASS
5144.250000	-41.7	14.7	-27.0	PASS
5144.750000	-41.9	14.9	-27.0	PASS
5143.750000	-42.0	15.0	-27.0	PASS
5143.250000	-42.1	15.1	-27.0	PASS
5142.750000	-42.7	15.7	-27.0	PASS

DUT Frequency: 5795 MHz

Frequency(MHz)	Level(dBm)	Margin(dB)	Limit(dBm)	Result
5351.750000	-54.6	27.6	-27.0	PASS
5358.750000	-54.9	27.9	-27.0	PASS
5355.750000	-55.0	28.0	-27.0	PASS
5350.250000	-55.3	28.3	-27.0	PASS
5371.250000	-55.5	28.5	-27.0	PASS
5357.750000	-55.5	28.5	-27.0	PASS
5350.750000	-55.5	28.5	-27.0	PASS
5364.250000	-55.6	28.6	-27.0	PASS
5357.250000	-55.6	28.6	-27.0	PASS
5374.250000	-55.8	28.8	-27.0	PASS
5354.250000	-55.9	28.9	-27.0	PASS
5367.750000	-55.9	28.9	-27.0	PASS
5353.250000	-55.9	28.9	-27.0	PASS
5366.250000	-56.0	29.0	-27.0	PASS
5359.750000	-56.0	29.0	-27.0	PASS

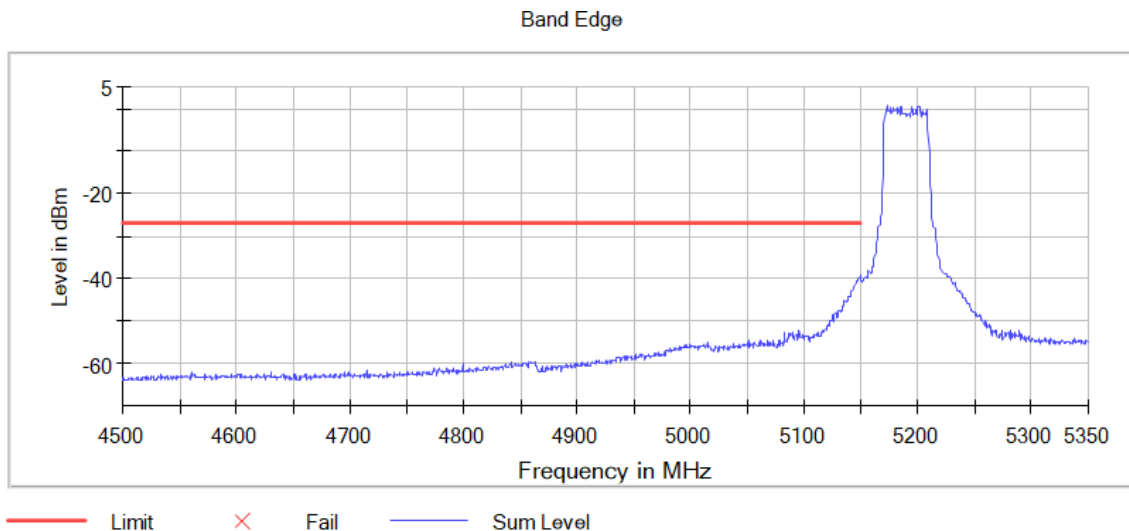
**Verdict**

Pass

**Attachments**

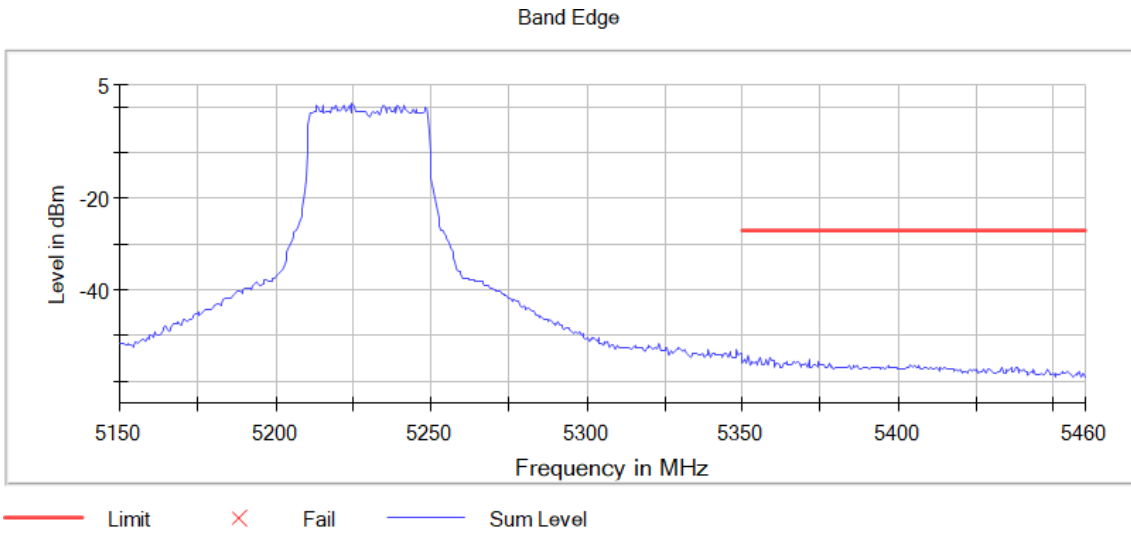
Active Port = 1+2, Frequency MHz = 5190.00000, Modulation = 802.11ax HE40 SS1 (OFDMA MCS0), MIMO Mode = MIMO CCD Mode 2x2, Measurement Point = 1

Images:



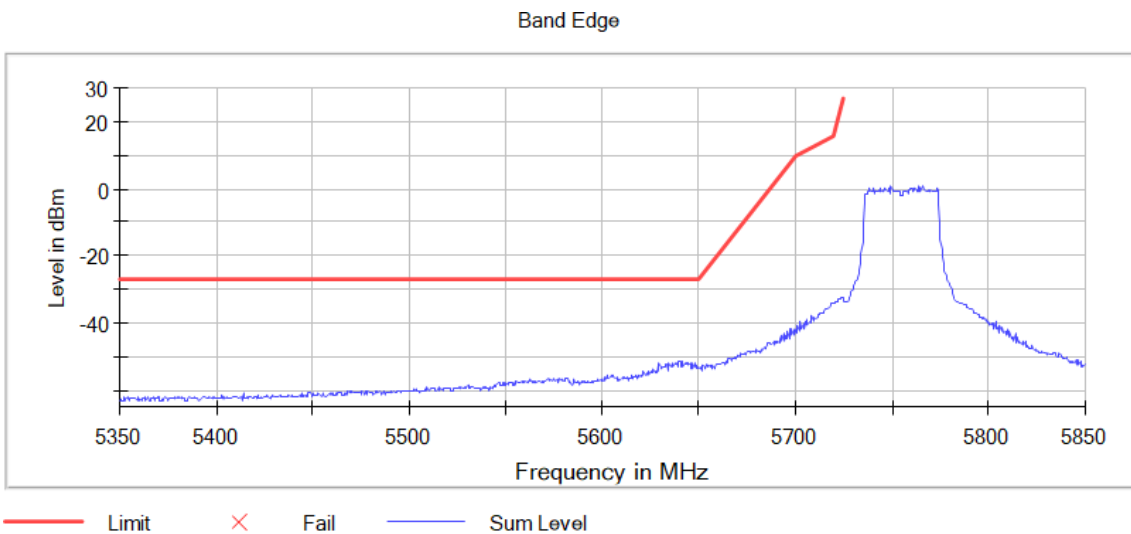
Active Port = 1+2, Frequency MHz = 5230.00000, Modulation = 802.11ax HE40 SS1 (OFDMA MCS0), MIMO Mode = MIMO CCD Mode 2x2, Measurement Point = 1

Images:



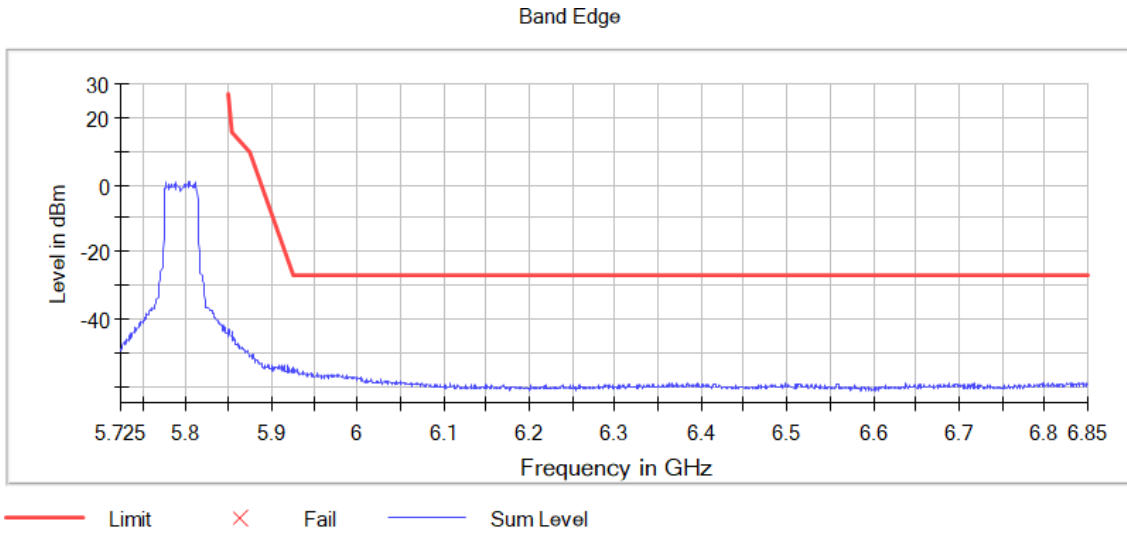
Active Port = 1+2, Frequency MHz = 5755.00000, Modulation = 802.11ax HE40 SS1 (OFDMA MCS0), MIMO Mode = MIMO CCD Mode 2x2, Measurement Point = 1

Images:



Active Port = 1+2, Frequency MHz = 5795.00000, Modulation = 802.11ax HE40 SS1 (OFDMA MCS0), MIMO Mode = MIMO CCD Mode 2x2, Measurement Point = 1

Images:



**Table:**  
 Spectrum Analyzer Parameters

Setting	Instrument Value	Target Value
Span	Please see the plots	
RBW	1.000 MHz	<= 1.000 MHz
VBW	3.000 MHz	>= 3.000 MHz
SweepPoints	~ 2000	~ 2000
Sweeptime	130.000 ms	AUTO
Reference Level	-20.000 dBm	-20.000 dBm
Attenuation	0.000 dB	AUTO
Detector	MaxPeak	MaxPeak
SweepCount	100	100
Filter	Channel	Channel
Trace Mode	Max Hold	Max Hold
Sweeptype	Sweep	AUTO
Preamp	off	off
Stablemode	Trace	Trace
Stablevalue	0.50 dB	0.50 dB
Run	4 / max. 150	max. 150
Stable	3 / 3	3
Max Stable Difference	0.00 dB	0.50 dB

MIMO Mode: MIMO CCD Mode 2x2

Modulation: 802.11ax HE40 (OFDMA MCS0)- Partial RU

### Results

DUT Frequency: 5190 MHz

Frequency(MHz)	Level(dBm)	Margin(dB)	Limit(dBm)	Result
5129.250000	-42.3	15.3	-27.0	PASS
5081.750000	-43.4	16.4	-27.0	PASS
5088.250000	-43.4	16.4	-27.0	PASS
5125.750000	-44.2	17.2	-27.0	PASS
5147.750000	-44.9	17.9	-27.0	PASS
5108.750000	-45.0	18.0	-27.0	PASS
5100.250000	-45.4	18.4	-27.0	PASS
5083.750000	-46.3	19.3	-27.0	PASS
5130.250000	-46.5	19.5	-27.0	PASS
5053.250000	-46.9	19.9	-27.0	PASS
5061.750000	-47.5	20.5	-27.0	PASS
5110.750000	-47.8	20.8	-27.0	PASS
5090.750000	-48.5	21.5	-27.0	PASS
5072.750000	-48.8	21.8	-27.0	PASS
5056.250000	-48.9	21.9	-27.0	PASS

DUT Frequency: 5230 MHz

Frequency(MHz)	Level(dBm)	Margin(dB)	Limit(dBm)	Result
5439.750000	-51.7	24.7	-27.0	PASS
5440.250000	-51.8	24.8	-27.0	PASS
5388.750000	-52.2	25.2	-27.0	PASS
5356.250000	-52.2	25.2	-27.0	PASS
5355.250000	-52.3	25.3	-27.0	PASS
5396.750000	-52.3	25.3	-27.0	PASS
5398.250000	-52.3	25.3	-27.0	PASS
5356.750000	-52.4	25.4	-27.0	PASS
5388.250000	-52.4	25.4	-27.0	PASS
5387.250000	-52.4	25.4	-27.0	PASS
5439.250000	-52.5	25.5	-27.0	PASS
5390.750000	-52.5	25.5	-27.0	PASS
5354.250000	-52.5	25.5	-27.0	PASS
5354.750000	-52.5	25.5	-27.0	PASS
5378.250000	-52.6	25.6	-27.0	PASS

DUT Frequency: 5755 MHz

Frequency(MHz)	Level(dBm)	Margin(dB)	Limit(dBm)	Result
5129.250000	-42.3	15.3	-27.0	PASS
5081.750000	-43.4	16.4	-27.0	PASS
5088.250000	-43.4	16.4	-27.0	PASS
5125.750000	-44.2	17.2	-27.0	PASS
5147.750000	-44.9	17.9	-27.0	PASS
5108.750000	-45.0	18.0	-27.0	PASS
5100.250000	-45.4	18.4	-27.0	PASS
5083.750000	-46.3	19.3	-27.0	PASS
5130.250000	-46.5	19.5	-27.0	PASS
5053.250000	-46.9	19.9	-27.0	PASS
5061.750000	-47.5	20.5	-27.0	PASS
5110.750000	-47.8	20.8	-27.0	PASS
5090.750000	-48.5	21.5	-27.0	PASS
5072.750000	-48.8	21.8	-27.0	PASS
5056.250000	-48.9	21.9	-27.0	PASS



DUT Frequency: 5795 MHz

Frequency(MHz)	Level(dBm)	Margin(dB)	Limit(dBm)	Result
5439.750000	-51.7	24.7	-27.0	PASS
5440.250000	-51.8	24.8	-27.0	PASS
5388.750000	-52.2	25.2	-27.0	PASS
5356.250000	-52.2	25.2	-27.0	PASS
5355.250000	-52.3	25.3	-27.0	PASS
5396.750000	-52.3	25.3	-27.0	PASS
5398.250000	-52.3	25.3	-27.0	PASS
5356.750000	-52.4	25.4	-27.0	PASS
5388.250000	-52.4	25.4	-27.0	PASS
5387.250000	-52.4	25.4	-27.0	PASS
5439.250000	-52.5	25.5	-27.0	PASS
5390.750000	-52.5	25.5	-27.0	PASS
5354.250000	-52.5	25.5	-27.0	PASS
5354.750000	-52.5	25.5	-27.0	PASS
5378.250000	-52.6	25.6	-27.0	PASS

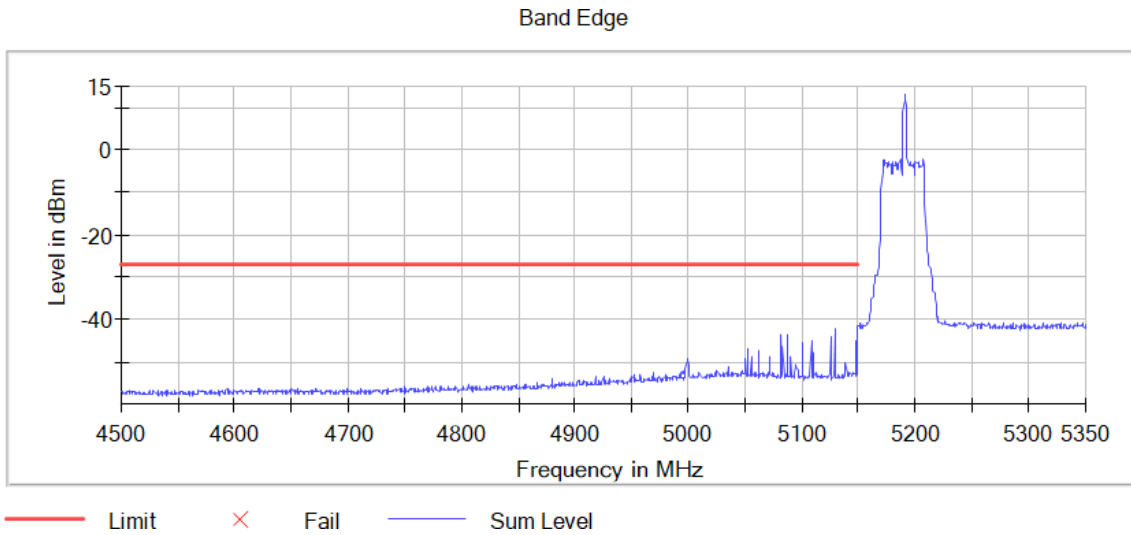
**Verdict**

Pass

**Attachments**

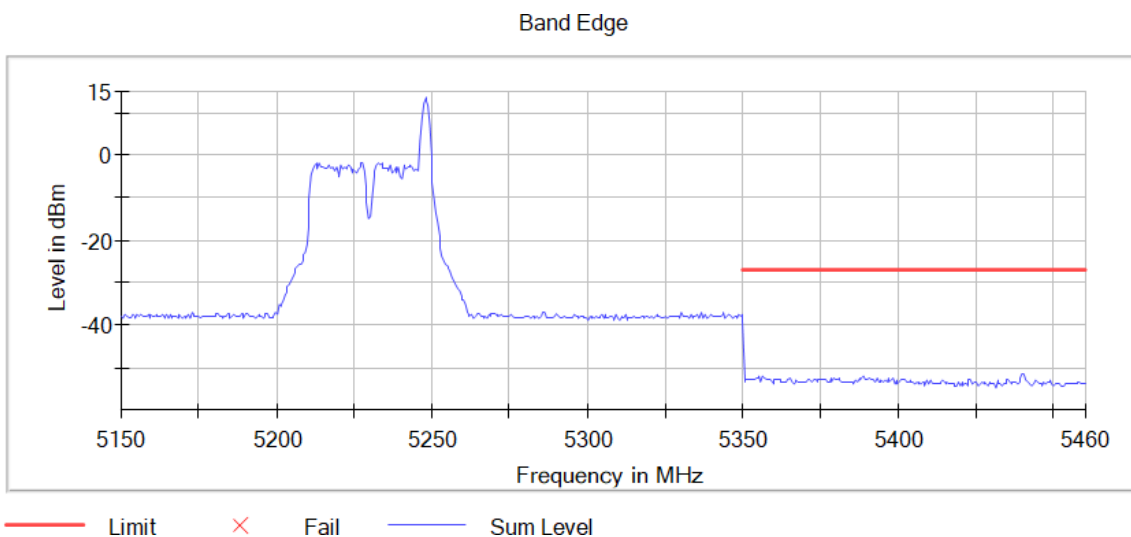
**Active Port = 1+2, Frequency MHz = 5190.00000, Modulation = 802.11ax HE40 (OFDMA MCS0), MIMO Mode = MIMO CCD Mode 2x2, Measurement Point = 1**

**Images:**



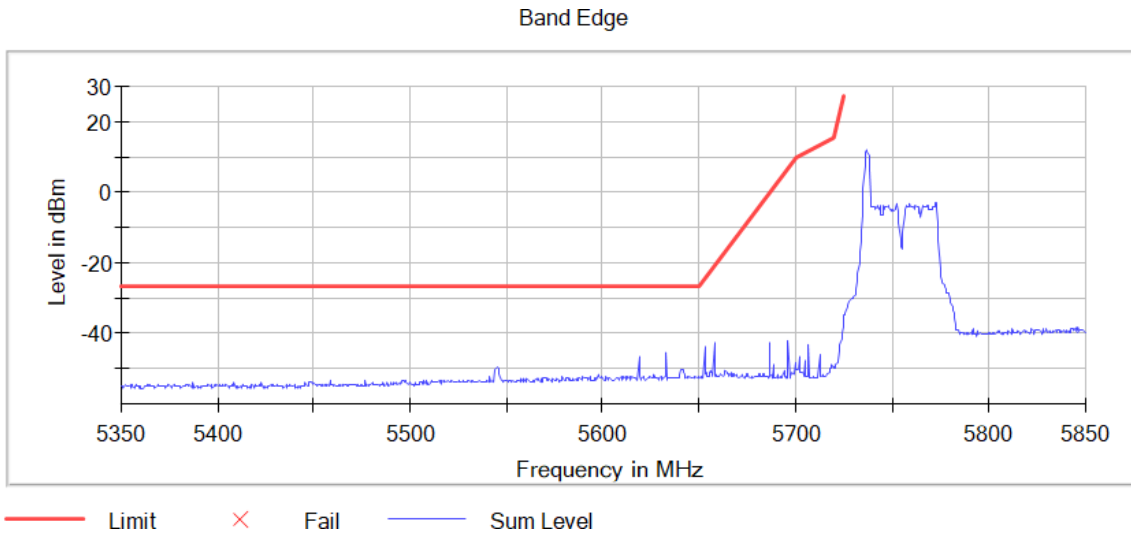
**Active Port = 1+2, Frequency MHz = 5230.00000, Modulation = 802.11ax HE40 (OFDMA MCS0), MIMO Mode = MIMO CCD Mode 2x2, Measurement Point = 1**

**Images:**



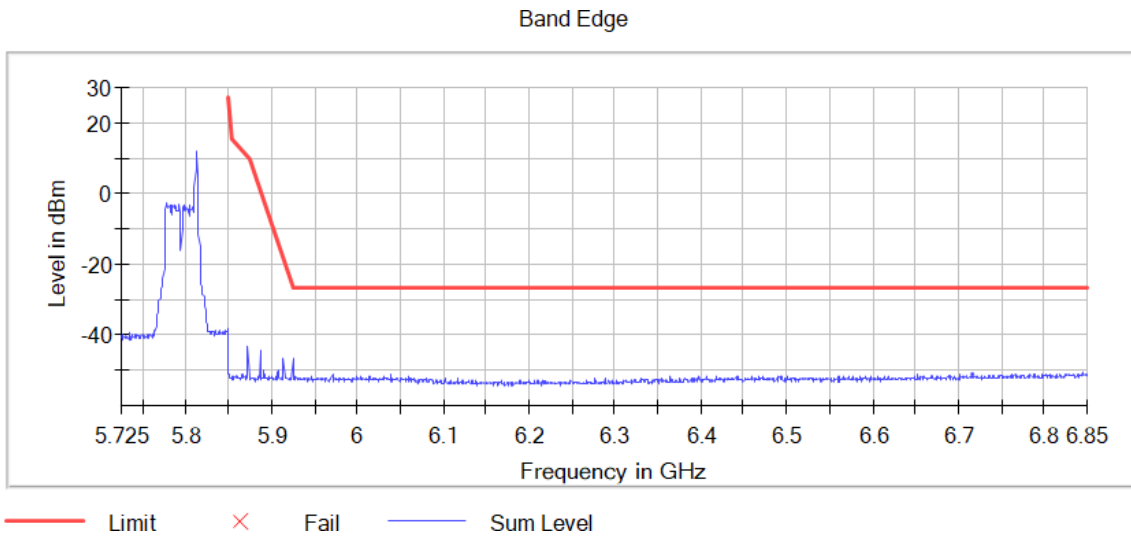
Active Port = 1+2, Frequency MHz = 5755.00000, Modulation = 802.11ax HE40 (OFDMA MCS0), MIMO Mode = MIMO CCD Mode 2x2, Measurement Point = 1

Images:



Active Port = 1+2, Frequency MHz = 5795.00000, Modulation = 802.11ax HE40 (OFDMA MCS0), MIMO Mode = MIMO CCD Mode 2x2, Measurement Point = 1

Images:



**Table:**  
 Spectrum Analyzer Parameters

Setting	Instrument Value	Target Value
Span	Please see the plots	
RBW	1.000 MHz	<= 1.000 MHz
VBW	3.000 MHz	>= 3.000 MHz
SweepPoints	~ 2000	~ 2000
Sweeptime	130.000 ms	AUTO
Reference Level	-20.000 dBm	-20.000 dBm
Attenuation	0.000 dB	AUTO
Detector	MaxPeak	MaxPeak
SweepCount	100	100
Filter	Channel	Channel
Trace Mode	Max Hold	Max Hold
Sweeptype	Sweep	AUTO
Preamp	off	off
Stablemode	Trace	Trace
Stablevalue	0.50 dB	0.50 dB
Run	4 / max. 150	max. 150
Stable	3 / 3	3
Max Stable Difference	0.00 dB	0.50 dB

MIMO Mode: MIMO CCD Mode 2x2

Modulation: 802.11ax HE80 SS1 (OFDM MCS0)- Full RU

**Results**

DUT Frequency: 5210 MHz

Frequency(MHz)	Level(dBm)	Margin(dB)	Limit(dBm)	Result
5149.750000	-35.5	8.5	-27.0	PASS
5148.750000	-35.5	8.5	-27.0	PASS
5147.250000	-35.6	8.6	-27.0	PASS
5149.250000	-35.6	8.6	-27.0	PASS
5145.750000	-35.6	8.6	-27.0	PASS
5146.750000	-35.9	8.9	-27.0	PASS
5147.750000	-36.2	9.2	-27.0	PASS
5144.250000	-36.3	9.3	-27.0	PASS
5142.750000	-36.6	9.6	-27.0	PASS
5148.250000	-36.6	9.6	-27.0	PASS
5144.750000	-36.6	9.6	-27.0	PASS
5146.250000	-36.7	9.7	-27.0	PASS
5143.250000	-36.7	9.7	-27.0	PASS
5140.750000	-37.0	10.0	-27.0	PASS
5143.750000	-37.1	10.1	-27.0	PASS

Frequency(MHz)	Level(dBm)	Margin(dB)	Limit(dBm)	Result
5374.750000	-56.6	29.6	-27.0	PASS
5371.250000	-56.9	29.9	-27.0	PASS
5379.750000	-56.9	29.9	-27.0	PASS
5365.250000	-57.1	30.1	-27.0	PASS
5378.750000	-57.1	30.1	-27.0	PASS
5389.750000	-57.2	30.2	-27.0	PASS
5359.250000	-57.2	30.2	-27.0	PASS
5359.750000	-57.2	30.2	-27.0	PASS
5368.750000	-57.2	30.2	-27.0	PASS
5369.250000	-57.2	30.2	-27.0	PASS
5354.250000	-57.2	30.2	-27.0	PASS
5364.750000	-57.2	30.2	-27.0	PASS
5380.750000	-57.3	30.3	-27.0	PASS
5389.250000	-57.3	30.3	-27.0	PASS
5410.750000	-57.3	30.3	-27.0	PASS

DUT Frequency: 5775 MHz

Frequency(MHz)	Level(dBm)	Margin(dB)	Limit(dBm)	Result
5149.750000	-35.5	8.5	-27.0	PASS
5148.750000	-35.5	8.5	-27.0	PASS
5147.250000	-35.6	8.6	-27.0	PASS
5149.250000	-35.6	8.6	-27.0	PASS
5145.750000	-35.6	8.6	-27.0	PASS
5146.750000	-35.9	8.9	-27.0	PASS
5147.750000	-36.2	9.2	-27.0	PASS
5144.250000	-36.3	9.3	-27.0	PASS
5142.750000	-36.6	9.6	-27.0	PASS
5148.250000	-36.6	9.6	-27.0	PASS
5144.750000	-36.6	9.6	-27.0	PASS
5146.250000	-36.7	9.7	-27.0	PASS
5143.250000	-36.7	9.7	-27.0	PASS
5140.750000	-37.0	10.0	-27.0	PASS
5143.750000	-37.1	10.1	-27.0	PASS
5925.250000	-47.6	20.6	-27.0	PASS
6814.750000	-48.1	21.1	-27.0	PASS
5927.750000	-48.2	21.2	-27.0	PASS
6849.750000	-48.2	21.2	-27.0	PASS
6850.000000	-48.2	21.2	-27.0	PASS
5926.750000	-48.4	21.4	-27.0	PASS
6812.250000	-48.5	21.5	-27.0	PASS
6849.250000	-48.5	21.5	-27.0	PASS
5930.250000	-48.5	21.5	-27.0	PASS
6845.250000	-48.5	21.5	-27.0	PASS
5929.250000	-48.5	21.5	-27.0	PASS
6806.250000	-48.6	21.6	-27.0	PASS
6787.750000	-48.6	21.6	-27.0	PASS
6842.250000	-48.6	21.6	-27.0	PASS
6846.750000	-48.6	21.6	-27.0	PASS

**Verdict**

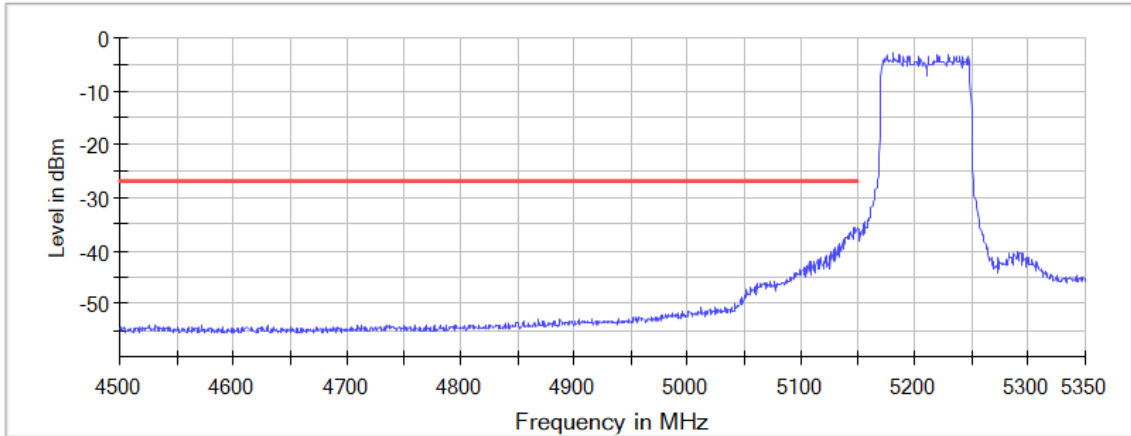
Pass

**Attachments**

**Active Port = 1+2, Frequency MHz = 5210.00000, Modulation = 802.11ax HE80 SS1 (OFDM MCS0), MIMO Mode = MIMO CCD Mode 2x2, Measurement Point = 1**

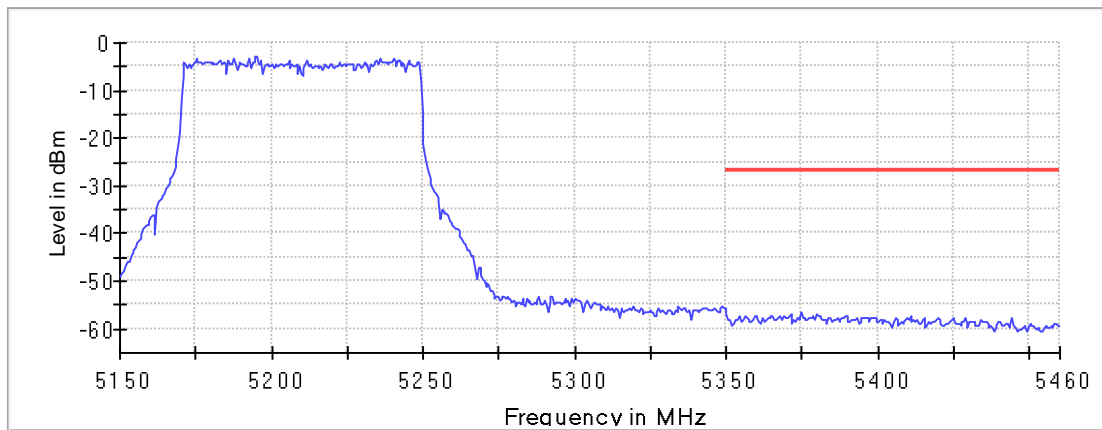
**Images:**

Band Edge



— Limit    × Fail    — Sum Level

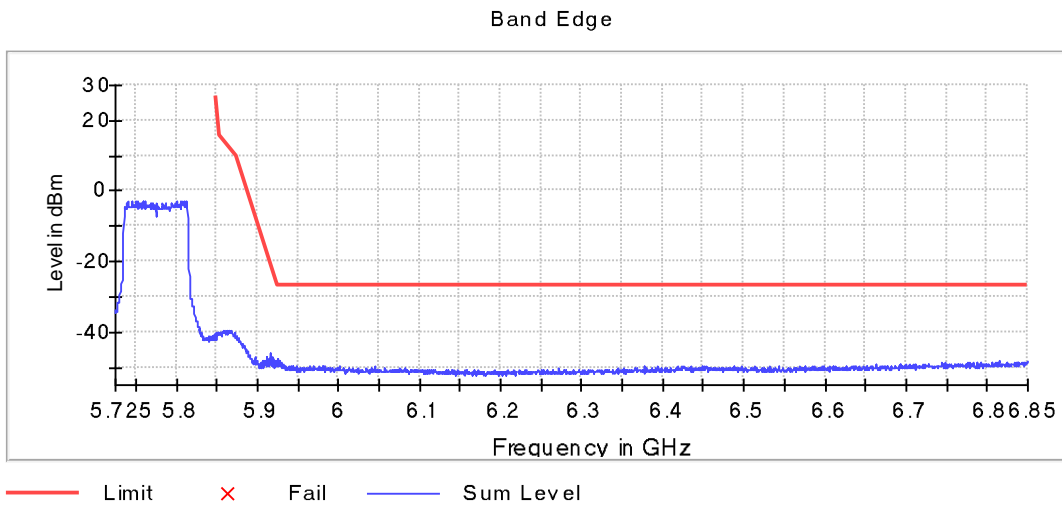
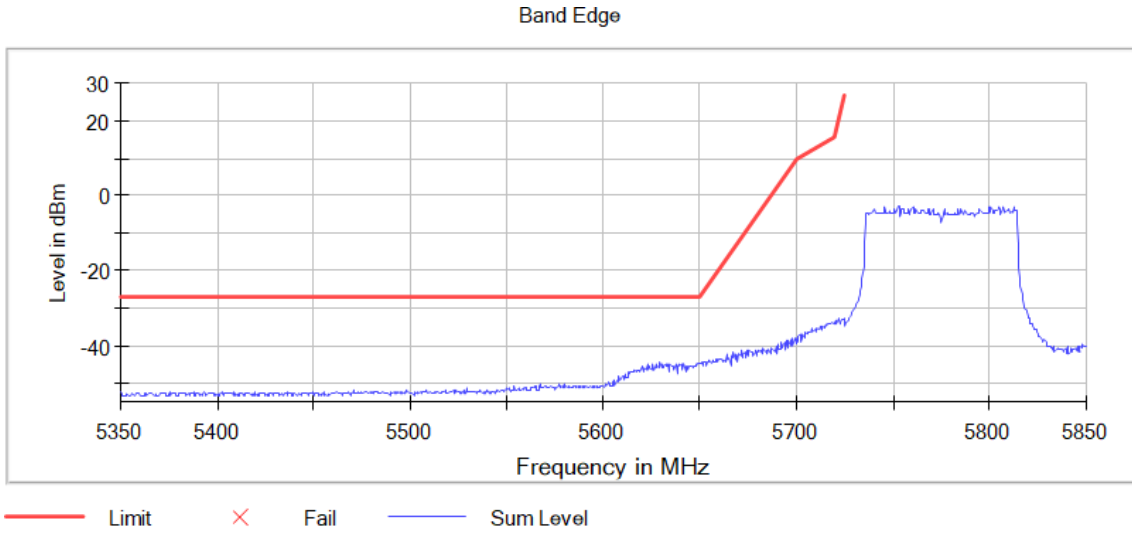
Band Edge



— Limit    × Fail    — Sum Level

Active Port = 1+2, Frequency MHz = 5775.00000, Modulation = 802.11ax HE80 SS1 (OFDM MCS0), MIMO Mode = MIMO CCD Mode 2x2, Measurement Point = 1

Images:





**Table:**  
 Spectrum Analyzer Parameters

Setting	Instrument Value	Target Value
Span	Please see the plots	
RBW	1.000 MHz	<= 1.000 MHz
VBW	3.000 MHz	>= 3.000 MHz
SweepPoints	~ 2000	~ 2000
Sweeptime	130.000 ms	AUTO
Reference Level	-20.000 dBm	-20.000 dBm
Attenuation	0.000 dB	AUTO
Detector	MaxPeak	MaxPeak
SweepCount	100	100
Filter	Channel	Channel
Trace Mode	Max Hold	Max Hold
Sweeptype	Sweep	AUTO
Preamp	off	off
Stablemode	Trace	Trace
Stablevalue	0.50 dB	0.50 dB
Run	4 / max. 150	max. 150
Stable	3 / 3	3
Max Stable Difference	0.00 dB	0.50 dB

MIMO Mode: MIMO CCD Mode 2x2

Modulation: 802.11ax HE80 SS1 (OFDMA MCS0)- Partial RU

**Results**

DUT Frequency: 5210 MHz

Frequency(MHz)	Level(dBm)	Margin(dB)	Limit(dBm)	Result
4979.250000	-47.2	20.2	-27.0	PASS
4979.750000	-47.4	20.4	-27.0	PASS
4980.250000	-48.1	21.1	-27.0	PASS
4980.750000	-48.3	21.3	-27.0	PASS
5020.750000	-48.5	21.5	-27.0	PASS
5148.750000	-48.6	21.6	-27.0	PASS
5020.250000	-48.8	21.8	-27.0	PASS
5149.750000	-48.8	21.8	-27.0	PASS
5018.750000	-49.0	22.0	-27.0	PASS
5018.250000	-49.1	22.1	-27.0	PASS
5095.250000	-49.4	22.4	-27.0	PASS
5134.250000	-49.4	22.4	-27.0	PASS
5019.250000	-49.5	22.5	-27.0	PASS
5019.750000	-49.6	22.6	-27.0	PASS
5021.750000	-49.6	22.6	-27.0	PASS

Frequency(MHz)	Level(dBm)	Margin(dB)	Limit(dBm)	Result
5440.250000	-53.9	26.9	-27.0	PASS
5440.750000	-54.3	27.3	-27.0	PASS
5402.250000	-54.5	27.5	-27.0	PASS
5399.250000	-54.6	27.6	-27.0	PASS
5439.250000	-54.9	27.9	-27.0	PASS
5400.750000	-55.1	28.1	-27.0	PASS
5392.250000	-55.1	28.1	-27.0	PASS
5401.750000	-55.2	28.2	-27.0	PASS
5391.750000	-55.3	28.3	-27.0	PASS
5396.750000	-55.3	28.3	-27.0	PASS
5410.250000	-55.3	28.3	-27.0	PASS
5439.750000	-55.5	28.5	-27.0	PASS
5401.250000	-55.5	28.5	-27.0	PASS
5390.750000	-55.5	28.5	-27.0	PASS
5399.750000	-55.5	28.5	-27.0	PASS

DUT Frequency: 5775 MHz

Frequency(MHz)	Level(dBm)	Margin(dB)	Limit(dBm)	Result
5544.250000	-51.0	24.0	-27.0	PASS
5544.750000	-51.2	24.2	-27.0	PASS
5545.250000	-51.4	24.4	-27.0	PASS
5545.750000	-51.9	24.9	-27.0	PASS
5543.750000	-53.8	26.8	-27.0	PASS
5592.750000	-54.9	27.9	-27.0	PASS
5614.250000	-55.0	28.0	-27.0	PASS
5594.250000	-55.2	28.2	-27.0	PASS
5593.250000	-55.3	28.3	-27.0	PASS
5594.750000	-55.3	28.3	-27.0	PASS
5546.250000	-55.3	28.3	-27.0	PASS
5586.750000	-55.4	28.4	-27.0	PASS
5587.750000	-55.5	28.5	-27.0	PASS
5623.750000	-55.5	28.5	-27.0	PASS
5624.250000	-55.5	28.5	-27.0	PASS
5929.250000	-54.8	27.8	-27.0	PASS
5928.250000	-54.8	27.8	-27.0	PASS
5928.750000	-55.1	28.1	-27.0	PASS
5929.750000	-55.7	28.7	-27.0	PASS
5930.250000	-56.1	29.1	-27.0	PASS
5927.750000	-56.2	29.2	-27.0	PASS
5955.750000	-56.6	29.6	-27.0	PASS
5927.250000	-56.6	29.6	-27.0	PASS
5935.250000	-56.6	29.6	-27.0	PASS
5926.250000	-56.7	29.7	-27.0	PASS
5925.250000	-56.9	29.9	-27.0	PASS
5948.750000	-56.9	29.9	-27.0	PASS
5934.750000	-56.9	29.9	-27.0	PASS
5926.750000	-57.0	30.0	-27.0	PASS
5965.750000	-57.1	30.1	-27.0	PASS

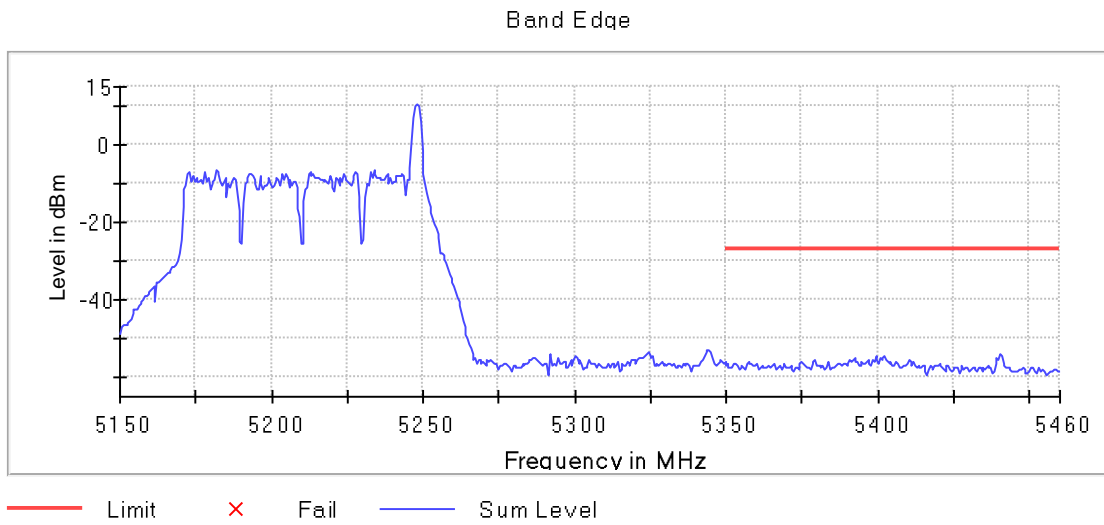
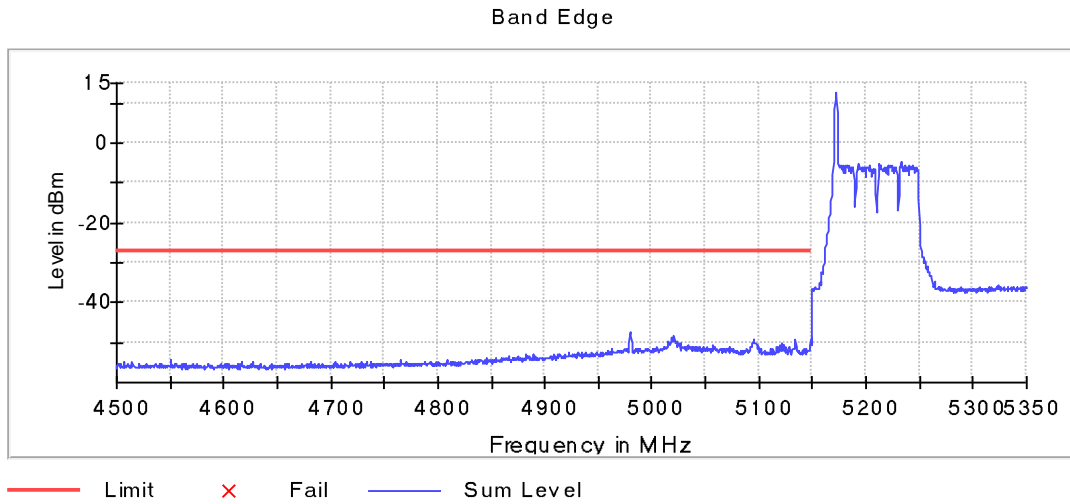
**Verdict**

Pass

**Attachments**

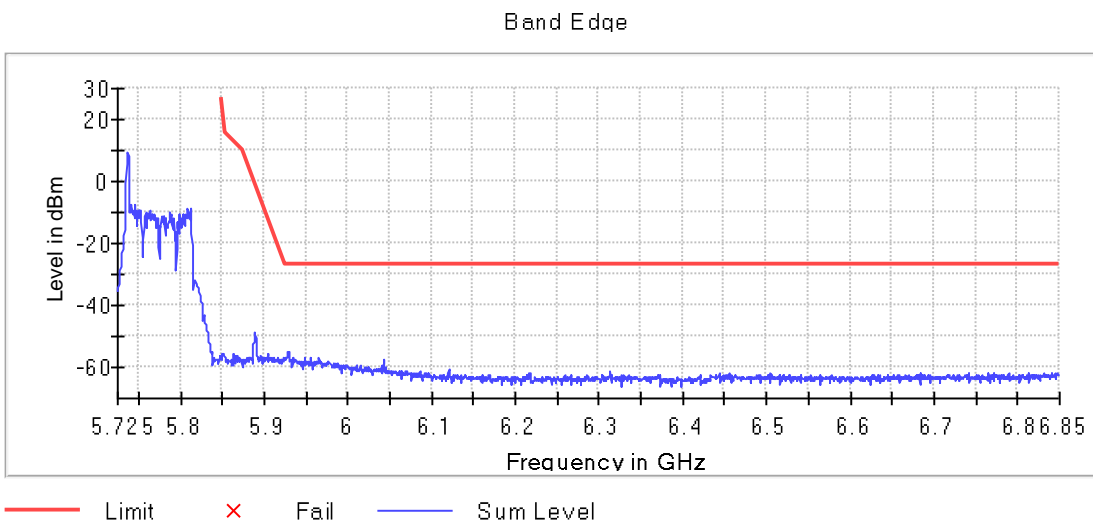
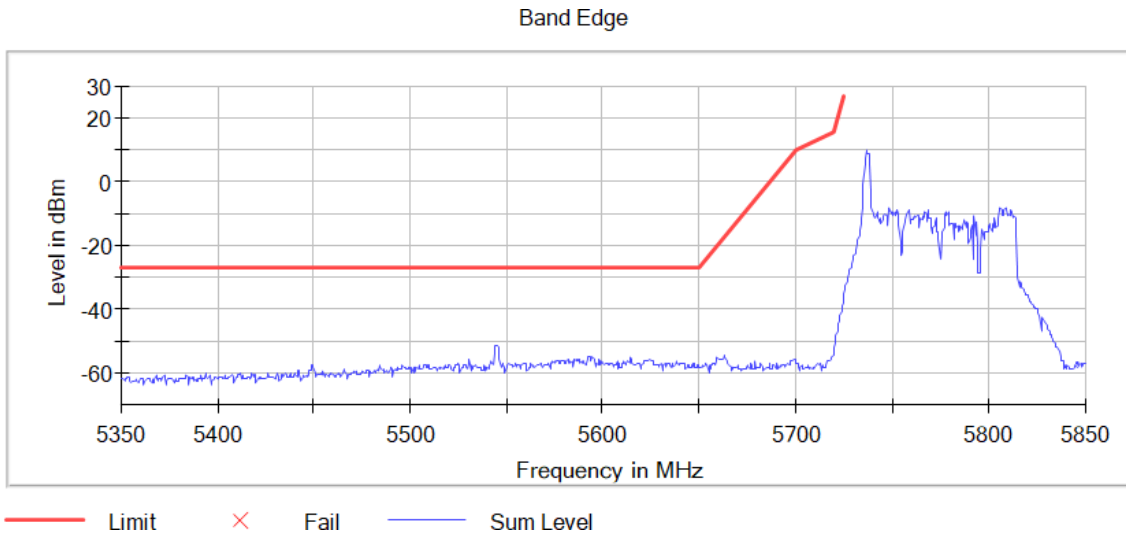
**Active Port = 1+2, Frequency MHz = 5210.00000, Modulation = 802.11ax HE80 SS1 (OFDMA MCS0), MIMO Mode = MIMO CCD Mode 2x2, Measurement Point = 1**

**Images:**



Active Port = 1+2, Frequency MHz = 5775.00000, Modulation = 802.11ax HE80 SS1 (OFDMA MCS0), MIMO Mode = MIMO CCD Mode 2x2, Measurement Point = 1

Images:



**Table:**  
 Spectrum Analyzer Parameters

Setting	Instrument Value	Target Value
Span	Please see the plots	
RBW	1.000 MHz	<= 1.000 MHz
VBW	3.000 MHz	>= 3.000 MHz
SweepPoints	~ 2000	~ 2000
Sweeptime	130.000 ms	AUTO
Reference Level	-20.000 dBm	-20.000 dBm
Attenuation	0.000 dB	AUTO
Detector	MaxPeak	MaxPeak
SweepCount	100	100
Filter	Channel	Channel
Trace Mode	Max Hold	Max Hold
Sweeptype	Sweep	AUTO
Preamp	off	off
Stablemode	Trace	Trace
Stablevalue	0.50 dB	0.50 dB
Run	4 / max. 150	max. 150
Stable	3 / 3	3
Max Stable Difference	0.00 dB	0.50 dB

FCC 15.407 (e) / RSS 247 6.2.4.1 6 dB Emission Bandwidth

**Limits**

For equipment operating in the band 5725-5850 MHz, the minimum 6 dB bandwidth shall be at least 500 kHz.

MIMO Mode: MIMO CCD Mode 2x2

Modulation: 802.11a (OFDM 6 Mbit/s)

**Results**

Port	Freq (MHz)	# of Tx Chains	26Ebw (MHz)
1+2	5745.00000	2	16.550
1+2	5785.00000	2	16.550
1+2	5825.00000	2	16.550

**Verdict**

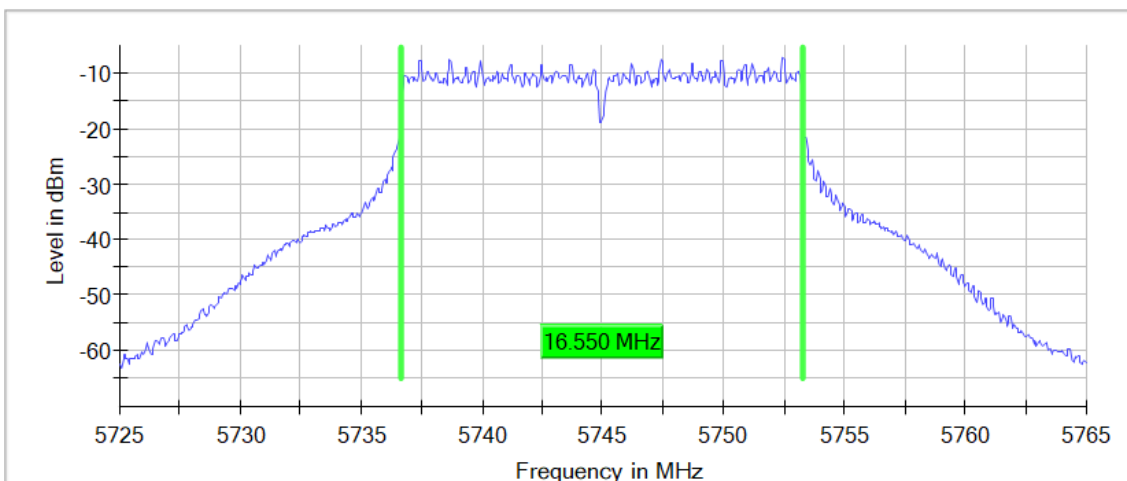
Pass

**Attachments**

Active Port = 1+2, Frequency MHz = 5745.00000, Modulation = 802.11a (OFDM 6 Mbit/s), MIMO Mode = MIMO CCD Mode 2x2, Number of Transmission Chains = 2

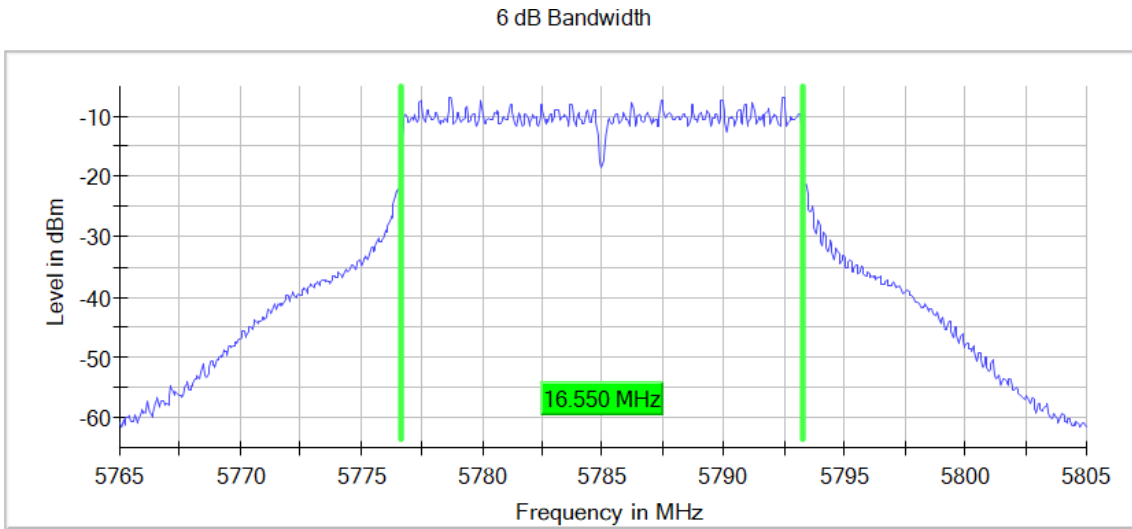
**Images:**

6 dB Bandwidth



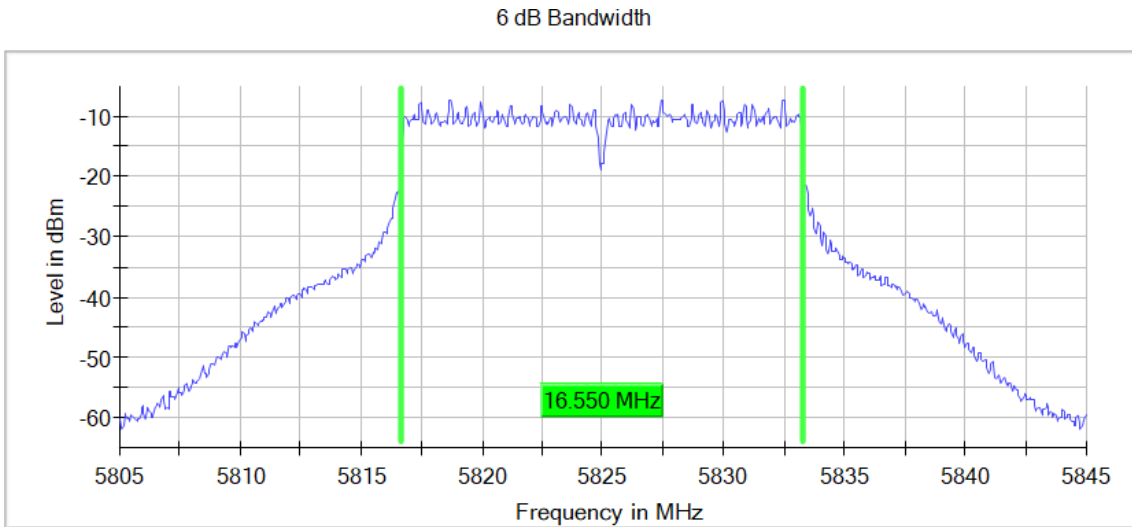
**Active Port = 1+2, Frequency MHz = 5785.00000, Modulation = 802.11a (OFDM 6 Mbit/s), MIMO Mode = MIMO CCD Mode 2x2, Number of Transmission Chains = 2**

Images:



**Active Port = 1+2, Frequency MHz = 5825.00000, Modulation = 802.11a (OFDM 6 Mbit/s), MIMO Mode = MIMO CCD Mode 2x2, Number of Transmission Chains = 2**

Images:





**Tables:**  
 Spectrum Analyzer Parameters

Setting	Instrument Value	Target Value
Span	40.000 MHz	40.000 MHz
RBW	100.000 kHz	~ 100.000 kHz
VBW	300.000 kHz	~ 300.000 kHz
SweepPoints	800	~ 800
Sweeptime	1.040 ms	AUTO
Reference Level	0.000 dBm	0.000 dBm
Attenuation	10.000 dB	AUTO
Detector	MaxPeak	MaxPeak
SweepCount	200	200
Filter	3 dB	3 dB
Trace Mode	Max Hold	Max Hold
Sweeptype	Sweep	AUTO
Preamp	off	off
Stablemode	Trace	Trace
Stablevalue	0.30 dB	0.30 dB
Run	59 / max. 150	max. 150
Stable	5 / 5	5
Max Stable Difference	0.24 dB	0.30 dB

MIMO Mode: MIMO CCD Mode 2x2

Modulation: 802.11n HT20 (OFDM MCS0 6.5 Mbit/s)

**Results**

Port	Freq (MHz)	# of Tx Chains	26Ebw (MHz)
1+2	5745.00000	2	17.850
1+2	5785.00000	2	17.850
1+2	5825.00000	2	17.850

**Verdict**

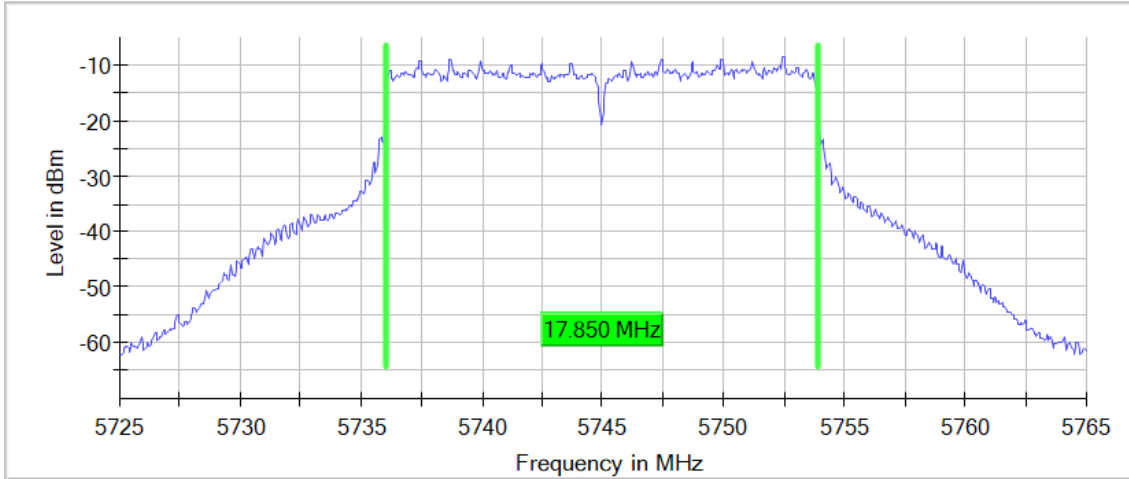
Pass

**Attachments**

**Active Port = 1+2, Frequency MHz = 5745.00000, Modulation = 802.11n HT20 (OFDM MCS0 6.5 Mbit/s),  
MIMO Mode = MIMO CCD Mode 2x2, Number of Transmission Chains = 2**

**Images:**

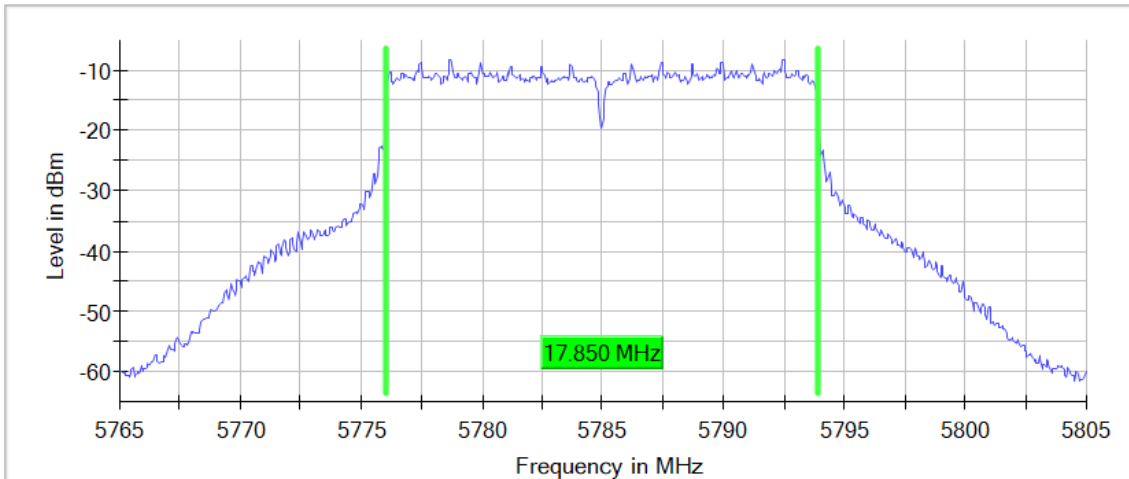
6 dB Bandwidth



**Active Port = 1+2, Frequency MHz = 5785.00000, Modulation = 802.11n HT20 (OFDM MCS0 6.5 Mbit/s),  
MIMO Mode = MIMO CCD Mode 2x2, Number of Transmission Chains = 2**

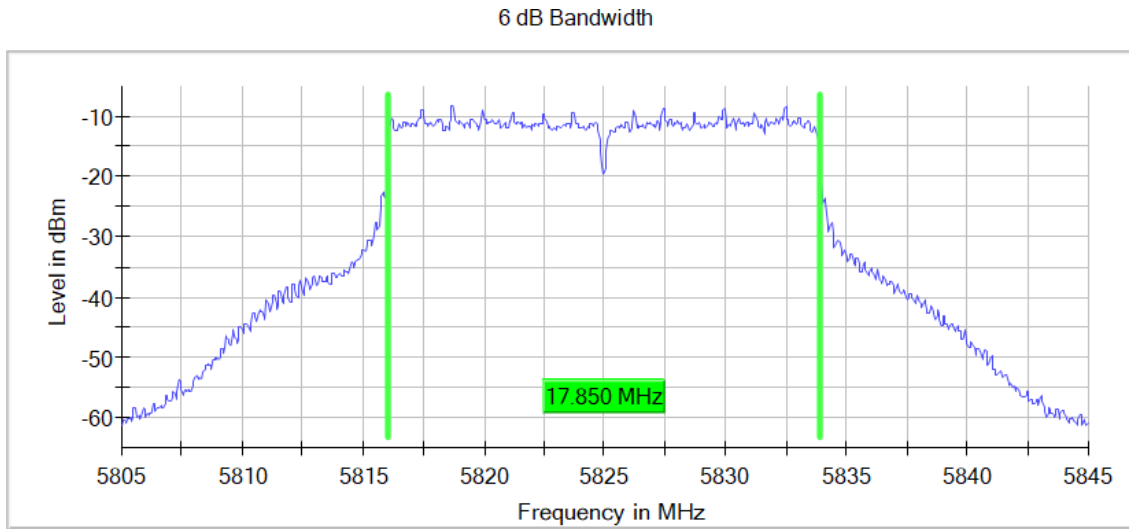
**Images:**

6 dB Bandwidth



**Active Port = 1+2, Frequency MHz = 5825.00000, Modulation = 802.11n HT20 (OFDM MCS0 6.5 Mbit/s),  
 MIMO Mode = MIMO CCD Mode 2x2, Number of Transmission Chains = 2**

**Images:**



**Tables:**

Spectrum Analyzer Parameters

Setting	Instrument Value	Target Value
Span	40.000 MHz	40.000 MHz
RBW	100.000 kHz	~ 100.000 kHz
VBW	300.000 kHz	~ 300.000 kHz
SweepPoints	800	~ 800
Sweptime	1.040 ms	AUTO
Reference Level	0.000 dBm	0.000 dBm
Attenuation	10.000 dB	AUTO
Detector	MaxPeak	MaxPeak
SweepCount	200	200
Filter	3 dB	3 dB
Trace Mode	Max Hold	Max Hold
Sweeptype	Sweep	AUTO
Preamp	off	off
Stablemode	Trace	Trace
Stablevalue	0.30 dB	0.30 dB
Run	42 / max. 150	max. 150
Stable	5 / 5	5
Max Stable Difference	0.19 dB	0.30 dB

MIMO Mode: MIMO CCD Mode 2x2  
Modulation: 802.11n HT40 (OFDM MCS0)

**Results**

Port	Freq (MHz)	# of Tx Chains	26Ebw (MHz)
1+2	5755.00000	2	36.550
1+2	5795.00000	2	36.550

**Verdict**

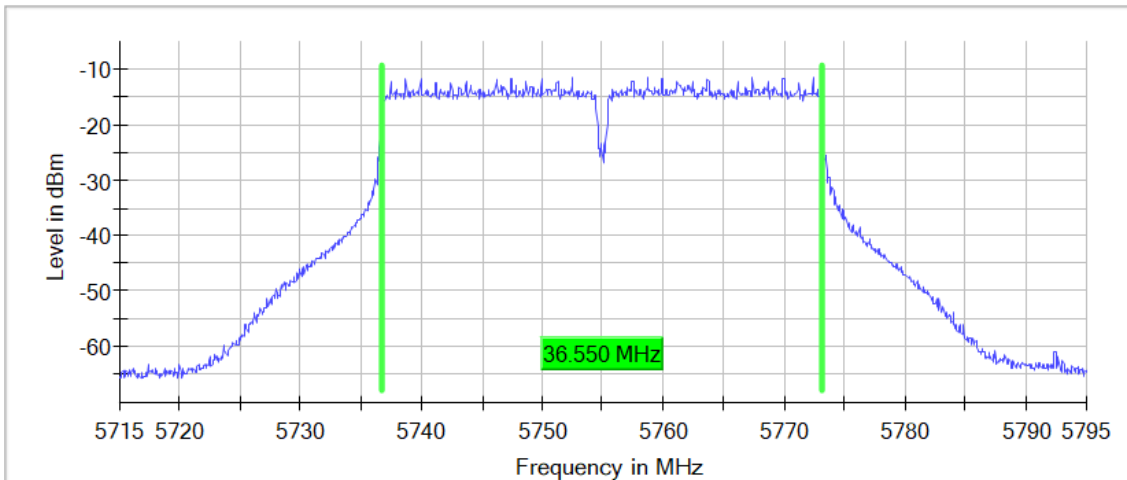
Pass

**Attachments**

Active Port = 1+2, Frequency MHz = 5755.00000, Modulation = 802.11n HT40 (OFDM MCS0), MIMO Mode = MIMO CCD Mode 2x2, Number of Transmission Chains = 2

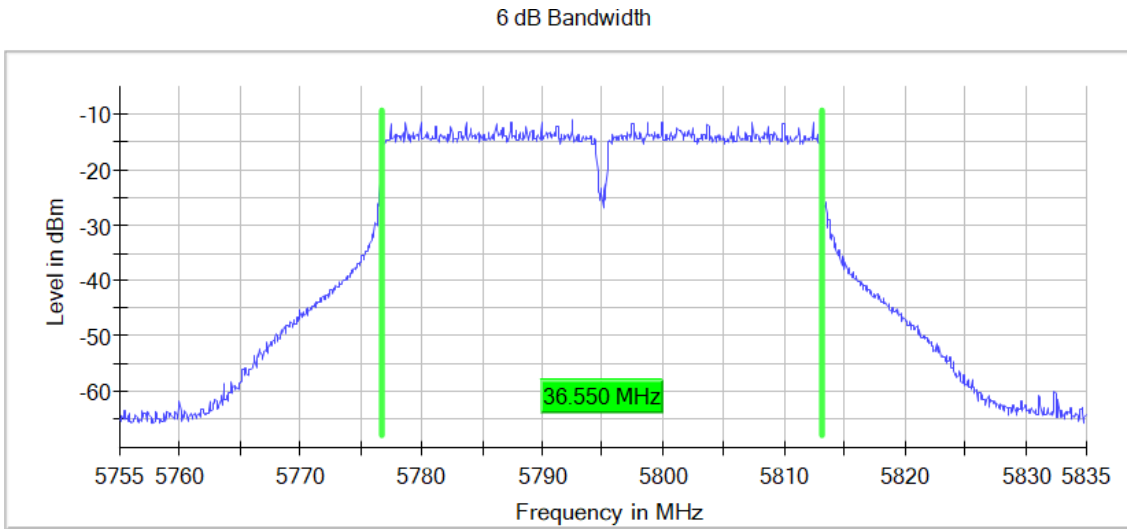
**Images:**

6 dB Bandwidth



**3Active Port = 1+2, Frequency MHz = 5795.00000, Modulation = 802.11n HT40 (OFDM MCS0), MIMO Mode = MIMO CCD Mode 2x2, Number of Transmission Chains = 2**

**Images:**



**Tables:**

Spectrum Analyzer Parameters

Setting	Instrument Value	Target Value
Span	80.000 MHz	80.000 MHz
RBW	100.000 kHz	~ 100.000 kHz
VBW	300.000 kHz	~ 300.000 kHz
SweepPoints	1600	~ 1600
Sweptime	1.600 ms	AUTO
Reference Level	0.000 dBm	0.000 dBm
Attenuation	10.000 dB	AUTO
Detector	MaxPeak	MaxPeak
SweepCount	200	200
Filter	3 dB	3 dB
Trace Mode	Max Hold	Max Hold
Sweeptype	Sweep	AUTO
Preamp	off	off
Stablemode	Trace	Trace
Stablevalue	0.30 dB	0.30 dB
Run	86 / max. 150	max. 150
Stable	5 / 5	5
Max Stable Difference	0.22 dB	0.30 dB

MIMO Mode: MIMO CCD Mode 2x2

Modulation: 802.11ac VHT20 SS1 (OFDM MCS0)

**Results**

Port	Freq (MHz)	# of Tx Chains	26Ebw (MHz)
1+2	5745.00000	2	17.850
1+2	5785.00000	2	17.850
1+2	5825.00000	2	17.850

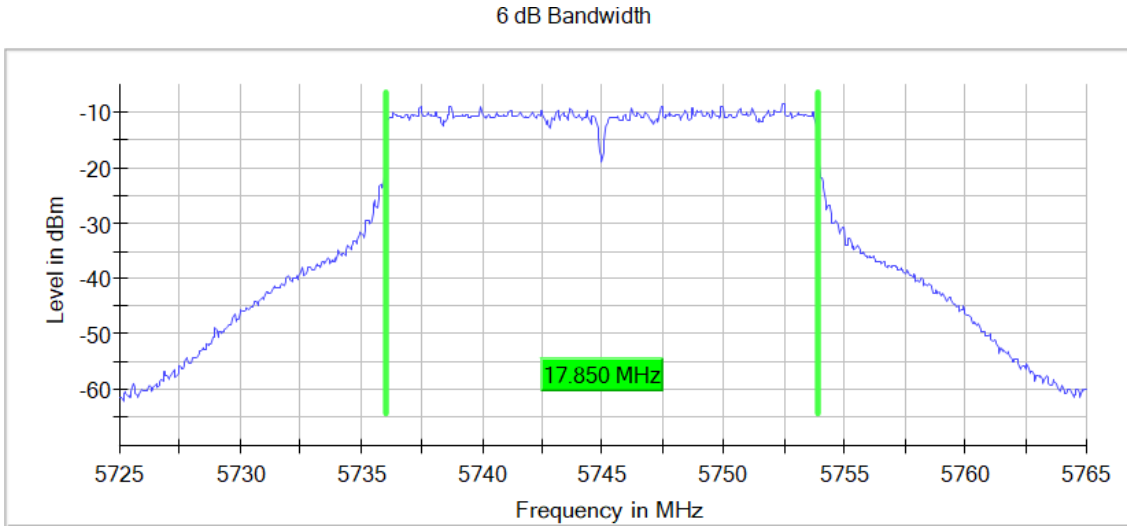
**Verdict**

Pass

**Attachments**

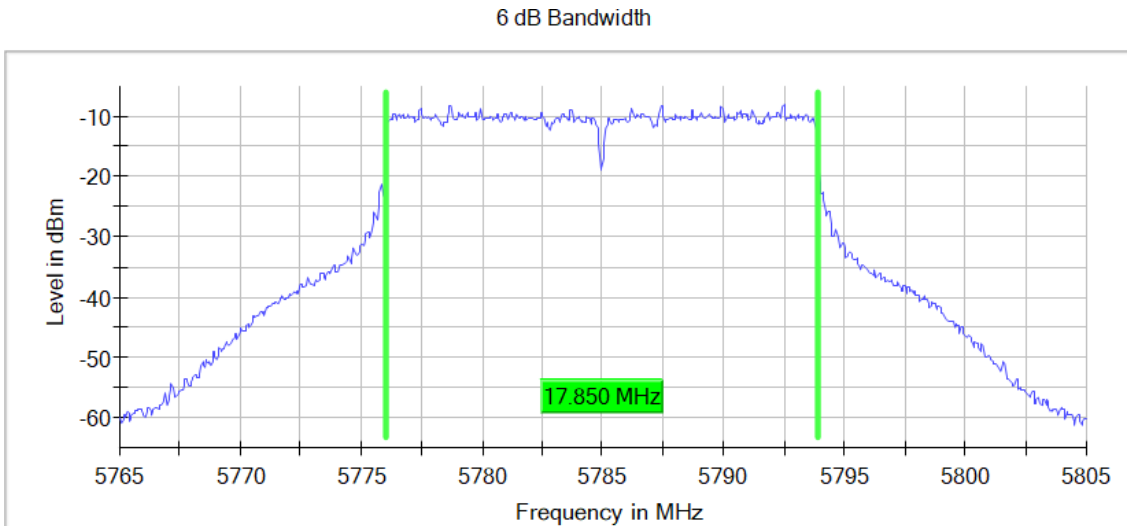
**Active Port = 1+2, Frequency MHz = 5745.00000, Modulation = 802.11ac VHT20 SS1 (OFDM MCS0), MIMO Mode = MIMO CCD Mode 2x2, Number of Transmission Chains = 2**

**Images:**



**Active Port = 1+2, Frequency MHz = 5785.00000, Modulation = 802.11ac VHT20 SS1 (OFDM MCS0), MIMO Mode = MIMO CCD Mode 2x2, Number of Transmission Chains = 2**

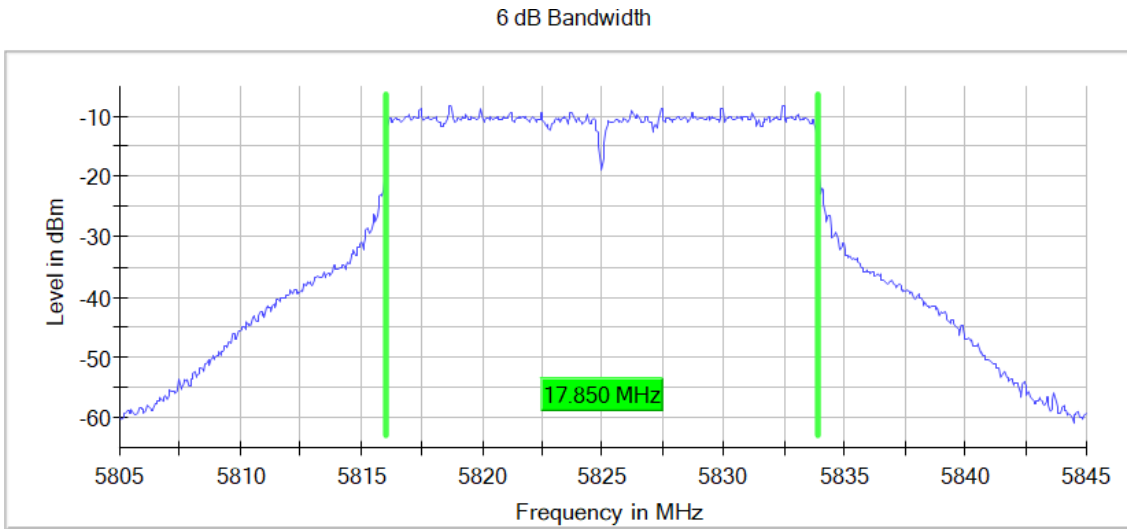
**Images:**





**Active Port = 1+2, Frequency MHz = 5825.00000, Modulation = 802.11ac VHT20 SS1 (OFDM MCS0), MIMO Mode = MIMO CCD Mode 2x2, Number of Transmission Chains = 2**

**Images:**



**Tables:**

Spectrum Analyzer Parameters

Setting	Instrument Value	Target Value
Span	40.000 MHz	40.000 MHz
RBW	100.000 kHz	~ 100.000 kHz
VBW	300.000 kHz	~ 300.000 kHz
SweepPoints	800	~ 800
Sweptime	1.040 ms	AUTO
Reference Level	0.000 dBm	0.000 dBm
Attenuation	10.000 dB	AUTO
Detector	MaxPeak	MaxPeak
SweepCount	200	200
Filter	3 dB	3 dB
Trace Mode	Max Hold	Max Hold
Sweeptype	Sweep	AUTO
Preamp	off	off
Stablemode	Trace	Trace
Stablevalue	0.30 dB	0.30 dB
Run	130 / max. 150	max. 150
Stable	5 / 5	5
Max Stable Difference	0.00 dB	0.30 dB

MIMO Mode: MIMO CCD Mode 2x2

Modulation: 802.11ac VHT40 SS1 (OFDM MCS0)

**Results**

Port	Freq (MHz)	# of Tx Chains	6dB BW (MHz)
2	5755.00000	2	36.550
2	5795.00000	2	36.550

**Verdict**

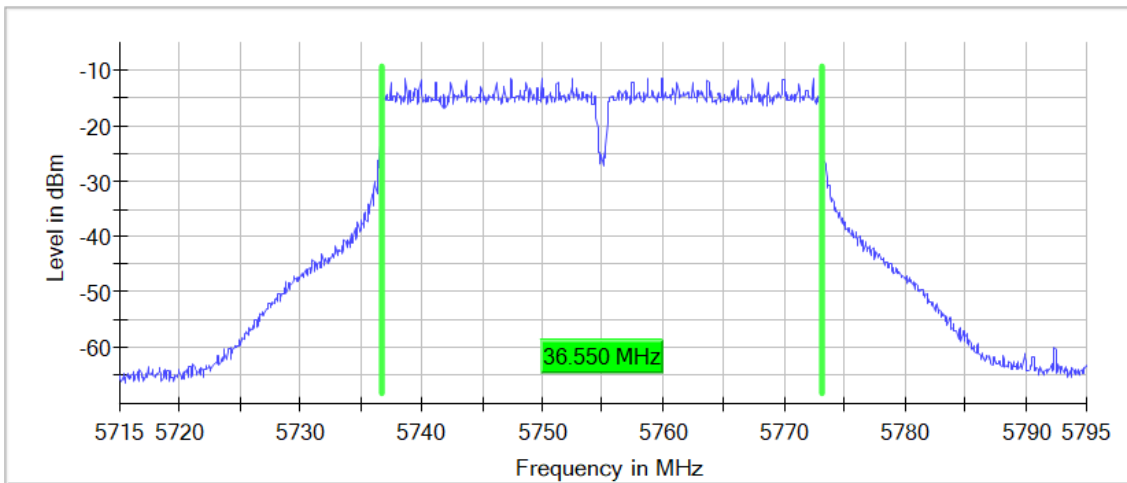
Pass

**Attachments**

Active Port = 1+2, Frequency MHz = 5755.00000, Modulation = 802.11ac VHT40 SS1 (OFDM MCS0), MIMO Mode = MIMO CCD Mode 2x2, Number of Transmission Chains = 2

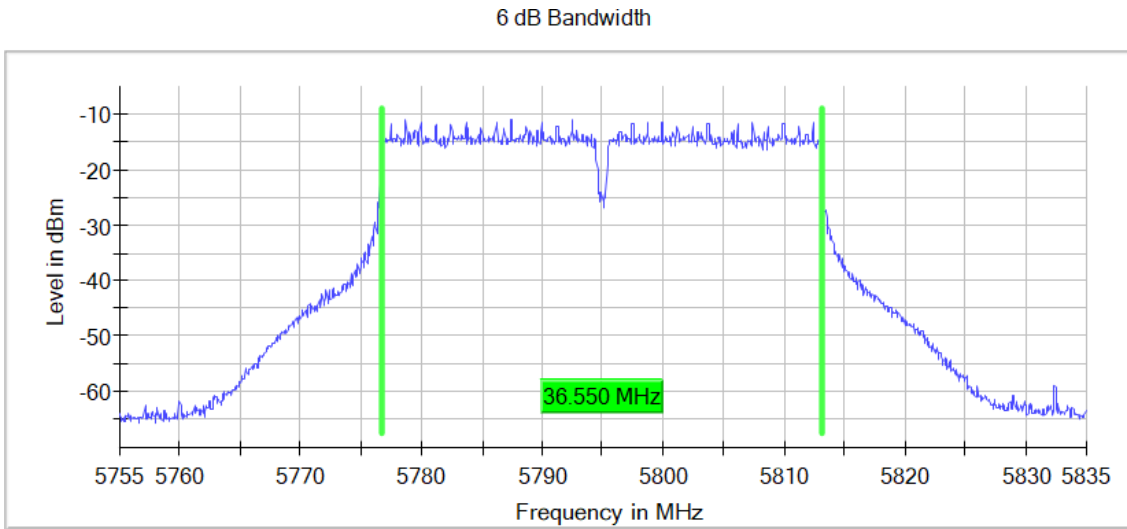
**Images:**

6 dB Bandwidth



**Active Port = 1+2, Frequency MHz = 5795.00000, Modulation = 802.11ac VHT40 SS1 (OFDM MCS0), MIMO Mode = MIMO CCD Mode 2x2, Number of Transmission Chains = 2**

**Images:**



**Tables:**

Spectrum Analyzer Parameters

Setting	Instrument Value	Target Value
Span	80.000 MHz	80.000 MHz
RBW	100.000 kHz	~ 100.000 kHz
VBW	300.000 kHz	~ 300.000 kHz
SweepPoints	1600	~ 1600
Sweeptime	1.600 ms	AUTO
Reference Level	0.000 dBm	0.000 dBm
Attenuation	10.000 dB	AUTO
Detector	MaxPeak	MaxPeak
SweepCount	200	200
Filter	3 dB	3 dB
Trace Mode	Max Hold	Max Hold
Sweeptype	Sweep	AUTO
Preamp	off	off
Stablemode	Trace	Trace
Stablevalue	0.30 dB	0.30 dB
Run	50 / max. 150	max. 150
Stable	5 / 5	5
Max Stable Difference	0.18 dB	0.30 dB

MIMO Mode: MIMO CCD Mode 2x2

Modulation: 802.11ac VHT80 SS1 (OFDM MCS0)

**Results**

Port	Freq (MHz)	# of Tx Chains	26Ebw (MHz)
1+2	5775.00000	2	76.550

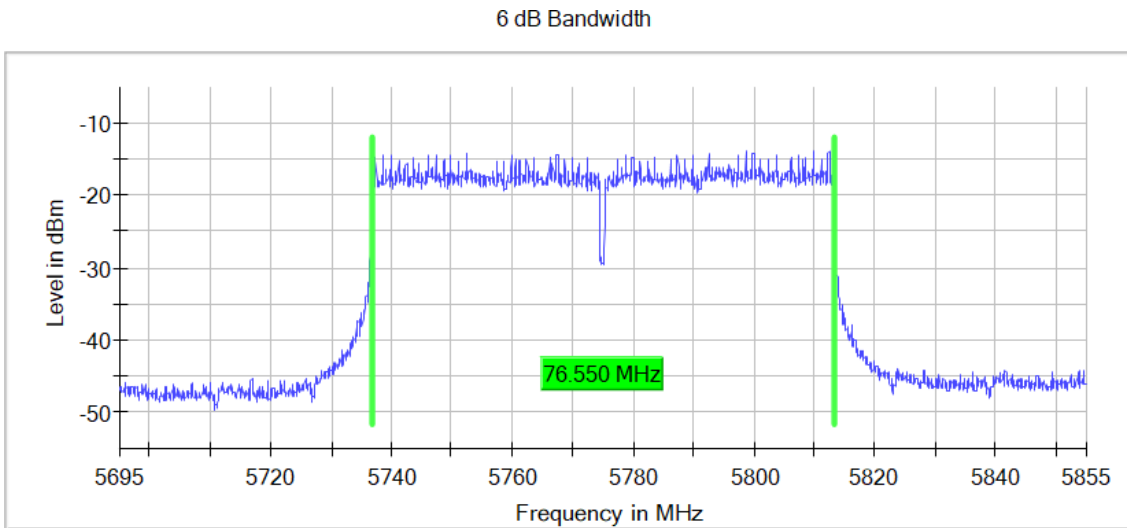
**Verdict**

Pass

**Attachments**

**Active Port = 1+2, Frequency MHz = 5775.00000, Modulation = 802.11ac VHT80 SS1 (OFDM MCS0), MIMO Mode = MIMO CCD Mode 2x2, Number of Transmission Chains = 2**

**Images:**



**Tables:**

Spectrum Analyzer Parameters

Setting	Instrument Value	Target Value
Span	160.000 MHz	160.000 MHz
RBW	100.000 kHz	~ 100.000 kHz
VBW	300.000 kHz	~ 300.000 kHz
SweepPoints	3200	~ 3200
Sweeptime	189.453 $\mu$ s	AUTO
Reference Level	0.000 dBm	0.000 dBm
Attenuation	20.000 dB	AUTO
Detector	MaxPeak	MaxPeak
SweepCount	200	200
Filter	3 dB	3 dB
Trace Mode	Max Hold	Max Hold
Sweeptype	FFT	AUTO
Preamp	off	off
Stablemode	Trace	Trace
Stablevalue	0.30 dB	0.30 dB
Run	69 / max. 150	max. 150
Stable	5 / 5	5
Max Stable Difference	0.06 dB	0.30 dB

MIMO Mode: MIMO CCD Mode 2x2

Modulation: 802.11ax HE20 (OFDMA MCS0)- Full RU

**Results**

Port	Freq (MHz)	# of Tx Chains	26Ebw (MHz)
1+2	5745.00000	2	19.150
1+2	5785.00000	2	8.950
1+2	5825.00000	2	19.150

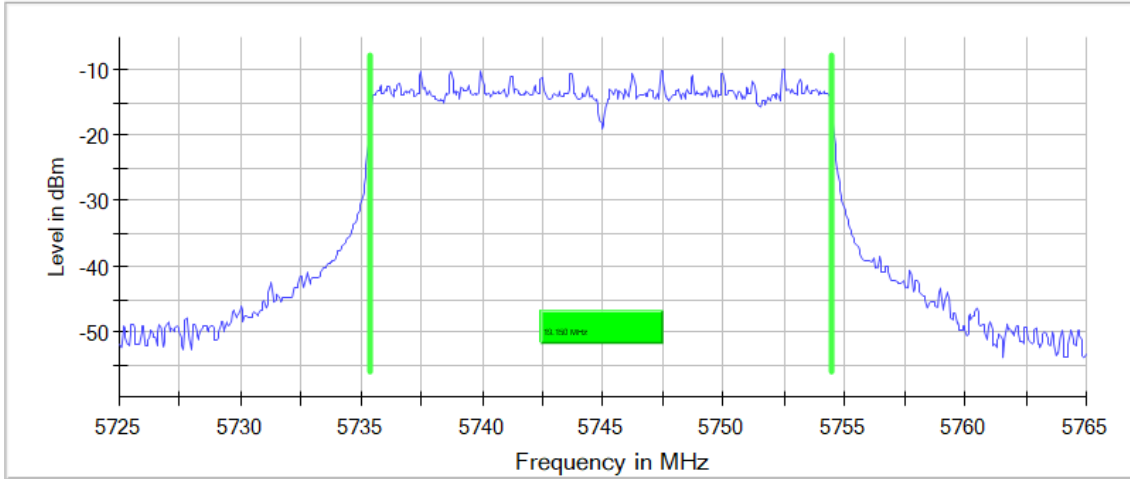
**Verdict**

Pass

**Active Port = 1+2, Frequency MHz = 5745.00000, Modulation = 802.11ax HE20 (OFDMA MCS0), MIMO Mode = MIMO CCD Mode 2x2, Number of Transmission Chains = 2**

**Images:**

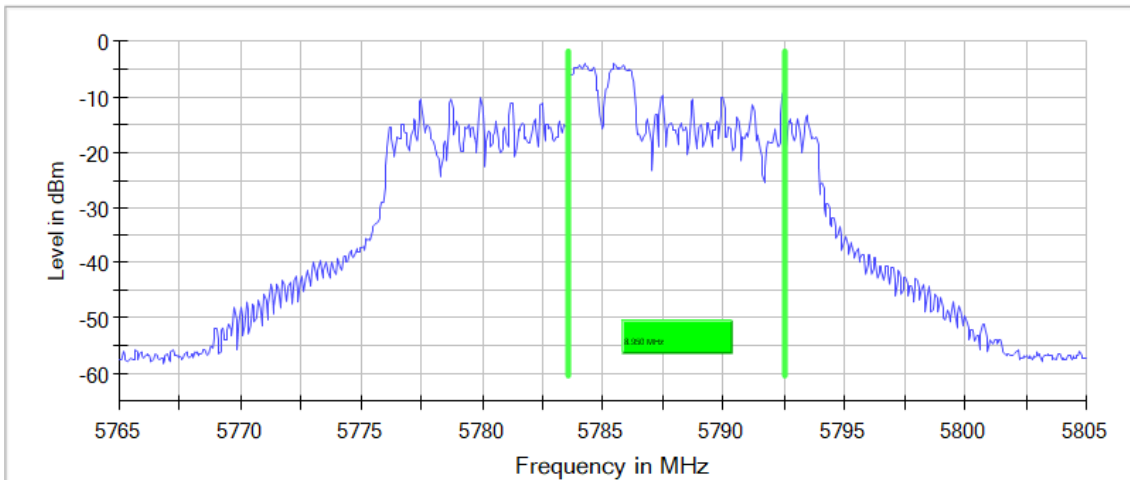
6 dB Bandwidth



**Active Port = 1+2, Frequency MHz = 5785.00000, Modulation = 802.11ax HE20 (OFDMA MCS0), MIMO Mode = MIMO CCD Mode 2x2, Number of Transmission Chains = 2**

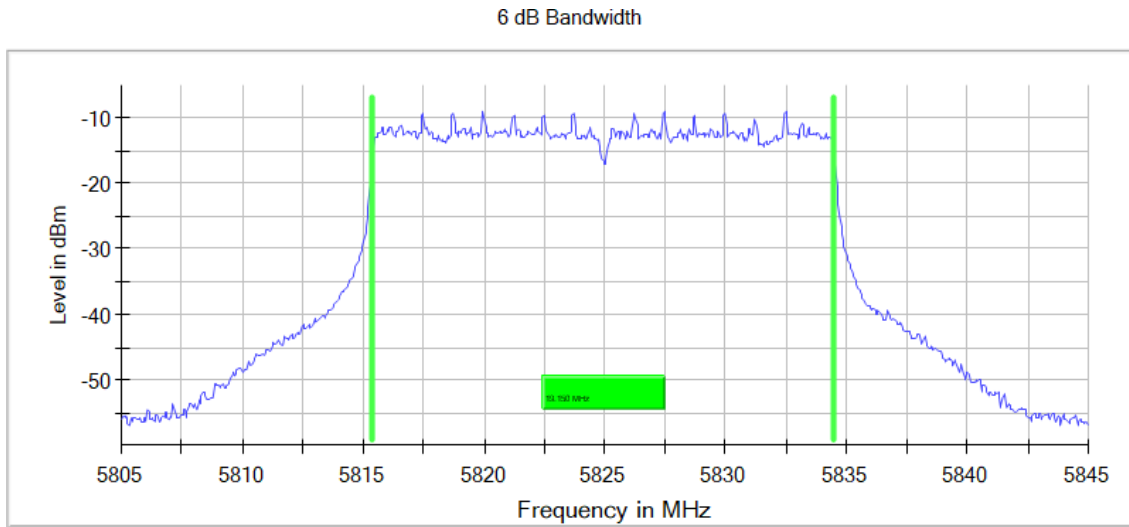
**Images:**

6 dB Bandwidth



**Active Port = 1+2, Frequency MHz = 5825.00000, Modulation = 802.11ax HE20 (OFDMA MCS0), MIMO Mode = MIMO CCD Mode 2x2, Number of Transmission Chains = 2**

**Images:**



**Tables:**

**Spectrum Analyzer Parameters**

Setting	Instrument Value	Target Value
Span	40.000 MHz	40.000 MHz
RBW	100.000 kHz	~ 100.000 kHz
VBW	300.000 kHz	~ 300.000 kHz
SweepPoints	800	~ 800
Sweeptime	1.040 ms	AUTO
Reference Level	0.000 dBm	0.000 dBm
Attenuation	10.000 dB	AUTO
Detector	MaxPeak	MaxPeak
SweepCount	200	200
Filter	3 dB	3 dB
Trace Mode	Max Hold	Max Hold
Sweeptype	Sweep	AUTO
Preamp	off	off
Stablemode	Trace	Trace
Stablevalue	0.30 dB	0.30 dB
Run	37 / max. 150	max. 150
Stable	5 / 5	5
Max Stable Difference	0.10 dB	0.30 dB



MIMO Mode: MIMO CCD Mode 2x2

Modulation: 802.11ax HE20 (OFDMA MCS0)- Partial RU

**Results**

Port	Freq (MHz)	# of Tx Chains	26Ebw (MHz)
1+2	5745.00000	2	2.200
1+2	5785.00000	2	7.700
1+2	5825.00000	2	2.200

**Verdict**

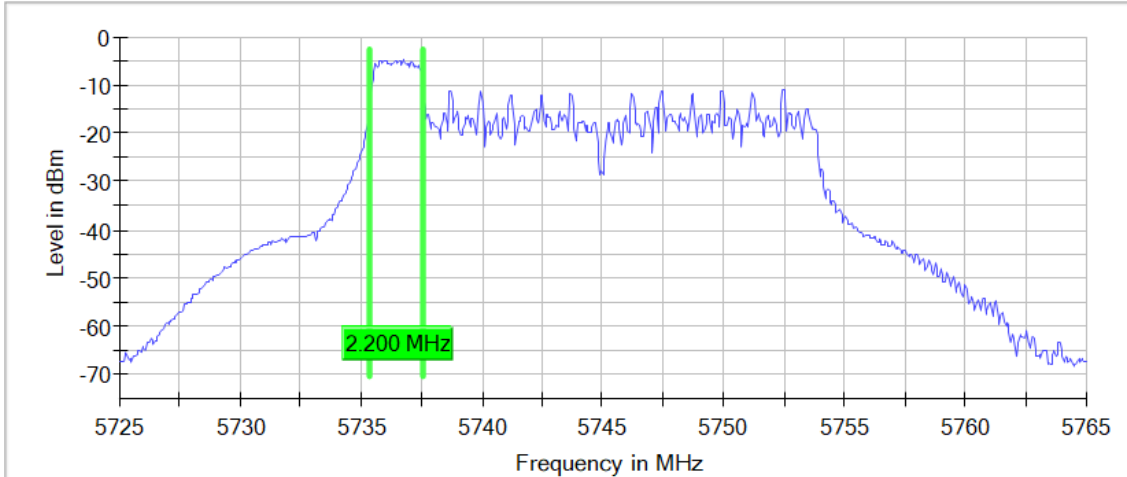
Pass

### Attachments

Active Port = 1+2, Frequency MHz = 5745.00000, Modulation = 802.11ax HE20 (OFDMA MCS0), MIMO Mode = MIMO CCD Mode 2x2, Number of Transmission Chains = 2

Images:

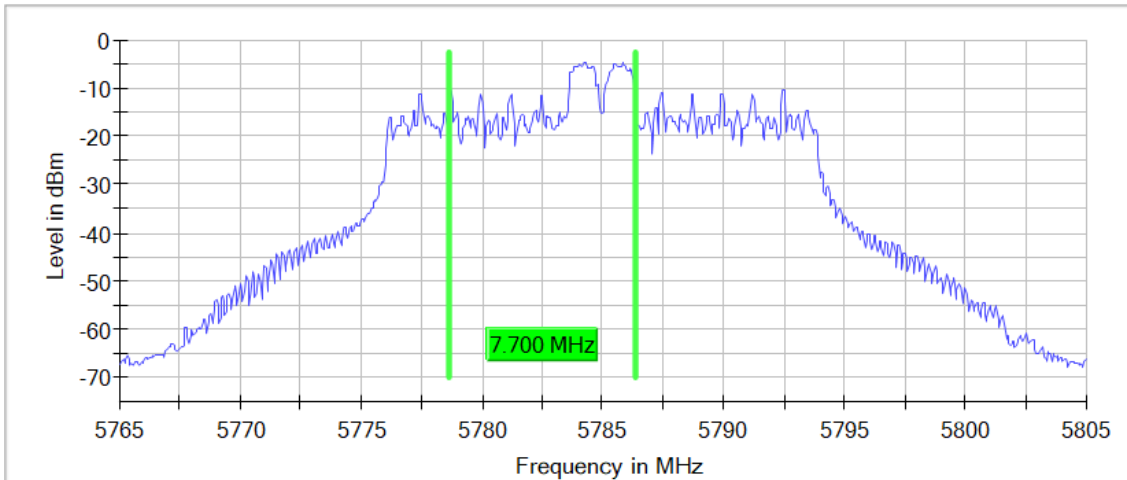
6 dB Bandwidth



Active Port = 1+2, Frequency MHz = 5785.00000, Modulation = 802.11ax HE20 (OFDMA MCS0), MIMO Mode = MIMO CCD Mode 2x2, Number of Transmission Chains = 2

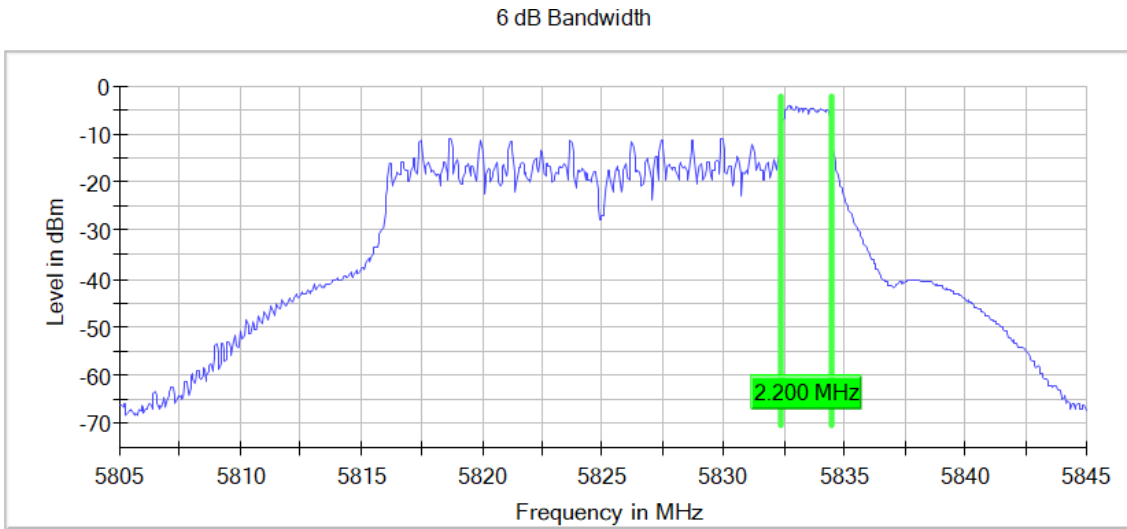
Images:

6 dB Bandwidth



**Active Port = 1+2, Frequency MHz = 5825.00000, Modulation = 802.11ax HE20 (OFDMA MCS0), MIMO Mode = MIMO CCD Mode 2x2, Number of Transmission Chains = 2**

**Images:**



**Tables:**

Spectrum Analyzer Parameters

Setting	Instrument Value	Target Value
Span	40.000 MHz	40.000 MHz
RBW	100.000 kHz	~ 100.000 kHz
VBW	300.000 kHz	~ 300.000 kHz
SweepPoints	800	~ 800
Sweeptime	1.040 ms	AUTO
Reference Level	0.000 dBm	0.000 dBm
Attenuation	10.000 dB	AUTO
Detector	MaxPeak	MaxPeak
SweepCount	200	200
Filter	3 dB	3 dB
Trace Mode	Max Hold	Max Hold
Sweeptype	Sweep	AUTO
Preamp	off	off
Stablemode	Trace	Trace
Stablevalue	0.30 dB	0.30 dB
Run	37 / max. 150	max. 150
Stable	5 / 5	5
Max Stable Difference	0.10 dB	0.30 dB

MIMO Mode: MIMO CCD Mode 2x2

Modulation: 802.11ax HE40 SS1 (OFDMA MCS0)- Full RU

**Results**

Port	Freq (MHz)	# of Tx Chains	26Ebw (MHz)
1+2	5755.00000	2	38.300
1+2	5795.00000	2	38.200

**Verdict**

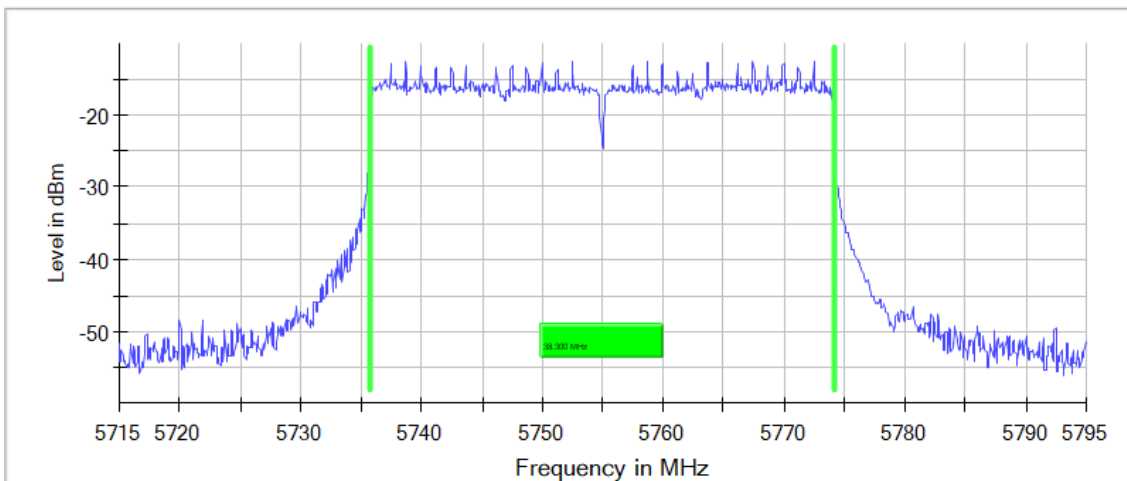
Pass

**Attachments**

Active Port = 1+2, Frequency MHz = 5755.00000, Modulation = 802.11ax HE40 SS1 (OFDMA MCS0), MIMO Mode = MIMO CCD Mode 2x2, Number of Transmission Chains = 2

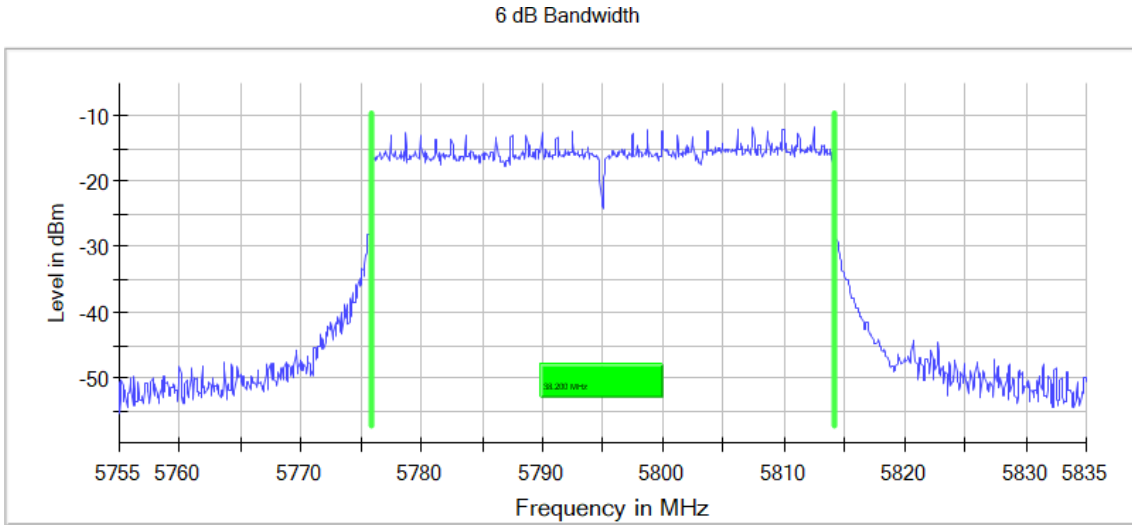
**Images:**

6 dB Bandwidth



**Active Port = 1+2, Frequency MHz = 5795.00000, Modulation = 802.11ax HE40 SS1 (OFDMA MCS0), MIMO Mode = MIMO CCD Mode 2x2, Number of Transmission Chains = 2**

**Images:**



**Tables:**

Spectrum Analyzer Parameters

Setting	Instrument Value	Target Value
Span	80.000 MHz	80.000 MHz
RBW	100.000 kHz	~ 100.000 kHz
VBW	300.000 kHz	~ 300.000 kHz
SweepPoints	1600	~ 1600
Sweeptime	94.727 $\mu$ s	AUTO
Reference Level	0.000 dBm	0.000 dBm
Attenuation	20.000 dB	AUTO
Detector	MaxPeak	MaxPeak
SweepCount	200	200
Filter	3 dB	3 dB
Trace Mode	Max Hold	Max Hold
SweepType	FFT	AUTO
Preamp	off	off
Stablemode	Trace	Trace
Stablevalue	0.30 dB	0.30 dB
Run	43 / max. 150	max. 150
Stable	5 / 5	5
Max Stable Difference	0.19 dB	0.30 dB

MIMO Mode: MIMO CCD Mode 2x2

Modulation: 802.11ax HE40 SS1 (OFDMA MCS0)- Partial RU

**Results**

Port	Freq (MHz)	# of Tx Chains	26Ebw (MHz)
1+2	5755.00000	2	2.100
1+2	5795.00000	2	2.150

**Verdict**

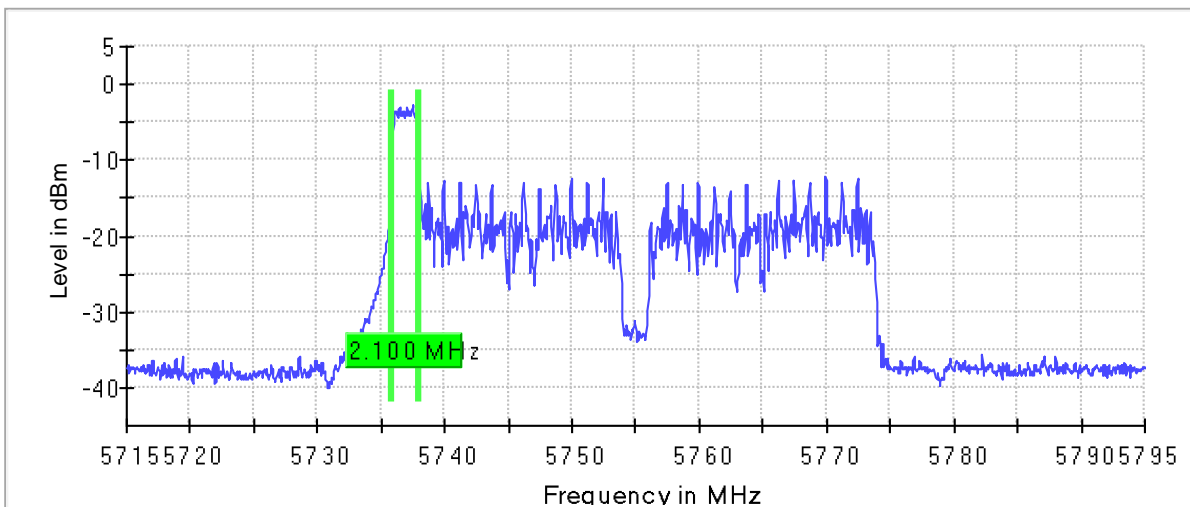
Pass

**Attachments**

Active Port = 1+2, Frequency MHz = 5755.00000, Modulation = 802.11ax HE40 SS1 (OFDMA MCS0), MIMO Mode = MIMO CCD Mode 2x2, Number of Transmission Chains = 2

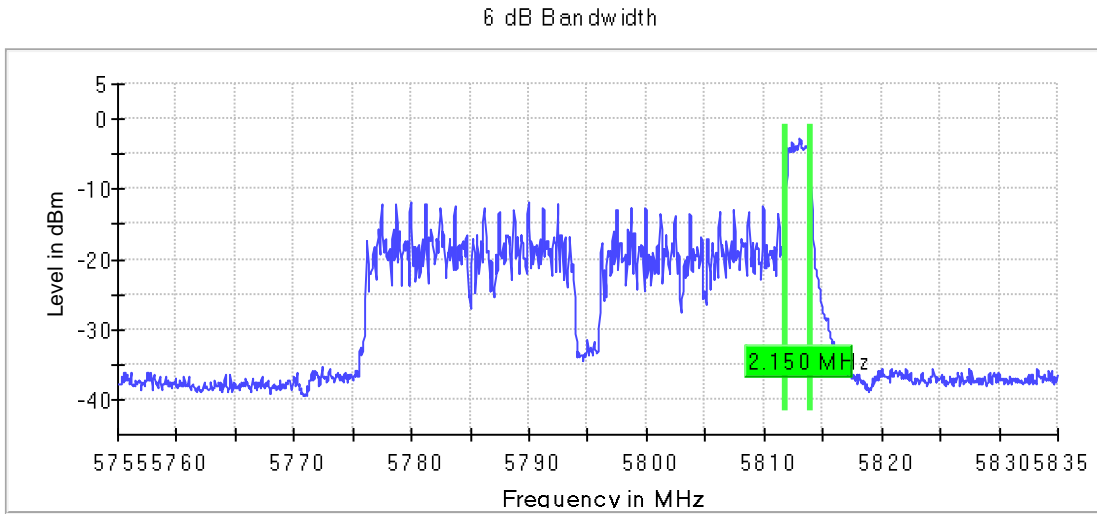
**Images:**

6 dB Bandwidth



**Active Port = 1+2, Frequency MHz = 5795.00000, Modulation = 802.11ax HE40 SS1 (OFDMA MCS0), MIMO Mode = MIMO CCD Mode 2x2, Number of Transmission Chains = 2**

**Images:**



**Tables:**

Spectrum Analyzer Parameters

Setting	Instrument Value	Target Value
Span	80.000 MHz	80.000 MHz
RBW	100.000 kHz	~ 100.000 kHz
VBW	300.000 kHz	~ 300.000 kHz
SweepPoints	1600	~ 1600
Sweeptime	94.727 $\mu$ s	AUTO
Reference Level	0.000 dBm	0.000 dBm
Attenuation	20.000 dB	AUTO
Detector	MaxPeak	MaxPeak
SweepCount	200	200
Filter	3 dB	3 dB
Trace Mode	Max Hold	Max Hold
Sweeptype	FFT	AUTO
Preamp	off	off
Stablemode	Trace	Trace
Stablevalue	0.30 dB	0.30 dB
Run	43 / max. 150	max. 150
Stable	5 / 5	5
Max Stable Difference	0.19 dB	0.30 dB

MIMO Mode: MIMO CCD Mode 2x2

Modulation: 802.11ax HE80 SS1 (OFDM MCS0)- Full RU

**Results**

Port	Freq (MHz)	# of Tx Chains	26Ebw (MHz)
1+2	5775.00000	2	78.200

**Verdict**

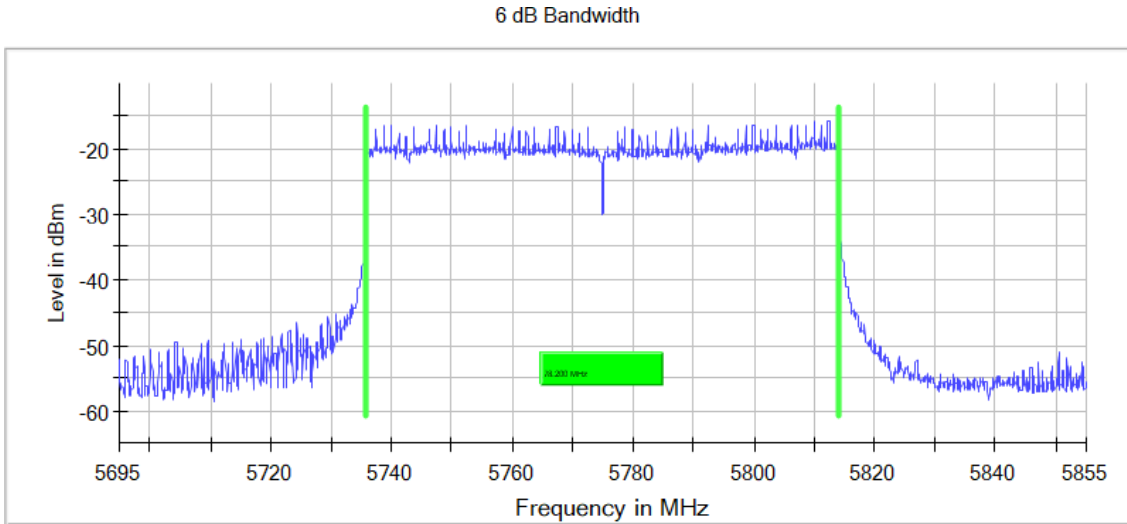
Pass



**Attachments**

**Active Port = 1+2, Frequency MHz = 5775.00000, Modulation = 802.11ax HE80 SS1 (OFDM MCS0), MIMO Mode = MIMO CCD Mode 2x2, Number of Transmission Chains = 2**

**Images:**



**Tables:**

Spectrum Analyzer Parameters

Setting	Instrument Value	Target Value
Span	160.000 MHz	160.000 MHz
RBW	100.000 kHz	~ 100.000 kHz
VBW	300.000 kHz	~ 300.000 kHz
SweepPoints	3200	~ 3200
Sweeptime	189.453 $\mu$ s	AUTO
Reference Level	-10.000 dBm	-10.000 dBm
Attenuation	10.000 dB	AUTO
Detector	MaxPeak	MaxPeak
SweepCount	200	200
Filter	3 dB	3 dB
Trace Mode	Max Hold	Max Hold
Sweeptype	FFT	AUTO
Preamplifier	off	off
Stablemode	Trace	Trace
Stablevalue	0.30 dB	0.30 dB
Run	83 / max. 150	max. 150
Stable	5 / 5	5
Max Stable Difference	0.09 dB	0.30 dB

MIMO Mode: MIMO CCD Mode 2x2

Modulation: 802.11ax HE80 SS1 (OFDMA MCS0)- Partial RU

**Results**

Port	Freq (MHz)	# of Tx Chains	26Ebw (MHz)
1+2	5775.00000	2	2.150

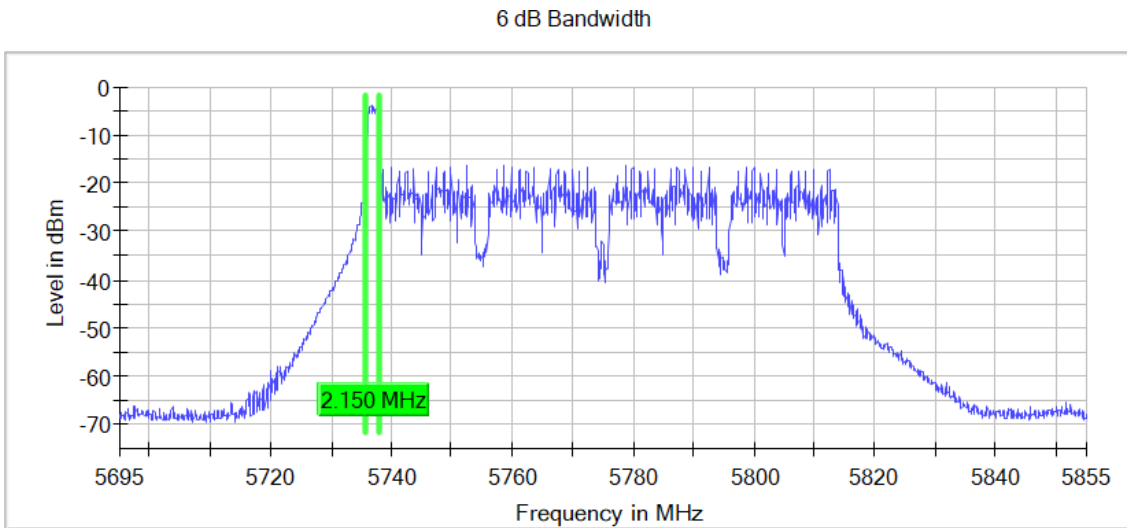
**Verdict**

Pass

**Attachments**

**Active Port = 1+2, Frequency MHz = 5775.00000, Modulation = 802.11ax HE80 SS1 (OFDMA MCS0), MIMO Mode = MIMO CCD Mode 2x2, Number of Transmission Chains = 2**

**Images:**



**Tables:**

Spectrum Analyzer Parameters

Setting	Instrument Value	Target Value
Span	160.000 MHz	160.000 MHz
RBW	100.000 kHz	~ 100.000 kHz
VBW	300.000 kHz	~ 300.000 kHz
SweepPoints	3200	~ 3200
Sweeptime	3.200 ms	AUTO
Reference Level	0.000 dBm	0.000 dBm
Attenuation	10.000 dB	AUTO
Detector	MaxPeak	MaxPeak
SweepCount	200	200
Filter	3 dB	3 dB
Trace Mode	Max Hold	Max Hold
Sweeptype	Sweep	AUTO
Preamp	off	off
Stablemode	Trace	Trace
Stablevalue	0.30 dB	0.30 dB
Run	23 / max. 150	max. 150
Stable	5 / 5	5
Max Stable Difference	0.00 dB	0.30 dB

FCC 15.407 (b), 15.205 & 15.209 / RSS-Gen 8.9 & 8.10 Undesirable radiated emissions

**Limits**

For transmitters operating in the 5.725–5.85 GHz band:

All emissions shall be limited to a level of –27 dBm/MHz at 75 MHz or more above or below the band edge increasing linearly to 10 dBm/MHz at 25 MHz above or below the band edge, and from 25 MHz above or below the band edge increasing linearly to a level of 15.6 dBm/MHz at 5 MHz above or below the band edge, and from 5 MHz above or below the band edge increasing linearly to a level of 27 dBm/MHz at the band edge.

Radiated emissions which fall in the restricted bands, as defined in §15.205(a), must also comply with the radiated emission limits specified in §15.209(a) (see §15.205(c)):

Frequency Range (MHz)	Field strength (µV/m)	Field strength (dBµV/m)	Measurement distance (m)
0.009-0.490	2400/F(kHz)	-	300
0.490-1.705	24000/F(kHz)	-	30
1.705 - 30.0	30	-	30
30 - 88	100	40	3
88 - 216	150	43.5	3
216 - 960	200	46	3
960 - 25000	500	54	3

The emission limits shown in the above table are based on measurements employing CISPR quasi-peak detector except for the frequency bands 9-90 kHz, 110-490 kHz and above 1000 MHz. Radiated emission limits in these three bands are based on measurements employing an average detector.

For average radiated emission measurements above 1000 MHz, there is also a limit corresponding to 20 dB above the indicated values in the table is specified when measuring with peak detector function.

U-NII-1: 5.15 GHz – 5.25 GHz Band

Modulation: 802.11a (OFDM 6 Mbit/s)

**Results**

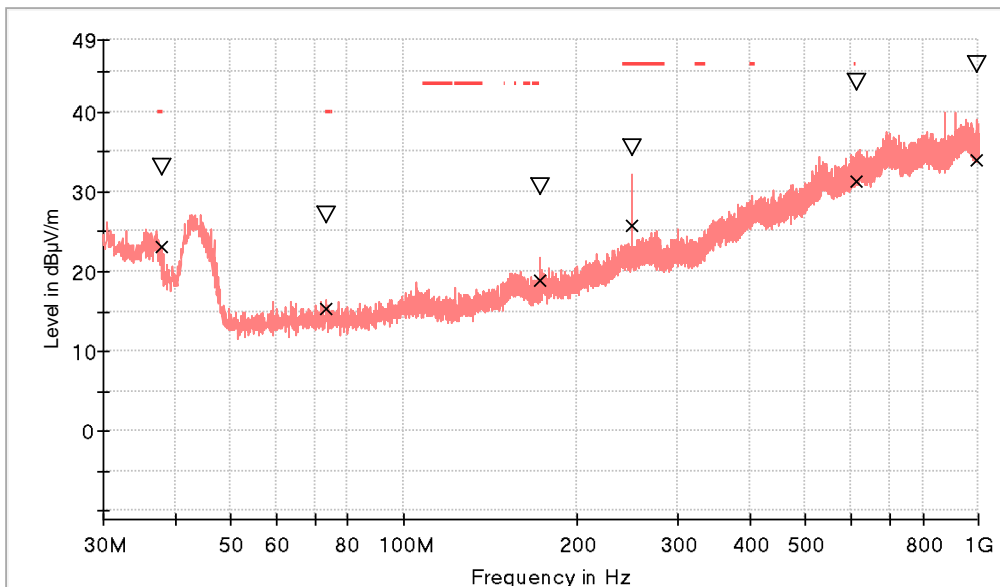
**Frequency range 0.03 - 1 GHz**

The spurious emissions below 1 GHz do not depend on the operating channel selected in the EUT.

**Middle Channel**

**Active Port = 1+2, Frequency Range GHz = [0.03, 1], Frequency MHz = 5200.00000, Modulation = 802.11a (OFDM 6 Mbit/s), MIMO Mode = MIMO CCD Mode 2x2, Measurement Point = 6**

**Images:**



- PK+ \_MAXH
- ▽ MaxPeak-PK+ (Single)
- x QuasiPeak-QPK (Single)
- TX limits to Spurious Emission FCC15.407 (30MHz to 1GHz) Restricted Bands QPK Limit

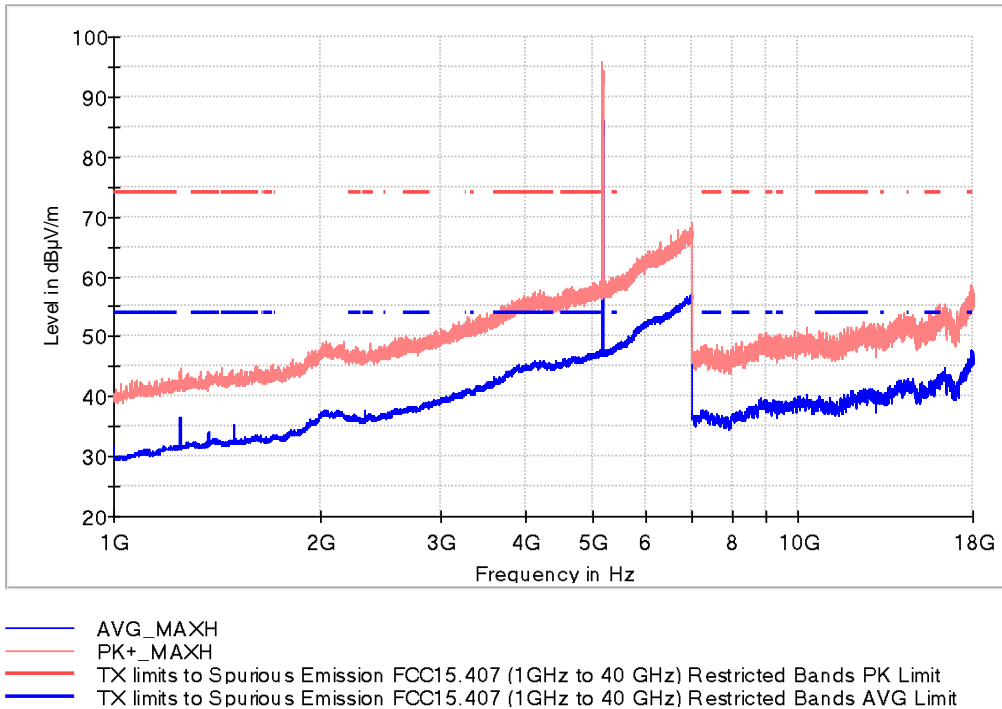
Frequency (MHz)	MaxPeak (dBµV/m)	QuasiPeak (dBµV/m)	Pol	Margin - QPK (dB)	Limit - QPK (dBµV/m)
37.954000	33.2	23.2	H	16.9	40.0
73.359000	27.0	15.3	V	24.8	40.0
172.299000	30.6	18.9	V	24.7	43.5
249.996000	35.6	25.8	H	20.2	46.0
612.145500	43.7	31.3	V	14.7	46.0
996.265500	45.8	33.9	H	20.2	54.0

**Frequency range 1 - 18 GHz**

**Lowest Channel**

**Active Port = 1+2, Frequency Range GHz = [1, 18], Frequency MHz = 5180.00000, Modulation = 802.11a (OFDM 6 Mbit/s), MIMO Mode = MIMO CCD Mode 2x2, Measurement Point = 3**

**Images:**



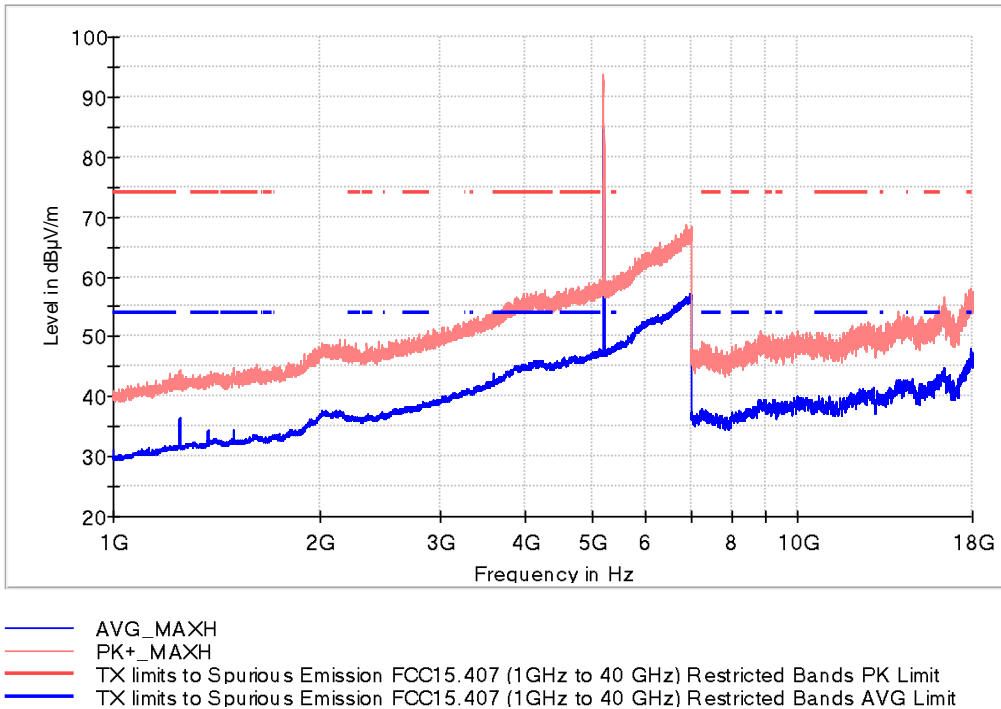
Frequency (MHz)	PK+_MAXH (dBµV/m)	AVG_MAXH (dBµV/m)	Pol	Margin - AVG (dB)	Limit - AVG (dBµV/m)	Comment
4202.000000	57.7	45.3	V	8.7	54.0	
5175.500000	96.0	86.8	H	---	---	Fundamental
15914.500000	54.9	42.0	H	12.0	54.0	

## Frequency range 1 - 18 GHz

### Middle Channel

Active Port = 1+2, Frequency Range GHz = [1, 18], Frequency MHz = 5200.00000, Modulation = 802.11a (OFDM 6 Mbit/s), MIMO Mode = MIMO CCD Mode 2x2, Measurement Point = 3

#### Images:



Frequency (MHz)	PK+_MAXH (dBµV/m)	AVG_MAXH (dBµV/m)	Pol	Margin - AVG (dB)	Limit - AVG (dBµV/m)	Comment
4017.000000	57.1	44.8	H	9.2	54.0	
5206.000000	93.8	84.6	H	---	---	Fundamental
17754.000000	57.8	45.3	H	8.7	54.0	