



Test Setup Photo


1.1 Conducted Emissions at AC Power Line (150kHz-30MHz) Test Setup




1.2 Radiated Emissions which fall in the restricted bands Test Setup



1.3 Radiated Spurious Emissions Test Setup



1.4 Radiated Emissions (9kHz-30MHz) Test Setup



1.5 Radiated Emissions (30MHz-1GHz) Test Setup

