

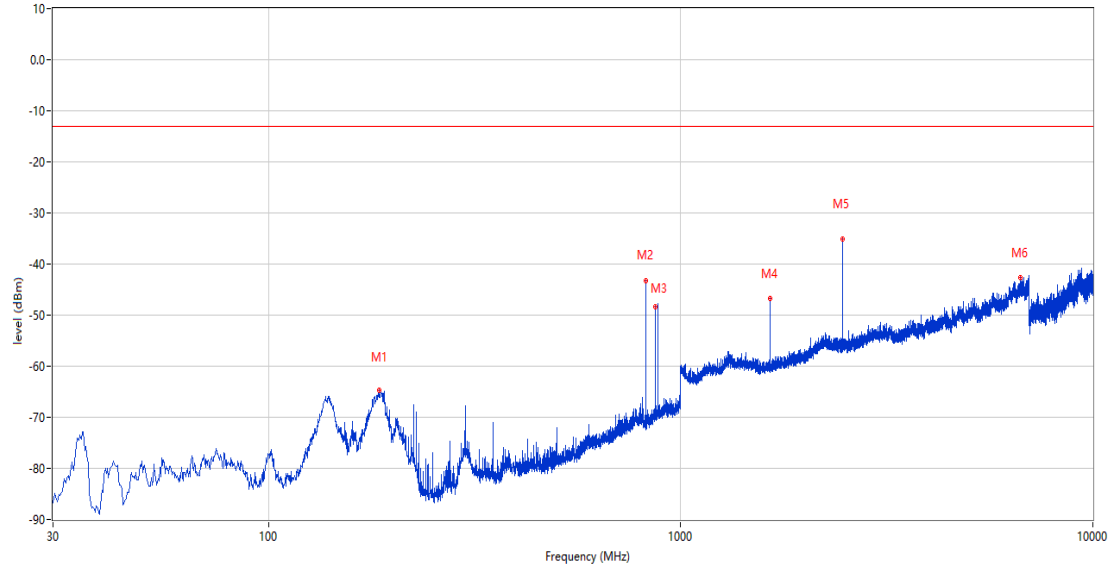
## **Annex A.7 Field Strength of Spurious Radiation**

# 1 GSM 850

## 1.1 GSM 850 Low Channel

### RSE-H&H GSM 850 CH128

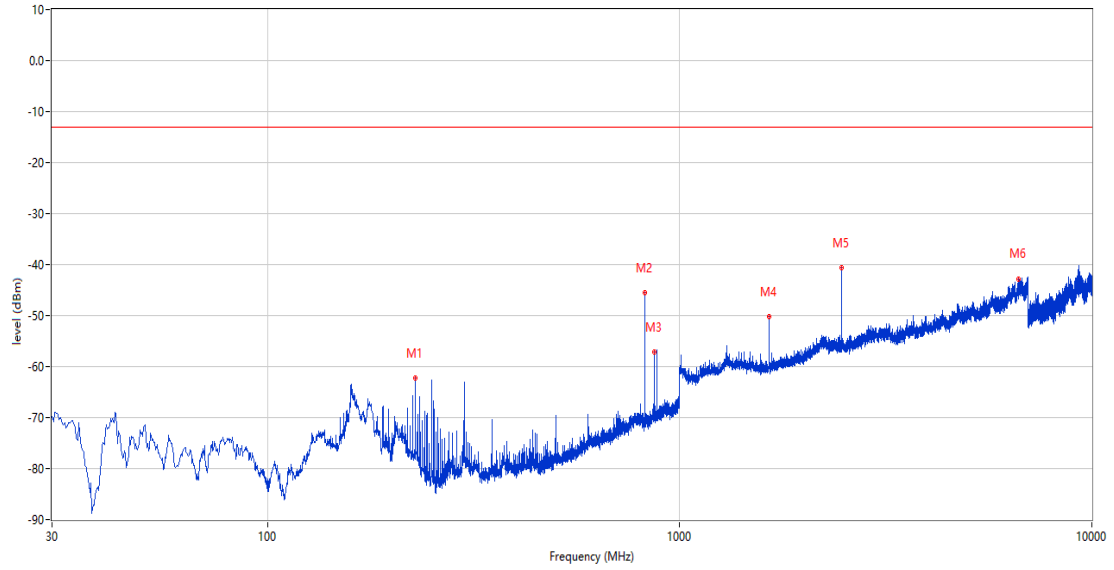
RSE Test case FCC PART22&24&27 FCC PART 22\_850\_GSM 850&CDMA BC0&WCDMA B5&LTE B5&26



| Frequency (MHz) | Result (dBm) | Factor (dB) | PK Limit (dBm) | Over Limit (dB) | Table (o) | ANT        | EUT        | Verdict |
|-----------------|--------------|-------------|----------------|-----------------|-----------|------------|------------|---------|
| 185.443         | -64.78       | -14.68      | -13.0          | -51.78          | 319.00    | Horizontal | Horizontal | Pass    |
| 824.188         | -43.19       | 1.40        | -13.0          | -30.19          | 136.00    | Horizontal | Horizontal | N/A     |
| 869.292         | -48.43       | 1.83        | -13.0          | -35.43          | 216.00    | Horizontal | Horizontal | N/A     |
| 1649.000        | -46.77       | -5.91       | -13.0          | -33.77          | 66.00     | Horizontal | Horizontal | Pass    |
| 2473.500        | -35.10       | -1.11       | -13.0          | -22.10          | 61.00     | Horizontal | Horizontal | Pass    |
| 6673.000        | -42.71       | 11.74       | -13.0          | -29.71          | 247.00    | Horizontal | Horizontal | Pass    |

RSE-V&V GSM 850 CH128

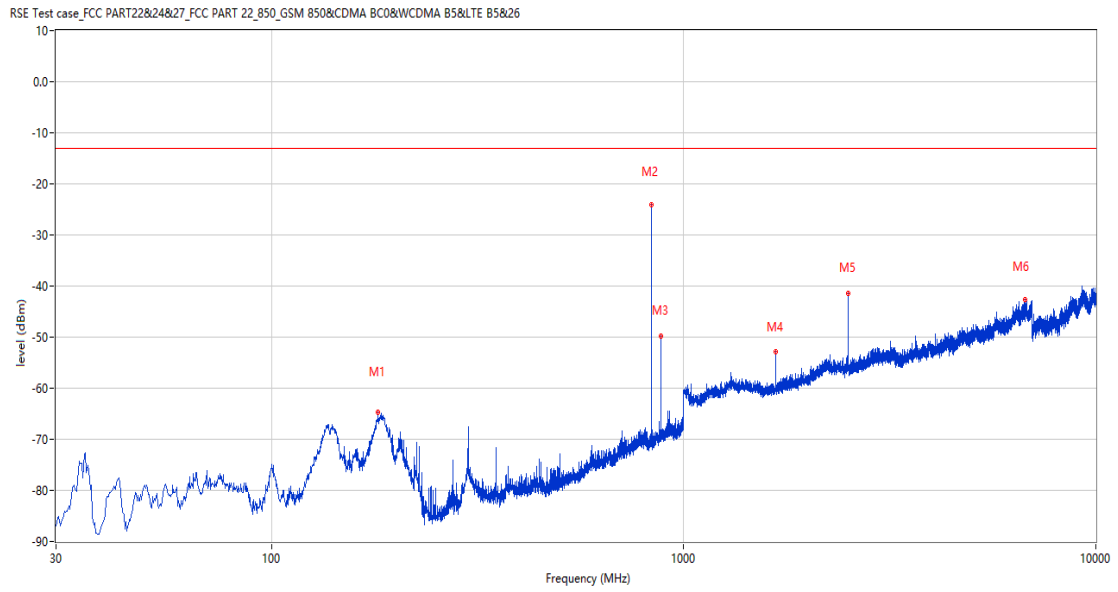
RSE Test case\_FCC PART22&24&27\_FCC PART 22\_850\_GSM 850&CDMA BC0&WCDMA B5&LTE B5&26



| Frequency (MHz) | Result (dBm) | Factor (dB) | PK Limit (dBm) | Over Limit (dB) | Table (o) | ANT      | EUT      | Verdict |
|-----------------|--------------|-------------|----------------|-----------------|-----------|----------|----------|---------|
| 228.122         | -62.28       | -15.34      | -13.0          | -49.28          | 83.00     | Vertical | Vertical | Pass    |
| 824.188         | -45.54       | 1.40        | -13.0          | -32.54          | 297.00    | Vertical | Vertical | N/A     |
| 869.292         | -57.12       | 1.83        | -13.0          | -44.12          | 322.00    | Vertical | Vertical | N/A     |
| 1649.000        | -50.22       | -5.91       | -13.0          | -37.22          | 230.00    | Vertical | Vertical | Pass    |
| 2473.000        | -40.70       | -1.04       | -13.0          | -27.70          | 118.00    | Vertical | Vertical | Pass    |
| 6639.000        | -42.83       | 11.77       | -13.0          | -29.83          | 120.00    | Vertical | Vertical | Pass    |

## 1.2 GSM 850 Middle Channel

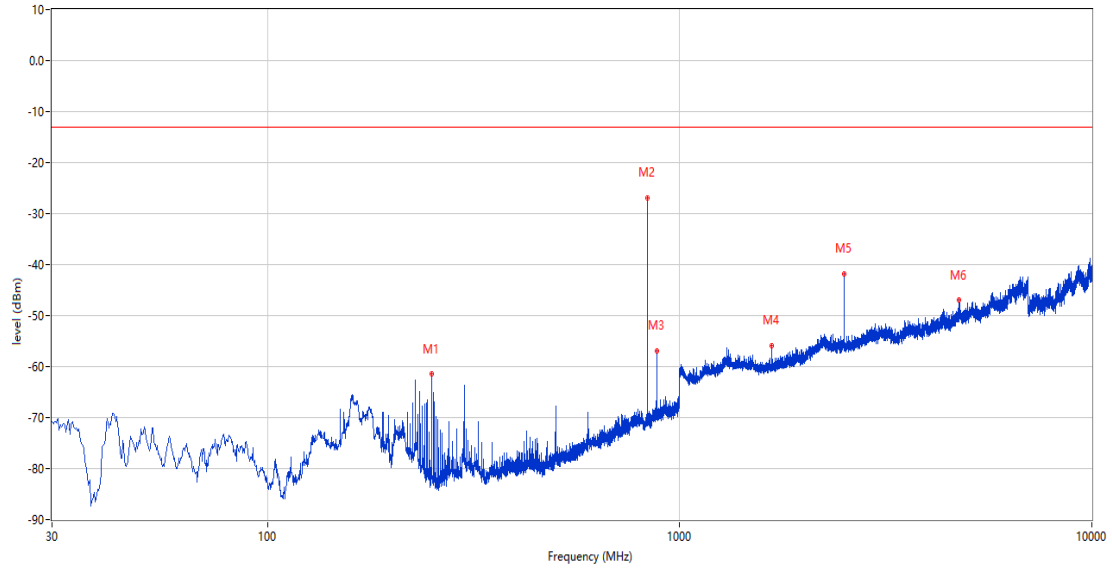
RSE-H&H GSM 850 CH190



| Frequency (MHz) | Result (dBm) | Factor (dB) | PK Limit (dBm) | Over Limit (dB) | Table (o) | ANT        | EUT        | Verdict |
|-----------------|--------------|-------------|----------------|-----------------|-----------|------------|------------|---------|
| 181.320         | -64.76       | -14.34      | -13.0          | -51.76          | 303.00    | Horizontal | Horizontal | Pass    |
| 836.555         | -24.13       | 1.40        | -13.0          | -11.13          | 139.00    | Horizontal | Horizontal | N/A     |
| 881.660         | -49.75       | 2.34        | -13.0          | -36.75          | 205.00    | Horizontal | Horizontal | N/A     |
| 1673.000        | -52.88       | -5.76       | -13.0          | -39.88          | 62.00     | Horizontal | Horizontal | Pass    |
| 2510.000        | -41.40       | -0.91       | -13.0          | -28.40          | 58.00     | Horizontal | Horizontal | Pass    |
| 6740.000        | -42.65       | 12.50       | -13.0          | -29.65          | 184.00    | Horizontal | Horizontal | Pass    |

RSE-V&V GSM 850 CH190

RSE Test case FCC PART22&24&27 FCC PART 22\_850\_GSM 850&CDMA BC0&WCDMA B5&LTE B5&26

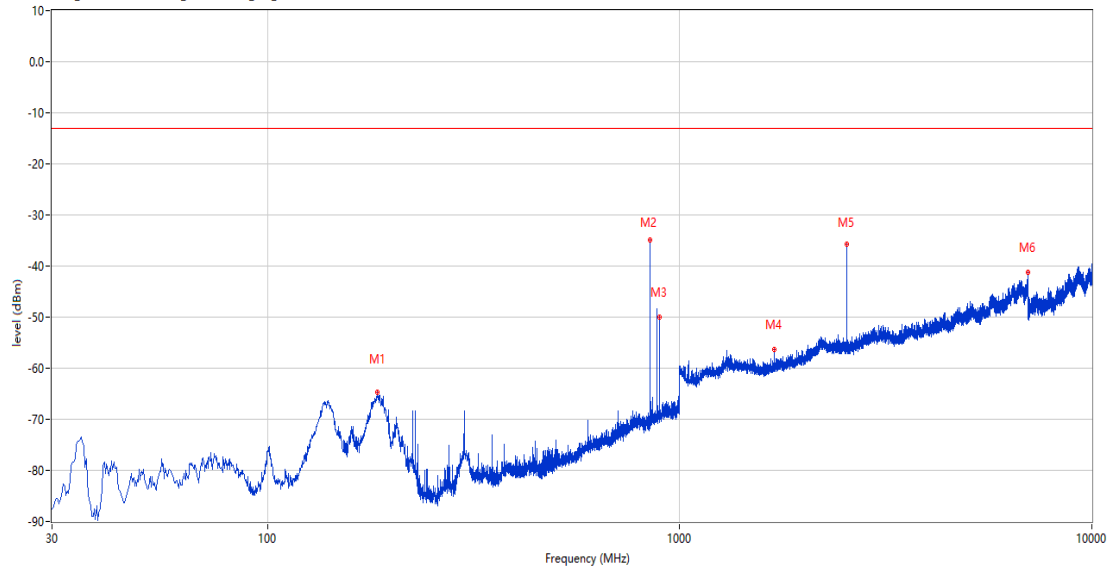


| Frequency (MHz) | Result (dBm) | Factor (dB) | PK Limit (dBm) | Over Limit (dB) | Table (o) | ANT      | EUT      | Verdict |
|-----------------|--------------|-------------|----------------|-----------------|-----------|----------|----------|---------|
| 249.947         | -61.48       | -14.62      | -13.0          | -48.48          | 260.00    | Vertical | Vertical | Pass    |
| 836.555         | -26.92       | 1.40        | -13.0          | -13.92          | 331.00    | Vertical | Vertical | N/A     |
| 881.660         | -56.84       | 2.34        | -13.0          | -43.84          | 284.00    | Vertical | Vertical | N/A     |
| 1673.500        | -55.92       | -5.82       | -13.0          | -42.92          | 249.00    | Vertical | Vertical | Pass    |
| 2510.500        | -41.81       | -0.93       | -13.0          | -28.81          | 60.00     | Vertical | Vertical | Pass    |
| 4762.000        | -46.93       | 7.19        | -13.0          | -33.93          | 286.00    | Vertical | Vertical | Pass    |

### 1.3 GSM 850 High Channel

#### RSE-H&H GSM 850 CH251

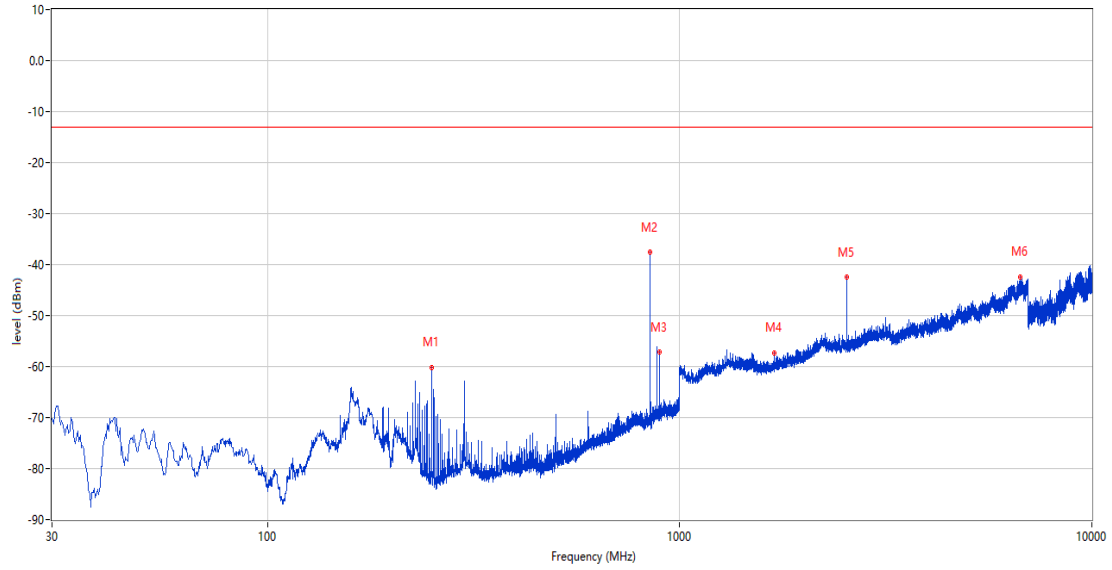
RSE Test case\_FCC PART22&24&27\_FCC PART 22\_850\_GSM 850&CDMA BC0&WCDMA B5&LTE B5&26



| Frequency (MHz) | Result (dBm) | Factor (dB) | PK Limit (dBm) | Over Limit (dB) | Table (o) | ANT        | EUT        | Verdict |
|-----------------|--------------|-------------|----------------|-----------------|-----------|------------|------------|---------|
| 184.715         | -64.79       | -14.64      | -13.0          | -51.79          | 283.00    | Horizontal | Horizontal | Pass    |
| 848.922         | -34.97       | 1.63        | -13.0          | -21.97          | 146.00    | Horizontal | Horizontal | N/A     |
| 893.785         | -50.01       | 2.52        | -13.0          | -37.01          | 202.00    | Horizontal | Horizontal | N/A     |
| 1698.000        | -56.40       | -5.55       | -13.0          | -43.40          | 132.00    | Horizontal | Horizontal | Pass    |
| 2547.000        | -35.62       | -0.72       | -13.0          | -22.62          | 62.00     | Horizontal | Horizontal | Pass    |
| 6988.000        | -41.24       | 13.00       | -13.0          | -28.24          | 126.00    | Horizontal | Horizontal | Pass    |

RSE-V&V GSM 850 CH251

RSE Test case FCC PART22&24&27 FCC PART 22\_850\_GSM 850&CDMA BC0&WCDMA B5&LTE B5&26



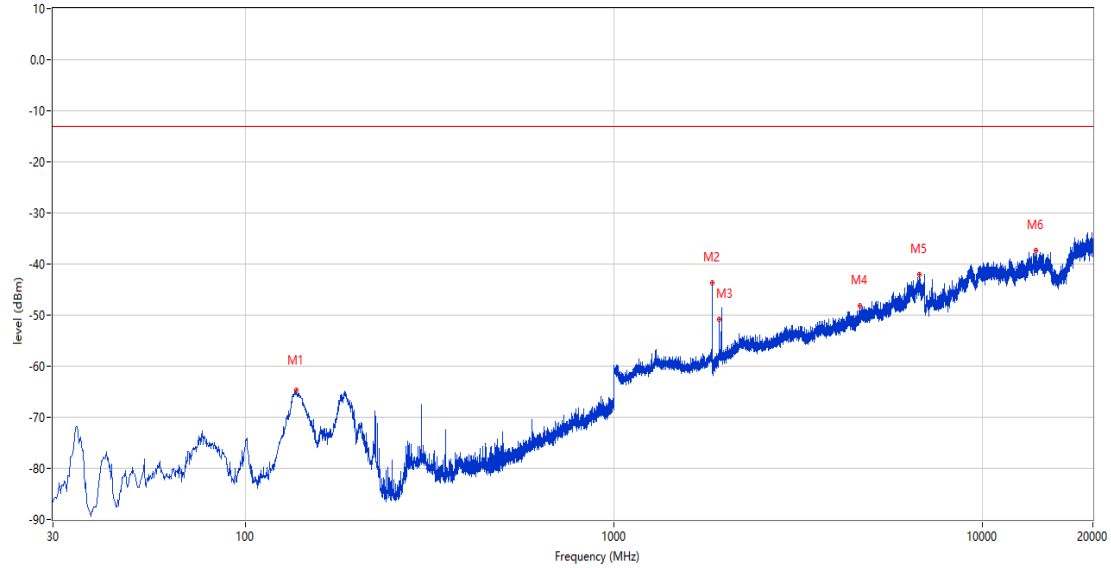
| Frequency (MHz) | Result (dBm) | Factor (dB) | PK Limit (dBm) | Over Limit (dB) | Table (o) | ANT      | EUT      | Verdict |
|-----------------|--------------|-------------|----------------|-----------------|-----------|----------|----------|---------|
| 249.947         | -60.19       | -14.62      | -13.0          | -47.19          | 9.00      | Vertical | Vertical | Pass    |
| 848.922         | -37.60       | 1.63        | -13.0          | -24.60          | 281.00    | Vertical | Vertical | N/A     |
| 893.785         | -57.21       | 2.52        | -13.0          | -44.21          | 109.00    | Vertical | Vertical | N/A     |
| 1698.000        | -57.26       | -5.55       | -13.0          | -44.26          | 194.00    | Vertical | Vertical | Pass    |
| 2547.000        | -42.53       | -0.72       | -13.0          | -29.53          | 71.00     | Vertical | Vertical | Pass    |
| 6687.000        | -42.37       | 11.94       | -13.0          | -29.37          | 326.00    | Vertical | Vertical | Pass    |

## 2 GSM 1900

### 2.1 GSM 1900 Low Channel

RSE-H&H GSM 1900 CH512

RSE Test case FCC PART22&24&27 FCC PART 24\_1900\_GSM 1900&WCDMA B2&CDMA BC1&LTE B2&25

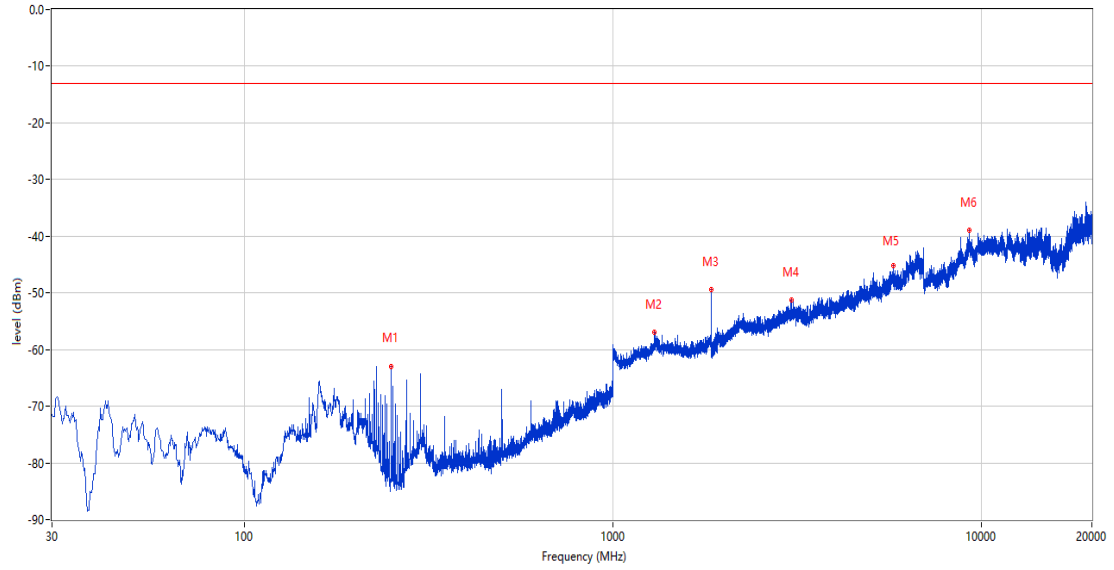


| Frequency (MHz) | Result (dBm) | Factor (dB) | PK Limit (dBm) | Over Limit (dB) | Table (o) | ANT        | EUT        | Verdict |
|-----------------|--------------|-------------|----------------|-----------------|-----------|------------|------------|---------|
| 137.428         | -64.66       | -16.00      | -13.0          | -51.66          | 244.00    | Horizontal | Horizontal | Pass    |
| 1850.500        | -43.63       | -4.41       | -13.0          | -30.63          | 66.00     | Horizontal | Horizontal | N/A     |
| 1930.500        | -50.78       | -3.63       | -13.0          | -37.78          | 145.00    | Horizontal | Horizontal | N/A     |
| 4668.000        | -48.06       | 6.63        | -13.0          | -35.06          | 100.00    | Horizontal | Horizontal | Pass    |
| 6747.000        | -42.11       | 12.38       | -13.0          | -29.11          | 256.00    | Horizontal | Horizontal | Pass    |
| 13995.187       | -37.29       | 19.11       | -13.0          | -24.29          | 53.00     | Horizontal | Horizontal | Pass    |



RSE-V&H GSM 1900 CH512

RSE Test case FCC PART22&24&27 FCC PART 24\_1900\_GSM 1900&WCDMA B2&CDMA BC1&LTE B2&25

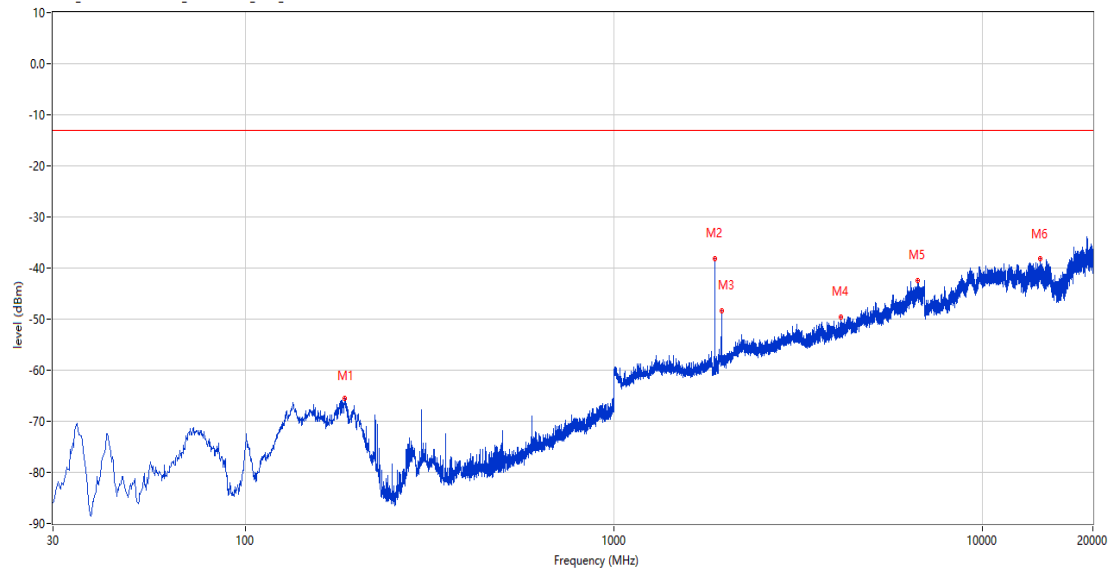


| Frequency (MHz) | Result (dBm) | Factor (dB) | PK Limit (dBm) | Over Limit (dB) | Table (o) | ANT      | EUT        | Verdict |
|-----------------|--------------|-------------|----------------|-----------------|-----------|----------|------------|---------|
| 249.947         | -62.94       | -14.51      | -13.0          | -49.94          | 105.00    | Vertical | Horizontal | Pass    |
| 1300.000        | -56.91       | -4.49       | -13.0          | -43.91          | 100.00    | Vertical | Horizontal | Pass    |
| 1851.000        | -49.38       | -4.41       | -13.0          | -36.38          | 57.00     | Vertical | Horizontal | N/A     |
| 3065.000        | -51.21       | 3.75        | -13.0          | -38.21          | 160.00    | Vertical | Horizontal | Pass    |
| 5767.000        | -45.18       | 9.26        | -13.0          | -32.18          | 82.00     | Vertical | Horizontal | Pass    |
| 9291.375        | -38.92       | 17.24       | -13.0          | -25.92          | 288.00    | Vertical | Horizontal | Pass    |

## 2.2 GSM 1900 Middle Channel

RSE-H&H GSM 1900 CH661

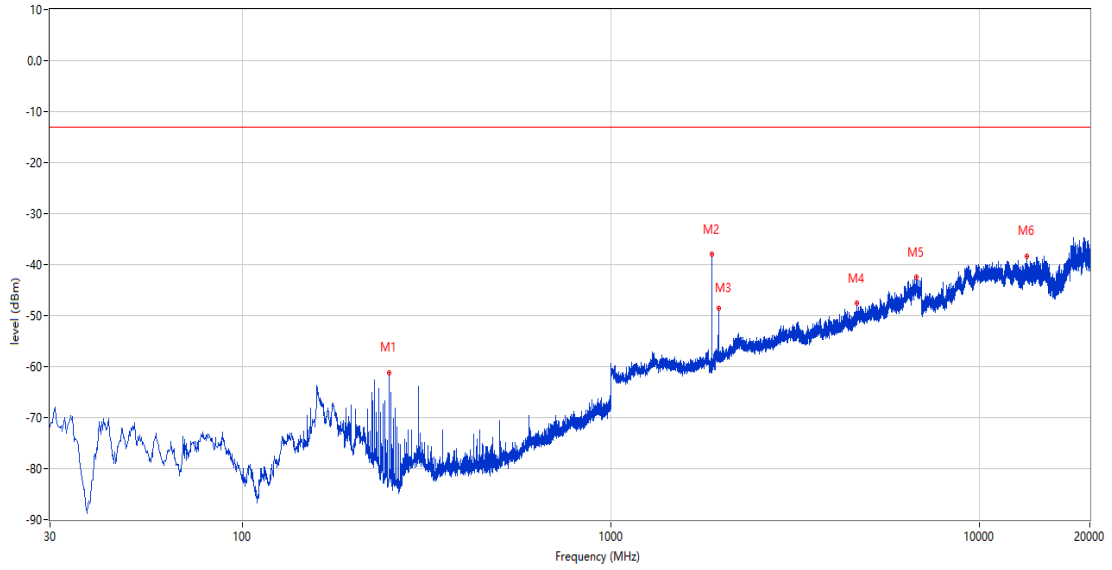
RSE Test case\_FCC PART22&24&27\_FCC PART 24\_1900\_GSM 1900&WCDMA B2&CDMA BC1&LTE B2&25



| Frequency (MHz) | Result (dBm) | Factor (dB) | PK Limit (dBm) | Over Limit (dB) | Table (o) | ANT        | EUT        | Verdict |
|-----------------|--------------|-------------|----------------|-----------------|-----------|------------|------------|---------|
| 186.170         | -65.41       | -14.71      | -13.0          | -52.41          | 309.00    | Horizontal | Horizontal | Pass    |
| 1880.500        | -38.08       | -4.29       | -13.0          | -25.08          | 69.00     | Horizontal | Horizontal | N/A     |
| 1960.500        | -48.46       | -4.39       | -13.0          | -35.46          | 146.00    | Horizontal | Horizontal | N/A     |
| 4147.000        | -49.64       | 5.45        | -13.0          | -36.64          | 63.00     | Horizontal | Horizontal | Pass    |
| 6673.000        | -42.43       | 11.74       | -13.0          | -29.43          | 296.00    | Horizontal | Horizontal | Pass    |
| 14408.438       | -38.18       | 18.91       | -13.0          | -25.18          | 210.00    | Horizontal | Horizontal | Pass    |

RSE-V&H GSM 1900 CH661

RSE Test case FCC PART22&24&27 FCC PART 24\_1900\_GSM 1900&WCDMA B2&CDMA BC1&LTE B2&25

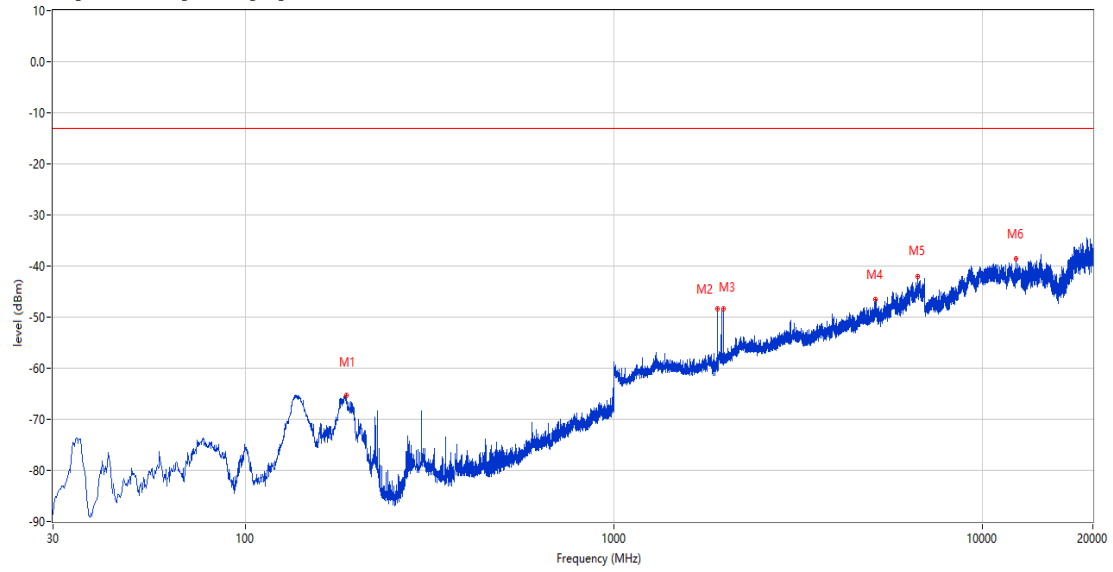


| Frequency (MHz) | Result (dBm) | Factor (dB) | PK Limit (dBm) | Over Limit (dB) | Table (o) | ANT      | EUT        | Verdict |
|-----------------|--------------|-------------|----------------|-----------------|-----------|----------|------------|---------|
| 249.947         | -61.28       | -14.51      | -13.0          | -48.28          | 360.00    | Vertical | Horizontal | Pass    |
| 1880.500        | -38.05       | -4.29       | -13.0          | -25.05          | 75.00     | Vertical | Horizontal | N/A     |
| 1960.500        | -48.58       | -4.39       | -13.0          | -35.58          | 157.00    | Vertical | Horizontal | N/A     |
| 4668.000        | -47.57       | 6.63        | -13.0          | -34.57          | 172.00    | Vertical | Horizontal | Pass    |
| 6748.000        | -42.42       | 12.33       | -13.0          | -29.42          | 103.00    | Vertical | Horizontal | Pass    |
| 13467.750       | -38.47       | 18.70       | -13.0          | -25.47          | 5.00      | Vertical | Horizontal | Pass    |

## 2.3 GSM 1900 High Channel

### RSE-H&H GSM 1900 CH810

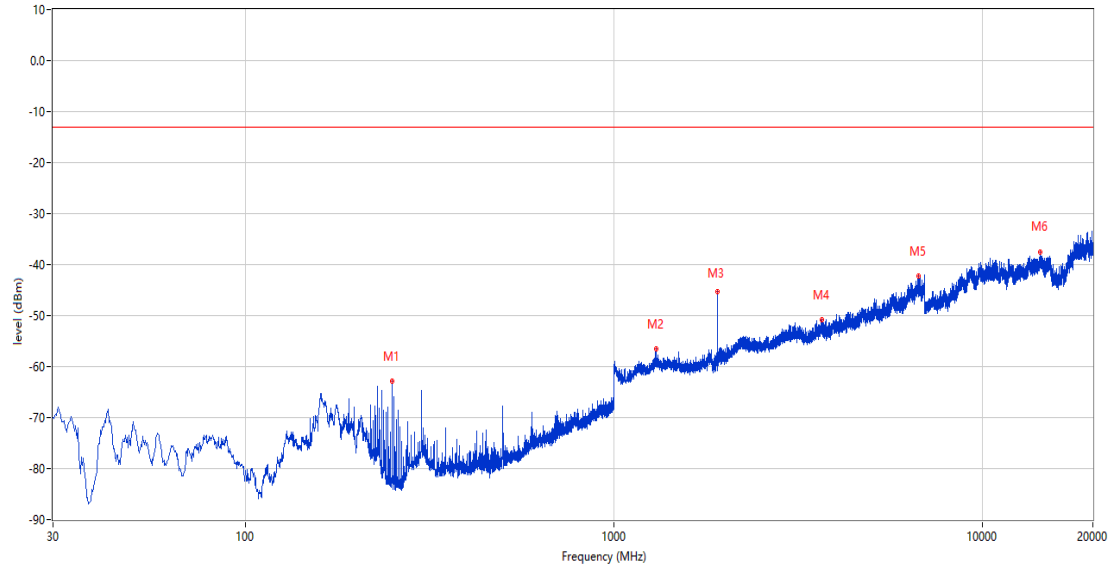
RSE Test case\_FCC PART22&24&27\_FCC PART 24\_1900\_GSM 1900&WCDMA B2&CDMA BC1&LTE B2&25



| Frequency (MHz) | Result (dBm) | Factor (dB) | PK Limit (dBm) | Over Limit (dB) | Table (o) | ANT        | EUT        | Verdict |
|-----------------|--------------|-------------|----------------|-----------------|-----------|------------|------------|---------|
| 187.625         | -65.31       | -14.90      | -13.0          | -52.31          | 306.00    | Horizontal | Horizontal | Pass    |
| 1910.500        | -48.38       | -4.01       | -13.0          | -35.38          | 123.00    | Horizontal | Horizontal | N/A     |
| 1990.500        | -48.27       | -3.98       | -13.0          | -35.27          | 154.00    | Horizontal | Horizontal | N/A     |
| 5127.000        | -46.44       | 8.02        | -13.0          | -33.44          | 83.00     | Horizontal | Horizontal | Pass    |
| 6687.000        | -41.96       | 11.94       | -13.0          | -28.96          | 108.00    | Horizontal | Horizontal | Pass    |
| 12340.312       | -38.62       | 17.81       | -13.0          | -25.62          | 0.00      | Horizontal | Horizontal | Pass    |

## RSE-V&H GSM 1900 CH810

RSE Test case FCC PART22&24&27\_FCC PART 24\_1900\_GSM 1900&WCDMA B2&CDMA BC1&LTE B2&25

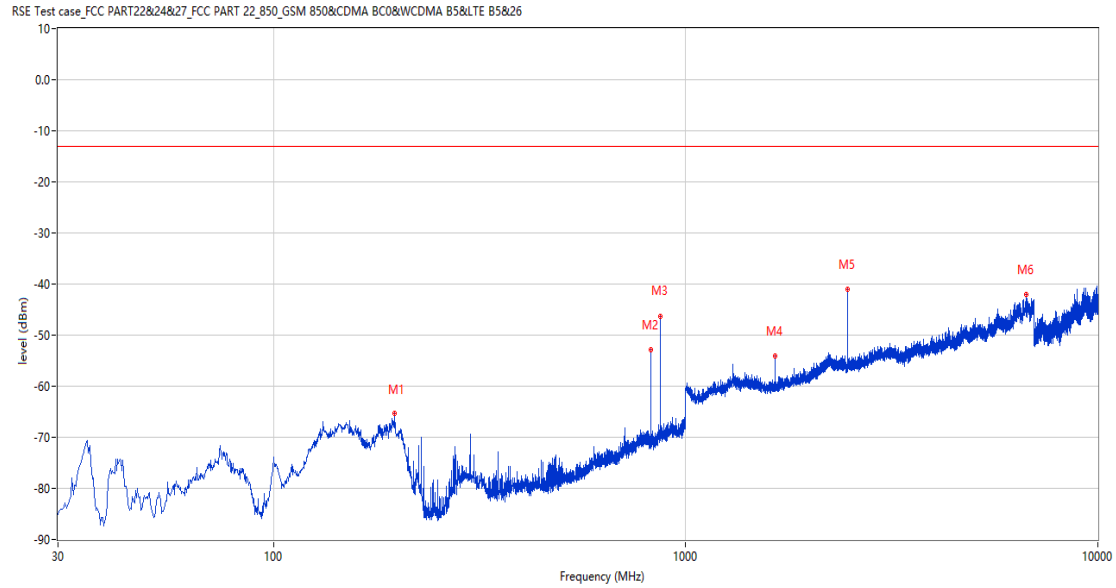


| Frequency (MHz) | Result (dBm) | Factor (dB) | PK Limit (dBm) | Over Limit (dB) | Table (o) | ANT      | EUT        | Verdict |
|-----------------|--------------|-------------|----------------|-----------------|-----------|----------|------------|---------|
| 249.947         | -62.88       | -14.51      | -13.0          | -49.88          | 360.00    | Vertical | Horizontal | Pass    |
| 1300.500        | -56.60       | -4.45       | -13.0          | -43.60          | 187.00    | Vertical | Horizontal | Pass    |
| 1910.500        | -45.35       | -4.01       | -13.0          | -32.35          | 52.00     | Vertical | Horizontal | N/A     |
| 3665.000        | -50.90       | 3.68        | -13.0          | -37.90          | 360.00    | Vertical | Horizontal | Pass    |
| 6740.000        | -42.19       | 12.50       | -13.0          | -29.19          | 266.00    | Vertical | Horizontal | Pass    |
| 14383.062       | -37.53       | 18.97       | -13.0          | -24.53          | 128.00    | Vertical | Horizontal | Pass    |

### 3 EGPRS 850

#### 3.1 EGPRS 850 Low Channel

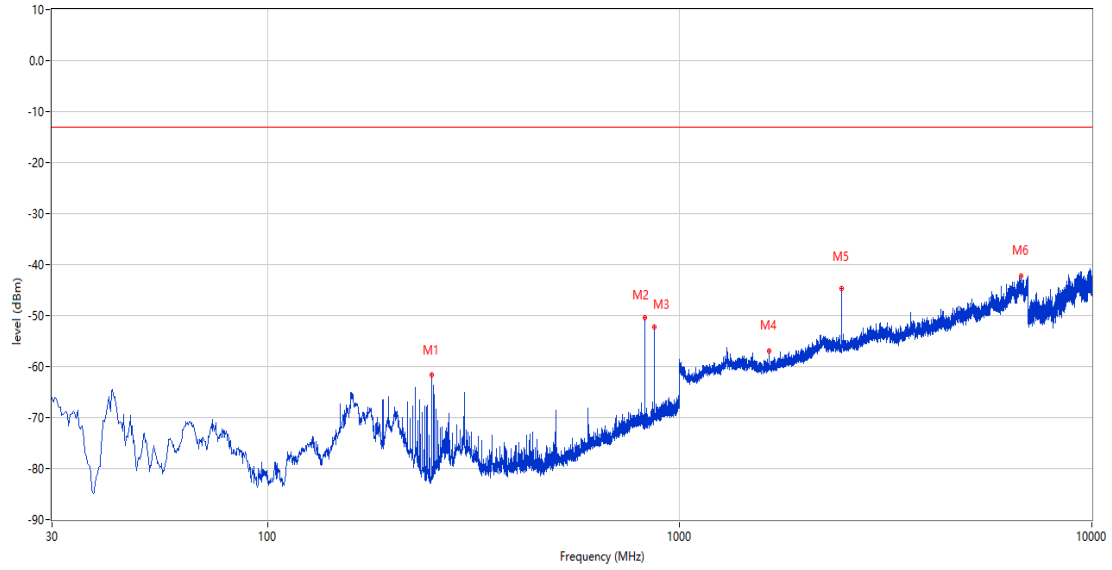
RSE-H&H EGPRS 850 CH128



| Frequency (MHz) | Result (dBm) | Factor (dB) | PK Limit (dBm) | Over Limit (dB) | Table (o) | ANT        | EUT        | Verdict |
|-----------------|--------------|-------------|----------------|-----------------|-----------|------------|------------|---------|
| 196.840         | -65.36       | -17.23      | -13.0          | -52.36          | 308.00    | Horizontal | Horizontal | Pass    |
| 824.188         | -52.89       | 1.40        | -13.0          | -39.89          | 204.00    | Horizontal | Horizontal | N/A     |
| 869.050         | -46.29       | 1.83        | -13.0          | -33.29          | 196.00    | Horizontal | Horizontal | N/A     |
| 1649.000        | -54.14       | -5.91       | -13.0          | -41.14          | 74.00     | Horizontal | Horizontal | Pass    |
| 2473.000        | -41.09       | -1.04       | -13.0          | -28.09          | 259.00    | Horizontal | Horizontal | Pass    |
| 6694.000        | -42.10       | 11.96       | -13.0          | -29.10          | 155.00    | Horizontal | Horizontal | Pass    |

RSE-V&V EGPRS 850 CH128

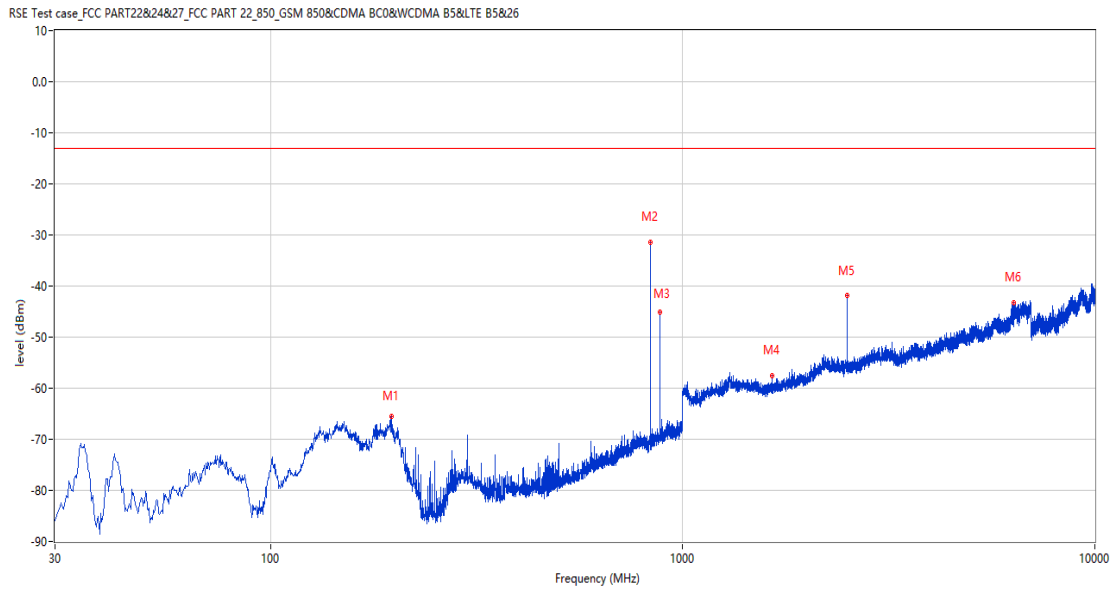
RSE Test case\_FCC PART22&24&27\_FCC PART 22\_850\_GSM 850&CDMA BC0&WCDMA B5&LTE B5&26



| Frequency (MHz) | Result (dBm) | Factor (dB) | PK Limit (dBm) | Over Limit (dB) | Table (o) | ANT      | EUT      | Verdict |
|-----------------|--------------|-------------|----------------|-----------------|-----------|----------|----------|---------|
| 249.947         | -61.64       | -14.62      | -13.0          | -48.64          | 48.00     | Vertical | Vertical | Pass    |
| 824.188         | -50.45       | 1.40        | -13.0          | -37.45          | 282.00    | Vertical | Vertical | N/A     |
| 869.292         | -52.33       | 1.83        | -13.0          | -39.33          | 308.00    | Vertical | Vertical | N/A     |
| 1649.000        | -56.91       | -5.91       | -13.0          | -43.91          | 269.00    | Vertical | Vertical | Pass    |
| 2473.000        | -44.77       | -1.04       | -13.0          | -31.77          | 117.00    | Vertical | Vertical | Pass    |
| 6737.000        | -42.24       | 12.37       | -13.0          | -29.24          | 46.00     | Vertical | Vertical | Pass    |

### 3.2 EGPRS 850 Middle Channel

#### RSE-H&H EGPRS 850 CH190

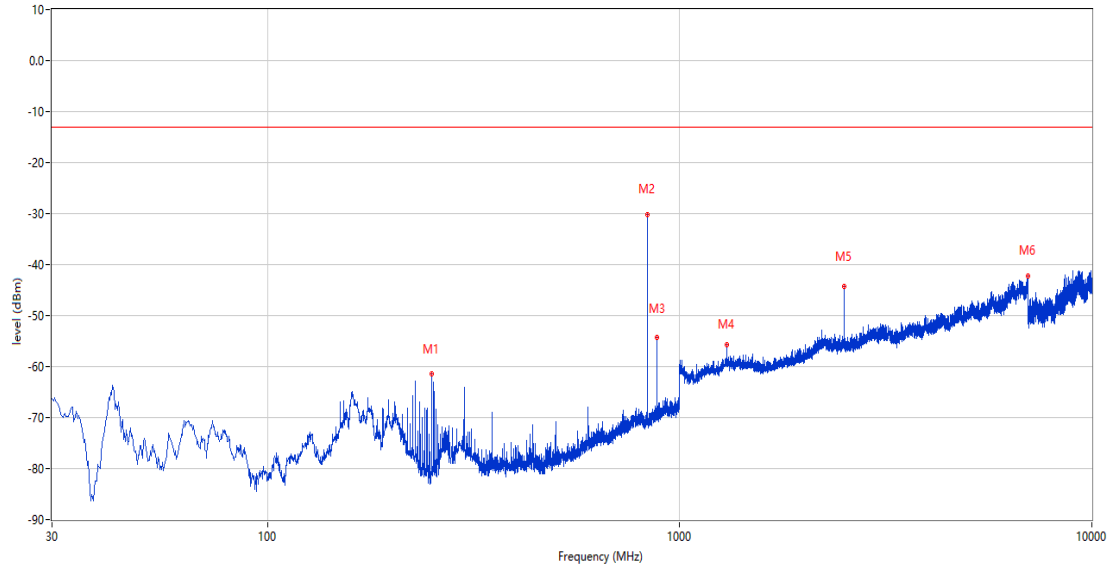


| Frequency (MHz) | Result (dBm) | Factor (dB) | PK Limit (dBm) | Over Limit (dB) | Table (o) | ANT        | EUT        | Verdict |
|-----------------|--------------|-------------|----------------|-----------------|-----------|------------|------------|---------|
| 196.840         | -65.48       | -17.23      | -13.0          | -52.48          | 98.00     | Horizontal | Horizontal | Pass    |
| 836.555         | -31.35       | 1.40        | -13.0          | -18.35          | 144.00    | Horizontal | Horizontal | N/A     |
| 881.660         | -45.07       | 2.34        | -13.0          | -32.07          | 190.00    | Horizontal | Horizontal | N/A     |
| 1647.000        | -57.53       | -5.56       | -13.0          | -44.53          | 238.00    | Horizontal | Horizontal | Pass    |
| 2510.000        | -41.80       | -0.91       | -13.0          | -28.80          | 260.00    | Horizontal | Horizontal | Pass    |
| 6364.000        | -43.17       | 9.64        | -13.0          | -30.17          | 57.00     | Horizontal | Horizontal | Pass    |



RSE-V&V EGPRS 850 CH190

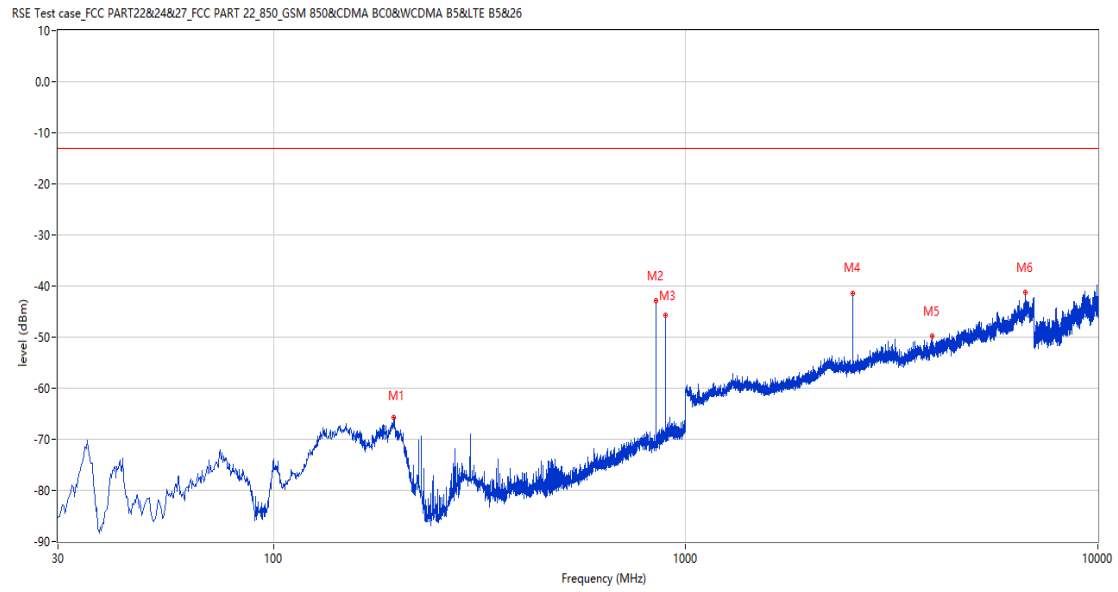
RSE Test case\_FCC PART22&24&27\_FCC PART 22\_850\_GSM 850&CDMA BC0&WCDMA B5&LTE B5&26



| Frequency (MHz) | Result (dBm) | Factor (dB) | PK Limit (dBm) | Over Limit (dB) | Table (o) | ANT      | EUT      | Verdict |
|-----------------|--------------|-------------|----------------|-----------------|-----------|----------|----------|---------|
| 249.947         | -61.47       | -14.62      | -13.0          | -48.47          | 336.00    | Vertical | Vertical | Pass    |
| 836.555         | -30.18       | 1.40        | -13.0          | -17.18          | 294.00    | Vertical | Vertical | N/A     |
| 881.660         | -54.34       | 2.34        | -13.0          | -41.34          | 287.00    | Vertical | Vertical | N/A     |
| 1300.500        | -55.69       | -4.44       | -13.0          | -42.69          | 347.00    | Vertical | Vertical | Pass    |
| 2510.500        | -44.30       | -0.93       | -13.0          | -31.30          | 54.00     | Vertical | Vertical | Pass    |
| 6995.000        | -42.21       | 12.94       | -13.0          | -29.21          | 346.00    | Vertical | Vertical | Pass    |

### 3.3 EGPRS 850 High Channel

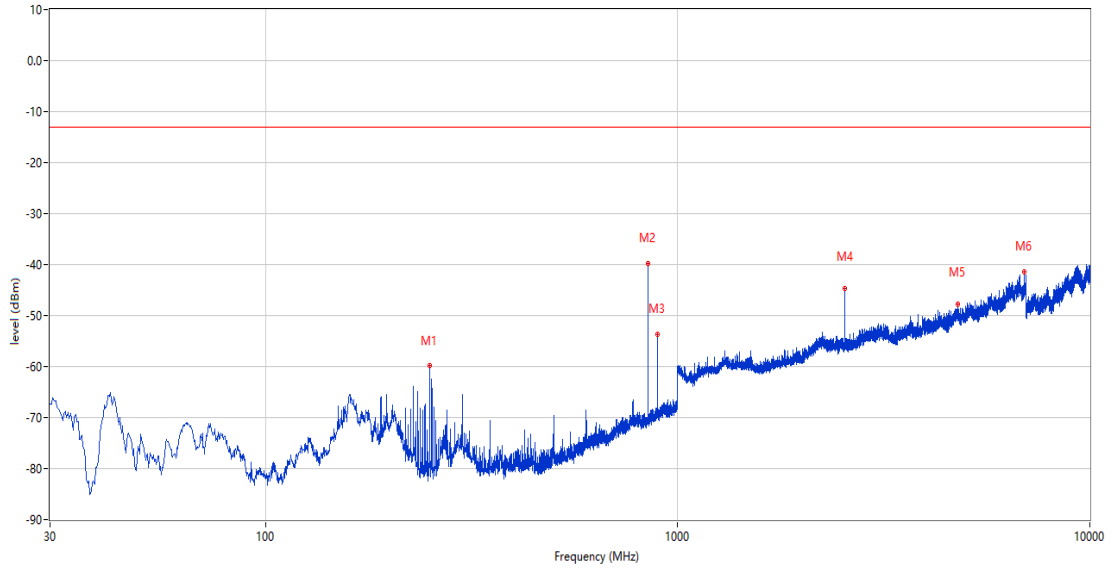
#### RSE-H&H EGPRS 850 CH251



| Frequency (MHz) | Result (dBm) | Factor (dB) | PK Limit (dBm) | Over Limit (dB) | Table (o) | ANT        | EUT        | Verdict |
|-----------------|--------------|-------------|----------------|-----------------|-----------|------------|------------|---------|
| 196.112         | -65.69       | -16.60      | -13.0          | -52.69          | 110.00    | Horizontal | Horizontal | Pass    |
| 848.680         | -42.90       | 1.63        | -13.0          | -29.90          | 72.00     | Horizontal | Horizontal | N/A     |
| 893.785         | -45.77       | 2.52        | -13.0          | -32.77          | 199.00    | Horizontal | Horizontal | N/A     |
| 2547.000        | -41.50       | -0.72       | -13.0          | -28.50          | 65.00     | Horizontal | Horizontal | Pass    |
| 3954.000        | -49.78       | 6.06        | -13.0          | -36.78          | 56.00     | Horizontal | Horizontal | Pass    |
| 6671.000        | -41.28       | 11.71       | -13.0          | -28.28          | 263.00    | Horizontal | Horizontal | Pass    |

RSE-V&V EGPRS 850 CH251

RSE Test case FCC PART22&24&27 FCC PART 22\_850\_GSM 850&CDMA BC0&WCDMA B5&LTE B5&26



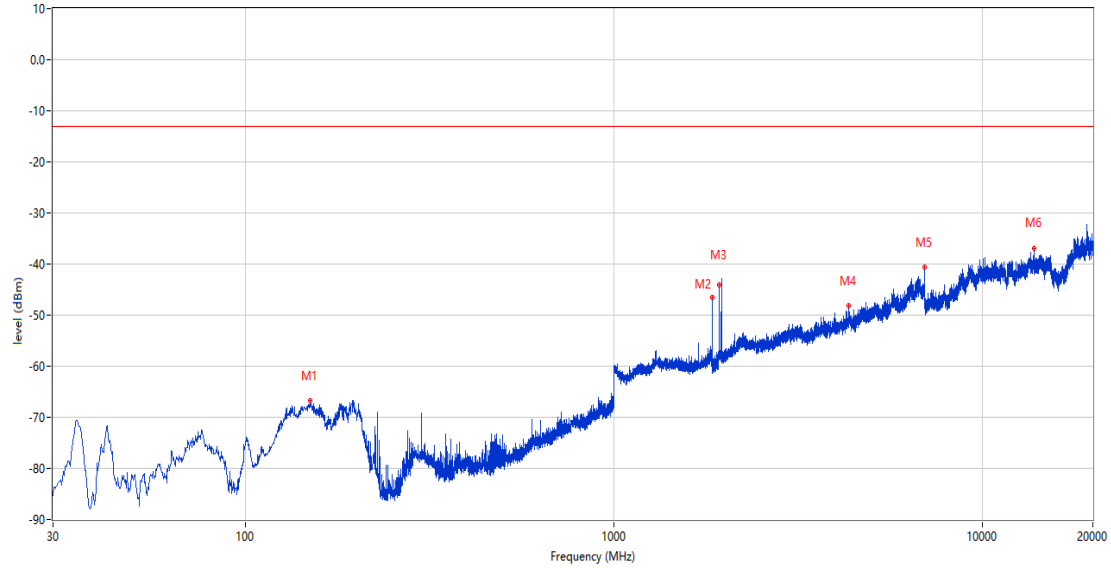
| Frequency (MHz) | Result (dBm) | Factor (dB) | PK Limit (dBm) | Over Limit (dB) | Table (o) | ANT      | EUT      | Verdict |
|-----------------|--------------|-------------|----------------|-----------------|-----------|----------|----------|---------|
| 249.947         | -59.80       | -14.62      | -13.0          | -46.80          | 325.00    | Vertical | Vertical | Pass    |
| 848.922         | -39.71       | 1.63        | -13.0          | -26.71          | 286.00    | Vertical | Vertical | N/A     |
| 893.785         | -53.58       | 2.52        | -13.0          | -40.58          | 105.00    | Vertical | Vertical | N/A     |
| 2547.000        | -44.72       | -0.72       | -13.0          | -31.72          | 20.00     | Vertical | Vertical | Pass    |
| 4788.000        | -47.79       | 7.28        | -13.0          | -34.79          | 14.00     | Vertical | Vertical | Pass    |
| 6947.000        | -41.34       | 12.77       | -13.0          | -28.34          | 117.00    | Vertical | Vertical | Pass    |

## 4 EGPRS 1900

### 4.1 EGPRS 1900 Low Channel

#### RSE-H&H EGPRS 1900 CH512

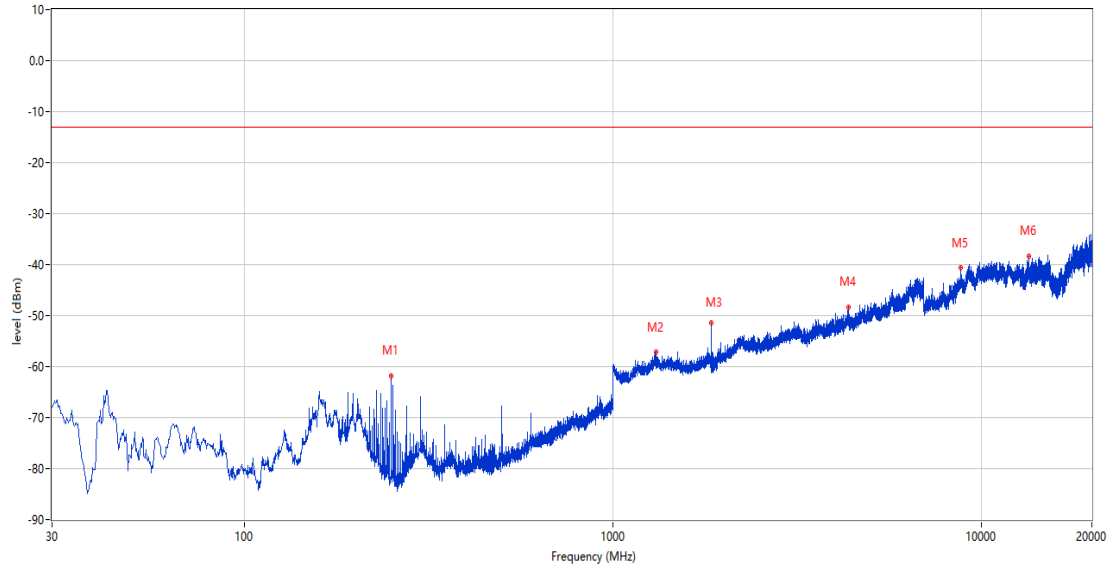
RSE Test case FCC PART22&24&27 FCC PART 24\_1900\_GSM 1900&WCDMA B2&CDMA BC1&LTE B2&25



| Frequency (MHz) | Result (dBm) | Factor (dB) | PK Limit (dBm) | Over Limit (dB) | Table (o) | ANT        | EUT        | Verdict |
|-----------------|--------------|-------------|----------------|-----------------|-----------|------------|------------|---------|
| 150.038         | -66.82       | -14.00      | -13.0          | -53.82          | 89.00     | Horizontal | Horizontal | Pass    |
| 1850.500        | -46.44       | -4.41       | -13.0          | -33.44          | 69.00     | Horizontal | Horizontal | N/A     |
| 1930.500        | -44.13       | -3.63       | -13.0          | -31.13          | 153.00    | Horizontal | Horizontal | N/A     |
| 4353.000        | -48.18       | 7.12        | -13.0          | -35.18          | 195.00    | Horizontal | Horizontal | Pass    |
| 6981.000        | -40.69       | 13.13       | -13.0          | -27.69          | 55.00     | Horizontal | Horizontal | Pass    |
| 13832.063       | -37.01       | 19.66       | -13.0          | -24.01          | 77.00     | Horizontal | Horizontal | Pass    |

RSE-V&H EGPRS 1900 CH512

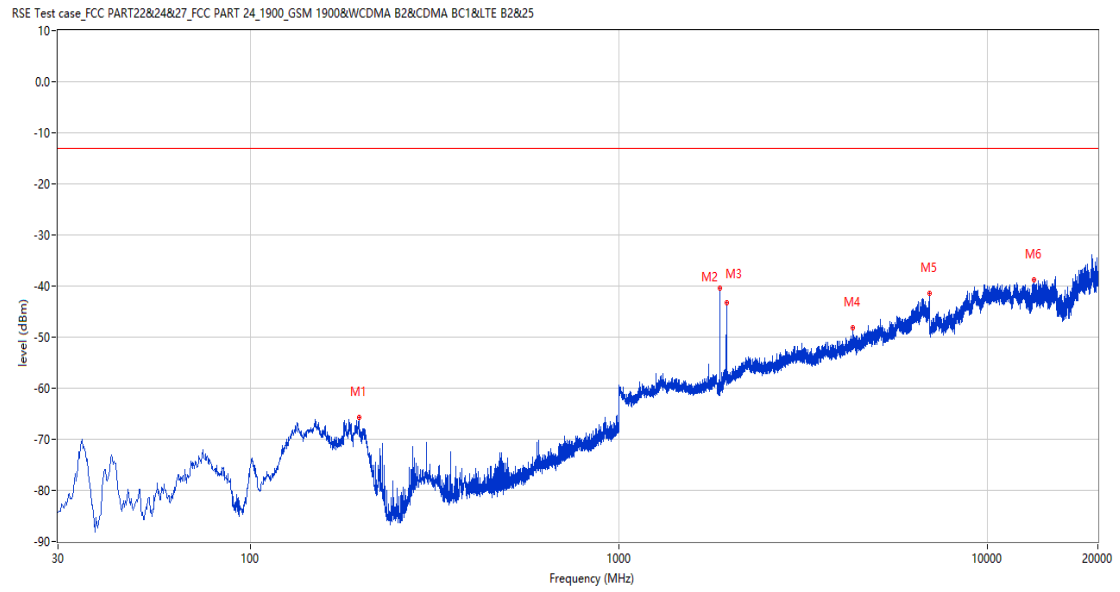
RSE Test case\_FCC PART22&24&27\_FCC PART 24\_1900\_GSM 1900&WCDMA B2&CDMA BC1&LTE B2&25



| Frequency (MHz) | Result (dBm) | Factor (dB) | PK Limit (dBm) | Over Limit (dB) | Table (o) | ANT      | EUT        | Verdict |
|-----------------|--------------|-------------|----------------|-----------------|-----------|----------|------------|---------|
| 249.947         | -61.74       | -14.51      | -13.0          | -48.74          | 239.00    | Vertical | Horizontal | Pass    |
| 1311.000        | -57.06       | -4.65       | -13.0          | -44.06          | 227.00    | Vertical | Horizontal | Pass    |
| 1851.000        | -51.49       | -4.41       | -13.0          | -38.49          | 216.00    | Vertical | Horizontal | N/A     |
| 4367.000        | -48.32       | 7.13        | -13.0          | -35.32          | 238.00    | Vertical | Horizontal | Pass    |
| 8829.938        | -40.68       | 16.31       | -13.0          | -27.68          | 299.00    | Vertical | Horizontal | Pass    |
| 13498.563       | -38.28       | 18.48       | -13.0          | -25.28          | 3.00      | Vertical | Horizontal | Pass    |

## 4.2 EGPRS 1900 Middle Channel

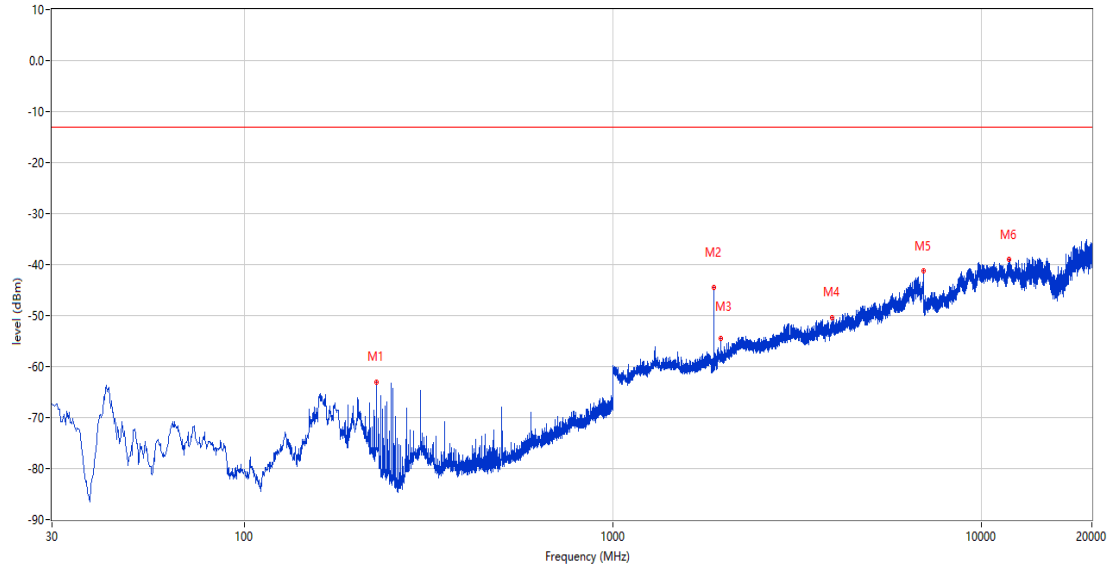
### RSE-H&H EGPRS 1900 CH661



| Frequency (MHz) | Result (dBm) | Factor (dB) | PK Limit (dBm) | Over Limit (dB) | Table (o) | ANT        | EUT        | Verdict |
|-----------------|--------------|-------------|----------------|-----------------|-----------|------------|------------|---------|
| 196.840         | -65.70       | -17.17      | -13.0          | -52.70          | 293.00    | Horizontal | Horizontal | Pass    |
| 1880.500        | -40.37       | -4.29       | -13.0          | -27.37          | 144.00    | Horizontal | Horizontal | N/A     |
| 1960.500        | -43.19       | -4.39       | -13.0          | -30.19          | 151.00    | Horizontal | Horizontal | N/A     |
| 4321.000        | -48.21       | 6.03        | -13.0          | -35.21          | 270.00    | Horizontal | Horizontal | Pass    |
| 6994.000        | -41.39       | 12.93       | -13.0          | -28.39          | 315.00    | Horizontal | Horizontal | Pass    |
| 13411.562       | -38.81       | 18.48       | -13.0          | -25.81          | 7.00      | Horizontal | Horizontal | Pass    |

RSE-V&H EGPRS 1900 CH661

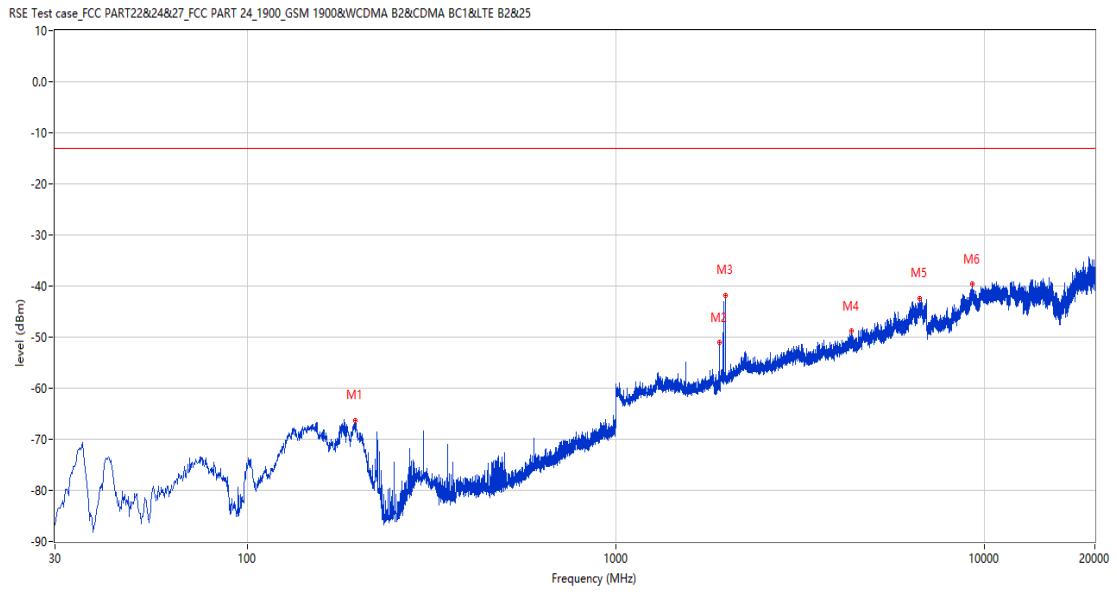
RSE Test case FCC PART22&24&27 FCC PART 24\_1900\_GSM 1900&WCDMA B2&CDMA BC1&LTE B2&25



| Frequency (MHz) | Result (dBm) | Factor (dB) | PK Limit (dBm) | Over Limit (dB) | Table (o) | ANT      | EUT        | Verdict |
|-----------------|--------------|-------------|----------------|-----------------|-----------|----------|------------|---------|
| 228.122         | -63.06       | -15.39      | -13.0          | -50.06          | 24.00     | Vertical | Horizontal | Pass    |
| 1880.500        | -44.53       | -4.29       | -13.0          | -31.53          | 59.00     | Vertical | Horizontal | N/A     |
| 1960.500        | -54.50       | -4.39       | -13.0          | -41.50          | 143.00    | Vertical | Horizontal | N/A     |
| 3931.000        | -50.51       | 5.24        | -13.0          | -37.51          | 126.00    | Vertical | Horizontal | Pass    |
| 6982.000        | -41.27       | 13.11       | -13.0          | -28.27          | 233.00    | Vertical | Horizontal | Pass    |
| 11886.063       | -39.02       | 19.20       | -13.0          | -26.02          | 225.00    | Vertical | Horizontal | Pass    |

### 4.3 EGPRS 1900 High Channel

#### RSE-H&H EGPRS 1900 CH810

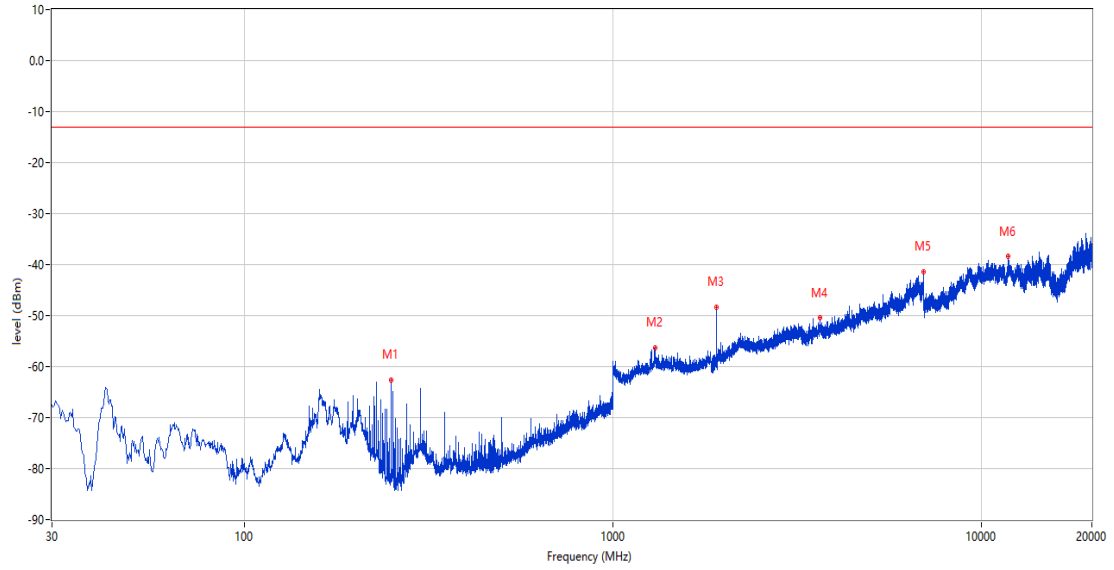


| Frequency (MHz) | Result (dBm) | Factor (dB) | PK Limit (dBm) | Over Limit (dB) | Table (o) | ANT        | EUT        | Verdict |
|-----------------|--------------|-------------|----------------|-----------------|-----------|------------|------------|---------|
| 195.870         | -66.30       | -16.34      | -13.0          | -53.30          | 114.00    | Horizontal | Horizontal | Pass    |
| 1910.500        | -51.08       | -4.01       | -13.0          | -38.08          | 62.00     | Horizontal | Horizontal | N/A     |
| 1990.500        | -41.78       | -3.98       | -13.0          | -28.78          | 155.00    | Horizontal | Horizontal | N/A     |
| 4356.000        | -48.83       | 6.88        | -13.0          | -35.83          | 239.00    | Horizontal | Horizontal | Pass    |
| 6689.000        | -42.50       | 11.89       | -13.0          | -29.50          | 265.00    | Horizontal | Horizontal | Pass    |
| 9304.313        | -39.67       | 17.37       | -13.0          | -26.67          | 360.00    | Horizontal | Horizontal | Pass    |



RSE-V&H EGPRS 1900 CH810

RSE Test case FCC PART22&24&27\_FCC PART 24\_1900\_GSM 1900&WCDMA B2&CDMA BC1&LTE B2&25



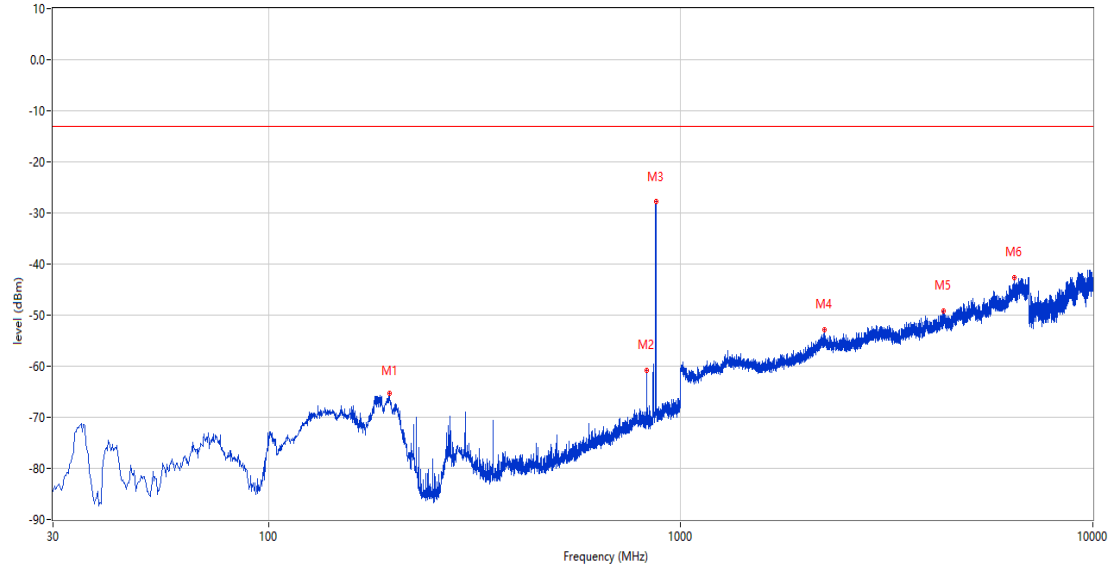
| Frequency (MHz) | Result (dBm) | Factor (dB) | PK Limit (dBm) | Over Limit (dB) | Table (o) | ANT      | EUT        | Verdict |
|-----------------|--------------|-------------|----------------|-----------------|-----------|----------|------------|---------|
| 249.947         | -62.75       | -14.51      | -13.0          | -49.75          | 75.00     | Vertical | Horizontal | Pass    |
| 1300.500        | -56.25       | -4.45       | -13.0          | -43.25          | 242.00    | Vertical | Horizontal | Pass    |
| 1910.500        | -48.33       | -4.01       | -13.0          | -35.33          | 76.00     | Vertical | Horizontal | N/A     |
| 3662.000        | -50.47       | 3.84        | -13.0          | -37.47          | 60.00     | Vertical | Horizontal | Pass    |
| 6996.000        | -41.37       | 12.95       | -13.0          | -28.37          | 43.00     | Vertical | Horizontal | Pass    |
| 11865.938       | -38.42       | 18.93       | -13.0          | -25.42          | 194.00    | Vertical | Horizontal | Pass    |

## 5 WCDMA Band 5

### 5.1 WCDMA Band 5 Low Channel

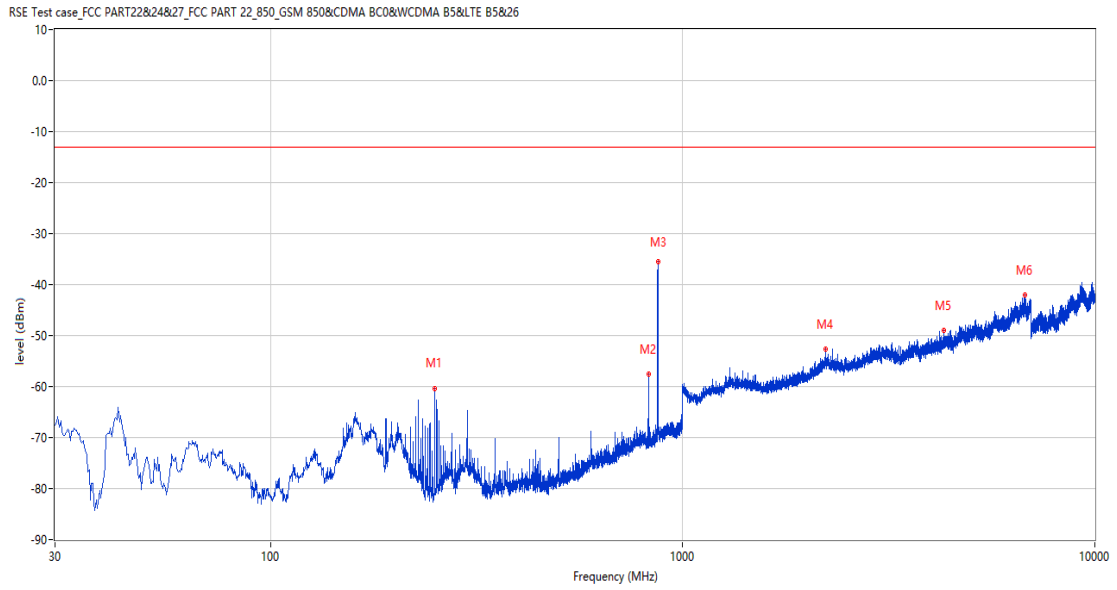
RSE-H&H WCDMA Band 5 CH4132

RSE Test case FCC PART22&24&27 FCC PART 22\_850\_GSM 850&CDMA BC0&WCDMA B5&LTE B5&26



| Frequency (MHz) | Result (dBm) | Factor (dB) | PK Limit (dBm) | Over Limit (dB) | Table (o) | ANT        | EUT        | Verdict |
|-----------------|--------------|-------------|----------------|-----------------|-----------|------------|------------|---------|
| 196.840         | -65.37       | -17.23      | -13.0          | -52.37          | 314.00    | Horizontal | Horizontal | Pass    |
| 826.612         | -60.80       | 1.40        | -13.0          | -47.80          | 212.00    | Horizontal | Horizontal | N/A     |
| 871.475         | -27.79       | 1.96        | -13.0          | -14.79          | 212.00    | Horizontal | Horizontal | N/A     |
| 2229.500        | -52.81       | -0.57       | -13.0          | -39.81          | 161.00    | Horizontal | Horizontal | Pass    |
| 4353.000        | -49.17       | 7.12        | -13.0          | -36.17          | 237.00    | Horizontal | Horizontal | Pass    |
| 6442.000        | -42.59       | 11.37       | -13.0          | -29.59          | 92.00     | Horizontal | Horizontal | Pass    |

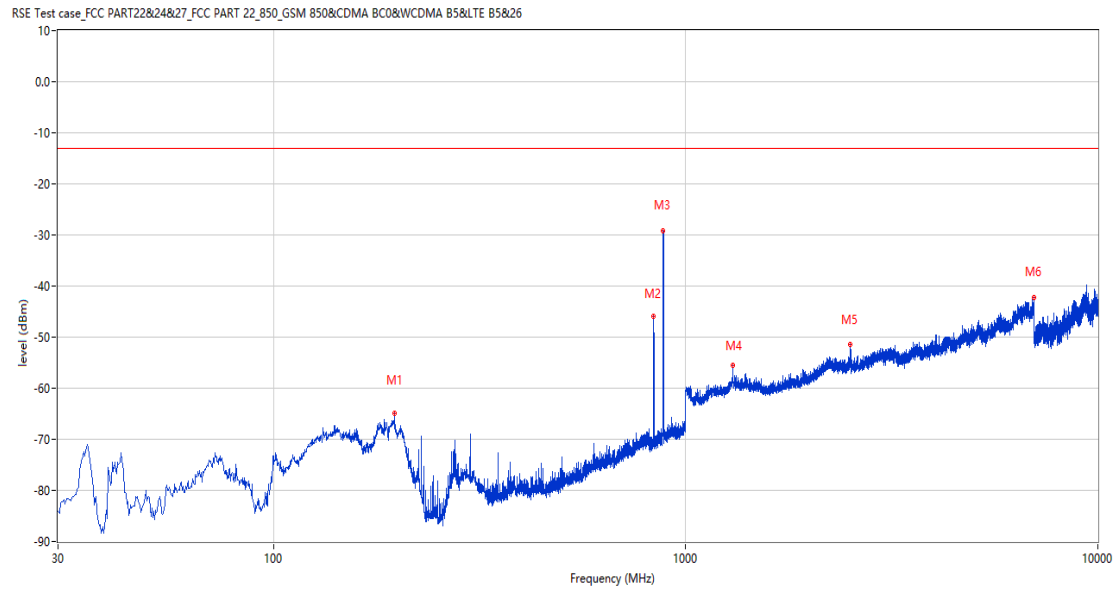
RSE-V&V WCDMA Band 5 CH4132



| Frequency (MHz) | Result (dBm) | Factor (dB) | PK Limit (dBm) | Over Limit (dB) | Table (o) | ANT      | EUT      | Verdict |
|-----------------|--------------|-------------|----------------|-----------------|-----------|----------|----------|---------|
| 249.947         | -60.33       | -14.62      | -13.0          | -47.33          | 95.00     | Vertical | Vertical | Pass    |
| 825.642         | -57.56       | 1.40        | -13.0          | -44.56          | 289.00    | Vertical | Vertical | N/A     |
| 870.748         | -35.43       | 1.92        | -13.0          | -22.43          | 311.00    | Vertical | Vertical | N/A     |
| 2225.000        | -52.74       | -0.58       | -13.0          | -39.74          | 340.00    | Vertical | Vertical | Pass    |
| 4306.000        | -49.02       | 5.88        | -13.0          | -36.02          | 113.00    | Vertical | Vertical | Pass    |
| 6754.000        | -42.10       | 12.01       | -13.0          | -29.10          | 58.00     | Vertical | Vertical | Pass    |

## 5.2 WCDMA Band 5 Middle Channel

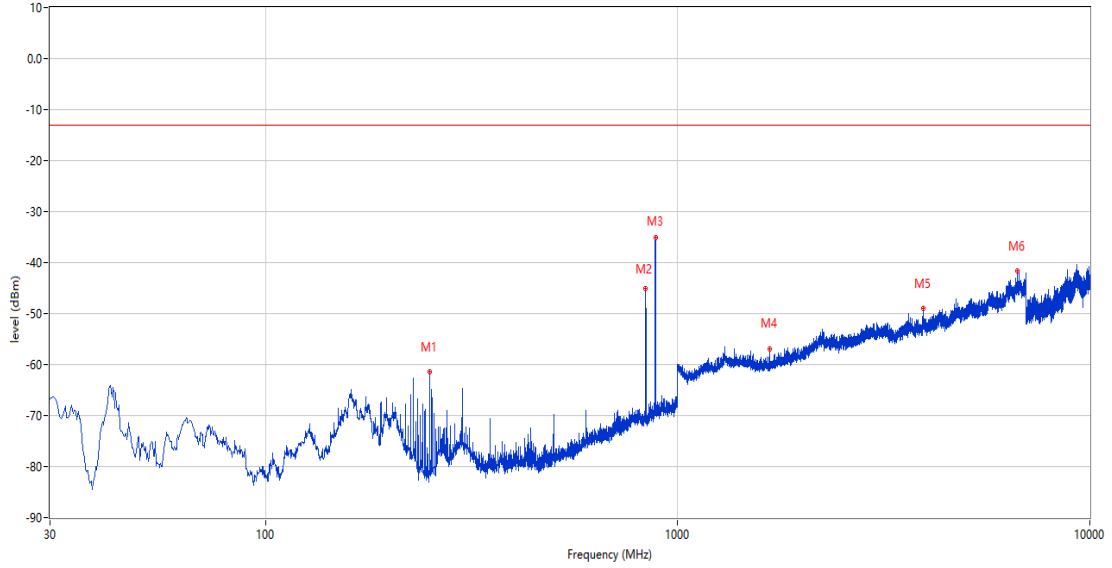
RSE-H&H WCDMA Band 5 CH4182



| Frequency (MHz) | Result (dBm) | Factor (dB) | PK Limit (dBm) | Over Limit (dB) | Table (o) | ANT        | EUT        | Verdict |
|-----------------|--------------|-------------|----------------|-----------------|-----------|------------|------------|---------|
| 196.840         | -64.88       | -17.23      | -13.0          | -51.88          | 360.00    | Horizontal | Horizontal | Pass    |
| 836.798         | -45.87       | 1.40        | -13.0          | -32.87          | 246.00    | Horizontal | Horizontal | N/A     |
| 880.932         | -29.11       | 2.32        | -13.0          | -16.11          | 208.00    | Horizontal | Horizontal | N/A     |
| 1300.500        | -55.50       | -4.44       | -13.0          | -42.50          | 198.00    | Horizontal | Horizontal | Pass    |
| 2509.000        | -51.48       | -0.86       | -13.0          | -38.48          | 72.00     | Horizontal | Horizontal | Pass    |
| 6999.000        | -42.28       | 12.94       | -13.0          | -29.28          | 353.00    | Horizontal | Horizontal | Pass    |

RSE-V&V WCDMA Band 5 CH4182

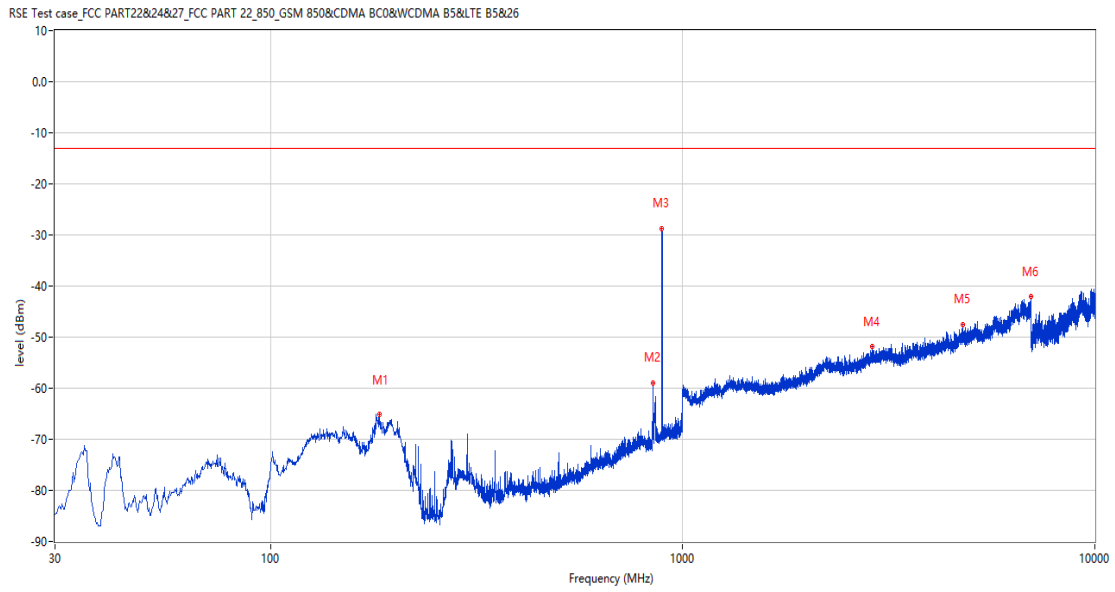
RSE Test case FCC PART22&24&27\_FCC PART 22\_850\_GSM 850&CDMA BC0&WCDMA B5&LTE B5&26



| Frequency (MHz) | Result (dBm) | Factor (dB) | PK Limit (dBm) | Over Limit (dB) | Table (o) | ANT      | EUT      | Verdict |
|-----------------|--------------|-------------|----------------|-----------------|-----------|----------|----------|---------|
| 249.947         | -61.49       | -14.62      | -13.0          | -48.49          | 332.00    | Vertical | Vertical | Pass    |
| 836.555         | -45.20       | 1.40        | -13.0          | -32.20          | 281.00    | Vertical | Vertical | N/A     |
| 882.873         | -35.06       | 2.37        | -13.0          | -22.06          | 281.00    | Vertical | Vertical | N/A     |
| 1668.500        | -56.91       | -6.05       | -13.0          | -43.91          | 30.00     | Vertical | Vertical | Pass    |
| 3940.000        | -49.01       | 5.45        | -13.0          | -36.01          | 188.00    | Vertical | Vertical | Pass    |
| 6677.000        | -41.68       | 12.17       | -13.0          | -28.68          | 360.00    | Vertical | Vertical | Pass    |

### 5.3 WCDMA Band 5 High Channel

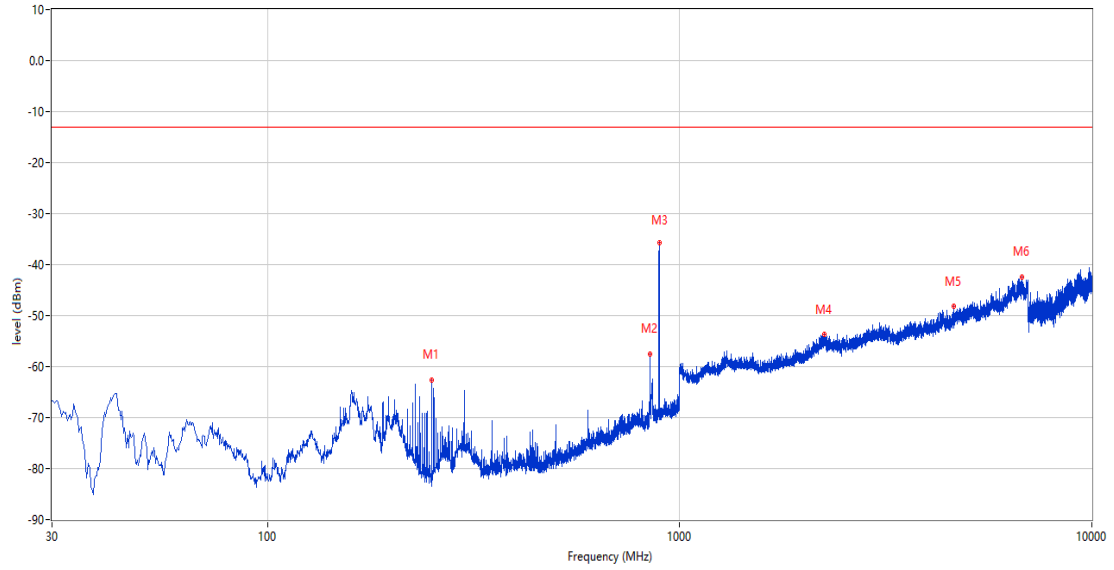
RSE-H&H WCDMA Band 5 CH4233



| Frequency (MHz) | Result (dBm) | Factor (dB) | PK Limit (dBm) | Over Limit (dB) | Table (o) | ANT        | EUT        | Verdict |
|-----------------|--------------|-------------|----------------|-----------------|-----------|------------|------------|---------|
| 183.988         | -65.20       | -14.59      | -13.0          | -52.20          | 325.00    | Horizontal | Horizontal | Pass    |
| 846.497         | -58.98       | 1.57        | -13.0          | -45.98          | 145.00    | Horizontal | Horizontal | N/A     |
| 890.148         | -28.77       | 2.58        | -13.0          | -15.77          | 208.00    | Horizontal | Horizontal | N/A     |
| 2881.500        | -51.79       | 0.96        | -13.0          | -38.79          | 146.00    | Horizontal | Horizontal | Pass    |
| 4788.000        | -47.49       | 7.28        | -13.0          | -34.49          | 320.00    | Horizontal | Horizontal | Pass    |
| 7000.000        | -41.94       | 12.91       | -13.0          | -28.94          | 0.00      | Horizontal | Horizontal | Pass    |

RSE-V&V WCDMA Band 5 CH4233

RSE Test case FCC PART22&24&27\_FCC PART 22\_850\_GSM 850&CDMA BC0&WCDMA B5&LTE B5&26

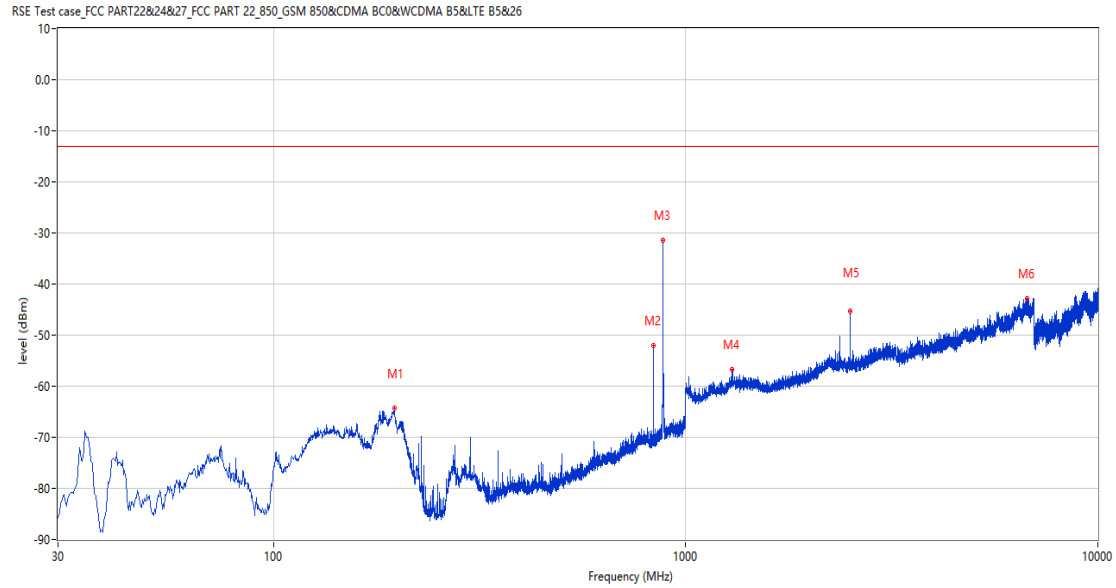


| Frequency (MHz) | Result (dBm) | Factor (dB) | PK Limit (dBm) | Over Limit (dB) | Table (o) | ANT      | EUT      | Verdict |
|-----------------|--------------|-------------|----------------|-----------------|-----------|----------|----------|---------|
| 249.947         | -62.59       | -14.62      | -13.0          | -49.59          | 239.00    | Vertical | Vertical | Pass    |
| 846.982         | -57.47       | 1.58        | -13.0          | -44.47          | 284.00    | Vertical | Vertical | N/A     |
| 893.300         | -35.74       | 2.54        | -13.0          | -22.74          | 92.00     | Vertical | Vertical | N/A     |
| 2244.000        | -53.63       | -0.69       | -13.0          | -40.63          | 180.00    | Vertical | Vertical | Pass    |
| 4632.000        | -48.25       | 6.16        | -13.0          | -35.25          | 202.00    | Vertical | Vertical | Pass    |
| 6780.000        | -42.39       | 11.70       | -13.0          | -29.39          | 47.00     | Vertical | Vertical | Pass    |

## 6 LTE Band 5

### 6.1 LTE Band5 BW1.4, Middle Channel

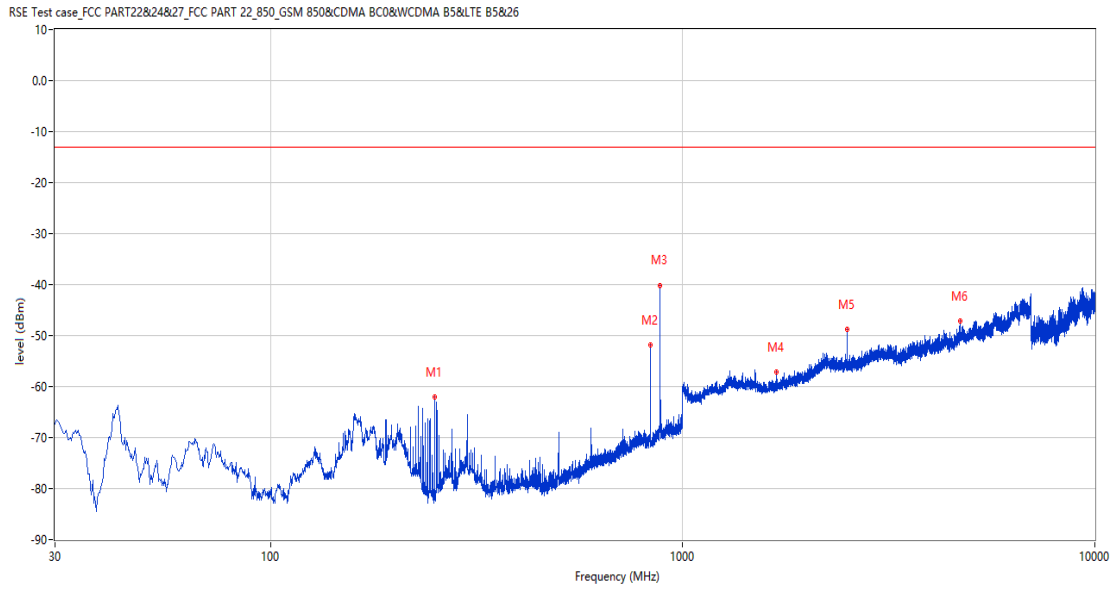
RSE-H&H LTE Band5 BW1.4 CH20525



| Frequency (MHz) | Result (dBm) | Factor (dB) | PK Limit (dBm) | Over Limit (dB) | Table (o) | ANT        | EUT        | Verdict |
|-----------------|--------------|-------------|----------------|-----------------|-----------|------------|------------|---------|
| 196.840         | -64.20       | -17.23      | -13.0          | -51.20          | 360.00    | Horizontal | Horizontal | Pass    |
| 836.070         | -52.13       | 1.40        | -13.0          | -39.13          | 138.00    | Horizontal | Horizontal | N/A     |
| 881.417         | -31.53       | 2.34        | -13.0          | -18.53          | 204.00    | Horizontal | Horizontal | N/A     |
| 1297.500        | -56.76       | -4.52       | -13.0          | -43.76          | 231.00    | Horizontal | Horizontal | Pass    |
| 2508.500        | -45.21       | -0.84       | -13.0          | -32.21          | 60.00     | Horizontal | Horizontal | Pass    |
| 6742.000        | -42.78       | 12.62       | -13.0          | -29.78          | 48.00     | Horizontal | Horizontal | Pass    |



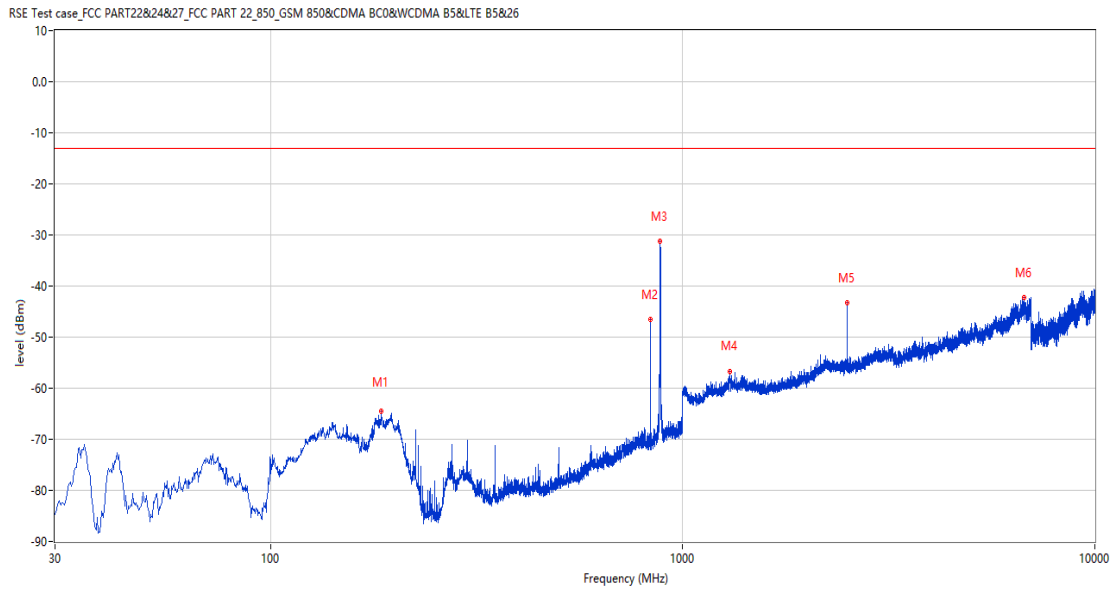
RSE-V&V LTE Band5 BW1.4 CH20525



| Frequency (MHz) | Result (dBm) | Factor (dB) | PK Limit (dBm) | Over Limit (dB) | Table (o) | ANT      | EUT      | Verdict |
|-----------------|--------------|-------------|----------------|-----------------|-----------|----------|----------|---------|
| 249.947         | -62.14       | -14.62      | -13.0          | -49.14          | 341.00    | Vertical | Vertical | Pass    |
| 836.070         | -51.92       | 1.40        | -13.0          | -38.92          | 266.00    | Vertical | Vertical | N/A     |
| 881.175         | -40.20       | 2.33        | -13.0          | -27.20          | 275.00    | Vertical | Vertical | N/A     |
| 1691.500        | -57.22       | -5.51       | -13.0          | -44.22          | 55.00     | Vertical | Vertical | Pass    |
| 2508.500        | -48.84       | -0.84       | -13.0          | -35.84          | 64.00     | Vertical | Vertical | Pass    |
| 4711.000        | -47.24       | 6.76        | -13.0          | -34.24          | 297.00    | Vertical | Vertical | Pass    |

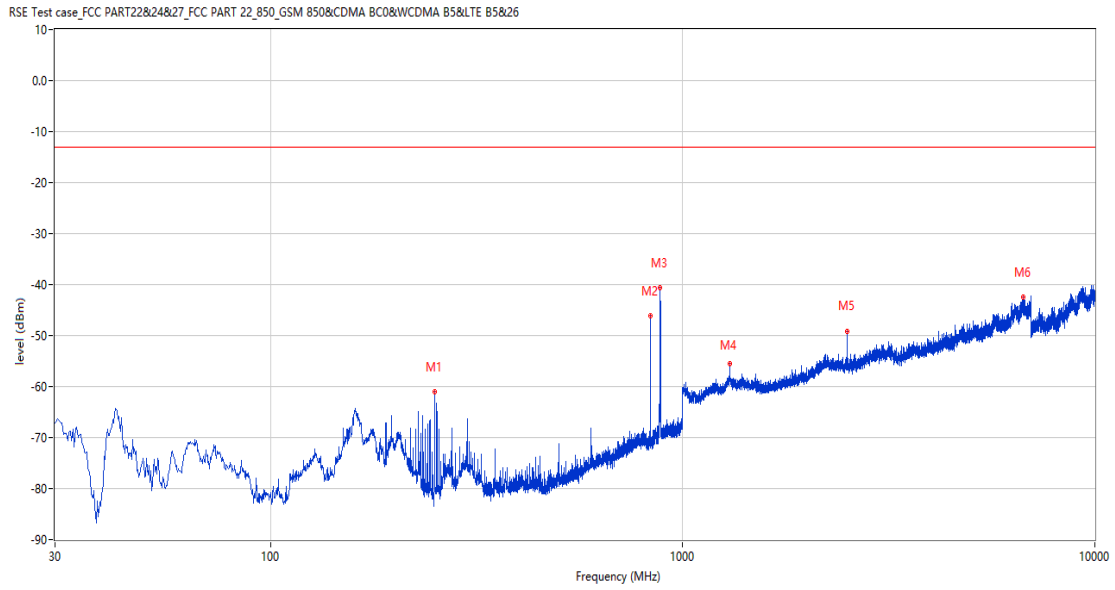
## 6.2 LTE Band5 BW3, Middle Channel

RSE-H&H LTE Band5 BW3 CH20525



| Frequency (MHz) | Result (dBm) | Factor (dB) | PK Limit (dBm) | Over Limit (dB) | Table (o) | ANT        | EUT        | Verdict |
|-----------------|--------------|-------------|----------------|-----------------|-----------|------------|------------|---------|
| 185.443         | -64.50       | -14.68      | -13.0          | -51.50          | 308.00    | Horizontal | Horizontal | Pass    |
| 835.343         | -46.56       | 1.40        | -13.0          | -33.56          | 243.00    | Horizontal | Horizontal | N/A     |
| 881.417         | -31.27       | 2.34        | -13.0          | -18.27          | 205.00    | Horizontal | Horizontal | N/A     |
| 1300.500        | -56.69       | -4.44       | -13.0          | -43.69          | 360.00    | Horizontal | Horizontal | Pass    |
| 2506.000        | -43.32       | -0.54       | -13.0          | -30.32          | 75.00     | Horizontal | Horizontal | Pass    |
| 6746.000        | -42.28       | 12.40       | -13.0          | -29.28          | 25.00     | Horizontal | Horizontal | Pass    |

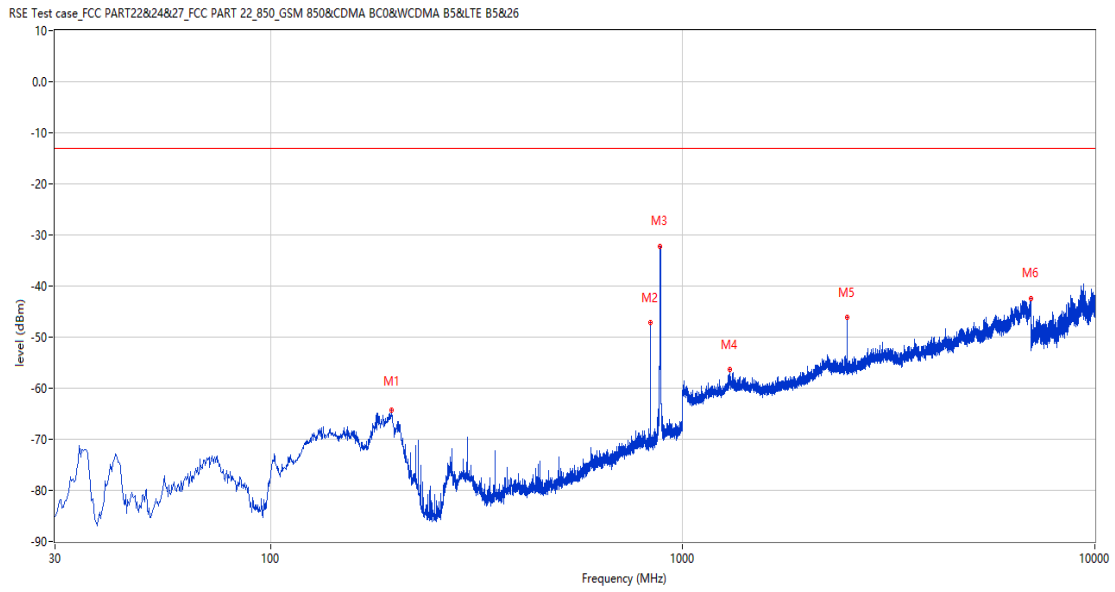
RSE-V&V LTE Band5 BW3 CH20525



| Frequency (MHz) | Result (dBm) | Factor (dB) | PK Limit (dBm) | Over Limit (dB) | Table (o) | ANT      | EUT      | Verdict |
|-----------------|--------------|-------------|----------------|-----------------|-----------|----------|----------|---------|
| 249.947         | -61.03       | -14.62      | -13.0          | -48.03          | 79.00     | Vertical | Vertical | Pass    |
| 835.343         | -46.13       | 1.40        | -13.0          | -33.13          | 171.00    | Vertical | Vertical | N/A     |
| 880.932         | -40.66       | 2.32        | -13.0          | -27.66          | 284.00    | Vertical | Vertical | N/A     |
| 1301.000        | -55.58       | -4.47       | -13.0          | -42.58          | 273.00    | Vertical | Vertical | Pass    |
| 2506.500        | -49.10       | -0.61       | -13.0          | -36.10          | 75.00     | Vertical | Vertical | Pass    |
| 6694.000        | -42.54       | 11.96       | -13.0          | -29.54          | 269.00    | Vertical | Vertical | Pass    |

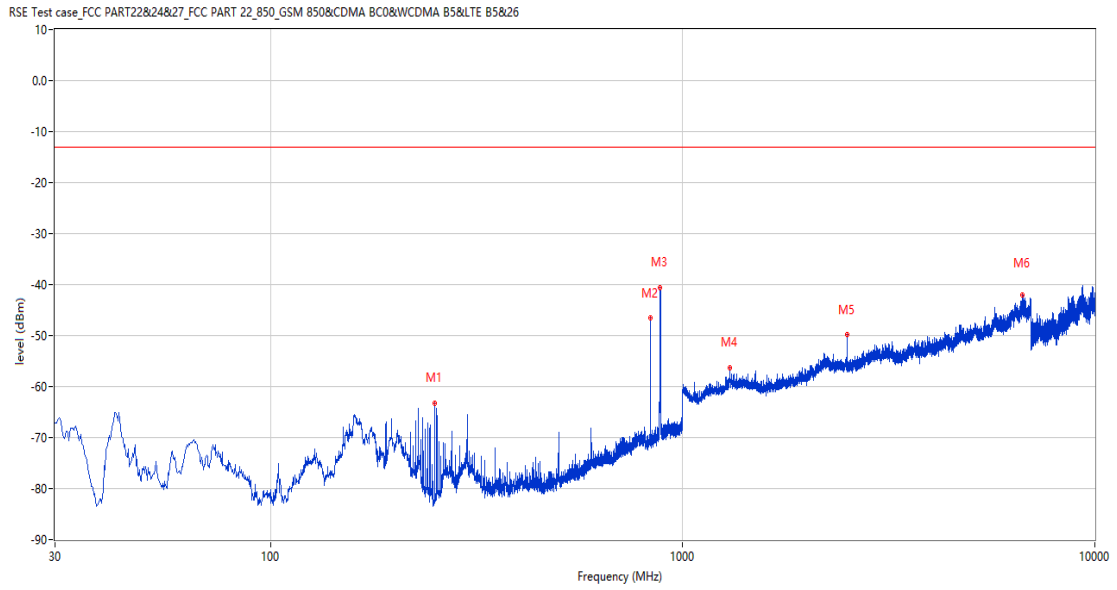
### 6.3 LTE Band5 BW5, Middle Channel

RSE-H&H LTE Band5 BW5 CH20525



| Frequency (MHz) | Result (dBm) | Factor (dB) | PK Limit (dBm) | Over Limit (dB) | Table (o) | ANT        | EUT        | Verdict |
|-----------------|--------------|-------------|----------------|-----------------|-----------|------------|------------|---------|
| 196.840         | -64.26       | -17.23      | -13.0          | -51.26          | 161.00    | Horizontal | Horizontal | Pass    |
| 834.372         | -47.23       | 1.40        | -13.0          | -34.23          | 246.00    | Horizontal | Horizontal | N/A     |
| 881.417         | -32.16       | 2.34        | -13.0          | -19.16          | 215.00    | Horizontal | Horizontal | N/A     |
| 1300.500        | -56.29       | -4.44       | -13.0          | -43.29          | 71.00     | Horizontal | Horizontal | Pass    |
| 2503.500        | -46.17       | -0.65       | -13.0          | -33.17          | 45.00     | Horizontal | Horizontal | Pass    |
| 6997.000        | -42.46       | 12.96       | -13.0          | -29.46          | 56.00     | Horizontal | Horizontal | Pass    |

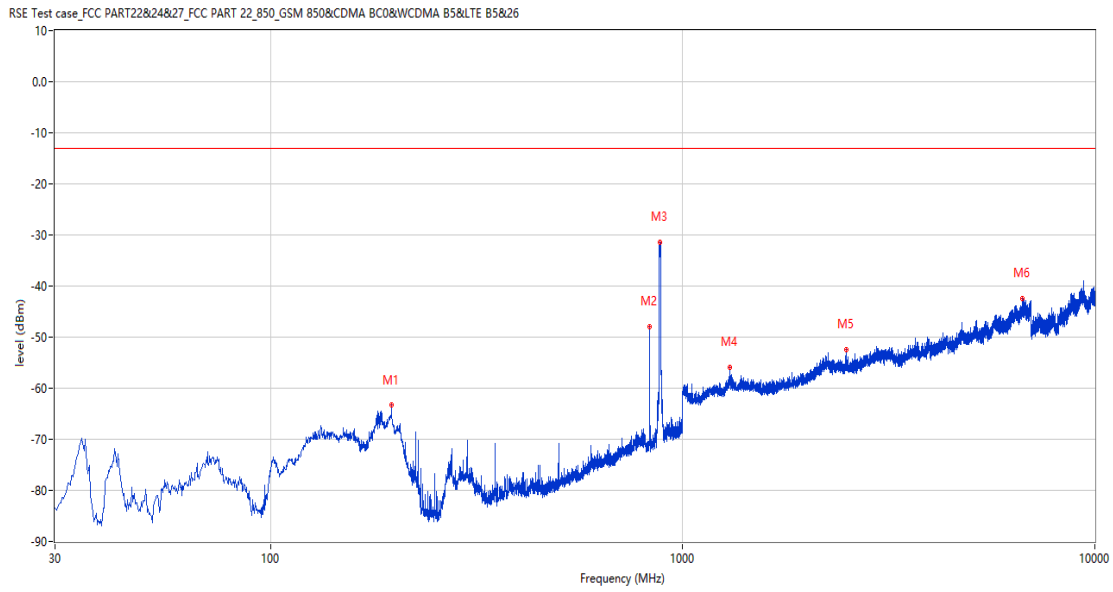
RSE-V&V LTE Band5 BW5 CH20525



| Frequency (MHz) | Result (dBm) | Factor (dB) | PK Limit (dBm) | Over Limit (dB) | Table (o) | ANT      | EUT      | Verdict |
|-----------------|--------------|-------------|----------------|-----------------|-----------|----------|----------|---------|
| 249.947         | -63.18       | -14.62      | -13.0          | -50.18          | 347.00    | Vertical | Vertical | Pass    |
| 834.372         | -46.62       | 1.40        | -13.0          | -33.62          | 179.00    | Vertical | Vertical | N/A     |
| 880.447         | -40.56       | 2.31        | -13.0          | -27.56          | 278.00    | Vertical | Vertical | N/A     |
| 1300.500        | -56.23       | -4.44       | -13.0          | -43.23          | 135.00    | Vertical | Vertical | Pass    |
| 2503.500        | -49.89       | -0.65       | -13.0          | -36.89          | 115.00    | Vertical | Vertical | Pass    |
| 6669.000        | -42.10       | 11.74       | -13.0          | -29.10          | 158.00    | Vertical | Vertical | Pass    |

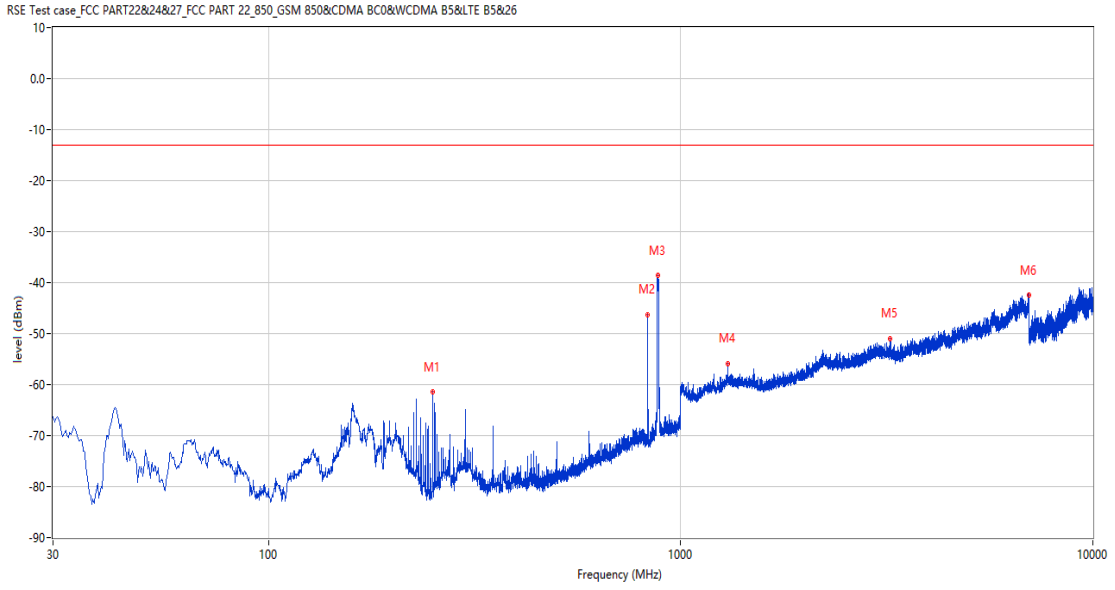
## 6.4 LTE Band5 BW10, Middle Channel

RSE-H&H LTE Band5 BW10 CH20525



| Frequency (MHz) | Result (dBm) | Factor (dB) | PK Limit (dBm) | Over Limit (dB) | Table (o) | ANT        | EUT        | Verdict |
|-----------------|--------------|-------------|----------------|-----------------|-----------|------------|------------|---------|
| 196.840         | -63.28       | -17.23      | -13.0          | -50.28          | 158.00    | Horizontal | Horizontal | Pass    |
| 832.190         | -47.90       | 1.40        | -13.0          | -34.90          | 243.00    | Horizontal | Horizontal | N/A     |
| 882.630         | -31.41       | 2.37        | -13.0          | -18.41          | 219.00    | Horizontal | Horizontal | N/A     |
| 1300.500        | -55.97       | -4.44       | -13.0          | -42.97          | 227.00    | Horizontal | Horizontal | Pass    |
| 2497.000        | -52.36       | -0.82       | -13.0          | -39.36          | 58.00     | Horizontal | Horizontal | Pass    |
| 6686.000        | -42.44       | 12.01       | -13.0          | -29.44          | 32.00     | Horizontal | Horizontal | Pass    |

RSE-V&V LTE Band5 BW10 CH20525



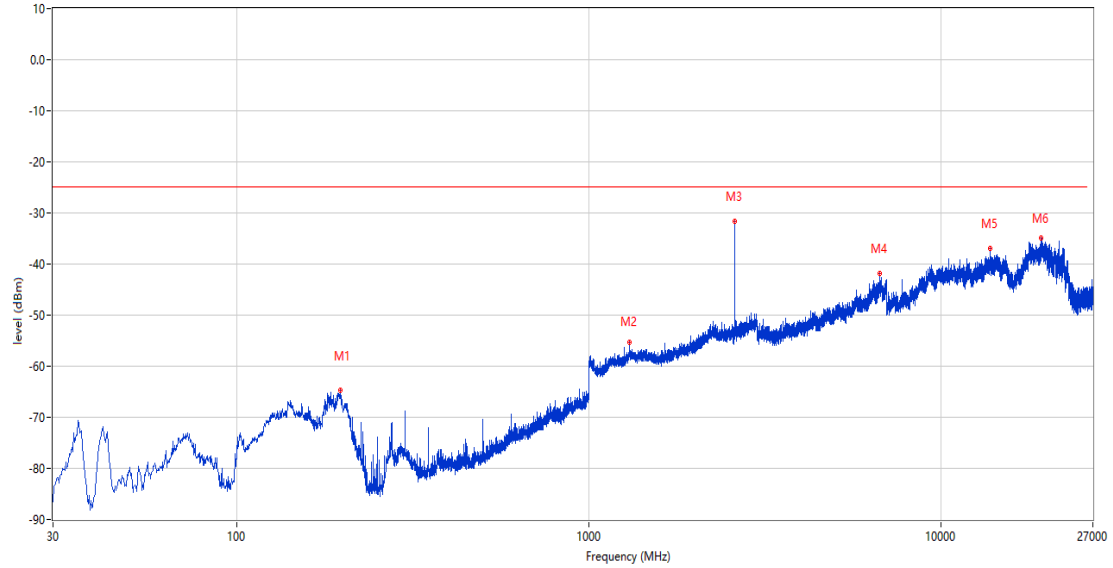
| Frequency (MHz) | Result (dBm) | Factor (dB) | PK Limit (dBm) | Over Limit (dB) | Table (o) | ANT      | EUT      | Verdict |
|-----------------|--------------|-------------|----------------|-----------------|-----------|----------|----------|---------|
| 249.947         | -61.45       | -14.62      | -13.0          | -48.45          | 0.00      | Vertical | Vertical | Pass    |
| 832.190         | -46.31       | 1.40        | -13.0          | -33.31          | 286.00    | Vertical | Vertical | N/A     |
| 879.478         | -38.64       | 2.25        | -13.0          | -25.64          | 277.00    | Vertical | Vertical | N/A     |
| 1300.500        | -55.90       | -4.44       | -13.0          | -42.90          | 359.00    | Vertical | Vertical | Pass    |
| 3227.000        | -51.02       | 4.14        | -13.0          | -38.02          | 39.00     | Vertical | Vertical | Pass    |
| 6999.000        | -42.55       | 12.94       | -13.0          | -29.55          | 134.00    | Vertical | Vertical | Pass    |

## 7 LTE Band 41

### 7.1 LTE Band41 BW5, Middle Channel

RSE-H&H LTE Band41 BW5 CH40620

RSE Test case\_FCC PART22&24&27\_FCC PART 27\_2593\_LTE B41

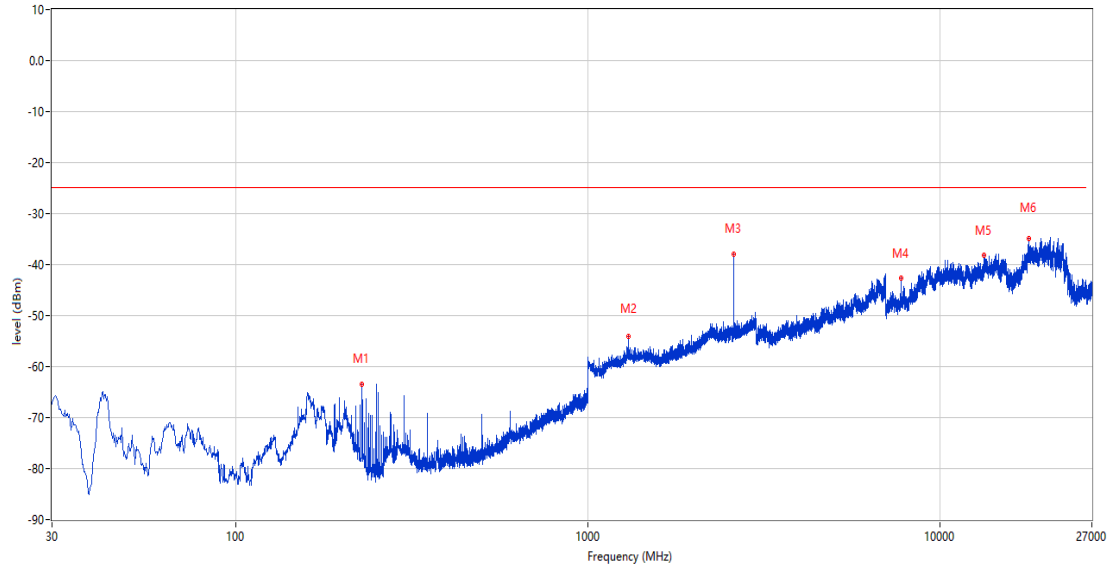


| Frequency (MHz) | Result (dBm) | Factor (dB) | PK Limit (dBm) | Over Limit (dB) | Table (o) | ANT        | EUT        | Verdict |
|-----------------|--------------|-------------|----------------|-----------------|-----------|------------|------------|---------|
| 196.840         | -64.61       | -16.65      | -25.0          | -39.61          | 0.00      | Horizontal | Horizontal | Pass    |
| 1300.500        | -55.34       | -2.73       | -25.0          | -30.34          | 219.00    | Horizontal | Horizontal | Pass    |
| 2591.500        | -31.68       | 2.22        | -25.0          | -6.68           | 80.00     | Horizontal | Horizontal | N/A     |
| 6692.000        | -41.90       | 11.86       | -25.0          | -16.90          | 243.00    | Horizontal | Horizontal | Pass    |
| 13784.937       | -36.92       | 20.21       | -25.0          | -11.92          | 13.00     | Horizontal | Horizontal | Pass    |
| 19267.750       | -34.89       | 25.60       | -25.0          | -9.89           | 91.00     | Horizontal | Horizontal | Pass    |



RSE-V&V LTE Band41 BW5 CH40620

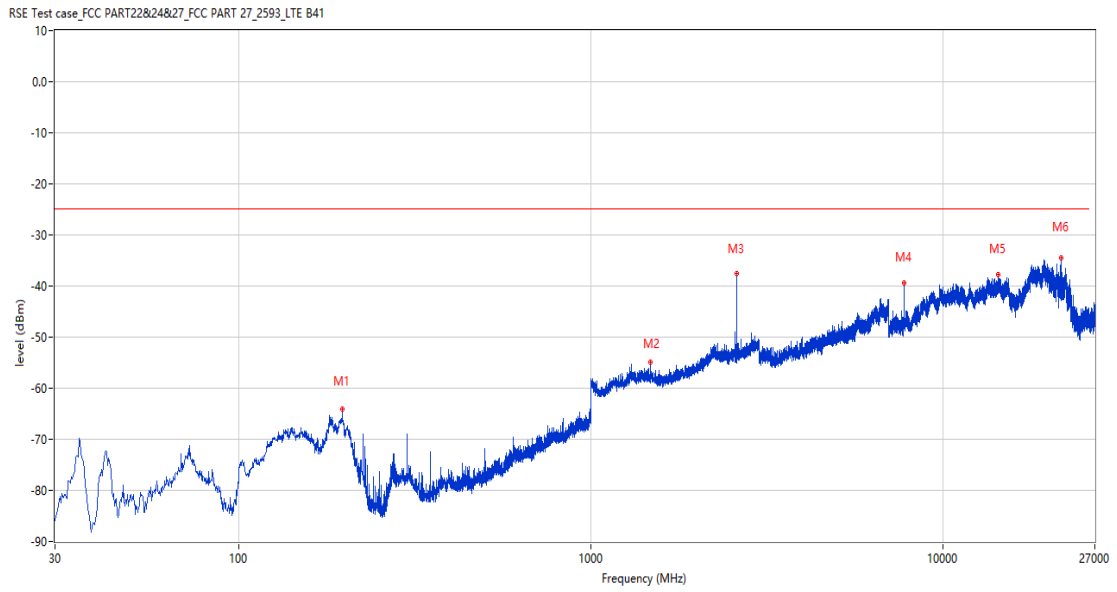
RSE Test case FCC PART22&24&27\_FCC PART 27\_2593\_LTE B41



| Frequency (MHz) | Result (dBm) | Factor (dB) | PK Limit (dBm) | Over Limit (dB) | Table (o) | ANT      | EUT      | Verdict |
|-----------------|--------------|-------------|----------------|-----------------|-----------|----------|----------|---------|
| 228.122         | -63.56       | -14.83      | -25.0          | -38.56          | 246.00    | Vertical | Vertical | Pass    |
| 1300.500        | -54.08       | -2.73       | -25.0          | -29.08          | 213.00    | Vertical | Vertical | Pass    |
| 2591.500        | -37.92       | 2.22        | -25.0          | -12.92          | 185.00    | Vertical | Vertical | N/A     |
| 7773.375        | -42.60       | 10.92       | -25.0          | -17.60          | 54.00     | Vertical | Vertical | Pass    |
| 13342.687       | -38.26       | 19.07       | -25.0          | -13.26          | 0.00      | Vertical | Vertical | Pass    |
| 17890.251       | -34.99       | 20.79       | -25.0          | -9.99           | 276.00    | Vertical | Vertical | Pass    |

## 7.2 LTE Band41 BW10, Middle Channel

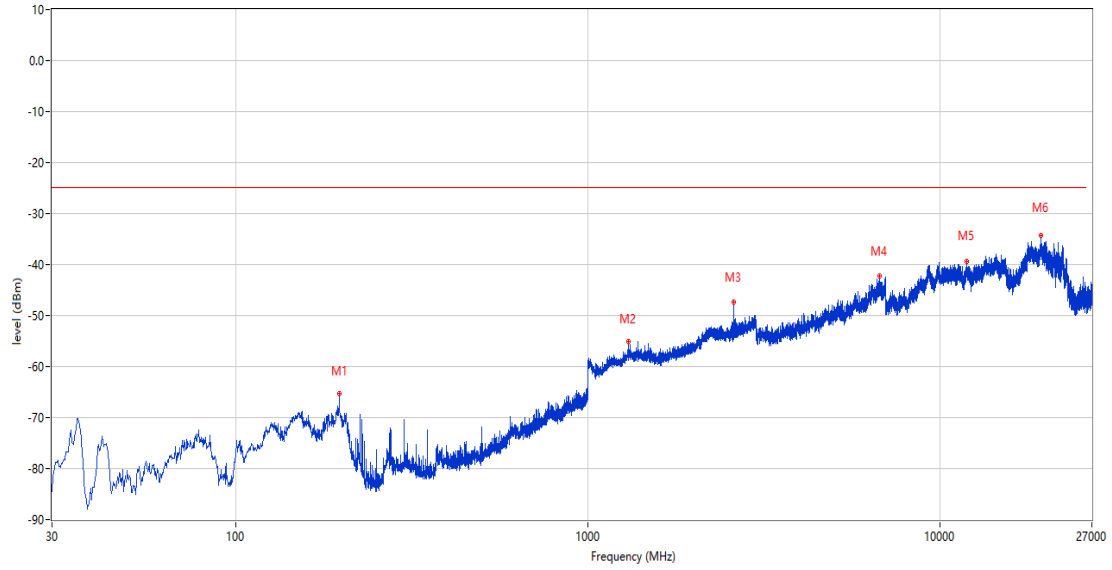
RSE-H&H LTE Band41 BW10 CH40620



| Frequency (MHz) | Result (dBm) | Factor (dB) | PK Limit (dBm) | Over Limit (dB) | Table (o) | ANT        | EUT        | Verdict |
|-----------------|--------------|-------------|----------------|-----------------|-----------|------------|------------|---------|
| 196.840         | -64.15       | -16.65      | -25.0          | -39.15          | 161.00    | Horizontal | Horizontal | Pass    |
| 1476.500        | -54.82       | -3.72       | -25.0          | -29.82          | 44.00     | Horizontal | Horizontal | Pass    |
| 2589.000        | -37.58       | 2.18        | -25.0          | -12.58          | 44.00     | Horizontal | Horizontal | N/A     |
| 7766.188        | -39.34       | 11.23       | -25.0          | -14.34          | 0.00      | Horizontal | Horizontal | Pass    |
| 14377.625       | -37.66       | 18.87       | -25.0          | -12.66          | 295.00    | Horizontal | Horizontal | Pass    |
| 21622.249       | -34.53       | 25.91       | -25.0          | -9.53           | 96.00     | Horizontal | Horizontal | Pass    |

RSE-V&V LTE Band41 BW10 CH40620

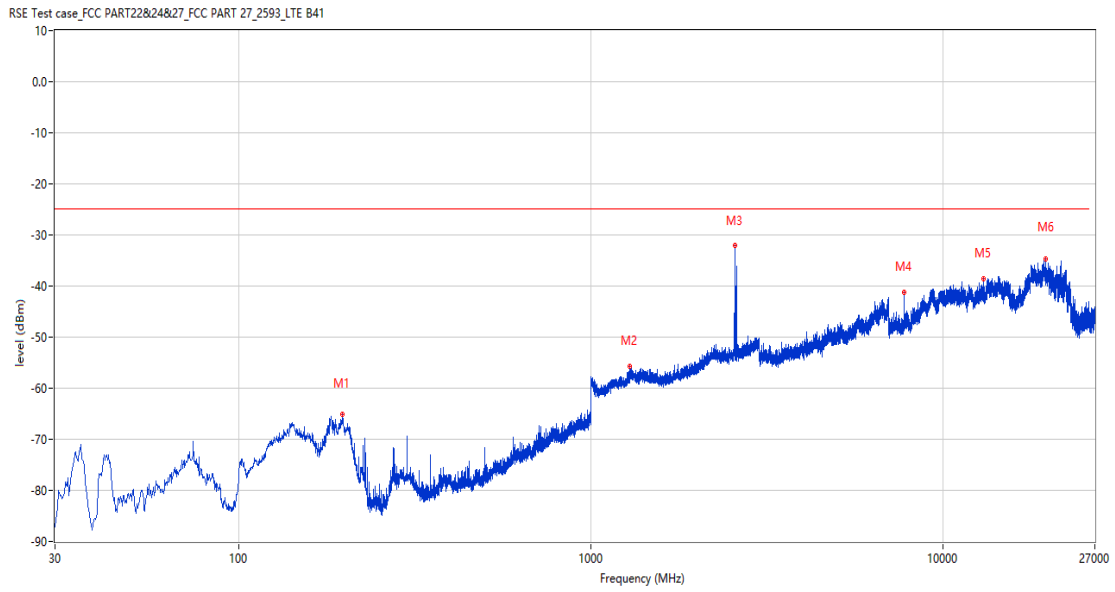
RSE Test case\_FCC PART22&24&27\_FCC PART 27\_2593\_LTE B41



| Frequency (MHz) | Result (dBm) | Factor (dB) | PK Limit (dBm) | Over Limit (dB) | Table (o) | ANT      | EUT      | Verdict |
|-----------------|--------------|-------------|----------------|-----------------|-----------|----------|----------|---------|
| 196.840         | -65.38       | -16.65      | -25.0          | -40.38          | 292.00    | Vertical | Vertical | Pass    |
| 1300.000        | -55.15       | -2.76       | -25.0          | -30.15          | 232.00    | Vertical | Vertical | Pass    |
| 2589.000        | -47.39       | 2.18        | -25.0          | -22.39          | 335.00    | Vertical | Vertical | N/A     |
| 6739.000        | -42.31       | 12.39       | -25.0          | -17.31          | 195.00    | Vertical | Vertical | Pass    |
| 11904.750       | -39.38       | 19.39       | -25.0          | -14.38          | 103.00    | Vertical | Vertical | Pass    |
| 19302.187       | -34.24       | 27.00       | -25.0          | -9.24           | 216.00    | Vertical | Vertical | Pass    |

### 7.3 LTE Band41 BW15, Middle Channel

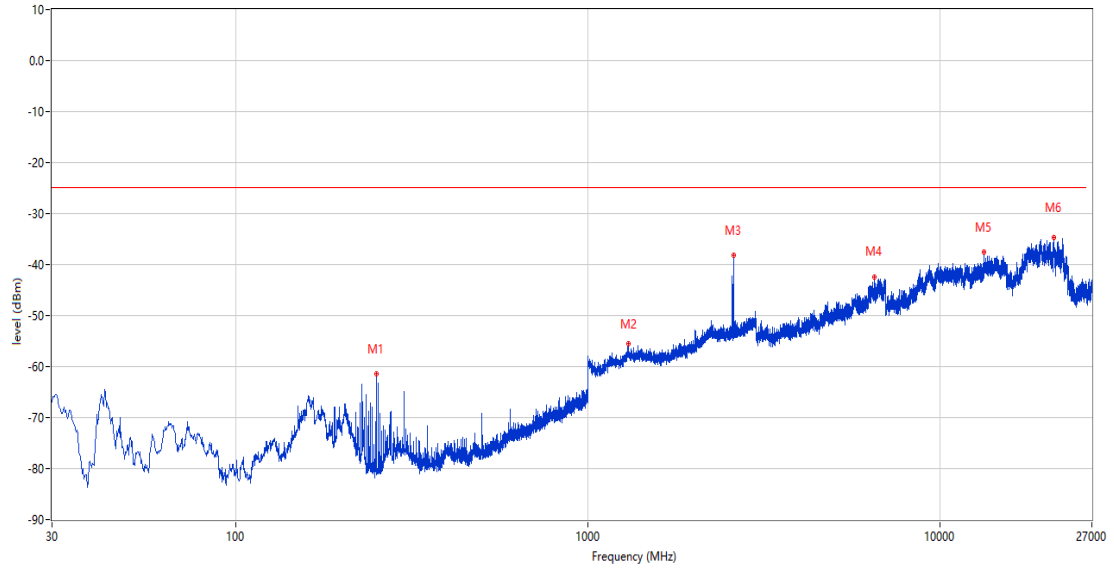
RSE-H&H LTE Band41 BW15 CH40620



| Frequency (MHz) | Result (dBm) | Factor (dB) | PK Limit (dBm) | Over Limit (dB) | Table (o) | ANT        | EUT        | Verdict |
|-----------------|--------------|-------------|----------------|-----------------|-----------|------------|------------|---------|
| 196.840         | -65.15       | -16.65      | -25.0          | -40.15          | 299.00    | Horizontal | Horizontal | Pass    |
| 1287.500        | -55.66       | -3.65       | -25.0          | -30.66          | 169.00    | Horizontal | Horizontal | Pass    |
| 2586.500        | -32.06       | 1.69        | -25.0          | -7.06           | 71.00     | Horizontal | Horizontal | N/A     |
| 7759.000        | -41.31       | 11.41       | -25.0          | -16.31          | 348.00    | Horizontal | Horizontal | Pass    |
| 13007.375       | -38.50       | 18.36       | -25.0          | -13.50          | 297.00    | Horizontal | Horizontal | Pass    |
| 19624.813       | -34.65       | 23.73       | -25.0          | -9.65           | 8.00      | Horizontal | Horizontal | Pass    |

RSE-V&V LTE Band41 BW15 CH40620

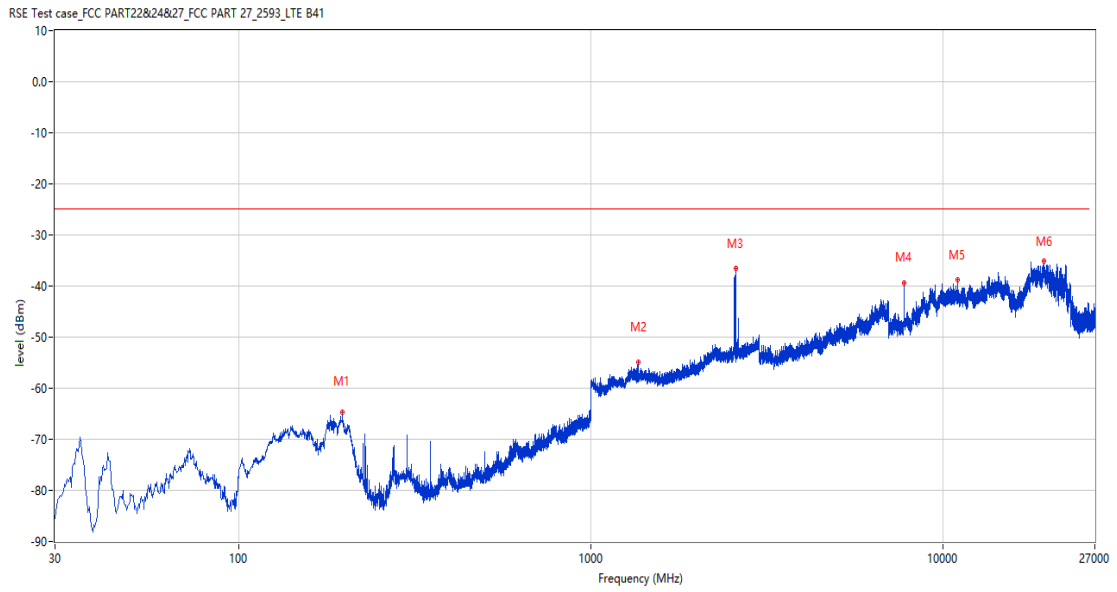
RSE Test case\_FCC PART22&24&27\_FCC PART 27\_2593\_LTE B41



| Frequency (MHz) | Result (dBm) | Factor (dB) | PK Limit (dBm) | Over Limit (dB) | Table (o) | ANT      | EUT      | Verdict |
|-----------------|--------------|-------------|----------------|-----------------|-----------|----------|----------|---------|
| 249.947         | -61.47       | -13.81      | -25.0          | -36.47          | 0.00      | Vertical | Vertical | Pass    |
| 1300.500        | -55.49       | -2.73       | -25.0          | -30.49          | 286.00    | Vertical | Vertical | Pass    |
| 2587.000        | -38.16       | 2.14        | -25.0          | -13.16          | 158.00    | Vertical | Vertical | N/A     |
| 6504.000        | -42.50       | 10.82       | -25.0          | -17.50          | 7.00      | Vertical | Vertical | Pass    |
| 13335.437       | -37.57       | 18.90       | -25.0          | -12.57          | 197.00    | Vertical | Vertical | Pass    |
| 21083.251       | -34.79       | 25.81       | -25.0          | -9.79           | 348.00    | Vertical | Vertical | Pass    |

## 7.4 LTE Band41 BW20, Middle Channel

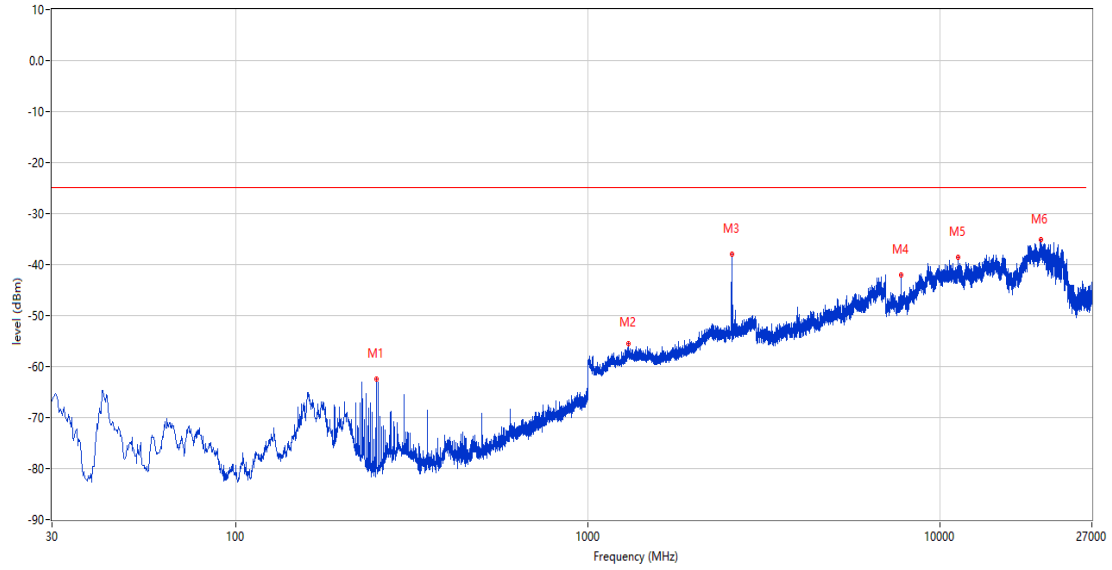
RSE-H&H LTE Band41 BW20 CH40620



| Frequency (MHz) | Result (dBm) | Factor (dB) | PK Limit (dBm) | Over Limit (dB) | Table (o) | ANT        | EUT        | Verdict |
|-----------------|--------------|-------------|----------------|-----------------|-----------|------------|------------|---------|
| 196.840         | -64.70       | -16.65      | -25.0          | -39.70          | 360.00    | Horizontal | Horizontal | Pass    |
| 1359.000        | -54.99       | -3.83       | -25.0          | -29.99          | 142.00    | Horizontal | Horizontal | Pass    |
| 2584.500        | -36.59       | 2.10        | -25.0          | -11.59          | 46.00     | Horizontal | Horizontal | N/A     |
| 7753.250        | -39.42       | 11.54       | -25.0          | -14.42          | 360.00    | Horizontal | Horizontal | Pass    |
| 11006.312       | -38.82       | 16.88       | -25.0          | -13.82          | 0.00      | Horizontal | Horizontal | Pass    |
| 19314.874       | -35.06       | 27.10       | -25.0          | -10.06          | 48.00     | Horizontal | Horizontal | Pass    |

RSE-V&V LTE Band41 BW20 CH40620

RSE Test case\_FCC PART22&24&27\_FCC PART 27\_2593\_LTE B41



| Frequency (MHz) | Result (dBm) | Factor (dB) | PK Limit (dBm) | Over Limit (dB) | Table (o) | ANT      | EUT      | Verdict |
|-----------------|--------------|-------------|----------------|-----------------|-----------|----------|----------|---------|
| 249.947         | -62.44       | -13.81      | -25.0          | -37.44          | 9.00      | Vertical | Vertical | Pass    |
| 1300.500        | -55.45       | -2.73       | -25.0          | -30.45          | 284.00    | Vertical | Vertical | Pass    |
| 2565.000        | -38.04       | 1.76        | -25.0          | -13.04          | 164.00    | Vertical | Vertical | N/A     |
| 7753.250        | -42.04       | 11.54       | -25.0          | -17.04          | 334.00    | Vertical | Vertical | Pass    |
| 11273.687       | -38.51       | 17.82       | -25.0          | -13.51          | 360.00    | Vertical | Vertical | Pass    |
| 19307.624       | -35.14       | 27.05       | -25.0          | -10.14          | 134.00    | Vertical | Vertical | Pass    |