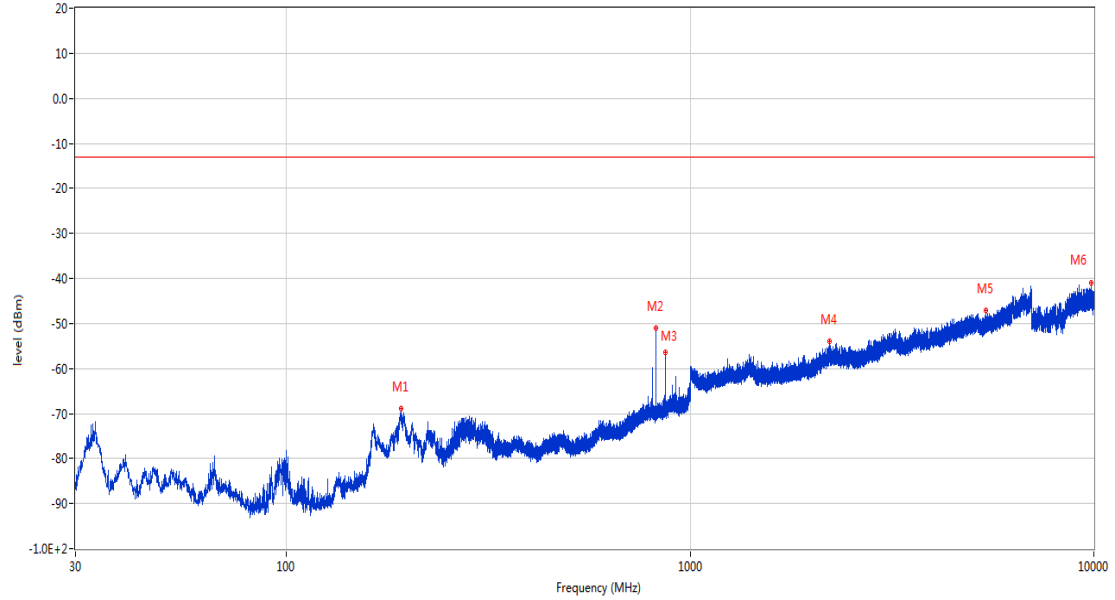


Annex A.7. Field Strength of Spurious Radiation

Up Antenna
 GSM
 1 GSM 850
 1.1 GSM 850 Low Channel

RSE-H&H GSM 850 CH128

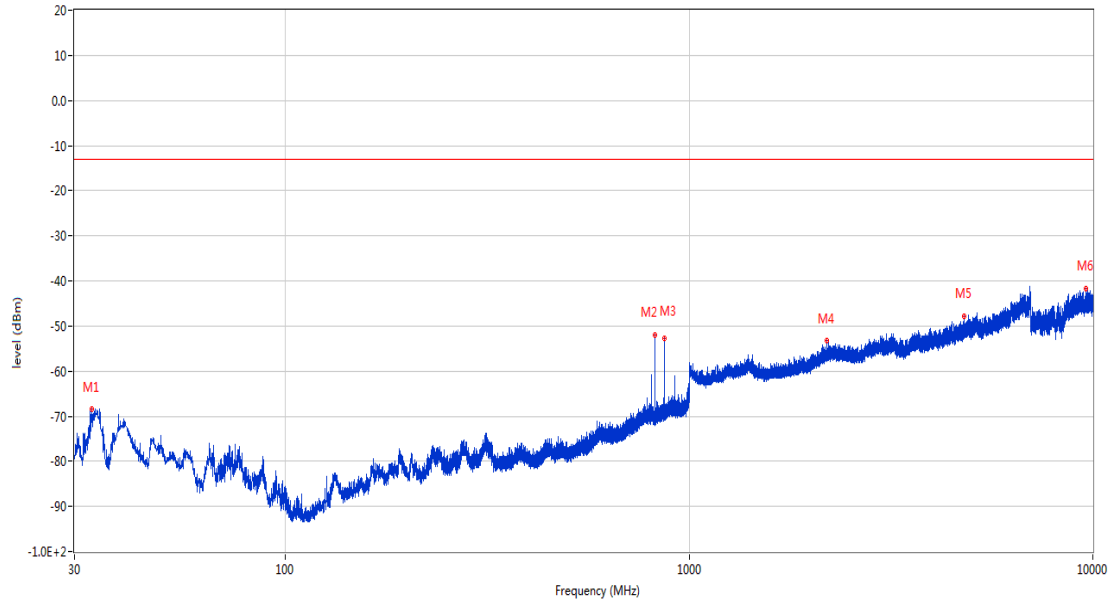
VIVO_FCC PART22&24&27_GSM 850 & CDMA BC0 & WCDMA Band5 & LTE Band 5 & 26_814-849_30MHz-10GHz



Frequency (MHz)	Result (dBm)	Factor (dB)	PK Limit (dBm)	Over Limit (dB)	Table (o)	ANT	EUT	Verdict
192.378	-68.96	-14.98	-13.0	-55.96	241.00	Horizontal	Horizontal	Pass
824.139	-50.94	2.22	-13.0	-37.94	80.00	Horizontal	Horizontal	N/A
869.244	-56.45	2.38	-13.0	-43.45	61.00	Horizontal	Horizontal	N/A
2215.600	-54.01	-1.06	-13.0	-41.01	34.00	Horizontal	Horizontal	Pass
5399.000	-47.21	7.42	-13.0	-34.21	28.00	Horizontal	Horizontal	Pass
9852.100	-41.01	16.82	-13.0	-28.01	319.00	Horizontal	Horizontal	Pass

RSE-V&V GSM 850 CH128

VIVO_FCC PART22&24&27_GSM 850 & CDMA BC0 & WCDMA Band5 & LTE Band 5 & 26_814-849_30MHz-10GHz

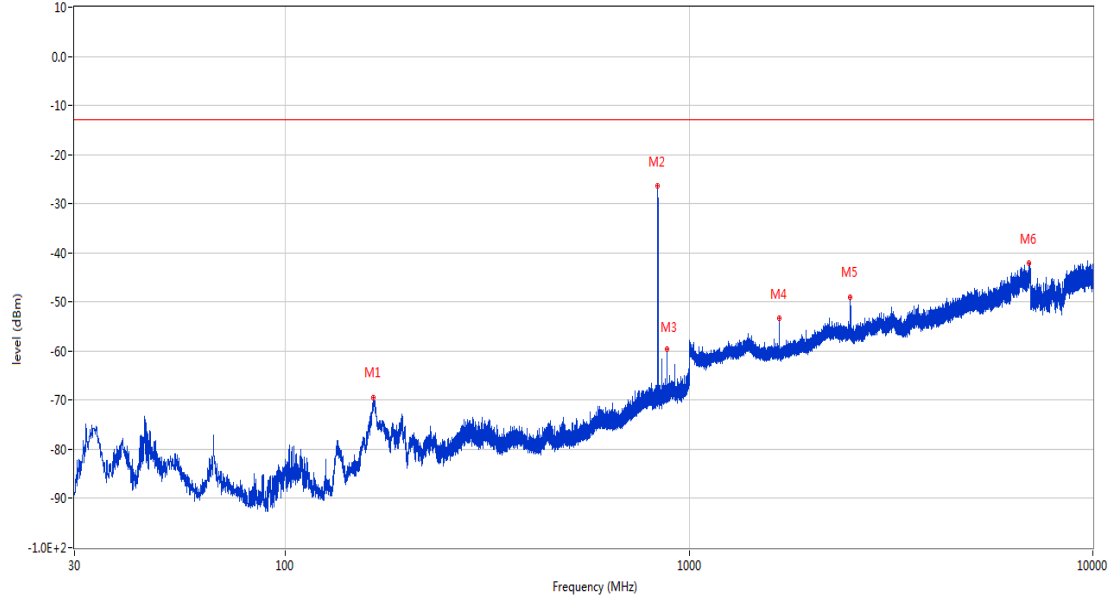


Frequency (MHz)	Result (dBm)	Factor (dB)	PK Limit (dBm)	Over Limit (dB)	Table (o)	ANT	EUT	Verdict
33.104	-68.52	-16.95	-13.0	-55.52	323.00	Vertical	Vertical	Pass
824.139	-52.02	2.22	-13.0	-39.02	184.00	Vertical	Vertical	N/A
869.292	-52.77	2.38	-13.0	-39.77	345.00	Vertical	Vertical	N/A
2197.500	-53.24	-1.87	-13.0	-40.24	199.00	Vertical	Vertical	Pass
4801.600	-47.87	7.62	-13.0	-34.87	219.00	Vertical	Vertical	Pass
9633.849	-41.73	16.28	-13.0	-28.73	307.00	Vertical	Vertical	Pass

1.2 GSM 850 Middle Channel

RSE-H&H GSM 850 CH190

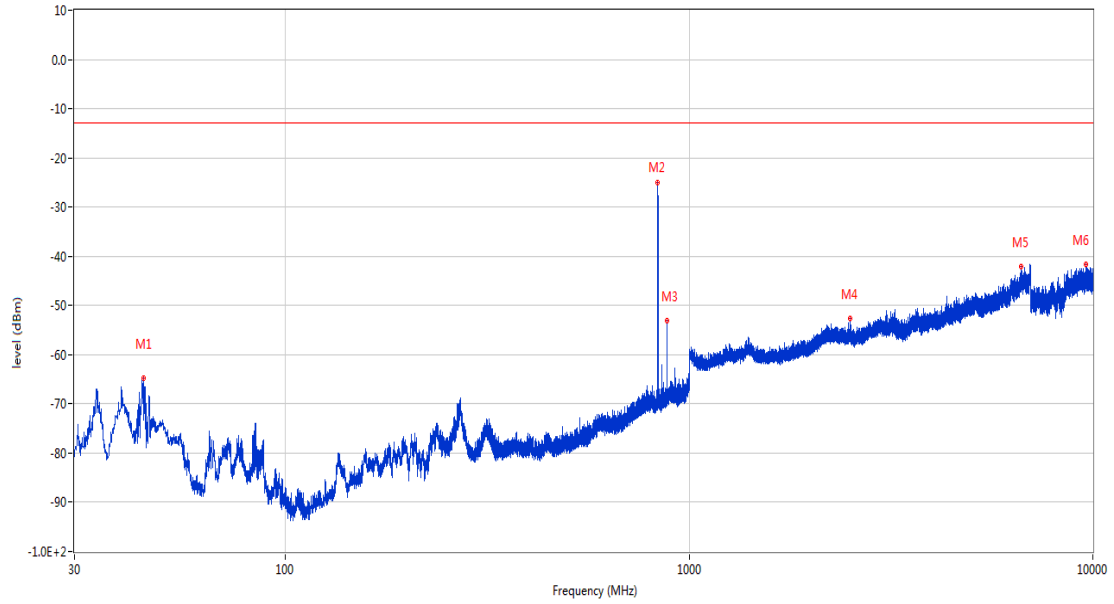
VIVO_FCC PART22&24&27_GSM 850 & CDMA BCO & WCDMA Band5 & LTE Band 5 & 26_814-849_30MHz-10GHz



Frequency (MHz)	Result (dBm)	Factor (dB)	PK Limit (dBm)	Over Limit (dB)	Table (o)	ANT	EUT	Verdict
165.266	-69.36	-15.02	-13.0	-56.36	363.00	Horizontal	Horizontal	Pass
836.652	-26.36	2.60	-13.0	-13.36	126.00	Horizontal	Horizontal	N/A
881.660	-59.56	2.81	-13.0	-46.56	191.00	Horizontal	Horizontal	N/A
1673.600	-53.38	-5.83	-13.0	-40.38	102.00	Horizontal	Horizontal	Pass
2509.900	-48.95	-0.95	-13.0	-35.95	161.00	Horizontal	Horizontal	Pass
6960.600	-42.16	12.88	-13.0	-29.16	74.00	Horizontal	Horizontal	Pass

RSE-V&V GSM 850 CH190

VIVO_FCC PART22&24&27_GSM 850 & CDMA BC0 & WCDMA Band5 & LTE Band 5 & 26_814-849_30MHz-10GHz

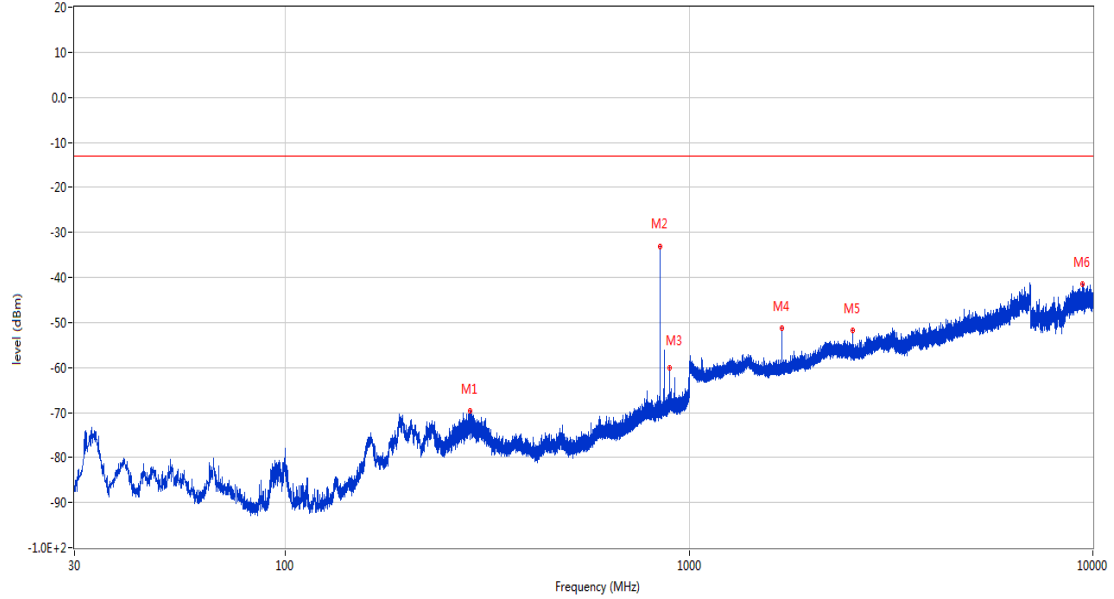


Frequency (MHz)	Result (dBm)	Factor (dB)	PK Limit (dBm)	Over Limit (dB)	Table (o)	ANT	EUT	Verdict
44.453	-64.68	-15.40	-13.0	-51.68	328.00	Vertical	Vertical	Pass
836.555	-24.99	2.59	-13.0	-11.99	104.00	Vertical	Vertical	N/A
881.660	-52.99	2.81	-13.0	-39.99	360.00	Vertical	Vertical	N/A
2510.100	-52.53	-0.98	-13.0	-39.53	298.00	Vertical	Vertical	Pass
6636.000	-42.13	12.02	-13.0	-29.13	360.00	Vertical	Vertical	Pass
9620.500	-41.53	16.36	-13.0	-28.53	0.00	Vertical	Vertical	Pass

1.3 GSM 850 High Channel

RSE-H&H GSM 850 CH251

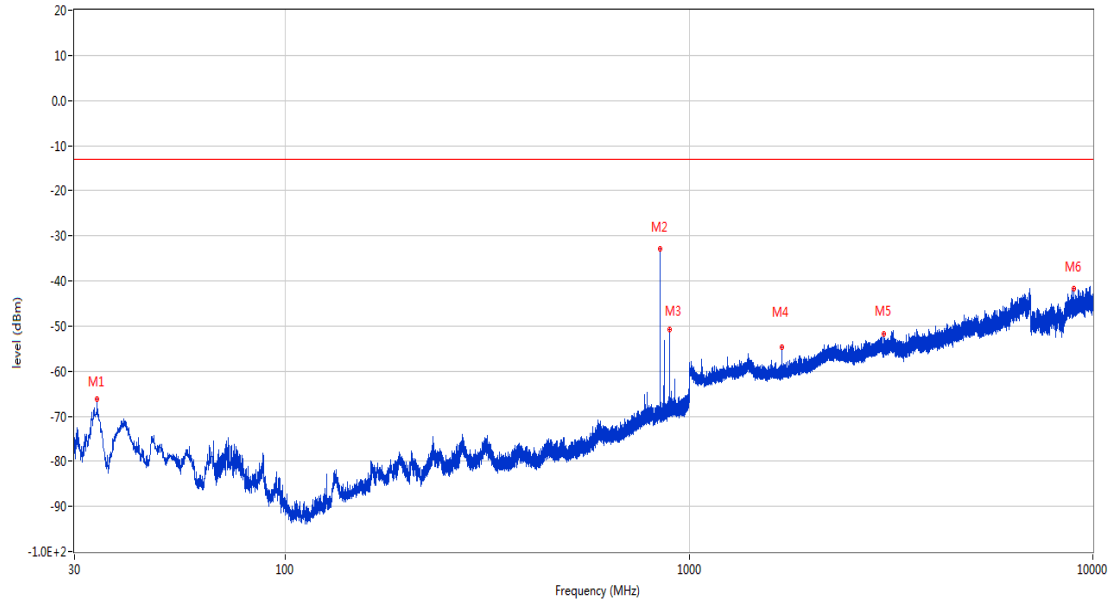
VIVO_FCC PART22&24&27_GSM 850 & CDMA BCO & WCDMA Band5 & LTE Band 5 & 26_814-849_30MHz-10GHz



Frequency (MHz)	Result (dBm)	Factor (dB)	PK Limit (dBm)	Over Limit (dB)	Table (o)	ANT	EUT	Verdict
286.322	-69.70	-12.86	-13.0	-56.70	287.00	Horizontal	Horizontal	Pass
848.825	-33.25	2.47	-13.0	-20.25	126.00	Horizontal	Horizontal	N/A
893.882	-60.13	3.53	-13.0	-47.13	66.00	Horizontal	Horizontal	N/A
1698.000	-51.36	-5.63	-13.0	-38.36	124.00	Horizontal	Horizontal	Pass
2546.800	-51.80	-1.29	-13.0	-38.80	311.00	Horizontal	Horizontal	Pass
9421.600	-41.58	16.10	-13.0	-28.58	255.00	Horizontal	Horizontal	Pass

RSE-V&V GSM 850 CH251

VIVO_FCC PART22&24&27_GSM 850 & CDMA BC0 & WCDMA Band5 & LTE Band 5 & 26_814-849_30MHz-10GHz



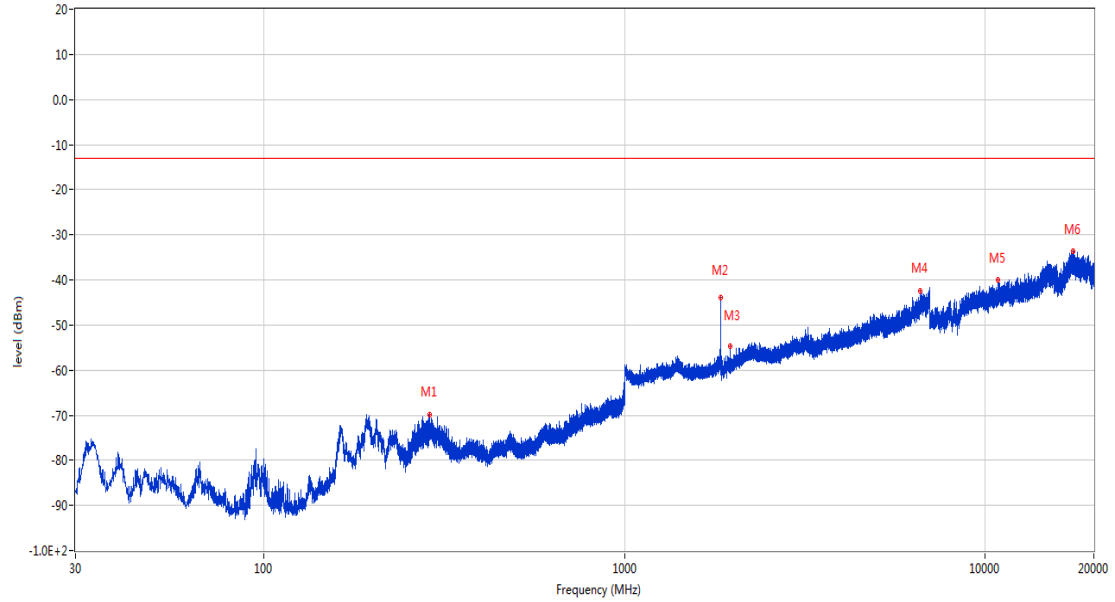
Frequency (MHz)	Result (dBm)	Factor (dB)	PK Limit (dBm)	Over Limit (dB)	Table (o)	ANT	EUT	Verdict
34.171	-66.21	-18.25	-13.0	-53.21	186.00	Vertical	Vertical	Pass
848.825	-32.90	2.47	-13.0	-19.90	63.00	Vertical	Vertical	N/A
893.737	-50.81	3.53	-13.0	-37.81	77.00	Vertical	Vertical	N/A
1697.800	-54.66	-5.62	-13.0	-41.66	59.00	Vertical	Vertical	Pass
3038.600	-51.77	2.12	-13.0	-38.77	241.00	Vertical	Vertical	Pass
8954.651	-41.73	15.16	-13.0	-28.73	219.00	Vertical	Vertical	Pass

2 GSM 1900

2.1 GSM 1900 Low Channel

RSE-H&H GSM 1900 CH512

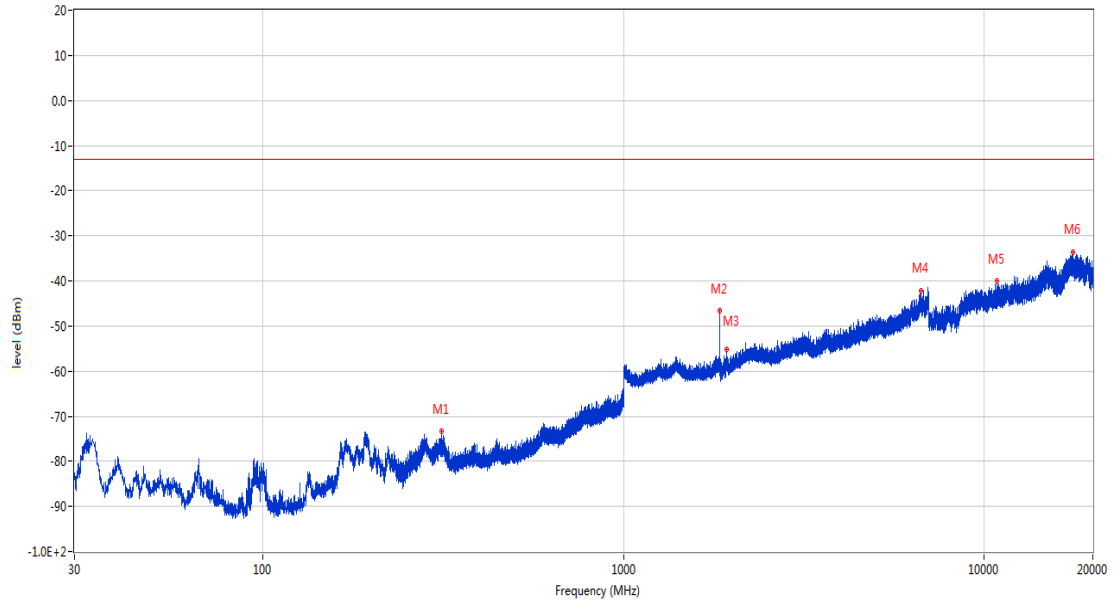
VIVO_FCC PART22&24&27_GSM 1900 & CDMA BC1 & WCDMA Band 2 & LTE Band 2 & 25_1830-1920_30MHz-20GHz



Frequency (MHz)	Result (dBm)	Factor (dB)	PK Limit (dBm)	Over Limit (dB)	Table (o)	ANT	EUT	Verdict
288.505	-69.91	-12.84	-13.0	-56.91	248.00	Horizontal	Horizontal	Pass
1850.500	-43.85	-4.40	-13.0	-30.85	199.00	Horizontal	Horizontal	N/A
1965.800	-54.78	-4.57	-13.0	-41.78	175.00	Horizontal	Horizontal	Pass
6608.800	-42.56	12.26	-13.0	-29.56	300.00	Horizontal	Horizontal	Pass
10856.813	-39.96	17.57	-13.0	-26.96	35.00	Horizontal	Horizontal	Pass
17473.739	-33.64	21.71	-13.0	-20.64	0.00	Horizontal	Horizontal	Pass

RSE-H&V GSM 1900 CH512

VIVO_FCC PART22&24&27_GSM 1900 & CDMA BC1 & WCDMA Band 2 & LTE Band 2 & 25_1830-1920_30MHz-20GHz

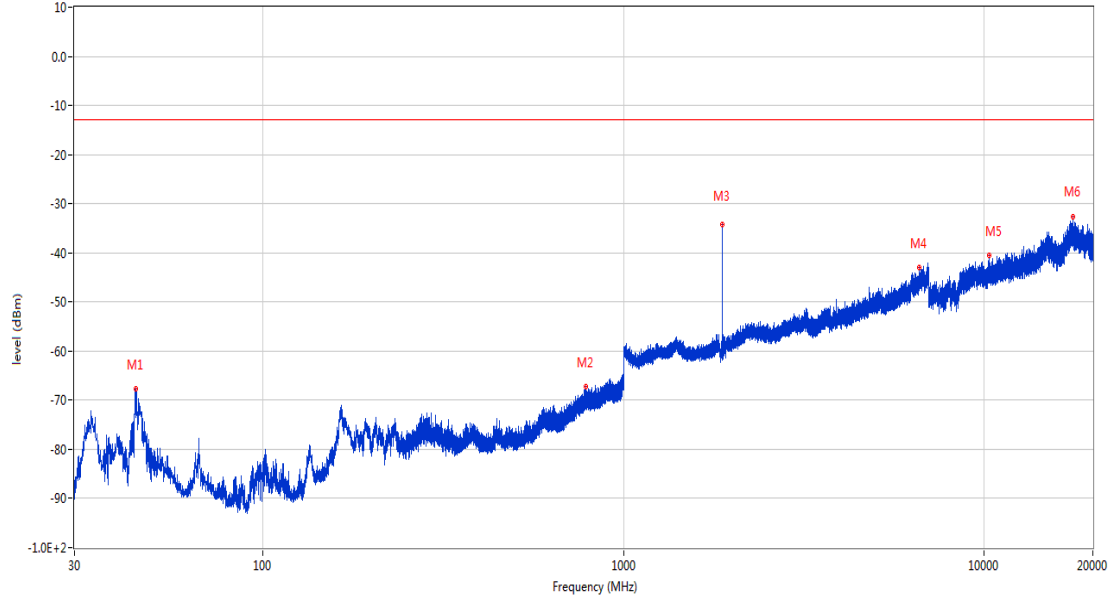


Frequency (MHz)	Result (dBm)	Factor (dB)	PK Limit (dBm)	Over Limit (dB)	Table (o)	ANT	EUT	Verdict
312.755	-73.24	-11.96	-13.0	-60.24	49.00	Horizontal	Vertical	Pass
1850.500	-46.59	-4.40	-13.0	-33.59	167.00	Horizontal	Vertical	N/A
1930.100	-55.19	-3.80	-13.0	-42.19	139.00	Horizontal	Vertical	N/A
6681.400	-42.29	11.80	-13.0	-29.29	201.00	Horizontal	Vertical	Pass
10858.250	-40.04	17.54	-13.0	-27.04	48.00	Horizontal	Vertical	Pass
17622.725	-33.69	21.73	-13.0	-20.69	202.00	Horizontal	Vertical	Pass

2.2 GSM 1900 Middle Channel

RSE-H&H GSM 1900 CH661

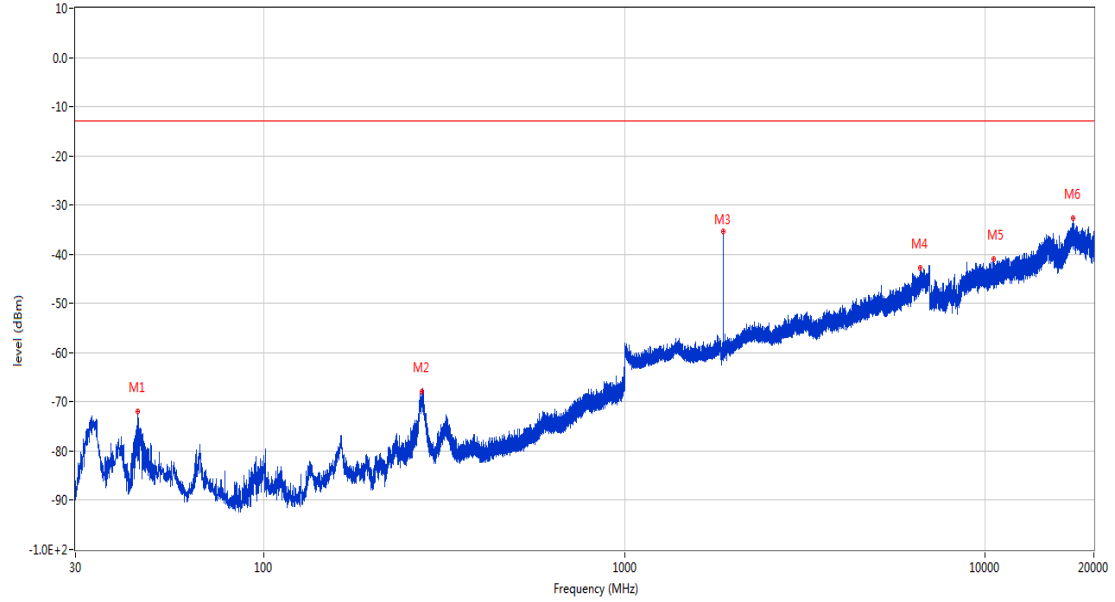
VIVO_FCC PART22&24&27_GSM 1900 & CDMA BC1 & WCDMA Band 2 & LTE Band 2 & 25_1830-1920_30MHz-20GHz



Frequency (MHz)	Result (dBm)	Factor (dB)	PK Limit (dBm)	Over Limit (dB)	Table (o)	ANT	EUT	Verdict
44.259	-67.76	-14.99	-13.0	-54.76	322.00	Horizontal	Horizontal	Pass
784.999	-67.27	1.86	-13.0	-54.27	285.00	Horizontal	Horizontal	Pass
1880.400	-34.29	-4.03	-13.0	-21.29	214.00	Horizontal	Horizontal	N/A
6606.600	-43.04	12.23	-13.0	-30.04	267.00	Horizontal	Horizontal	Pass
10336.437	-40.61	16.77	-13.0	-27.61	295.00	Horizontal	Horizontal	Pass
17634.324	-32.72	21.50	-13.0	-19.72	58.00	Horizontal	Horizontal	Pass

RSE-H&V GSM 1900 CH661

VIVO_FCC PART22&24&27_GSM 1900 & CDMA BC1 & WCDMA Band 2 & LTE Band 2 & 25_1830-1920_30MHz-20GHz

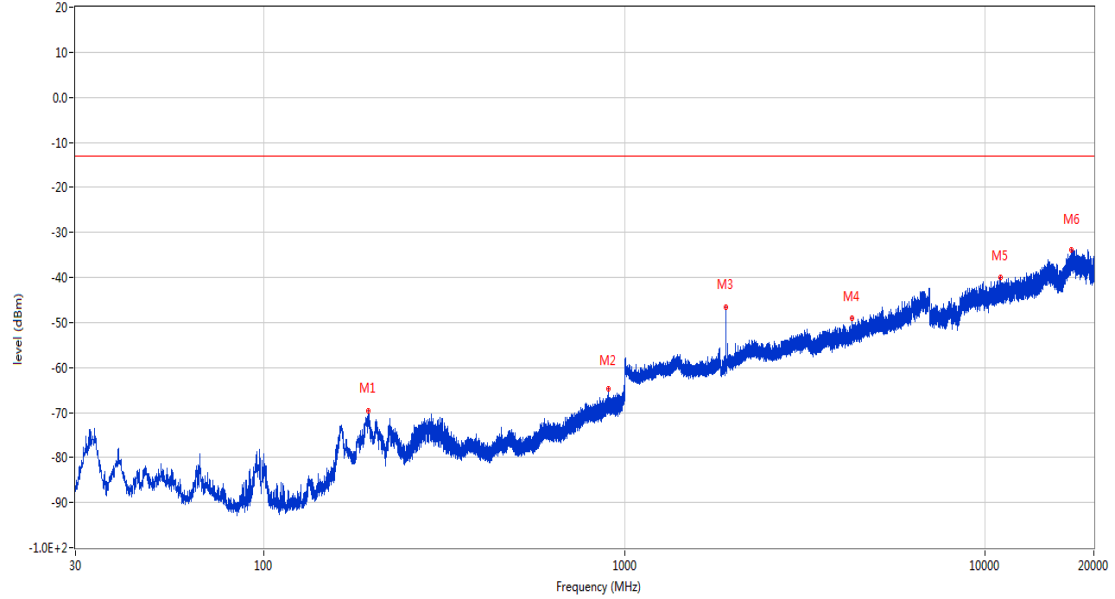


Frequency (MHz)	Result (dBm)	Factor (dB)	PK Limit (dBm)	Over Limit (dB)	Table (o)	ANT	EUT	Verdict
44.696	-71.93	-15.77	-13.0	-58.93	363.00	Horizontal	Vertical	Pass
273.373	-67.98	-12.86	-13.0	-54.98	228.00	Horizontal	Vertical	Pass
1880.300	-35.41	-4.03	-13.0	-22.41	160.00	Horizontal	Vertical	N/A
6607.400	-42.80	12.25	-13.0	-29.80	62.00	Horizontal	Vertical	Pass
10531.075	-40.98	16.28	-13.0	-27.98	57.00	Horizontal	Vertical	Pass
17475.551	-32.67	21.71	-13.0	-19.67	363.00	Horizontal	Vertical	Pass

2.3 GSM 1900 High Channel

RSE-H&H GSM 1900 CH810

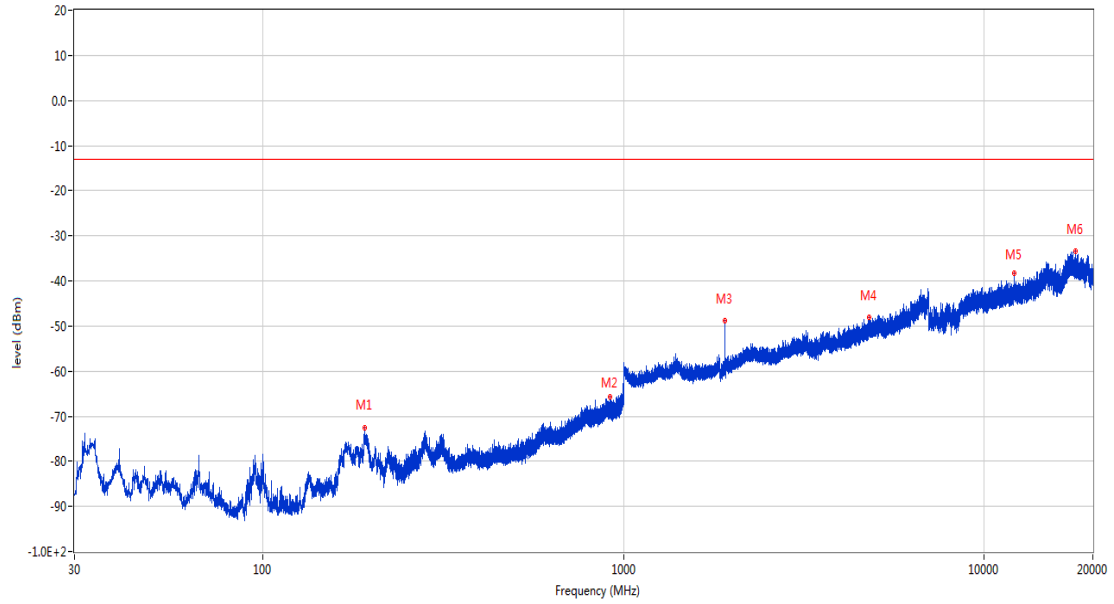
VIVO_FCC PART22&24&27_GSM 1900 & CDMA BC1 & WCDMA Band 2 & LTE Band 2 & 25_1830-1920_30MHz-20GHz



Frequency (MHz)	Result (dBm)	Factor (dB)	PK Limit (dBm)	Over Limit (dB)	Table (o)	ANT	EUT	Verdict
194.560	-69.54	-15.05	-13.0	-56.54	53.00	Horizontal	Horizontal	Pass
899.557	-64.85	3.62	-13.0	-51.85	274.00	Horizontal	Horizontal	Pass
1910.100	-46.61	-3.79	-13.0	-33.61	166.00	Horizontal	Horizontal	N/A
4280.800	-49.18	5.50	-13.0	-36.18	39.00	Horizontal	Horizontal	Pass
10996.825	-40.11	17.44	-13.0	-27.11	174.00	Horizontal	Horizontal	Pass
17331.636	-33.90	21.08	-13.0	-20.90	352.00	Horizontal	Horizontal	Pass

RSE-H&V GSM 1900 CH810

VIVO_FCC PART22&24&27_GSM 1900 & CDMA BC1 & WCDMA Band 2 & LTE Band 2 & 25_1830-1920_30MHz-20GHz

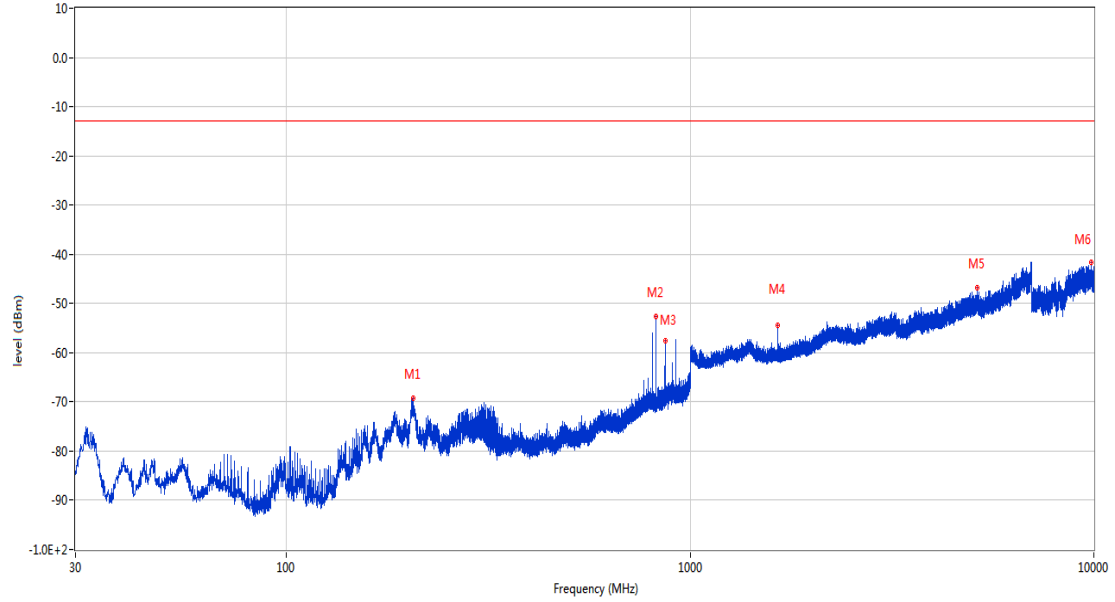


Frequency (MHz)	Result (dBm)	Factor (dB)	PK Limit (dBm)	Over Limit (dB)	Table (o)	ANT	EUT	Verdict
191.360	-72.57	-15.00	-13.0	-59.57	87.00	Horizontal	Vertical	Pass
917.162	-65.68	3.46	-13.0	-52.68	193.00	Horizontal	Vertical	Pass
1910.100	-48.85	-3.79	-13.0	-35.85	348.00	Horizontal	Vertical	N/A
4801.400	-48.18	7.63	-13.0	-35.18	156.00	Horizontal	Vertical	Pass
12114.050	-38.31	18.15	-13.0	-25.31	7.00	Horizontal	Vertical	Pass
17883.001	-33.46	22.68	-13.0	-20.46	36.00	Horizontal	Vertical	Pass

EGPRS
 3 EGPRS 850
 3.1 EGPRS 850 Low Channel

RSE-H&H EGPRS 850 CH128

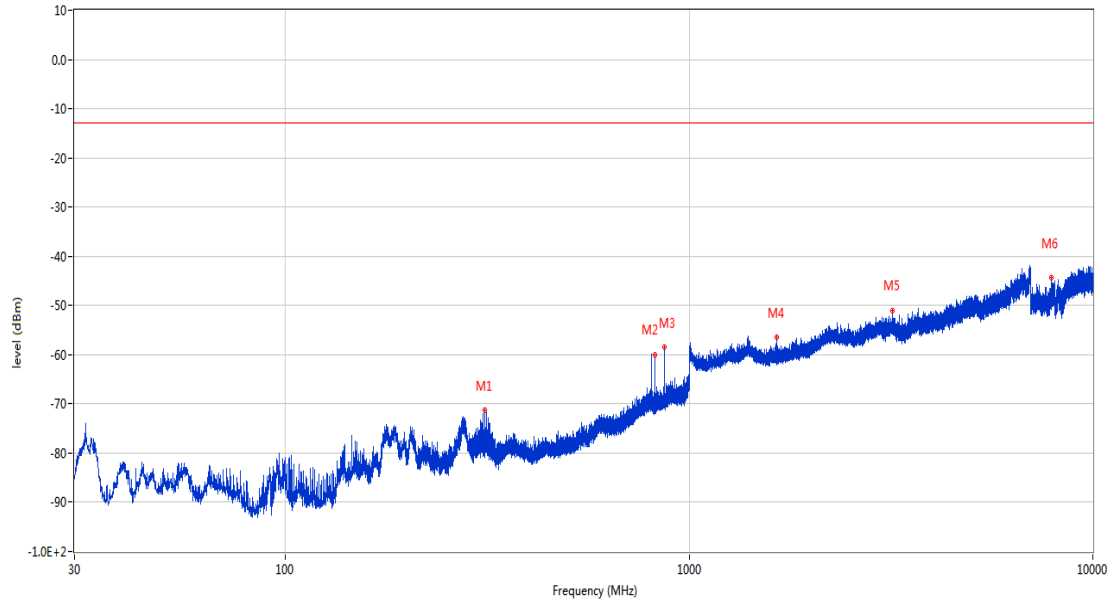
VIVO_FCC PART228,24&27_GSM 850 & CDMA BCO & WCDMA Bands & LTE Band 5 & 26_814-849_30MHz-10GHz



Frequency (MHz)	Result (dBm)	Factor (dB)	PK Limit (dBm)	Over Limit (dB)	Table (o)	ANT	EUT	Verdict
205.570	-69.28	-15.89	-13.0	-56.28	64.00	Horizontal	Horizontal	Pass
824.139	-52.72	2.22	-13.0	-39.72	90.00	Horizontal	Horizontal	N/A
869.244	-57.68	2.38	-13.0	-44.68	170.00	Horizontal	Horizontal	N/A
1648.700	-54.33	-5.85	-13.0	-41.33	144.00	Horizontal	Horizontal	Pass
5145.800	-46.78	7.47	-13.0	-33.78	276.00	Horizontal	Horizontal	Pass
9841.000	-41.69	16.98	-13.0	-28.69	98.00	Horizontal	Horizontal	Pass

RSE-H&V EGPRS 850 CH128

VIVO_FCC PART22&24&27_GSM 850 & CDMA BC0 & WCDMA Band5 & LTE Band 5 & 26_814-849_30MHz-10GHz

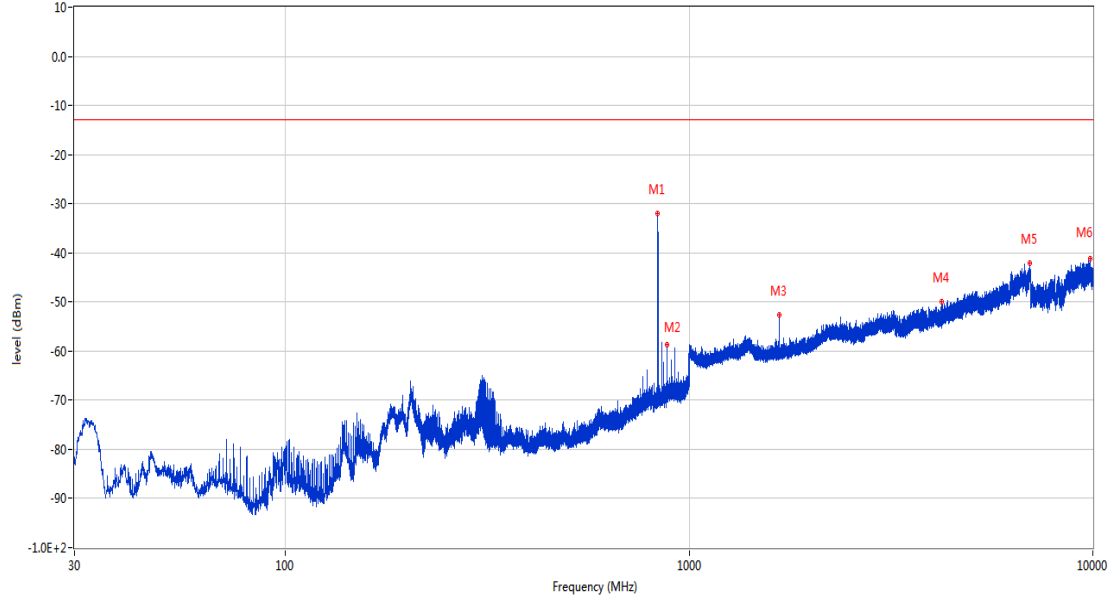


Frequency (MHz)	Result (dBm)	Factor (dB)	PK Limit (dBm)	Over Limit (dB)	Table (o)	ANT	EUT	Verdict
312.027	-71.31	-12.05	-13.0	-58.31	42.00	Horizontal	Vertical	Pass
824.139	-59.98	2.22	-13.0	-46.98	26.00	Horizontal	Vertical	N/A
869.244	-58.55	2.38	-13.0	-45.55	167.00	Horizontal	Vertical	N/A
1648.900	-56.52	-5.86	-13.0	-43.52	325.00	Horizontal	Vertical	Pass
3181.000	-51.01	2.56	-13.0	-38.01	305.00	Horizontal	Vertical	Pass
7902.400	-44.38	11.73	-13.0	-31.38	54.00	Horizontal	Vertical	Pass

3.2 EGPRS 850 Middle Channel

RSE-H&H EGPRS 850 CH190

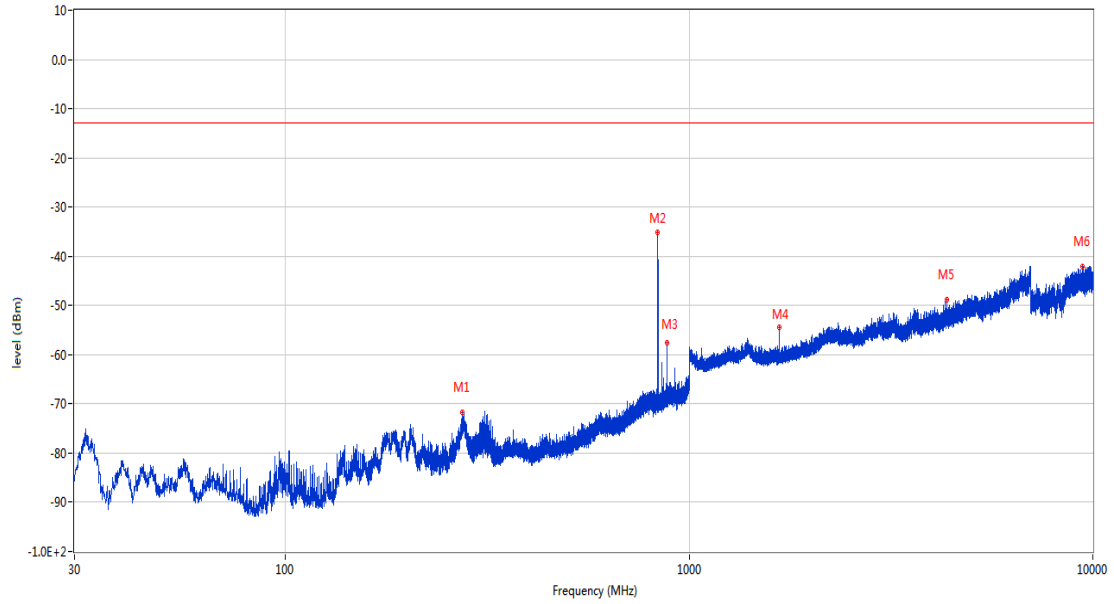
VIVO_FCC PART22&24&27_GSM 850 & CDMA BCO & WCDMA Band5 & LTE Band 5 & 26_814-849_30MHz-10GHz



Frequency (MHz)	Result (dBm)	Factor (dB)	PK Limit (dBm)	Over Limit (dB)	Table (o)	ANT	EUT	Verdict
836.604	-32.06	2.59	-13.0	-19.06	99.00	Horizontal	Horizontal	N/A
881.563	-58.79	2.80	-13.0	-45.79	35.00	Horizontal	Horizontal	N/A
1673.400	-52.63	-5.85	-13.0	-39.63	127.00	Horizontal	Horizontal	Pass
4221.800	-49.86	5.06	-13.0	-36.86	232.00	Horizontal	Horizontal	Pass
6993.000	-42.19	13.63	-13.0	-29.19	322.00	Horizontal	Horizontal	Pass
9845.349	-41.13	16.96	-13.0	-28.13	291.00	Horizontal	Horizontal	Pass

RSE-H&V EGPRS 850 CH190

VIVO_FCC PART22&24&27_GSM 850 & CDMA BC0 & WCDMA Band5 & LTE Band 5 & 26_814-849_30MHz-10GHz

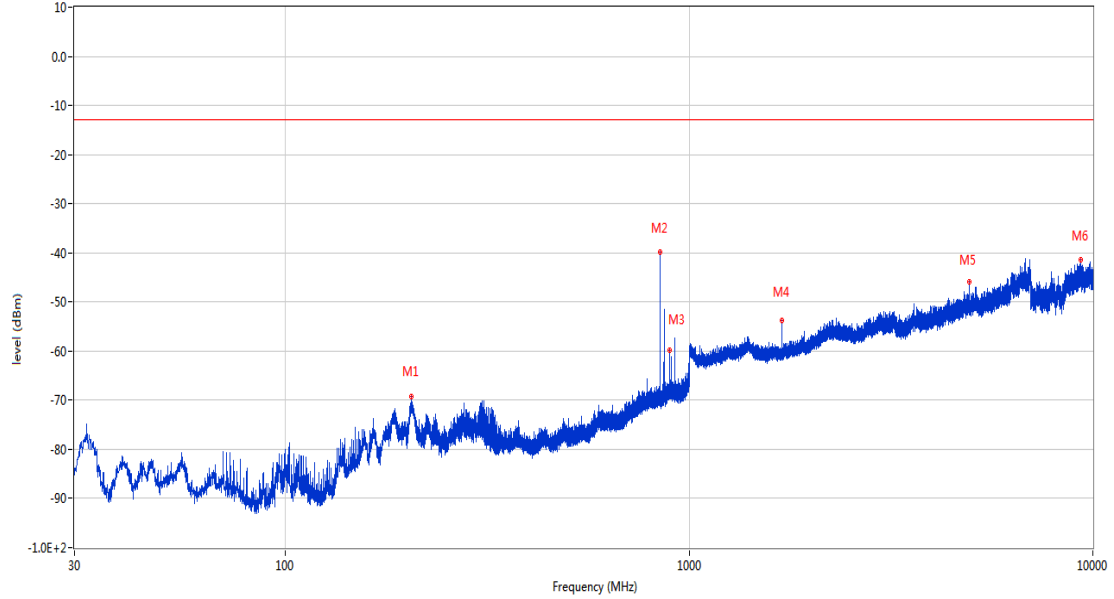


Frequency (MHz)	Result (dBm)	Factor (dB)	PK Limit (dBm)	Over Limit (dB)	Table (o)	ANT	EUT	Verdict
274.149	-71.72	-12.64	-13.0	-58.72	258.00	Horizontal	Vertical	Pass
836.604	-35.07	2.59	-13.0	-22.07	31.00	Horizontal	Vertical	N/A
881.660	-57.56	2.81	-13.0	-44.56	23.00	Horizontal	Vertical	N/A
1673.600	-54.40	-5.83	-13.0	-41.40	332.00	Horizontal	Vertical	Pass
4339.600	-48.86	6.15	-13.0	-35.86	157.00	Horizontal	Vertical	Pass
9440.800	-42.01	16.49	-13.0	-29.01	0.00	Horizontal	Vertical	Pass

3.3 EGPRS 850 High Channel

RSE-H&H EGPRS 850 CH251

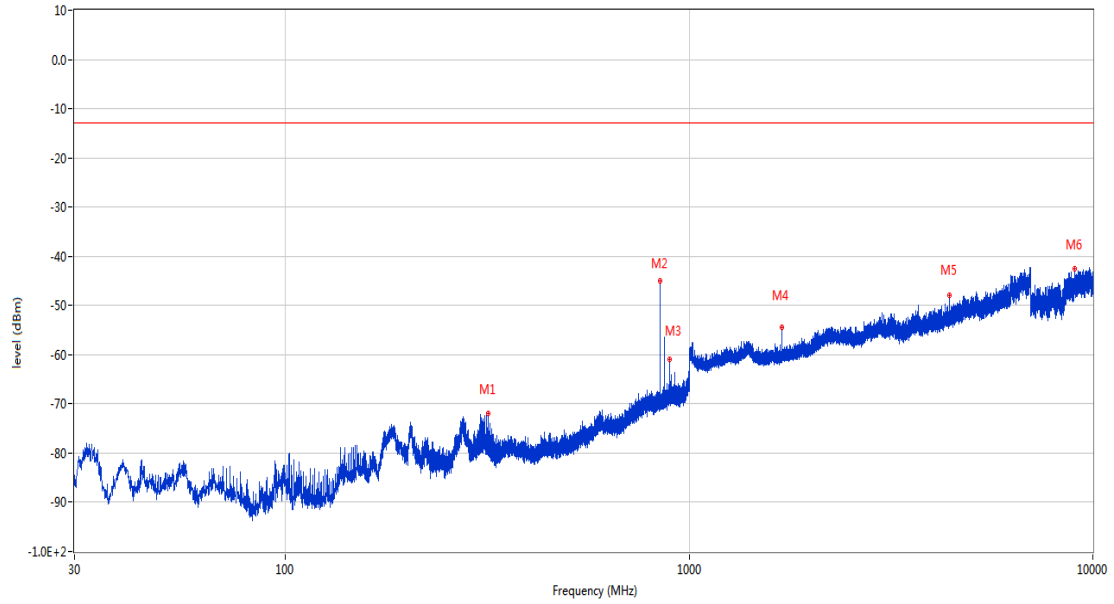
VIVO_FCC PART22&24&27_GSM 850 & CDMA BCO & WCDMA Band5 & LTE Band 5 & 26_814-849_30MHz-10GHz



Frequency (MHz)	Result (dBm)	Factor (dB)	PK Limit (dBm)	Over Limit (dB)	Table (o)	ANT	EUT	Verdict
204.988	-69.28	-15.94	-13.0	-56.28	72.00	Horizontal	Horizontal	Pass
848.825	-39.84	2.47	-13.0	-26.84	82.00	Horizontal	Horizontal	N/A
893.737	-59.81	3.53	-13.0	-46.81	5.00	Horizontal	Horizontal	N/A
1698.100	-53.68	-5.63	-13.0	-40.68	159.00	Horizontal	Horizontal	Pass
4932.200	-45.96	7.39	-13.0	-32.96	195.00	Horizontal	Horizontal	Pass
9334.000	-41.49	15.33	-13.0	-28.49	361.00	Horizontal	Horizontal	Pass

RSE-H&V EGPRS 850 CH251

VIVO_FCC PART22&24&27_GSM 850 & CDMA BC0 & WCDMA Band5 & LTE Band 5 & 26_814-849_30MHz-10GHz



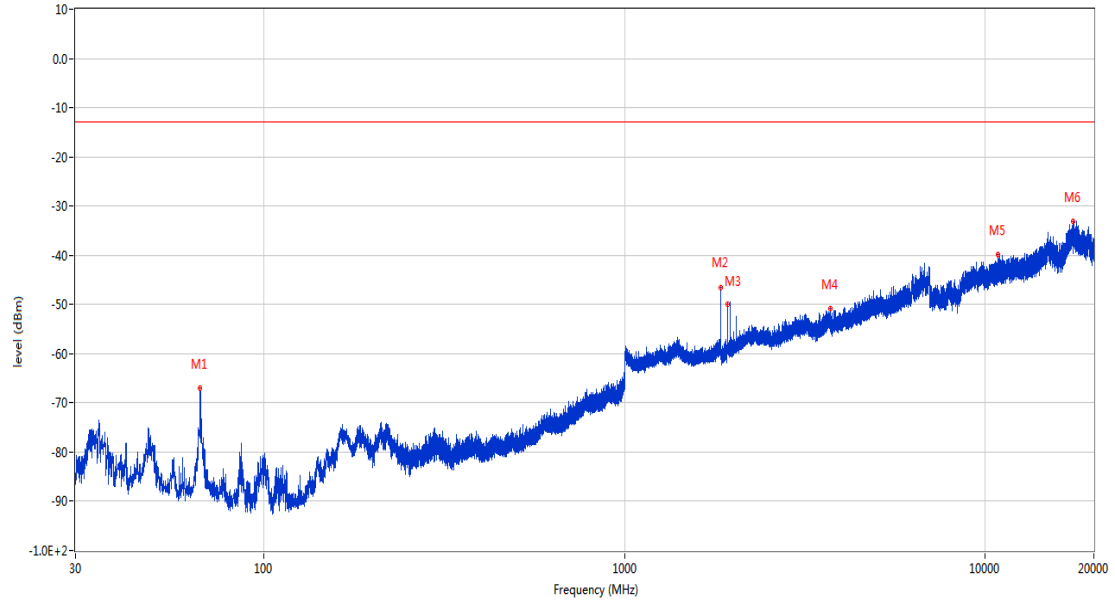
Frequency (MHz)	Result (dBm)	Factor (dB)	PK Limit (dBm)	Over Limit (dB)	Table (o)	ANT	EUT	Verdict
317.799	-71.97	-11.82	-13.0	-58.97	36.00	Horizontal	Vertical	Pass
848.874	-45.03	2.46	-13.0	-32.03	36.00	Horizontal	Vertical	N/A
893.882	-60.85	3.53	-13.0	-47.85	-2.00	Horizontal	Vertical	N/A
1698.000	-54.52	-5.63	-13.0	-41.52	168.00	Horizontal	Vertical	Pass
4418.400	-47.97	5.61	-13.0	-34.97	121.00	Horizontal	Vertical	Pass
8996.950	-42.45	15.14	-13.0	-29.45	148.00	Horizontal	Vertical	Pass

4 EGPRS 1900

4.1 EGPRS 1900 Low Channel

RSE-H&H EGPRS 1900 CH512

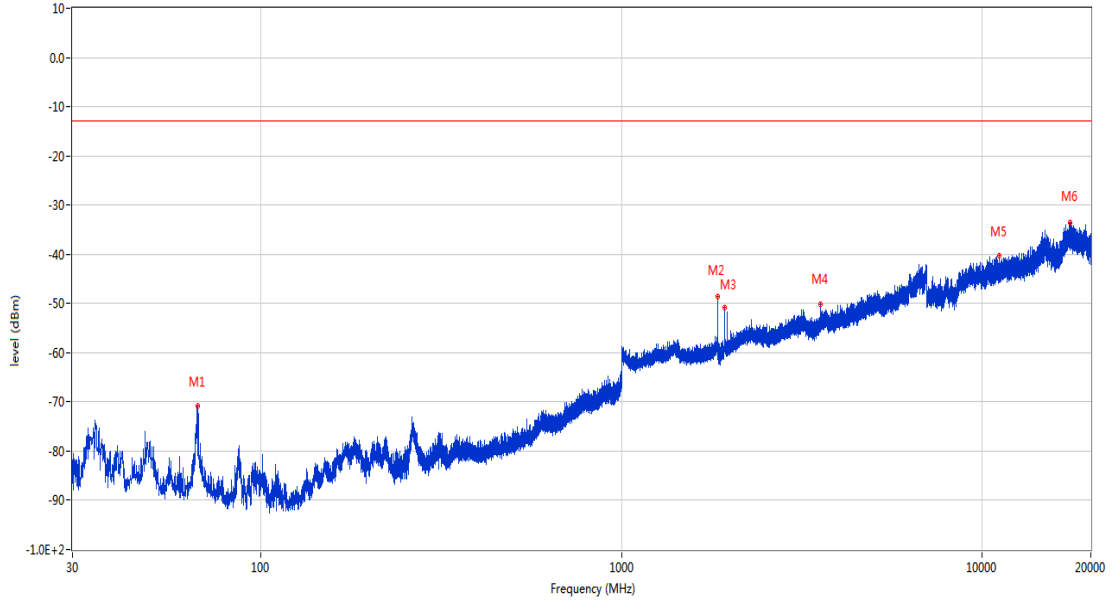
VIVO_FCC PART22&24&27_GSM 1900 & CDMA BC1 & WCDMA Band 2 & LTE Band 2 & 25_1830-1920_30MHz-20GHz



Frequency (MHz)	Result (dBm)	Factor (dB)	PK Limit (dBm)	Over Limit (dB)	Table (o)	ANT	EUT	Verdict
66.520	-67.09	-15.67	-13.0	-54.09	86.00	Horizontal	Horizontal	Pass
1850.500	-46.57	-4.40	-13.0	-33.57	84.00	Horizontal	Horizontal	N/A
1930.900	-49.88	-3.80	-13.0	-36.88	199.00	Horizontal	Horizontal	N/A
3712.000	-50.92	4.30	-13.0	-37.92	198.00	Horizontal	Horizontal	Pass
10861.412	-39.92	17.49	-13.0	-26.92	1.00	Horizontal	Horizontal	Pass
17479.537	-33.04	21.70	-13.0	-20.04	47.00	Horizontal	Horizontal	Pass

RSE-H&V EGPRS 1900 CH512

VIVO_FCC PART22&24&27_GSM 1900 & CDMA BC1 & WCDMA Band 2 & LTE Band 2 & 25_1830-1920_30MHz-20GHz

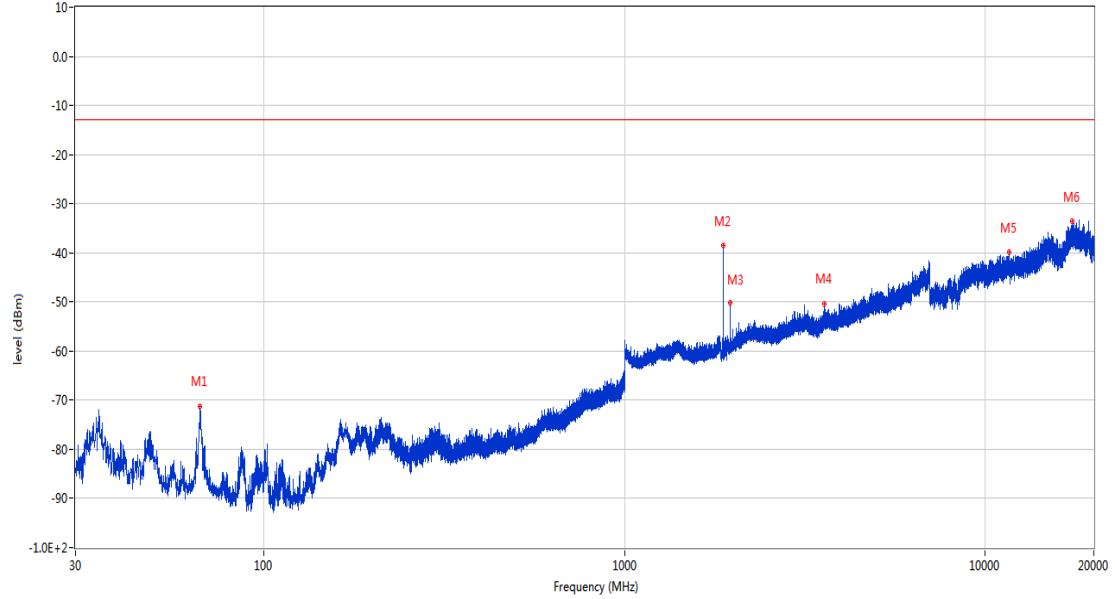


Frequency (MHz)	Result (dBm)	Factor (dB)	PK Limit (dBm)	Over Limit (dB)	Table (o)	ANT	EUT	Verdict
66.569	-70.81	-15.66	-13.0	-57.81	235.00	Horizontal	Vertical	Pass
1850.500	-48.59	-4.40	-13.0	-35.59	212.00	Horizontal	Vertical	N/A
1930.700	-50.91	-3.80	-13.0	-37.91	132.00	Horizontal	Vertical	N/A
3555.400	-50.17	3.53	-13.0	-37.17	201.00	Horizontal	Vertical	Pass
11141.724	-40.38	16.73	-13.0	-27.38	285.00	Horizontal	Vertical	Pass
17553.488	-33.50	22.50	-13.0	-20.50	109.00	Horizontal	Vertical	Pass

4.2 EGPRS 1900 Middle Channel

RSE-H&H EGPRS 1900 CH661

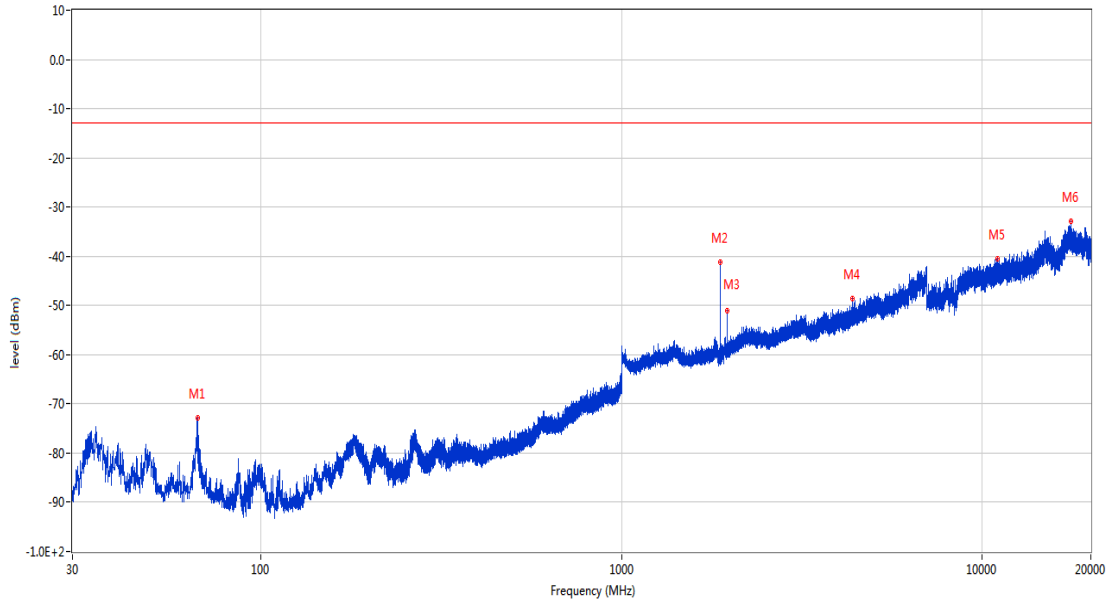
VIVO_FCC PART228,24&27_GSM 1900 & CDMA BC1 & WCDMA Band 2 & LTE Band 2 & 25_1830-1920_30MHz-20GHz



Frequency (MHz)	Result (dBm)	Factor (dB)	PK Limit (dBm)	Over Limit (dB)	Table (o)	ANT	EUT	Verdict
66.424	-71.23	-15.67	-13.0	-58.23	-3.00	Horizontal	Horizontal	Pass
1880.300	-38.40	-4.03	-13.0	-25.40	196.00	Horizontal	Horizontal	N/A
1960.300	-50.18	-4.69	-13.0	-37.18	234.00	Horizontal	Horizontal	N/A
3578.200	-50.38	3.75	-13.0	-37.38	105.00	Horizontal	Horizontal	Pass
11633.063	-39.95	17.31	-13.0	-26.95	301.00	Horizontal	Horizontal	Pass
17424.802	-33.52	22.53	-13.0	-20.52	-2.00	Horizontal	Horizontal	Pass

RSE-H&V EGPRS 1900 CH661

VIVO_FCC PART22&24&27_GSM 1900 & CDMA BC1 & WCDMA Band 2 & LTE Band 2 & 25_1830-1920_30MHz-20GHz

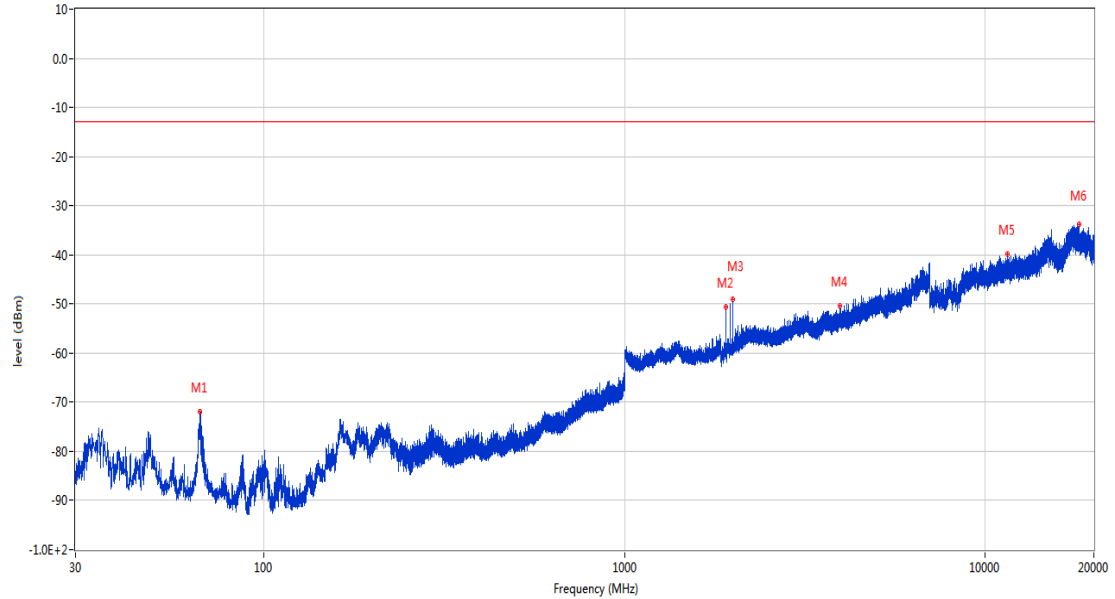


Frequency (MHz)	Result (dBm)	Factor (dB)	PK Limit (dBm)	Over Limit (dB)	Table (o)	ANT	EUT	Verdict
66.569	-72.87	-15.66	-13.0	-59.87	360.00	Horizontal	Vertical	Pass
1880.400	-41.27	-4.03	-13.0	-28.27	155.00	Horizontal	Vertical	N/A
1960.400	-51.01	-4.69	-13.0	-38.01	117.00	Horizontal	Vertical	N/A
4358.600	-48.56	6.85	-13.0	-35.56	152.00	Horizontal	Vertical	Pass
10994.237	-40.61	17.40	-13.0	-27.61	335.00	Horizontal	Vertical	Pass
17596.625	-32.92	22.01	-13.0	-19.92	309.00	Horizontal	Vertical	Pass

4.3 EGPRS 1900 High Channel

RSE-H&H EGPRS 1900 CH810

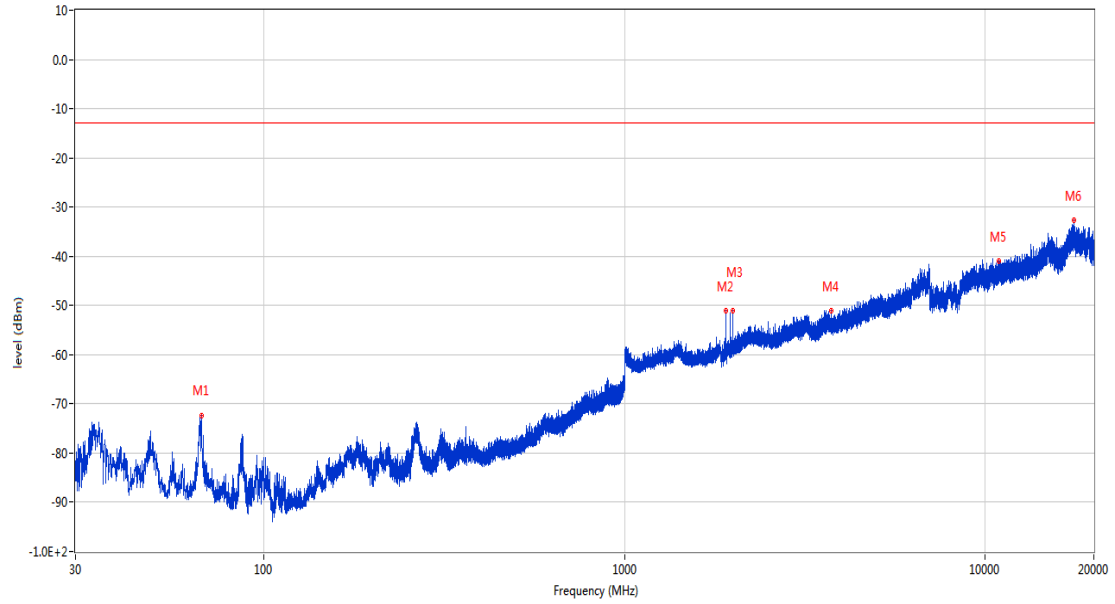
VIVO_FCC PART228&24&27_GSM 1900 & CDMA BC1 & WCDMA Band 2 & LTE Band 2 & 25_1830-1920_30MHz-20GHz



Frequency (MHz)	Result (dBm)	Factor (dB)	PK Limit (dBm)	Over Limit (dB)	Table (o)	ANT	EUT	Verdict
66.520	-71.94	-15.67	-13.0	-58.94	82.00	Horizontal	Horizontal	Pass
1910.200	-50.70	-3.79	-13.0	-37.70	163.00	Horizontal	Horizontal	N/A
1990.200	-48.97	-4.42	-13.0	-35.97	241.00	Horizontal	Horizontal	N/A
3956.800	-50.47	5.74	-13.0	-37.47	142.00	Horizontal	Horizontal	Pass
11524.675	-39.85	17.40	-13.0	-26.85	241.00	Horizontal	Horizontal	Pass
18188.587	-33.69	22.36	-13.0	-20.69	-3.00	Horizontal	Horizontal	Pass

RSE-H&V EGPRS 1900 CH810

VIVO_FCC PART22&24&27_GSM 1900 & CDMA BC1 & WCDMA Band 2 & LTE Band 2 & 25_1830-1920_30MHz-20GHz



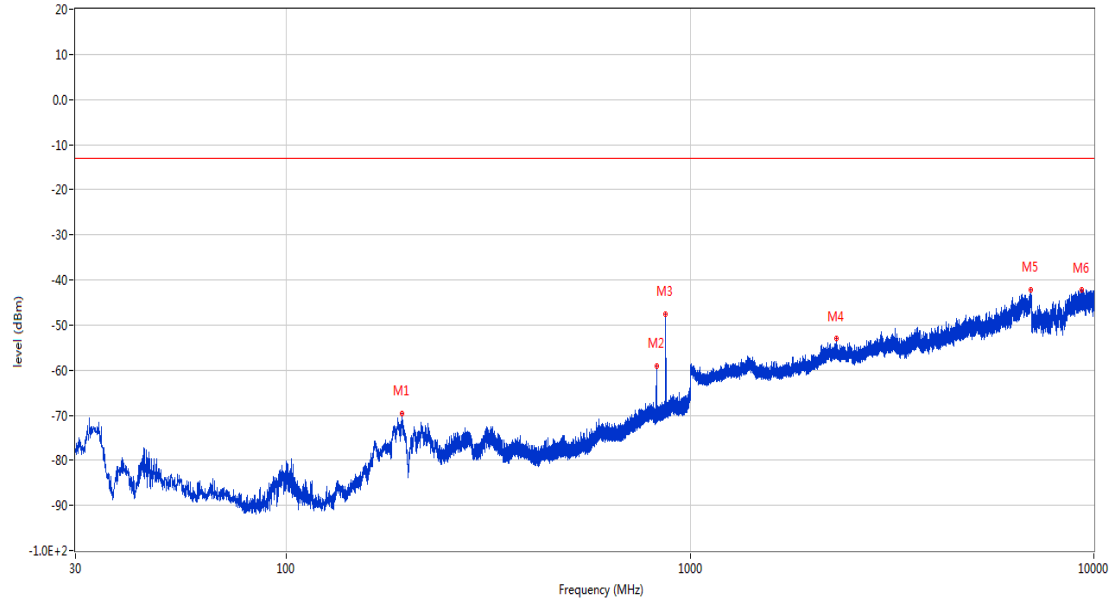
Frequency (MHz)	Result (dBm)	Factor (dB)	PK Limit (dBm)	Over Limit (dB)	Table (o)	ANT	EUT	Verdict
67.005	-72.30	-15.63	-13.0	-59.30	203.00	Horizontal	Vertical	Pass
1910.300	-51.07	-3.79	-13.0	-38.07	158.00	Horizontal	Vertical	N/A
1990.200	-51.02	-4.42	-13.0	-38.02	80.00	Horizontal	Vertical	N/A
3735.400	-51.02	3.84	-13.0	-38.02	360.00	Horizontal	Vertical	Pass
10878.088	-40.99	17.17	-13.0	-27.99	291.00	Horizontal	Vertical	Pass
17598.800	-32.76	21.98	-13.0	-19.76	9.00	Horizontal	Vertical	Pass



CDMA
 5 CDMA BC0
 5.1 CDMA BC0 Low Channel

RSE-H&H CDMA BC0 CH1013

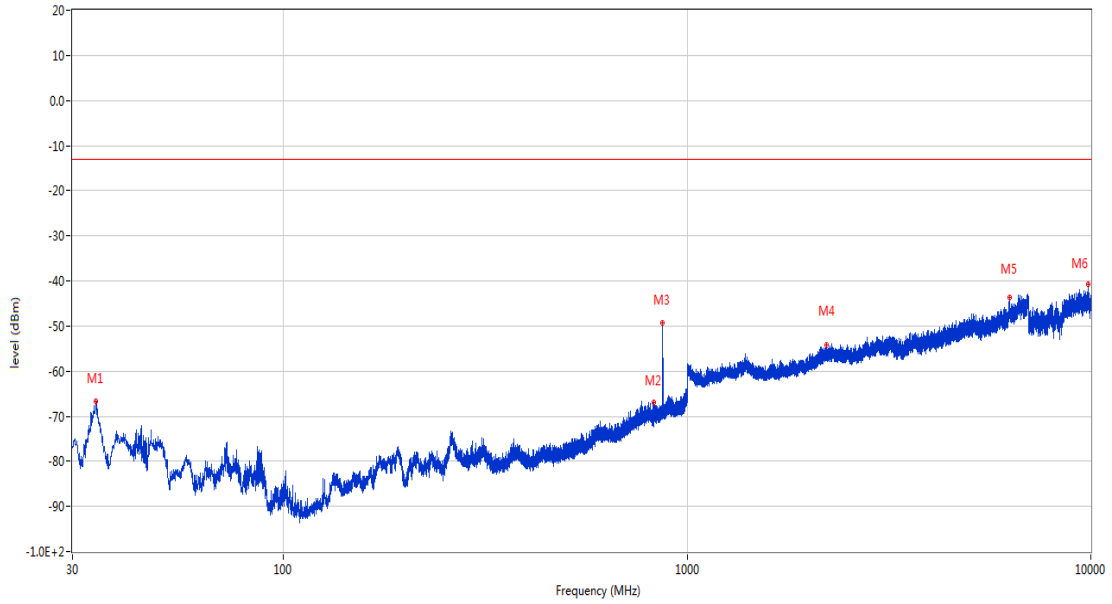
VIVO_FCC PART22&24&27_GSM 850 & CDMA BC0 & WCDMA Band5 & LTE Band 5 & 26_814-849_30MHz-10GHz



Frequency (MHz)	Result (dBm)	Factor (dB)	PK Limit (dBm)	Over Limit (dB)	Table (o)	ANT	EUT	Verdict
193.396	-69.61	-15.07	-13.0	-56.61	51.00	Horizontal	Horizontal	Pass
825.157	-59.05	2.25	-13.0	-46.05	308.00	Horizontal	Horizontal	N/A
869.632	-47.53	2.38	-13.0	-34.53	214.00	Horizontal	Horizontal	N/A
2308.400	-52.99	-0.99	-13.0	-39.99	322.00	Horizontal	Horizontal	Pass
6994.200	-42.32	13.62	-13.0	-29.32	232.00	Horizontal	Horizontal	Pass
9322.599	-42.21	15.62	-13.0	-29.21	139.00	Horizontal	Horizontal	Pass

RSE-V&V CDMA BC0 CH1013

VIVO_FCC PART22&24&27_GSM 850 & CDMA BC0 & WCDMA Band5 & LTE Band 5 & 26_814-849_30MHz-10GHz

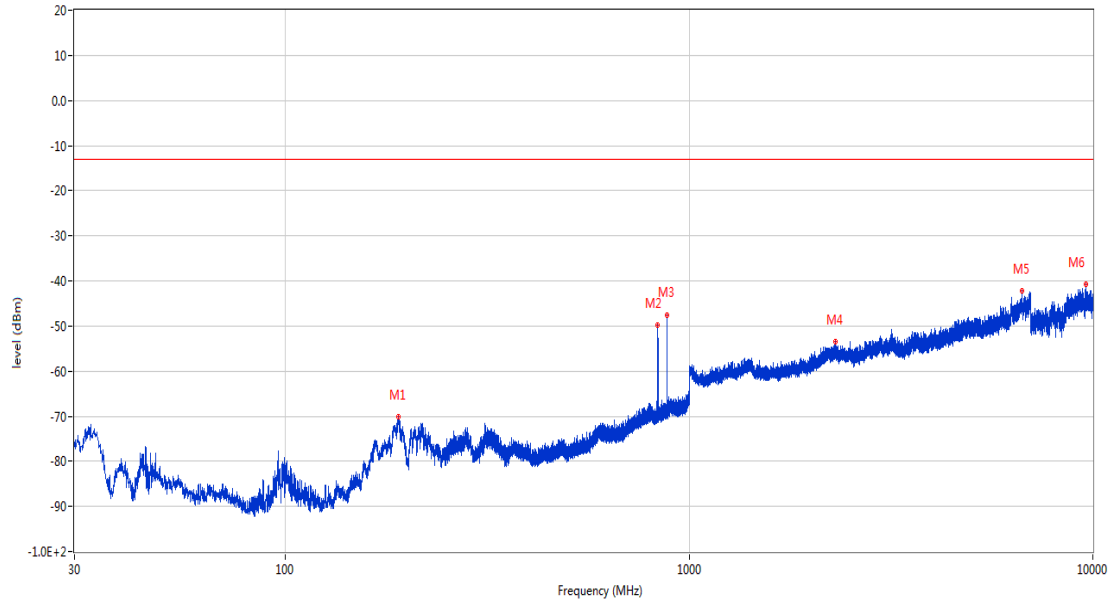


Frequency (MHz)	Result (dBm)	Factor (dB)	PK Limit (dBm)	Over Limit (dB)	Table (o)	ANT	EUT	Verdict
34.316	-66.57	-18.28	-13.0	-53.57	250.00	Vertical	Vertical	Pass
825.206	-67.02	2.25	-13.0	-54.02	180.00	Vertical	Vertical	Pass
870.214	-49.24	2.38	-13.0	-36.24	96.00	Vertical	Vertical	N/A
2219.300	-54.26	-0.98	-13.0	-41.26	0.00	Vertical	Vertical	Pass
6288.200	-43.67	11.45	-13.0	-30.67	331.00	Vertical	Vertical	Pass
9851.500	-40.62	16.85	-13.0	-27.62	205.00	Vertical	Vertical	Pass

5.2 CDMA BC0 Middle Channel

RSE-H&H CDMA BC0 CH384

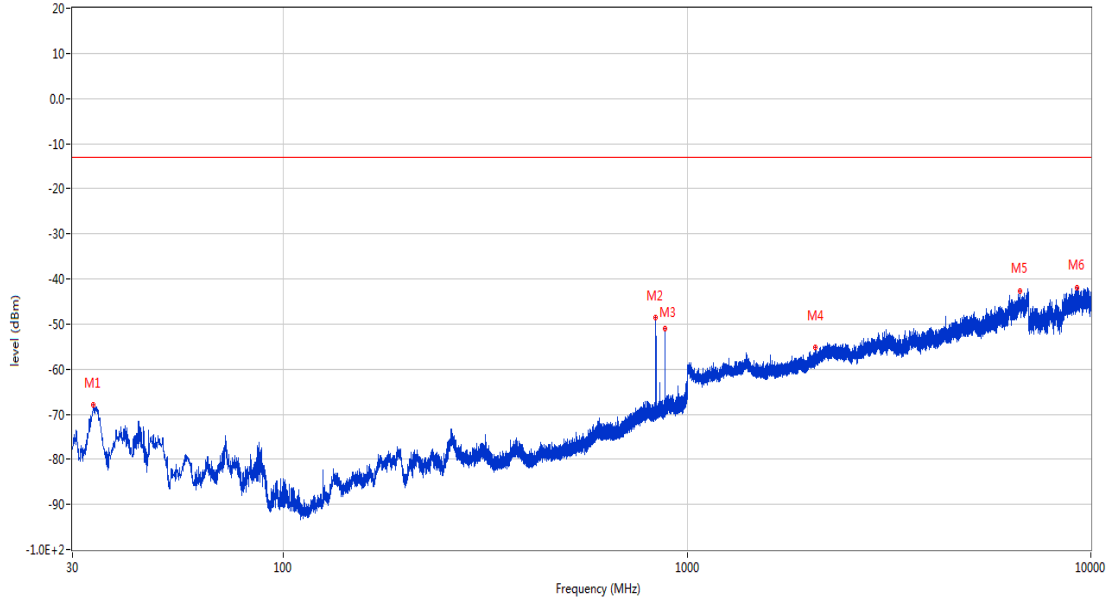
VIVO_FCC PART22&24&27_GSM 850 & CDMA BC0 & WCDMA Band5 & LTE Band 5 & 26_814-849_30MHz-10GHz



Frequency (MHz)	Result (dBm)	Factor (dB)	PK Limit (dBm)	Over Limit (dB)	Table (o)	ANT	EUT	Verdict
190.292	-70.21	-15.03	-13.0	-57.21	60.00	Horizontal	Horizontal	Pass
836.555	-49.67	2.59	-13.0	-36.67	152.00	Horizontal	Horizontal	N/A
881.466	-47.50	2.79	-13.0	-34.50	207.00	Horizontal	Horizontal	N/A
2305.000	-53.55	-0.97	-13.0	-40.55	203.00	Horizontal	Horizontal	Pass
6663.600	-42.31	11.60	-13.0	-29.31	359.00	Horizontal	Horizontal	Pass
9607.451	-40.81	16.40	-13.0	-27.81	158.00	Horizontal	Horizontal	Pass

RSE-V&V CDMA BC0 CH384

VIVO_FCC PART22&24&27_GSM 850 & CDMA BC0 & WCDMA Band5 & LTE Band 5 & 26_814-849_30MHz-10GHz

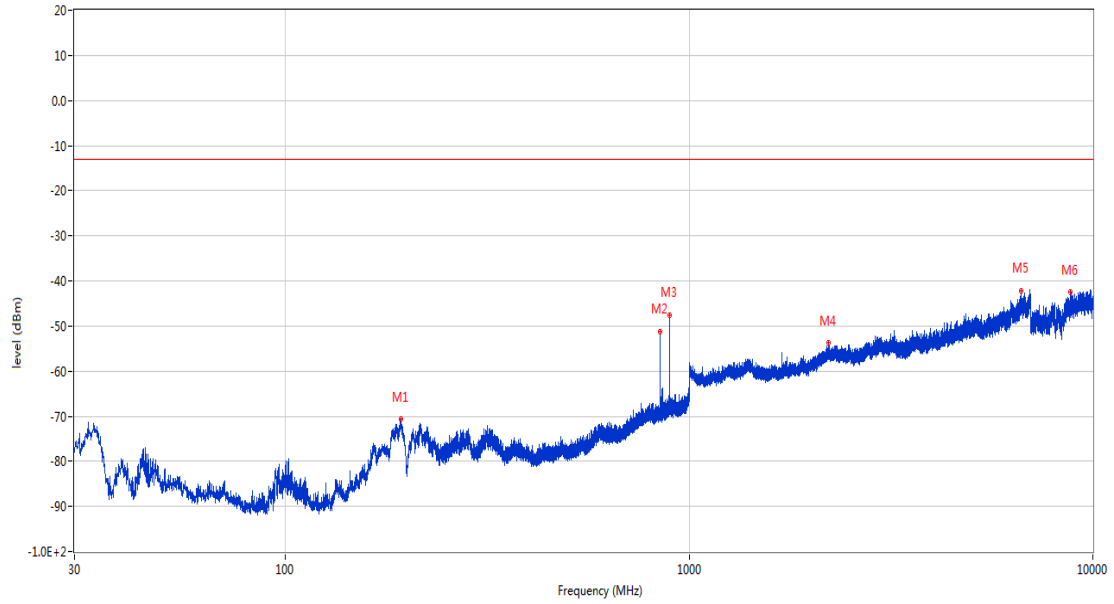


Frequency (MHz)	Result (dBm)	Factor (dB)	PK Limit (dBm)	Over Limit (dB)	Table (o)	ANT	EUT	Verdict
33.783	-68.00	-17.90	-13.0	-55.00	360.00	Vertical	Vertical	Pass
836.409	-48.66	2.59	-13.0	-35.66	359.00	Vertical	Vertical	N/A
881.030	-50.95	2.74	-13.0	-37.95	96.00	Vertical	Vertical	N/A
2081.800	-55.15	-2.96	-13.0	-42.15	265.00	Vertical	Vertical	Pass
6673.200	-42.79	11.60	-13.0	-29.79	12.00	Vertical	Vertical	Pass
9237.100	-41.95	15.28	-13.0	-28.95	292.00	Vertical	Vertical	Pass

5.3 CDMA BC0 High Channel

RSE-H&H CDMA BC0 CH777

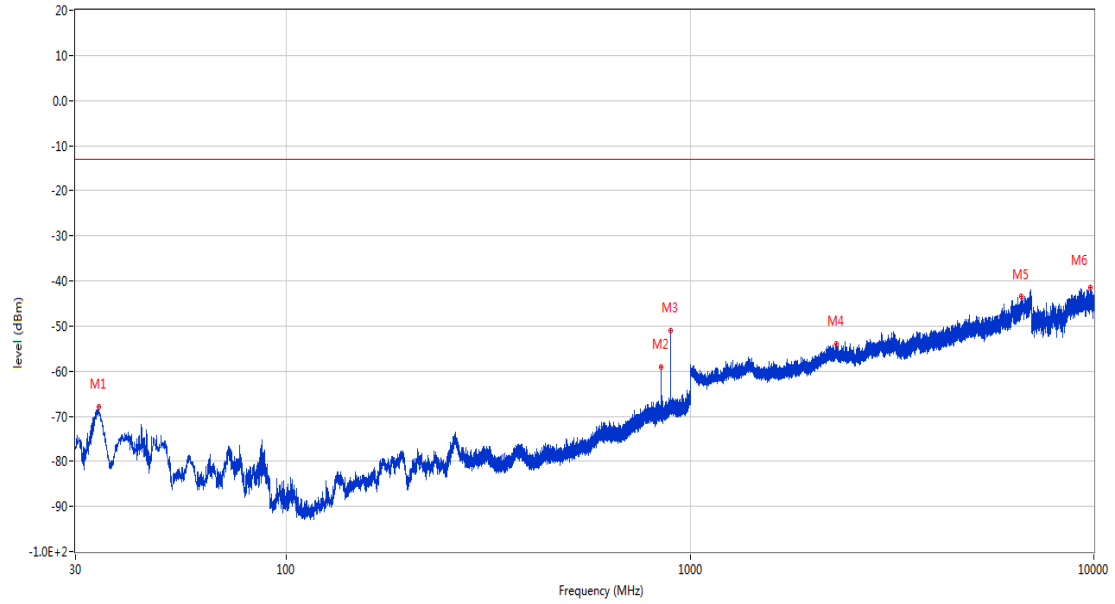
VIVO_FCC PART22&24&27_GSM 850 & CDMA BC0 & WCDMA Band5 & LTE Band 5 & 26_814-849_30MHz-10GHz



Frequency (MHz)	Result (dBm)	Factor (dB)	PK Limit (dBm)	Over Limit (dB)	Table (o)	ANT	EUT	Verdict
192.912	-70.63	-15.03	-13.0	-57.63	39.00	Horizontal	Horizontal	Pass
848.680	-51.16	2.47	-13.0	-38.16	120.00	Horizontal	Horizontal	N/A
892.961	-47.48	3.55	-13.0	-34.48	188.00	Horizontal	Horizontal	N/A
2216.400	-53.73	-0.98	-13.0	-40.73	116.00	Horizontal	Horizontal	Pass
6655.800	-42.27	11.44	-13.0	-29.27	163.00	Horizontal	Horizontal	Pass
8819.200	-42.55	14.95	-13.0	-29.55	68.00	Horizontal	Horizontal	Pass

RSE-V&V CDMA BC0 CH777

VIVO_FCC PART22&24&27_GSM 850 & CDMA BC0 & WCDMA Band5 & LTE Band 5 & 26_814-849_30MHz-10GHz



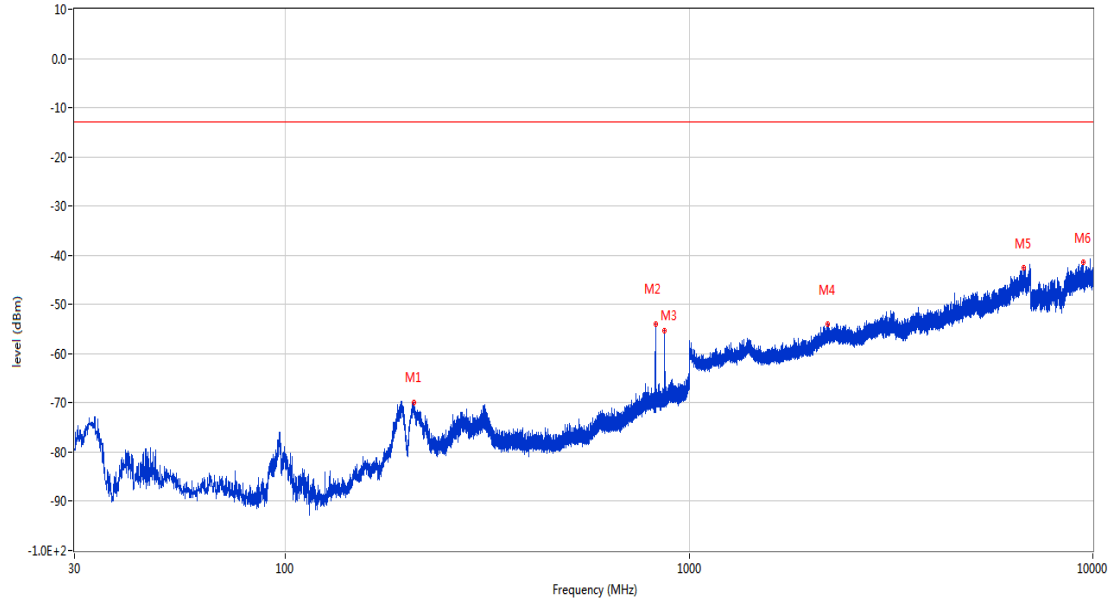
Frequency (MHz)	Result (dBm)	Factor (dB)	PK Limit (dBm)	Over Limit (dB)	Table (o)	ANT	EUT	Verdict
34.316	-67.83	-18.28	-13.0	-54.83	179.00	Vertical	Vertical	Pass
848.777	-59.08	2.47	-13.0	-46.08	354.00	Vertical	Vertical	N/A
892.864	-50.93	3.55	-13.0	-37.93	94.00	Vertical	Vertical	N/A
2298.000	-54.07	-1.10	-13.0	-41.07	181.00	Vertical	Vertical	Pass
6603.400	-43.37	11.97	-13.0	-30.37	322.00	Vertical	Vertical	Pass
9787.150	-41.49	16.25	-13.0	-28.49	305.00	Vertical	Vertical	Pass



EVDO
 6 EVDO BC0
 6.1 EVDO BC0 Low Channel

RSE-H&H EVDO BC0 CH1013

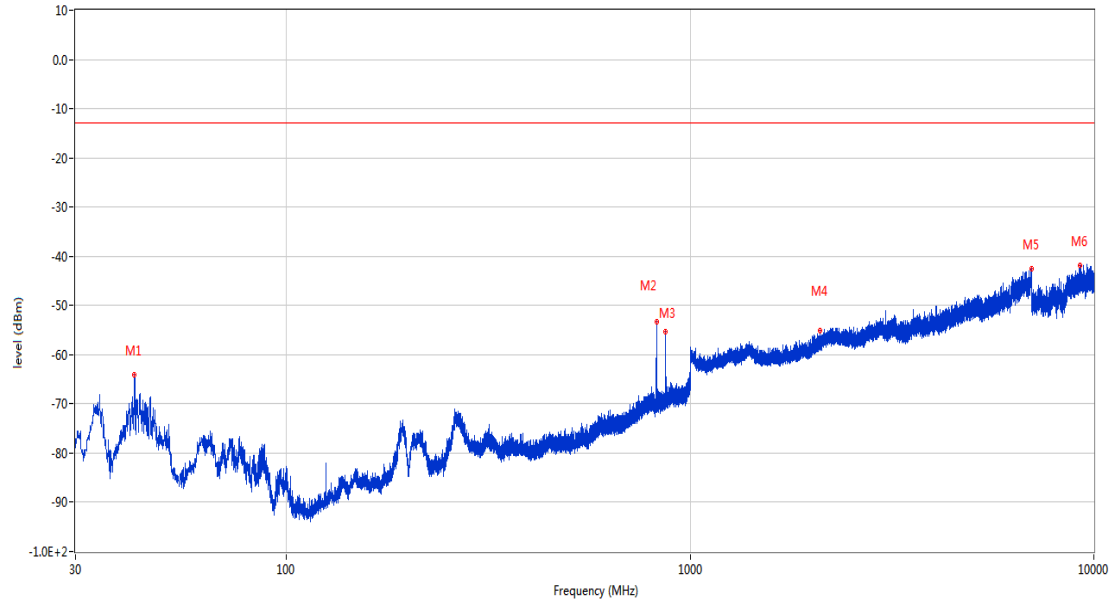
VIVO_FCC PART22&24&27_GSM 850 & CDMA BC0 & WCDMA Band5 & LTE Band 5 & 26_814-849_30MHz-10GHz



Frequency (MHz)	Result (dBm)	Factor (dB)	PK Limit (dBm)	Over Limit (dB)	Table (o)	ANT	EUT	Verdict
207.898	-70.02	-15.84	-13.0	-57.02	86.00	Horizontal	Horizontal	Pass
825.303	-54.05	2.25	-13.0	-41.05	68.00	Horizontal	Horizontal	N/A
869.244	-55.43	2.38	-13.0	-42.43	360.00	Horizontal	Horizontal	N/A
2207.600	-54.04	-1.22	-13.0	-41.04	1.00	Horizontal	Horizontal	Pass
6750.600	-42.43	11.71	-13.0	-29.43	39.00	Horizontal	Horizontal	Pass
9449.950	-41.44	16.74	-13.0	-28.44	99.00	Horizontal	Horizontal	Pass

RSE-V&V EVDO BC0 CH1013

VIVO_FCC PART22&24&27_GSM 850 & CDMA BC0 & WCDMA Band5 & LTE Band 5 & 26_814-849_30MHz-10GHz

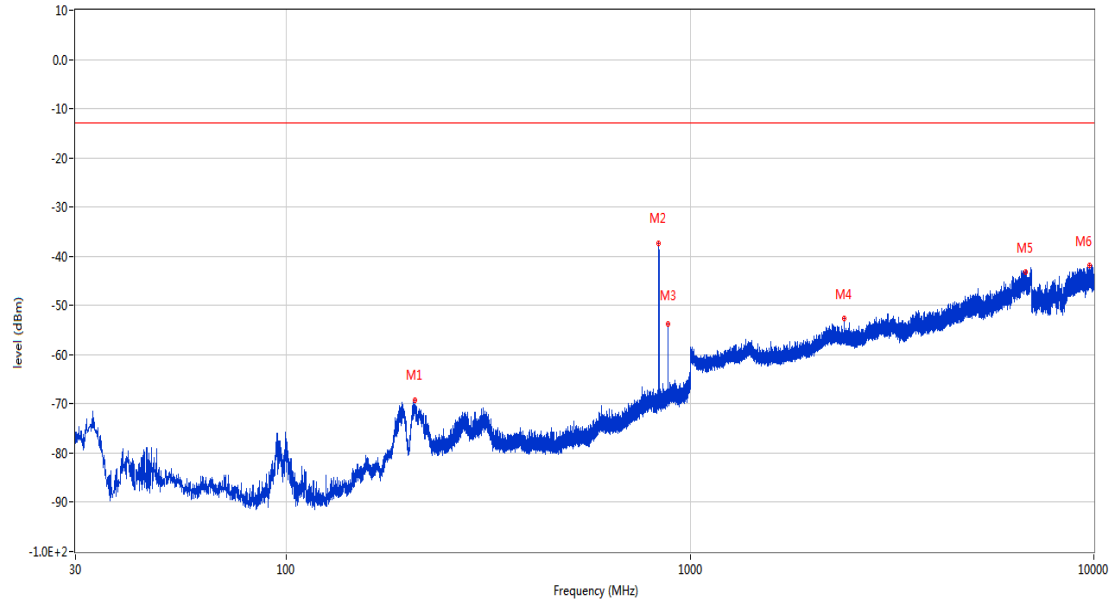


Frequency (MHz)	Result (dBm)	Factor (dB)	PK Limit (dBm)	Over Limit (dB)	Table (o)	ANT	EUT	Verdict
42.028	-64.09	-17.31	-13.0	-51.09	219.00	Vertical	Vertical	Pass
825.255	-53.39	2.25	-13.0	-40.39	176.00	Vertical	Vertical	N/A
869.196	-55.37	2.38	-13.0	-42.37	113.00	Vertical	Vertical	N/A
2096.400	-55.21	-2.67	-13.0	-42.21	344.00	Vertical	Vertical	Pass
6997.400	-42.63	13.61	-13.0	-29.63	217.00	Vertical	Vertical	Pass
9262.750	-41.78	15.16	-13.0	-28.78	74.00	Vertical	Vertical	Pass

6.2 EVDO BC0 Middle Channel

RSE-H&H EVDO BC0 CH384

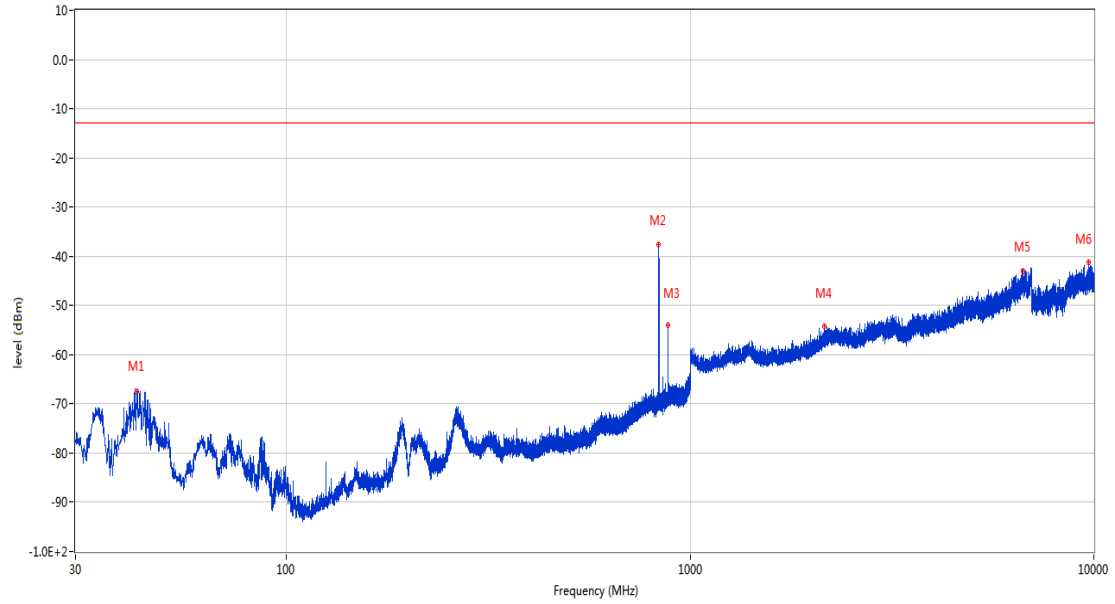
VIVO_FCC PART22&24&27_GSM 850 & CDMA BC0 & WCDMA Band5 & LTE Band 5 & 26_814-849_30MHz-10GHz



Frequency (MHz)	Result (dBm)	Factor (dB)	PK Limit (dBm)	Over Limit (dB)	Table (o)	ANT	EUT	Verdict
207.801	-69.22	-15.83	-13.0	-56.22	62.00	Horizontal	Horizontal	Pass
836.506	-37.36	2.59	-13.0	-24.36	59.00	Horizontal	Horizontal	N/A
882.048	-53.85	2.86	-13.0	-40.85	204.00	Horizontal	Horizontal	N/A
2413.200	-52.63	-1.17	-13.0	-39.63	313.00	Horizontal	Horizontal	Pass
6763.800	-43.22	11.45	-13.0	-30.22	50.00	Horizontal	Horizontal	Pass
9758.800	-41.86	16.22	-13.0	-28.86	21.00	Horizontal	Horizontal	Pass

RSE-V&V EVDO BCo CH384

VIVO_FCC PART22&24&27_GSM 850 & CDMA BCo & WCDMA Band5 & LTE Band 5 & 26_814-849_30MHz-10GHz

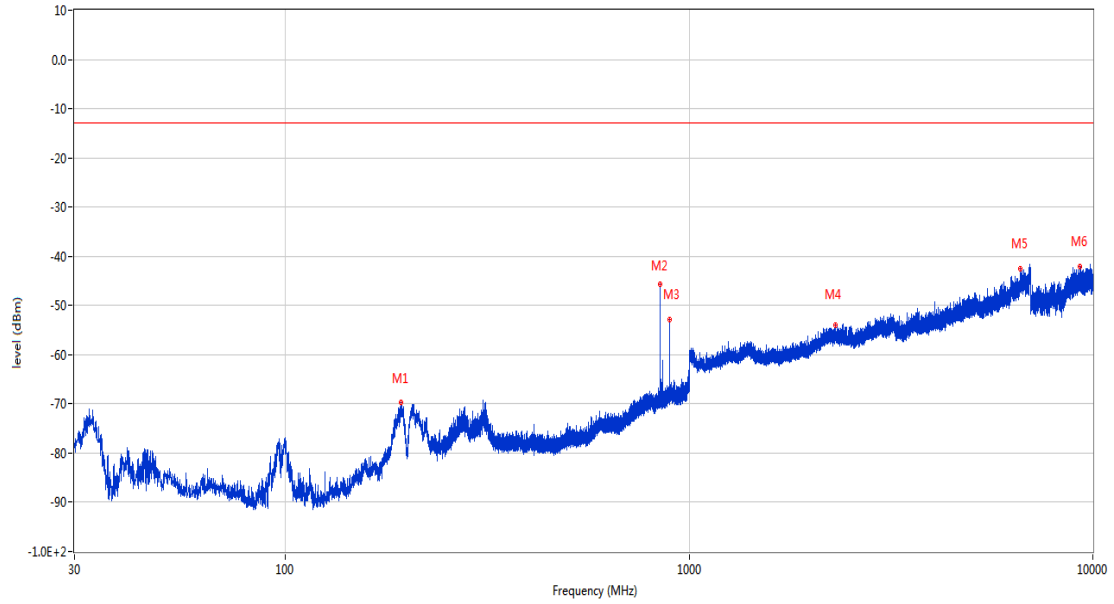


Frequency (MHz)	Result (dBm)	Factor (dB)	PK Limit (dBm)	Over Limit (dB)	Table (o)	ANT	EUT	Verdict
42.658	-67.37	-16.69	-13.0	-54.37	280.00	Vertical	Vertical	Pass
836.555	-37.58	2.59	-13.0	-24.58	106.00	Vertical	Vertical	N/A
881.854	-54.06	2.83	-13.0	-41.06	214.00	Vertical	Vertical	N/A
2145.800	-54.28	-2.23	-13.0	-41.28	184.00	Vertical	Vertical	Pass
6685.200	-42.93	12.04	-13.0	-29.93	140.00	Vertical	Vertical	Pass
9722.500	-41.26	16.34	-13.0	-28.26	292.00	Vertical	Vertical	Pass

6.3 EVDO BC0 High Channel

RSE-H&H EVDO BC0 CH777

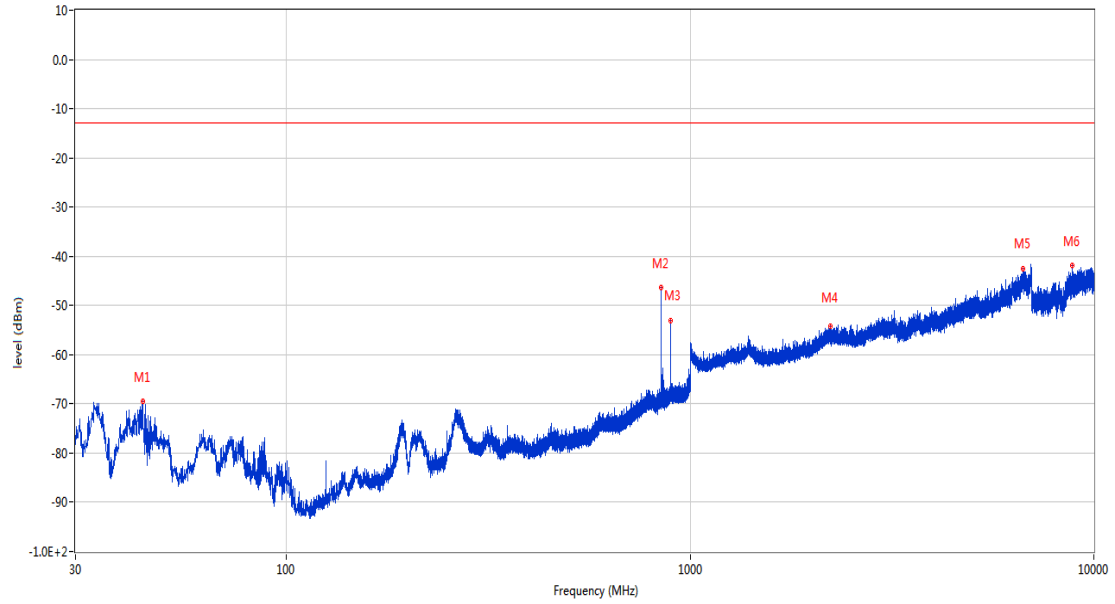
VIVO_FCC PART22&24&27_GSM 850 & CDMA BC0 & WCDMA Band5 & LTE Band 5 & 26_814-849_30MHz-10GHz



Frequency (MHz)	Result (dBm)	Factor (dB)	PK Limit (dBm)	Over Limit (dB)	Table (o)	ANT	EUT	Verdict
193.445	-69.78	-15.07	-13.0	-56.78	231.00	Horizontal	Horizontal	Pass
848.874	-45.69	2.46	-13.0	-32.69	87.00	Horizontal	Horizontal	N/A
893.348	-52.91	3.54	-13.0	-39.91	202.00	Horizontal	Horizontal	N/A
2308.700	-54.07	-1.01	-13.0	-41.07	212.00	Horizontal	Horizontal	Pass
6605.000	-42.64	12.10	-13.0	-29.64	8.00	Horizontal	Horizontal	Pass
9294.250	-42.00	15.42	-13.0	-29.00	35.00	Horizontal	Horizontal	Pass

RSE-V&V EVDO BC0 CH777

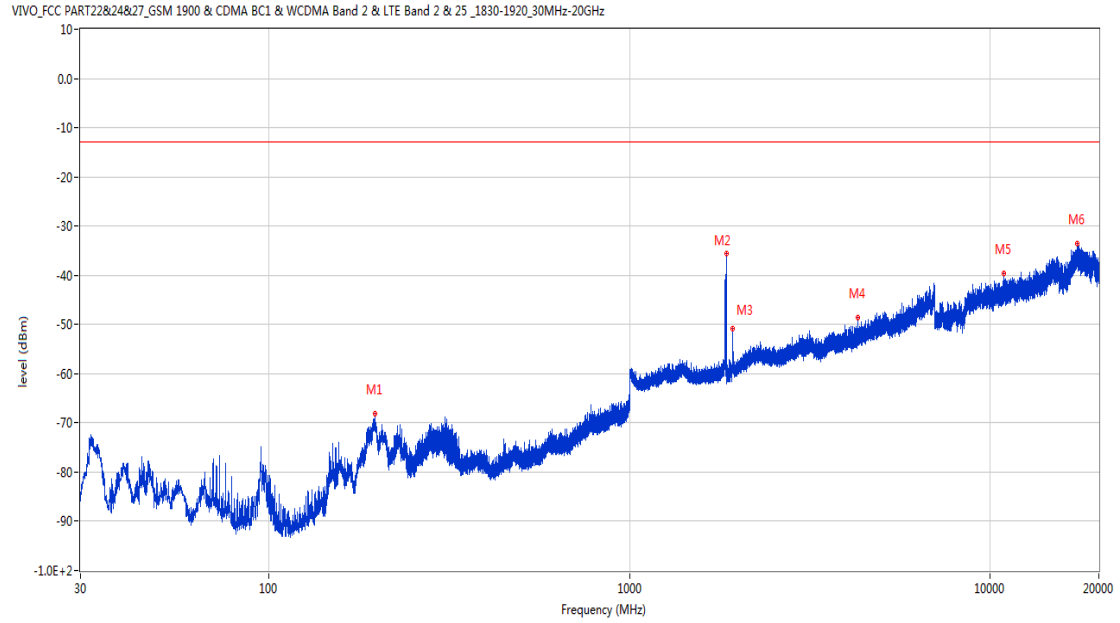
VIVO_FCC PART22&24&27_GSM 850 & CDMA BC0 & WCDMA Band5 & LTE Band 5 & 26_814-849_30MHz-10GHz



Frequency (MHz)	Result (dBm)	Factor (dB)	PK Limit (dBm)	Over Limit (dB)	Table (o)	ANT	EUT	Verdict
44.017	-69.58	-14.61	-13.0	-56.58	278.00	Vertical	Vertical	Pass
848.874	-46.35	2.46	-13.0	-33.35	21.00	Vertical	Vertical	N/A
893.833	-53.06	3.53	-13.0	-40.06	198.00	Vertical	Vertical	N/A
2225.900	-54.25	-0.98	-13.0	-41.25	0.00	Vertical	Vertical	Pass
6670.800	-42.63	11.65	-13.0	-29.63	244.00	Vertical	Vertical	Pass
8857.150	-41.96	15.10	-13.0	-28.96	163.00	Vertical	Vertical	Pass

WCDMA
 7 WCDMA Band 2
 7.1 WCDMA Band 2 Low Channel

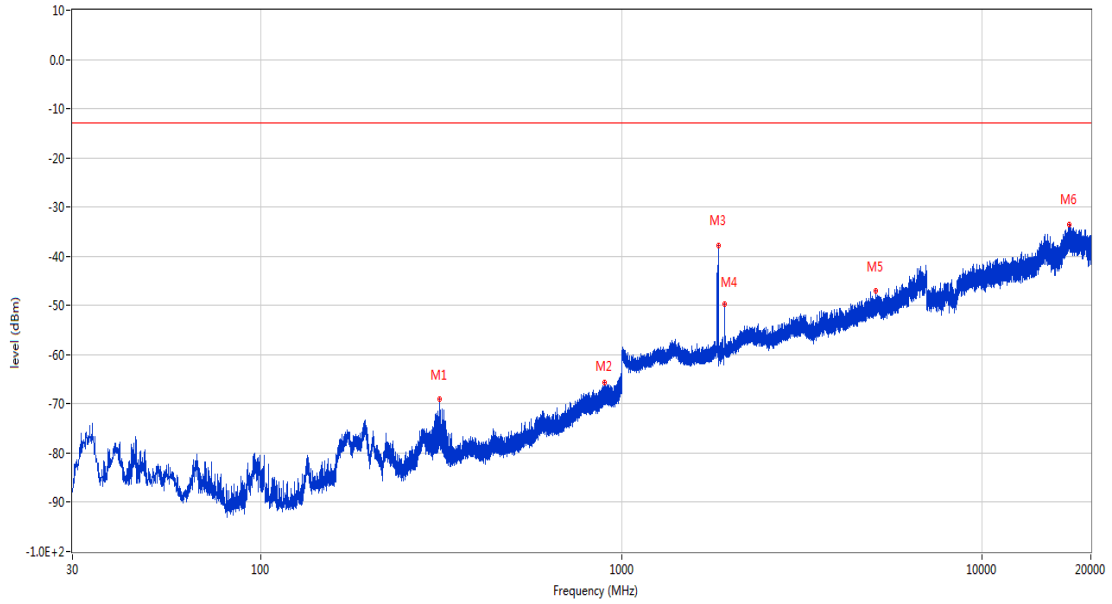
RSE-H&H WCDMA Band 2 CH9262



Frequency (MHz)	Result (dBm)	Factor (dB)	PK Limit (dBm)	Over Limit (dB)	Table (o)	ANT	EUT	Verdict
196.889	-68.17	-16.71	-13.0	-55.17	236.00	Horizontal	Horizontal	Pass
1854.000	-35.68	-4.35	-13.0	-22.68	201.00	Horizontal	Horizontal	N/A
1931.600	-50.88	-3.80	-13.0	-37.88	106.00	Horizontal	Horizontal	N/A
4304.000	-48.49	5.30	-13.0	-35.49	156.00	Horizontal	Horizontal	Pass
10900.513	-39.66	17.72	-13.0	-26.66	336.00	Horizontal	Horizontal	Pass
17427.700	-33.60	22.46	-13.0	-20.60	175.00	Horizontal	Horizontal	Pass

RSE-H&V WCDMA Band 2 CH9262

VIVO_FCC PART22&24&27_GSM 1900 & CDMA BC1 & WCDMA Band 2 & LTE Band 2 & 25_1830-1920_30MHz-20GHz

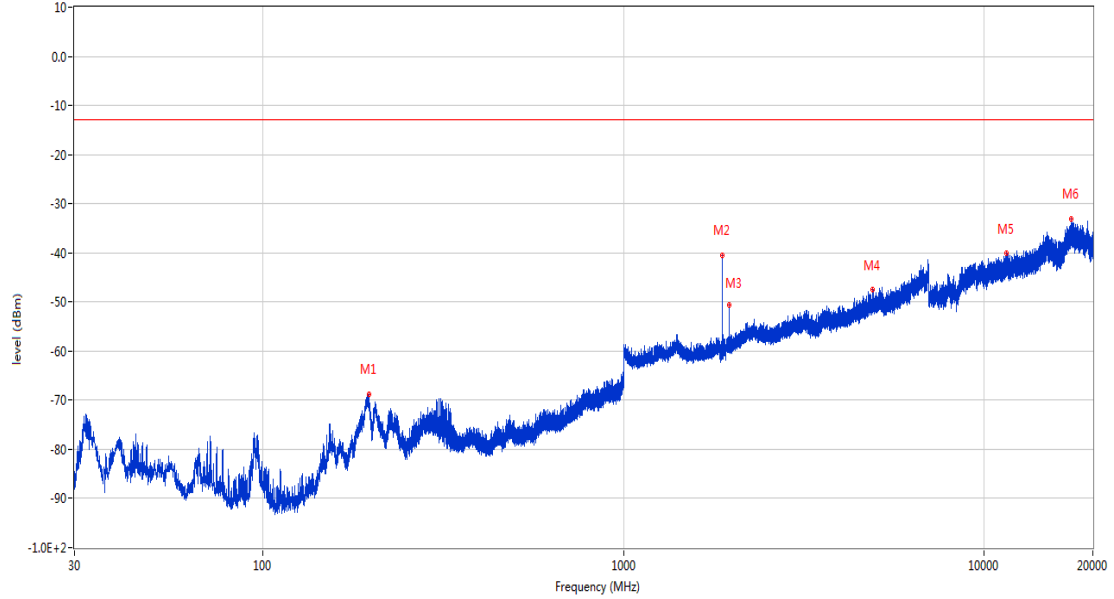


Frequency (MHz)	Result (dBm)	Factor (dB)	PK Limit (dBm)	Over Limit (dB)	Table (o)	ANT	EUT	Verdict
312.027	-69.05	-11.99	-13.0	-56.05	40.00	Horizontal	Vertical	Pass
896.695	-65.70	3.42	-13.0	-52.70	298.00	Horizontal	Vertical	Pass
1853.900	-37.91	-4.36	-13.0	-24.91	177.00	Horizontal	Vertical	N/A
1932.900	-49.80	-3.80	-13.0	-36.80	188.00	Horizontal	Vertical	N/A
5072.400	-47.12	7.35	-13.0	-34.12	123.00	Horizontal	Vertical	Pass
17430.600	-33.58	22.39	-13.0	-20.58	279.00	Horizontal	Vertical	Pass

7.2 WCDMA Band 2 Middle Channel

RSE-H&H WCDMA Band 2 CH9400

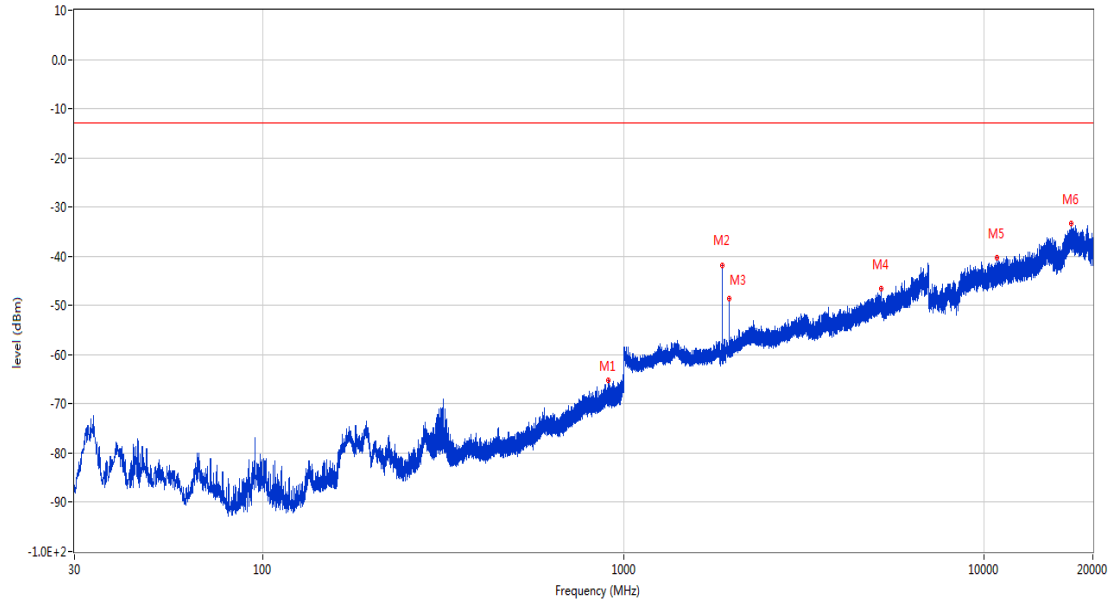
VIVO_FCC PART22&24&27_GSM 1900 & CDMA BC1 & WCDMA Band 2 & LTE Band 2 & 25_1830-1920_30MHz-20GHz



Frequency (MHz)	Result (dBm)	Factor (dB)	PK Limit (dBm)	Over Limit (dB)	Table (o)	ANT	EUT	Verdict
196.452	-68.91	-16.33	-13.0	-55.91	235.00	Horizontal	Horizontal	Pass
1879.500	-40.61	-4.04	-13.0	-27.61	206.00	Horizontal	Horizontal	N/A
1960.000	-50.64	-4.68	-13.0	-37.64	342.00	Horizontal	Horizontal	N/A
4890.400	-47.54	7.21	-13.0	-34.54	153.00	Horizontal	Horizontal	Pass
11520.938	-40.05	17.47	-13.0	-27.05	145.00	Horizontal	Horizontal	Pass
17393.263	-33.15	22.55	-13.0	-20.15	323.00	Horizontal	Horizontal	Pass

RSE-H&V WCDMA Band 2 CH9400

VIVO_FCC PART22&24&27_GSM 1900 & CDMA BC1 & WCDMA Band 2 & LTE Band 2 & 25_1830-1920_30MHz-20GHz

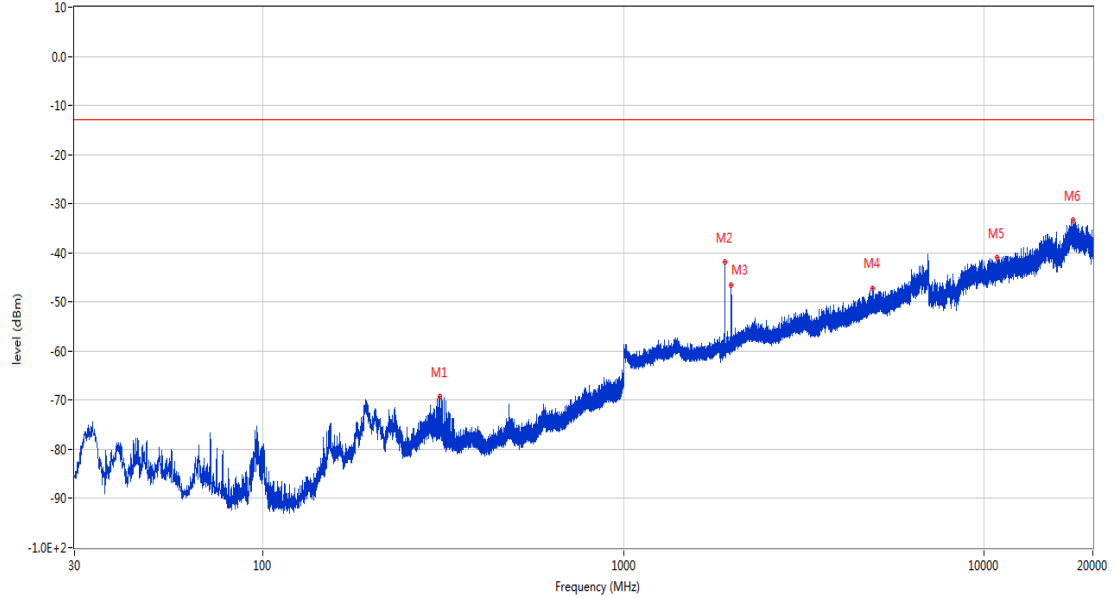


Frequency (MHz)	Result (dBm)	Factor (dB)	PK Limit (dBm)	Over Limit (dB)	Table (o)	ANT	EUT	Verdict
908.917	-65.12	3.40	-13.0	-52.12	122.00	Horizontal	Vertical	Pass
1879.700	-41.78	-4.04	-13.0	-28.78	158.00	Horizontal	Vertical	N/A
1959.100	-48.49	-4.67	-13.0	-35.49	267.00	Horizontal	Vertical	N/A
5164.800	-46.58	7.25	-13.0	-33.58	323.00	Horizontal	Vertical	Pass
10858.825	-40.27	17.54	-13.0	-27.27	345.00	Horizontal	Vertical	Pass
17381.300	-33.43	22.26	-13.0	-20.43	200.00	Horizontal	Vertical	Pass

7.3 WCDMA Band 2 High Channel

RSE-H&H WCDMA Band 2 CH9538

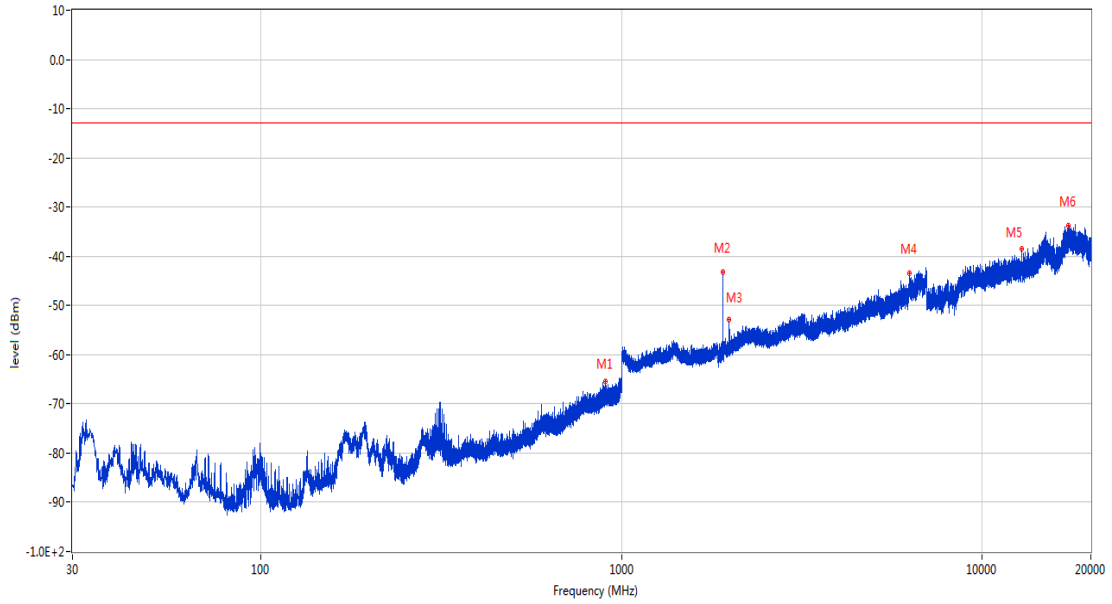
VIVO_FCC PART228,24&27_GSM 1900 & CDMA BC1 & WCDMA Band 2 & LTE Band 2 & 25_1830-1920_30MHz-20GHz



Frequency (MHz)	Result (dBm)	Factor (dB)	PK Limit (dBm)	Over Limit (dB)	Table (o)	ANT	EUT	Verdict
309.214	-69.27	-12.21	-13.0	-56.27	278.00	Horizontal	Horizontal	Pass
1906.600	-41.91	-3.79	-13.0	-28.91	195.00	Horizontal	Horizontal	N/A
1988.100	-46.65	-4.47	-13.0	-33.65	0.00	Horizontal	Horizontal	N/A
4912.800	-47.35	7.96	-13.0	-34.35	80.00	Horizontal	Horizontal	Pass
10867.450	-40.97	17.38	-13.0	-27.97	53.00	Horizontal	Horizontal	Pass
17597.350	-33.26	22.00	-13.0	-20.26	22.00	Horizontal	Horizontal	Pass

RSE-H&V WCDMA Band 2 CH9538

VIVO_FCC PART22&24&27_GSM 1900 & CDMA BC1 & WCDMA Band 2 & LTE Band 2 & 25_1830-1920_30MHz-20GHz



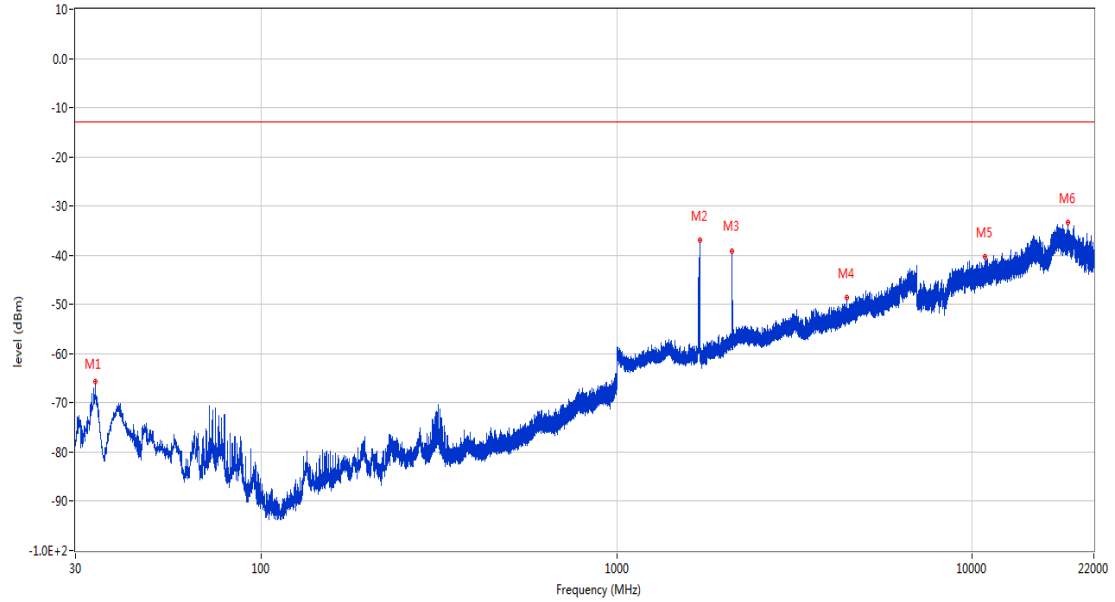
Frequency (MHz)	Result (dBm)	Factor (dB)	PK Limit (dBm)	Over Limit (dB)	Table (o)	ANT	EUT	Verdict
901.206	-65.54	3.52	-13.0	-52.54	173.00	Horizontal	Vertical	Pass
1906.400	-43.26	-3.79	-13.0	-30.26	184.00	Horizontal	Vertical	N/A
1986.700	-52.87	-4.47	-13.0	-39.87	7.00	Horizontal	Vertical	N/A
6280.800	-43.48	11.28	-13.0	-30.48	76.00	Horizontal	Vertical	Pass
12859.475	-38.46	19.47	-13.0	-25.46	285.00	Horizontal	Vertical	Pass
17375.863	-33.80	22.08	-13.0	-20.80	111.00	Horizontal	Vertical	Pass

8 WCDMA Band 4

8.1 WCDMA Band 4 Low Channel

RSE-V&V WCDMA Band 4 CH1312

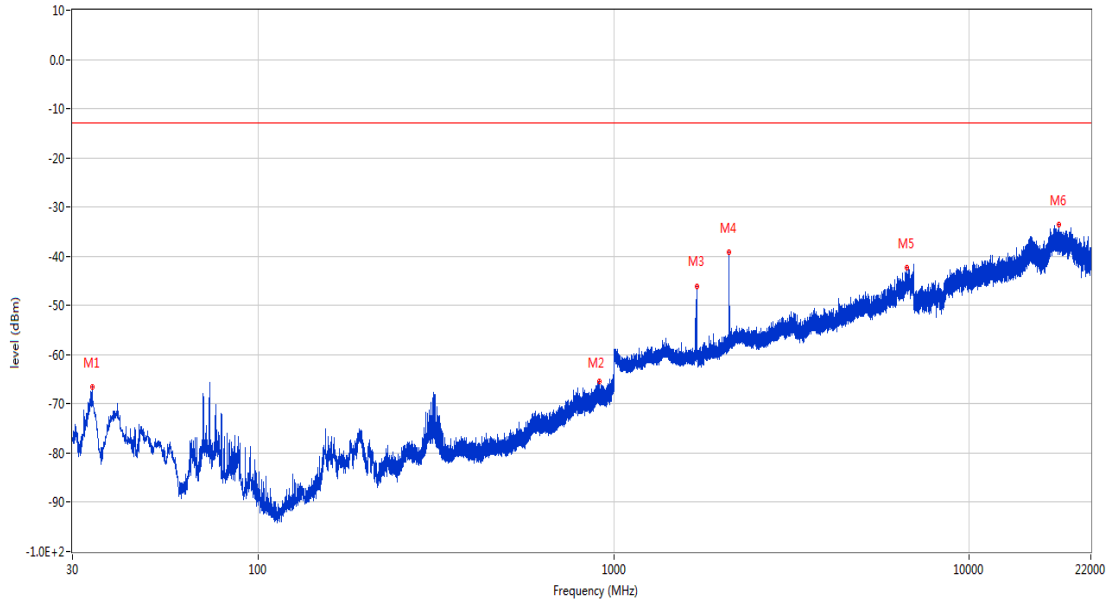
VIVO_FCC PART22&24&27_WCDMA Band 4 & LTE Band 4 & 66_1710-1785_30MHz-20GHz



Frequency (MHz)	Result (dBm)	Factor (dB)	PK Limit (dBm)	Over Limit (dB)	Table (o)	ANT	EUT	Verdict
34.074	-65.54	-18.23	-13.0	-52.54	84.00	Vertical	Vertical	Pass
1713.500	-36.99	-4.53	-13.0	-23.99	246.00	Vertical	Vertical	N/A
2113.100	-39.06	-2.88	-13.0	-26.06	308.00	Vertical	Vertical	N/A
4435.600	-48.52	6.25	-13.0	-35.52	98.00	Vertical	Vertical	Pass
10899.363	-40.38	17.70	-13.0	-27.38	158.00	Vertical	Vertical	Pass
18623.750	-33.25	24.07	-13.0	-20.25	53.00	Vertical	Vertical	Pass

RSE-V&H WCDMA Band 4 CH1312

VIVO_FCC PART22&24&27_WCDMA Band 4 & LTE Band 4 & 66_1710-1785_30MHz-20GHz

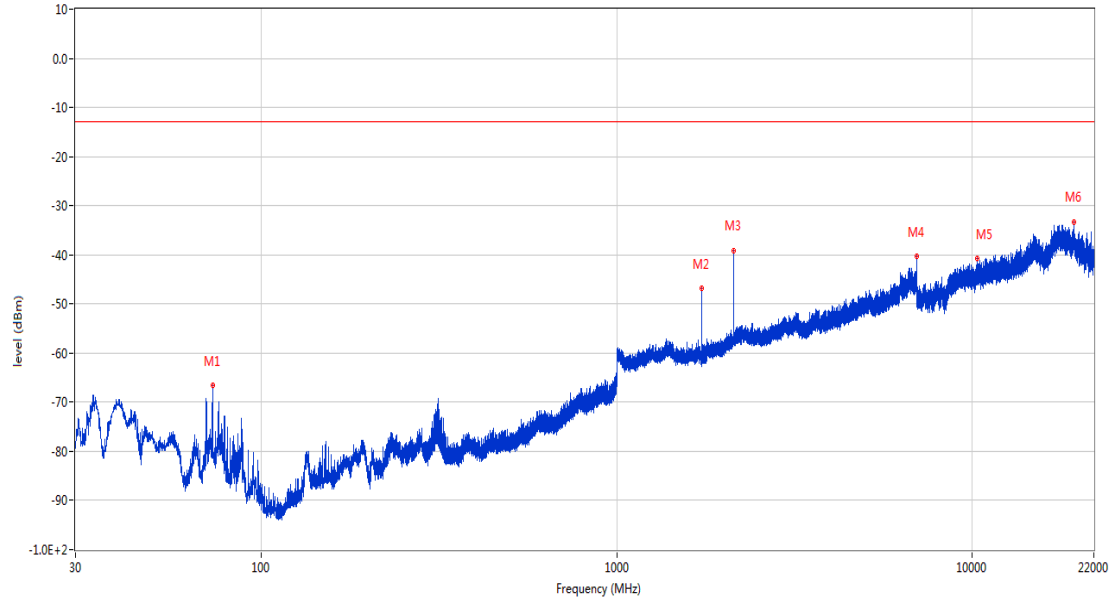


Frequency (MHz)	Result (dBm)	Factor (dB)	PK Limit (dBm)	Over Limit (dB)	Table (o)	ANT	EUT	Verdict
34.123	-66.55	-18.24	-13.0	-53.55	12.00	Vertical	Horizontal	Pass
910.081	-65.40	3.37	-13.0	-52.40	360.00	Vertical	Horizontal	Pass
1713.700	-46.08	-4.53	-13.0	-33.08	275.00	Vertical	Horizontal	N/A
2112.800	-39.26	-2.88	-13.0	-26.26	336.00	Vertical	Horizontal	N/A
6673.000	-42.28	11.59	-13.0	-29.28	165.00	Vertical	Horizontal	Pass
17883.750	-33.55	22.69	-13.0	-20.55	214.00	Vertical	Horizontal	Pass

8.2 WCDMA Band 4 Middle Channel

RSE-V&V WCDMA Band 4 CH1412

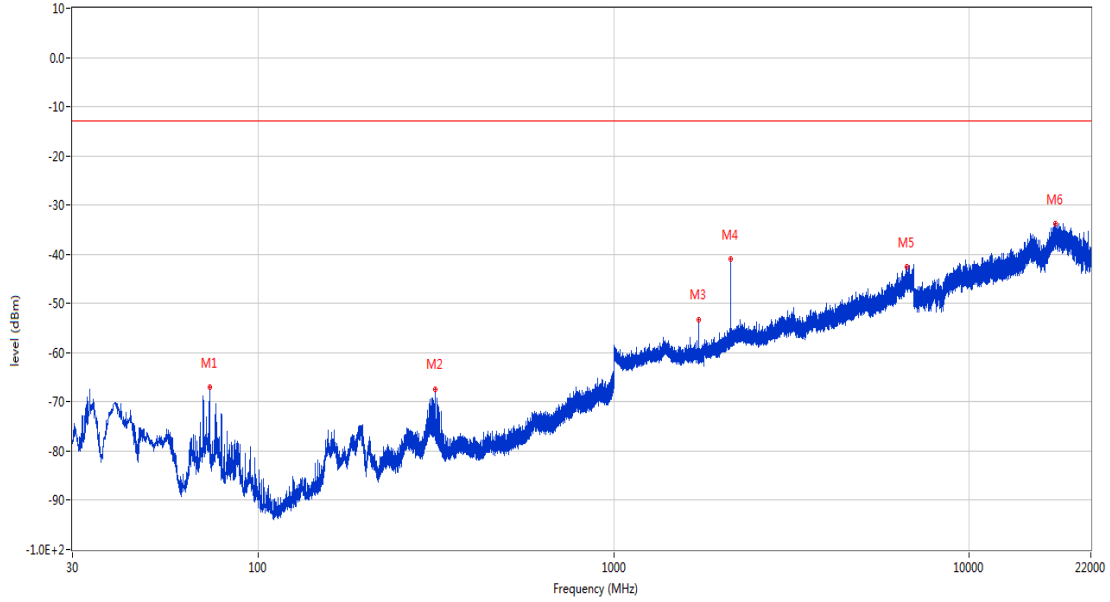
VIVO_FCC PART228&24&27_WCDMA Band 4 & LTE Band 4 & 66_1710-1785_30MHz-20GHz



Frequency (MHz)	Result (dBm)	Factor (dB)	PK Limit (dBm)	Over Limit (dB)	Table (o)	ANT	EUT	Verdict
72.923	-66.55	-16.63	-13.0	-53.55	38.00	Vertical	Vertical	Pass
1734.000	-46.82	-4.53	-13.0	-33.82	66.00	Vertical	Vertical	N/A
2131.700	-39.10	-2.64	-13.0	-26.10	134.00	Vertical	Vertical	N/A
6991.600	-40.29	13.52	-13.0	-27.29	336.00	Vertical	Vertical	Pass
10337.013	-40.75	16.78	-13.0	-27.75	347.00	Vertical	Vertical	Pass
19391.963	-33.27	26.32	-13.0	-20.27	160.00	Vertical	Vertical	Pass

RSE-V&H WCDMA Band 4 CH1412

VIVO_FCC PART22&24&27_WCDMA Band 4 & LTE Band 4 & 66_1710-1785_30MHz-20GHz

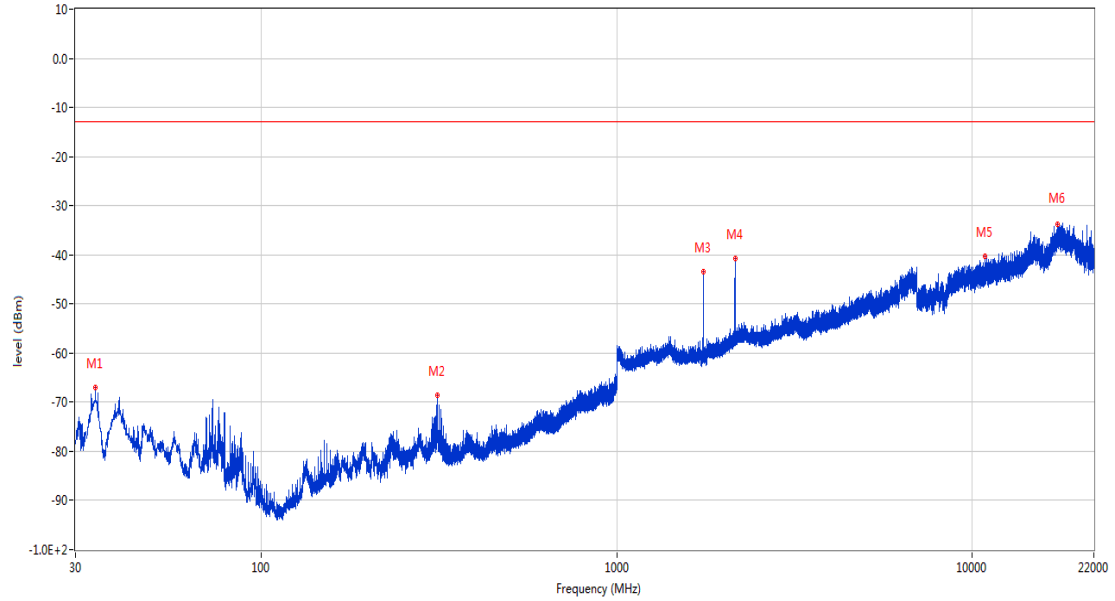


Frequency (MHz)	Result (dBm)	Factor (dB)	PK Limit (dBm)	Over Limit (dB)	Table (o)	ANT	EUT	Verdict
72.971	-67.04	-16.65	-13.0	-54.04	81.00	Vertical	Horizontal	Pass
315.034	-67.37	-11.84	-13.0	-54.37	285.00	Vertical	Horizontal	Pass
1733.900	-53.33	-4.53	-13.0	-40.33	236.00	Vertical	Horizontal	N/A
2131.800	-41.06	-2.64	-13.0	-28.06	335.00	Vertical	Horizontal	N/A
6666.400	-42.47	11.55	-13.0	-29.47	28.00	Vertical	Horizontal	Pass
17469.350	-33.80	21.72	-13.0	-20.80	356.00	Vertical	Horizontal	Pass

8.3 WCDMA Band 4 High Channel

RSE-V&V WCDMA Band 4 CH1513

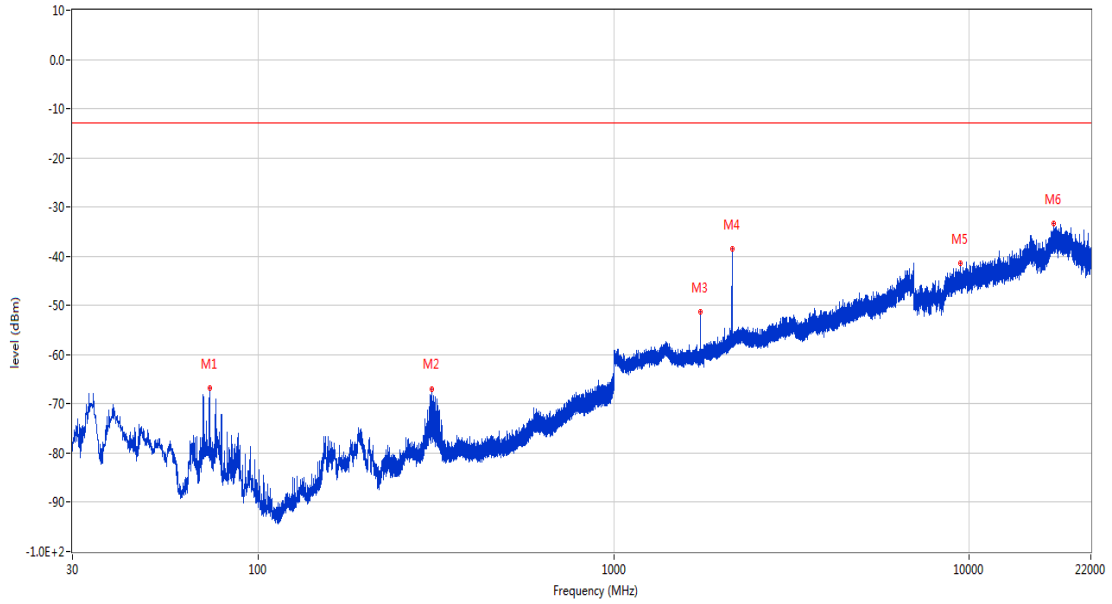
VIVO_FCC PART228&24&27_WCDMA Band 4 & LTE Band 4 & 66_1710-1785_30MHz-20GHz



Frequency (MHz)	Result (dBm)	Factor (dB)	PK Limit (dBm)	Over Limit (dB)	Table (o)	ANT	EUT	Verdict
34.123	-67.11	-18.24	-13.0	-54.11	74.00	Vertical	Vertical	Pass
313.531	-68.48	-11.89	-13.0	-55.48	289.00	Vertical	Vertical	Pass
1751.700	-43.47	-4.52	-13.0	-30.47	75.00	Vertical	Vertical	N/A
2152.600	-40.71	-2.35	-13.0	-27.71	13.00	Vertical	Vertical	N/A
10859.975	-40.29	17.52	-13.0	-27.29	52.00	Vertical	Vertical	Pass
17381.011	-33.75	22.25	-13.0	-20.75	212.00	Vertical	Vertical	Pass

RSE-V&H WCDMA Band 4 CH1513

VIVO_FCC PART22&24&27_WCDMA Band 4 & LTE Band 4 & 66_1710-1785_30MHz-20GHz



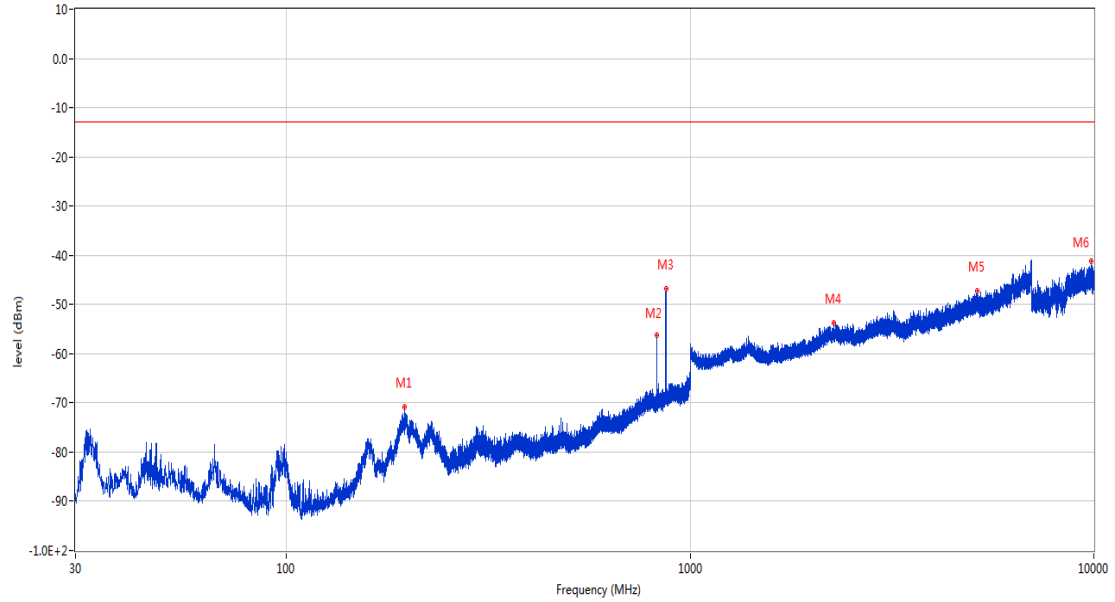
Frequency (MHz)	Result (dBm)	Factor (dB)	PK Limit (dBm)	Over Limit (dB)	Table (o)	ANT	EUT	Verdict
72.923	-66.68	-16.63	-13.0	-53.68	81.00	Vertical	Horizontal	Pass
307.662	-66.89	-12.37	-13.0	-53.89	249.00	Vertical	Horizontal	Pass
1751.500	-51.27	-4.52	-13.0	-38.27	251.00	Vertical	Horizontal	N/A
2153.300	-38.57	-2.35	-13.0	-25.57	160.00	Vertical	Horizontal	N/A
9442.025	-41.39	16.52	-13.0	-28.39	215.00	Vertical	Horizontal	Pass
17342.626	-33.40	21.13	-13.0	-20.40	147.00	Vertical	Horizontal	Pass

9 WCDMA Band 5

9.1 WCDMA Band 5 Low Channel

RSE-H&H WCDMA Band 5 CH4132

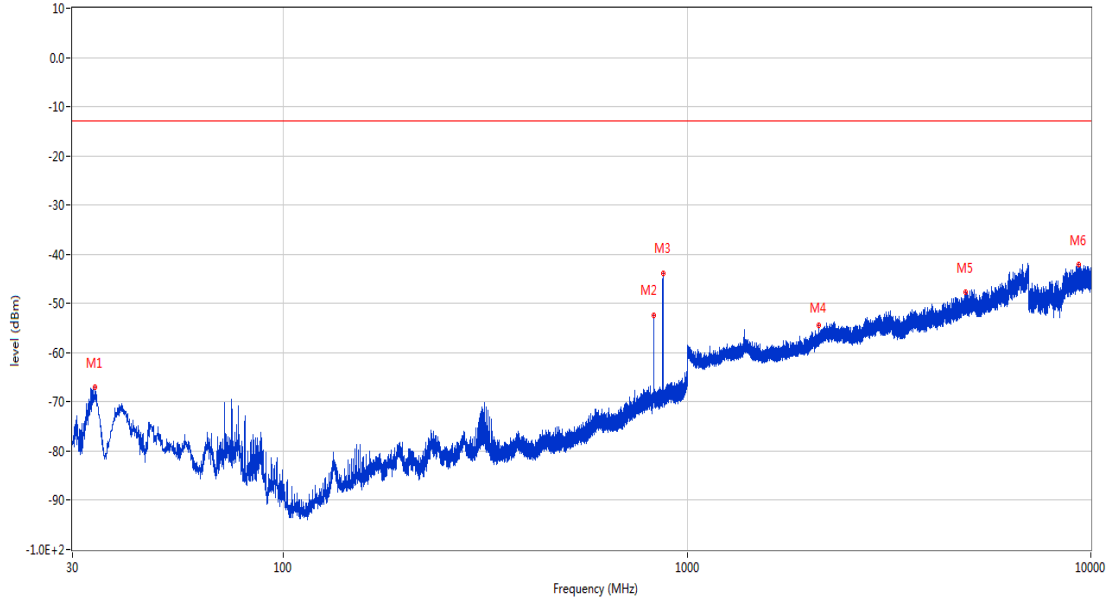
VIVO_FCC PART22&24&27_GSM 850 & CDMA BC0 & WCDMA Band5 & LTE Band 5 & 26_814-849_30MHz-10GHz



Frequency (MHz)	Result (dBm)	Factor (dB)	PK Limit (dBm)	Over Limit (dB)	Table (o)	ANT	EUT	Verdict
196.549	-70.77	-16.46	-13.0	-57.77	259.00	Horizontal	Horizontal	Pass
825.449	-56.27	2.26	-13.0	-43.27	103.00	Horizontal	Horizontal	N/A
873.027	-46.79	2.37	-13.0	-33.79	72.00	Horizontal	Horizontal	N/A
2273.600	-53.80	-1.54	-13.0	-40.80	322.00	Horizontal	Horizontal	Pass
5147.800	-47.32	7.48	-13.0	-34.32	137.00	Horizontal	Horizontal	Pass
9850.299	-41.27	16.92	-13.0	-28.27	0.00	Horizontal	Horizontal	Pass

RSE-V&V WCDMA Band 5 CH4132

VIVO_FCC PART22&24&27_GSM 850 & CDMA BC0 & WCDMA Band5 & LTE Band 5 & 26_814-849_30MHz-10GHz

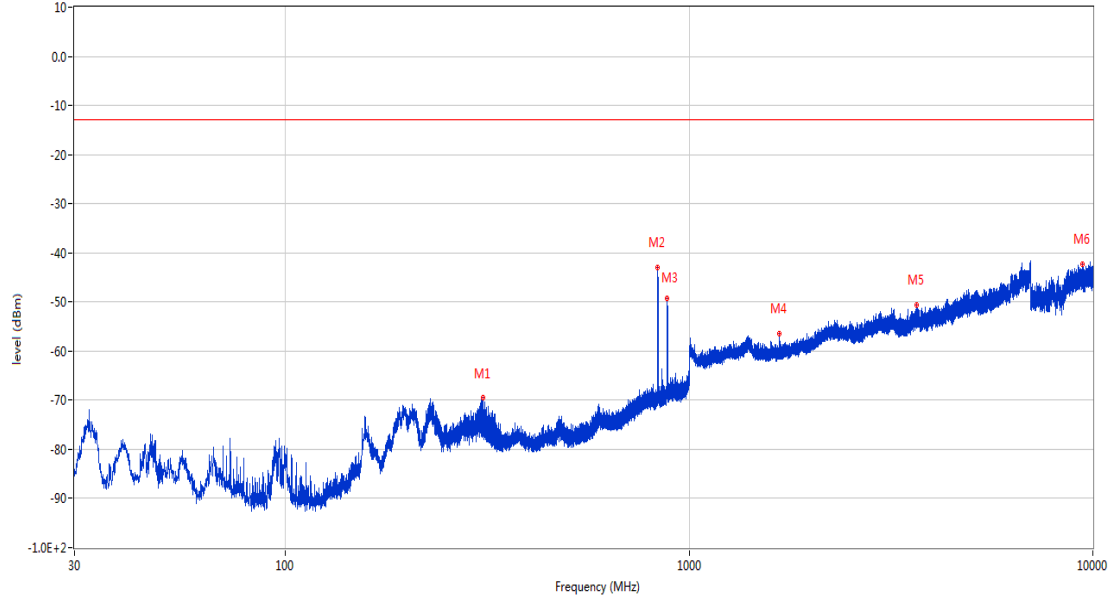


Frequency (MHz)	Result (dBm)	Factor (dB)	PK Limit (dBm)	Over Limit (dB)	Table (o)	ANT	EUT	Verdict
34.074	-66.91	-18.22	-13.0	-53.91	223.00	Vertical	Vertical	Pass
825.497	-52.37	2.26	-13.0	-39.37	140.00	Vertical	Vertical	N/A
870.505	-43.96	2.38	-13.0	-30.96	74.00	Vertical	Vertical	N/A
2115.900	-54.34	-2.80	-13.0	-41.34	0.00	Vertical	Vertical	Pass
4899.800	-47.75	7.56	-13.0	-34.75	303.00	Vertical	Vertical	Pass
9319.599	-42.08	15.68	-13.0	-29.08	-3.00	Vertical	Vertical	Pass

9.2 WCDMA Band 5 Middle Channel

RSE-H&H WCDMA Band 5 CH4183

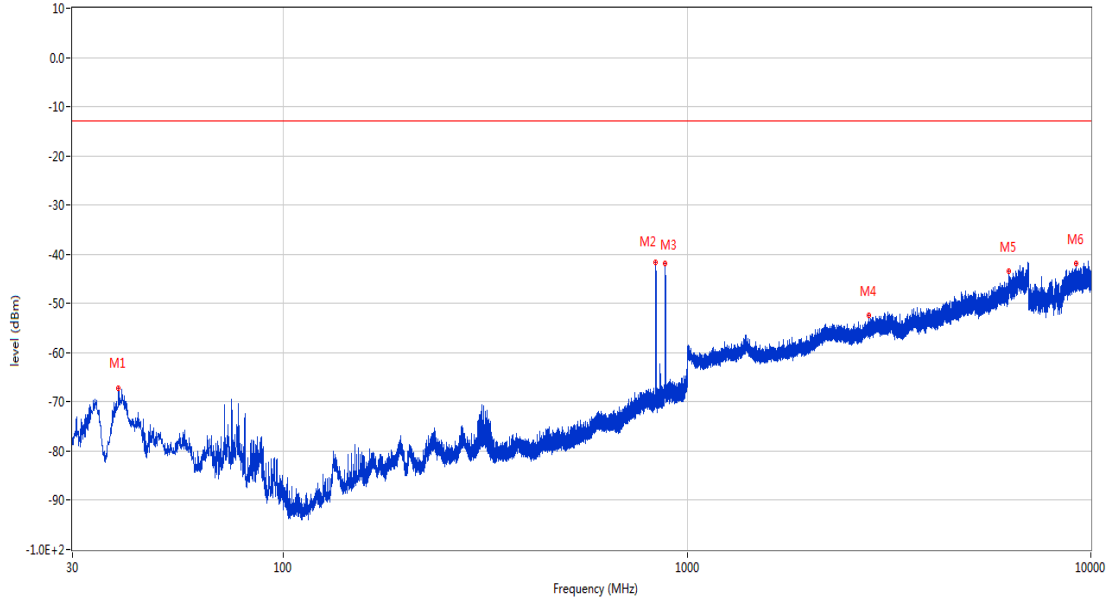
VIVO_FCC PART22&24&27_GSM 850 & CDMA BCO & WCDMA Band5 & LTE Band 5 & 26_814-849_30MHz-10GHz



Frequency (MHz)	Result (dBm)	Factor (dB)	PK Limit (dBm)	Over Limit (dB)	Table (o)	ANT	EUT	Verdict
309.166	-69.56	-12.28	-13.0	-56.56	111.00	Horizontal	Horizontal	Pass
836.652	-43.03	2.60	-13.0	-30.03	94.00	Horizontal	Horizontal	N/A
880.787	-49.36	2.71	-13.0	-36.36	129.00	Horizontal	Horizontal	N/A
1675.100	-56.38	-5.75	-13.0	-43.38	109.00	Horizontal	Horizontal	Pass
3665.400	-50.70	3.85	-13.0	-37.70	61.00	Horizontal	Horizontal	Pass
9444.250	-42.38	16.58	-13.0	-29.38	0.00	Horizontal	Horizontal	Pass

RSE-V&V WCDMA Band 5 CH4183

VIVO_FCC PART22&24&27_GSM 850 & CDMA BC0 & WCDMA Band5 & LTE Band 5 & 26_814-849_30MHz-10GHz

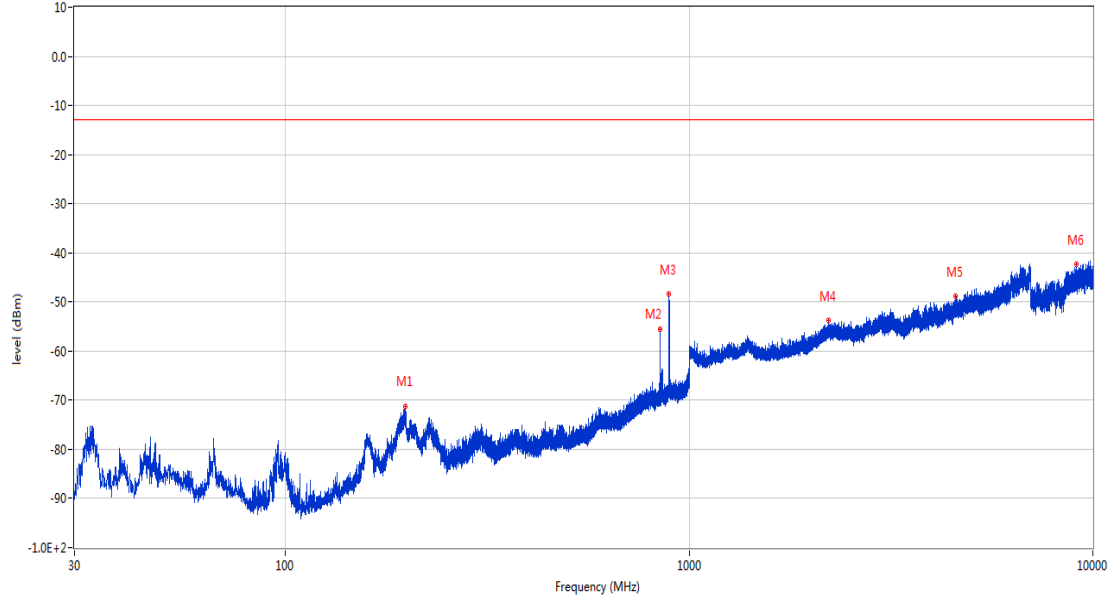


Frequency (MHz)	Result (dBm)	Factor (dB)	PK Limit (dBm)	Over Limit (dB)	Table (o)	ANT	EUT	Verdict
39.021	-67.16	-19.22	-13.0	-54.16	271.00	Vertical	Vertical	Pass
836.652	-41.72	2.60	-13.0	-28.72	60.00	Vertical	Vertical	N/A
881.660	-41.76	2.81	-13.0	-28.76	76.00	Vertical	Vertical	N/A
2818.400	-52.49	0.76	-13.0	-39.49	101.00	Vertical	Vertical	Pass
6273.200	-43.49	11.14	-13.0	-30.49	44.00	Vertical	Vertical	Pass
9201.250	-41.80	15.34	-13.0	-28.80	-3.00	Vertical	Vertical	Pass

9.3 WCDMA Band 5 High Channel

RSE-H&H WCDMA Band 5 CH4233

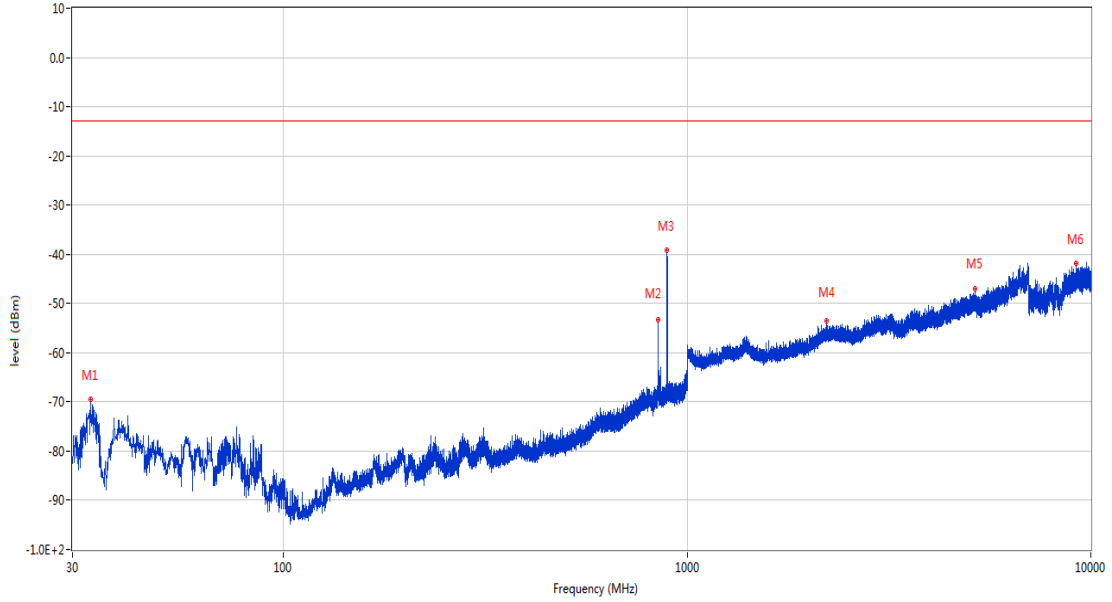
VIVO_FCC PART22&24&27_GSM 850 & CDMA BCO & WCDMA Band5 & LTE Band 5 & 26_814-849_30MHz-10GHz



Frequency (MHz)	Result (dBm)	Factor (dB)	PK Limit (dBm)	Over Limit (dB)	Table (o)	ANT	EUT	Verdict
197.762	-71.18	-17.46	-13.0	-58.18	255.00	Horizontal	Horizontal	Pass
846.643	-55.57	2.52	-13.0	-42.57	97.00	Horizontal	Horizontal	N/A
890.584	-48.42	3.44	-13.0	-35.42	181.00	Horizontal	Horizontal	N/A
2215.100	-53.84	-1.12	-13.0	-40.84	177.00	Horizontal	Horizontal	Pass
4568.000	-48.78	6.14	-13.0	-35.78	325.00	Horizontal	Horizontal	Pass
9102.099	-42.20	15.05	-13.0	-29.20	4.00	Horizontal	Horizontal	Pass

RSE-V&V WCDMA Band 5 CH4233

VIVO_FCC PART22&24&27_GSM 850 & CDMA BC0 & WCDMA Band5 & LTE Band 5 & 26_814-849_30MHz-10GHz



Frequency (MHz)	Result (dBm)	Factor (dB)	PK Limit (dBm)	Over Limit (dB)	Table (o)	ANT	EUT	Verdict
33.298	-69.46	-17.22	-13.0	-56.46	11.00	Vertical	Vertical	Pass
847.225	-53.39	2.51	-13.0	-40.39	97.00	Vertical	Vertical	N/A
891.700	-39.16	3.50	-13.0	-26.16	29.00	Vertical	Vertical	N/A
2211.800	-53.42	-1.14	-13.0	-40.42	186.00	Vertical	Vertical	Pass
5167.600	-47.10	7.42	-13.0	-34.10	277.00	Vertical	Vertical	Pass
9209.950	-41.92	15.34	-13.0	-28.92	279.00	Vertical	Vertical	Pass

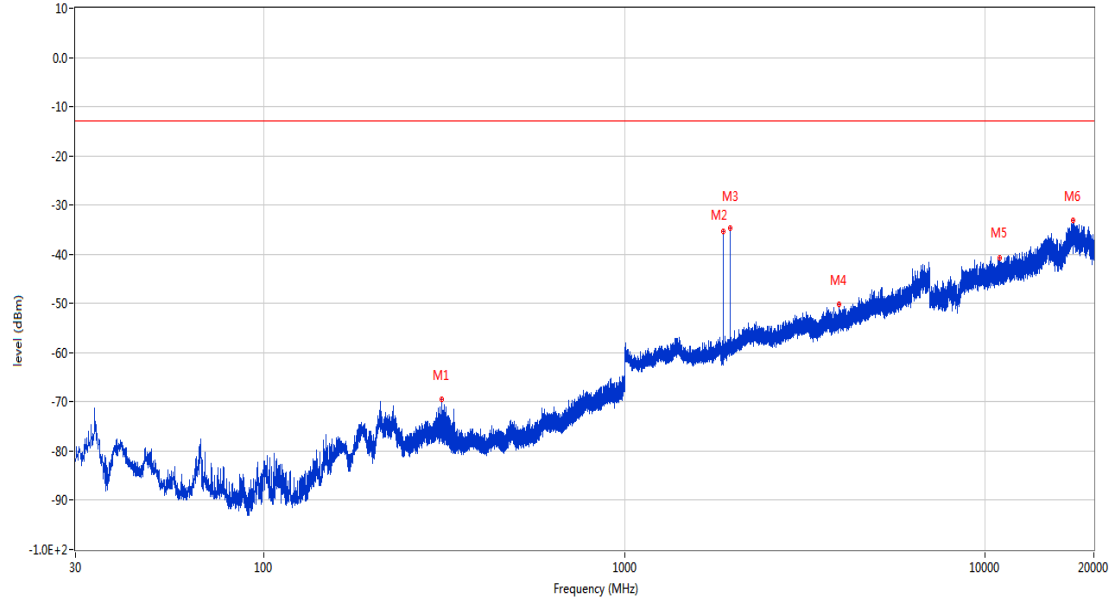
LTE

10 LTE Band 2

10.1 LTE Band 2 BW1.4, Middle Channel

RSE-H&H LTE Band 2 BW1.4 CH18900

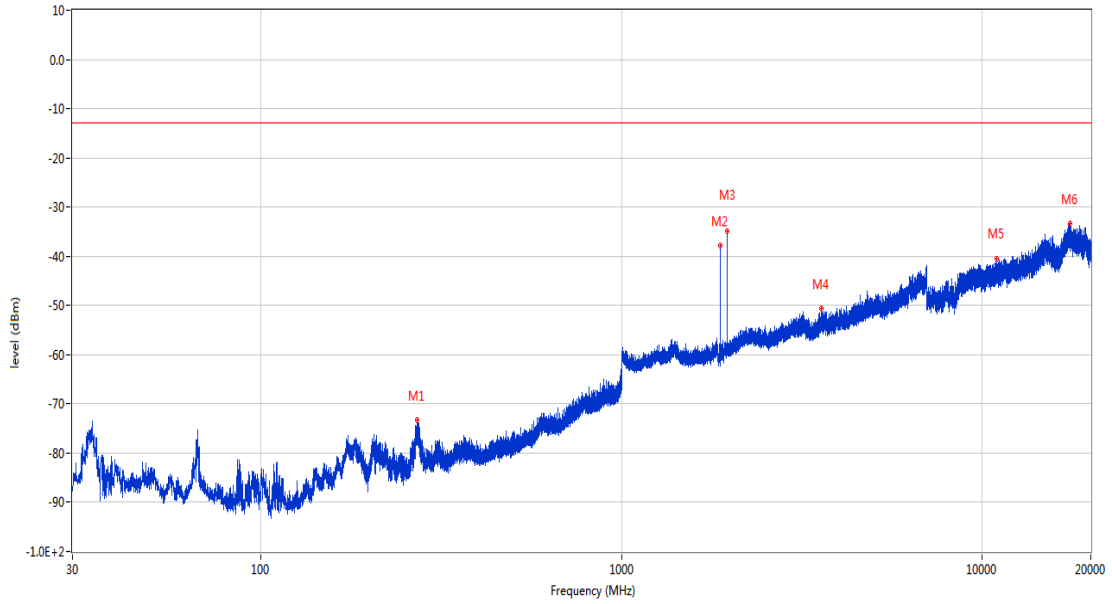
VIVO_FCC PART228,24&27_GSM 1900 & CDMA BC1 & WCDMA Band 2 & LTE Band 2 & 25_1830-1920_30MHz-20GHz



Frequency (MHz)	Result (dBm)	Factor (dB)	PK Limit (dBm)	Over Limit (dB)	Table (o)	ANT	EUT	Verdict
310.621	-69.46	-12.03	-13.0	-56.46	291.00	Horizontal	Horizontal	Pass
1880.000	-35.43	-4.03	-13.0	-22.43	141.00	Horizontal	Horizontal	N/A
1960.300	-34.74	-4.69	-13.0	-21.74	226.00	Horizontal	Horizontal	N/A
3922.000	-50.23	4.98	-13.0	-37.23	94.00	Horizontal	Horizontal	Pass
10981.300	-40.72	17.21	-13.0	-27.72	351.00	Horizontal	Horizontal	Pass
17567.988	-33.11	22.36	-13.0	-20.11	10.00	Horizontal	Horizontal	Pass

RSE-H&V LTE Band 2 BW1.4 CH18900

VIVO_FCC PART22&24&27_GSM 1900 & CDMA BC1 & WCDMA Band 2 & LTE Band 2 & 25_1830-1920_30MHz-20GHz

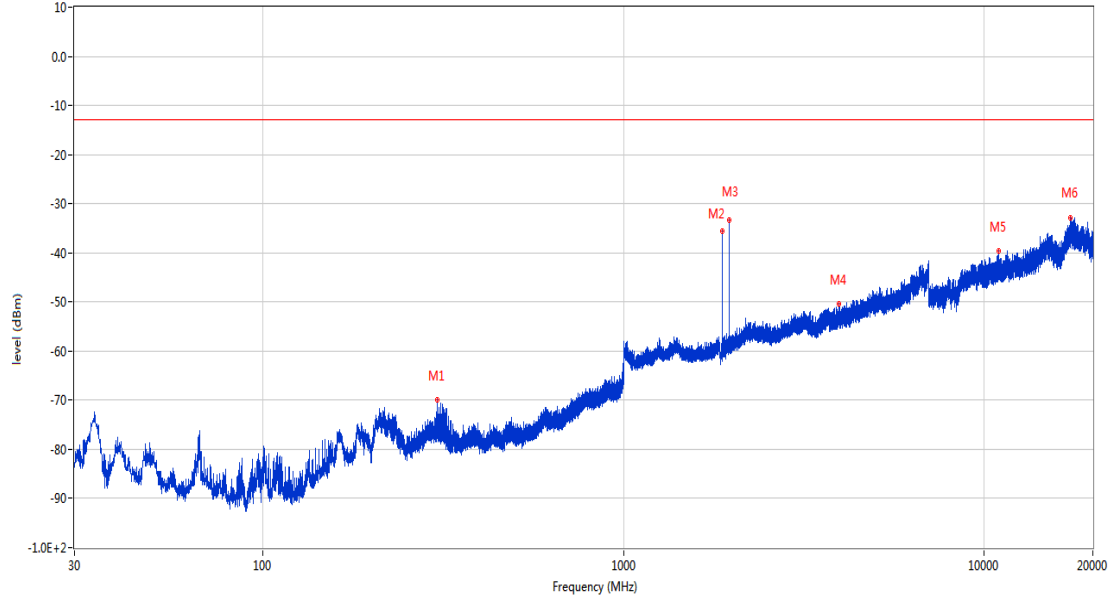


Frequency (MHz)	Result (dBm)	Factor (dB)	PK Limit (dBm)	Over Limit (dB)	Table (o)	ANT	EUT	Verdict
270.560	-73.23	-13.21	-13.0	-60.23	229.00	Horizontal	Vertical	Pass
1879.900	-37.90	-4.03	-13.0	-24.90	186.00	Horizontal	Vertical	N/A
1960.400	-34.90	-4.69	-13.0	-21.90	143.00	Horizontal	Vertical	N/A
3588.400	-50.57	3.23	-13.0	-37.57	260.00	Horizontal	Vertical	Pass
10980.150	-40.47	17.19	-13.0	-27.47	363.00	Horizontal	Vertical	Pass
17557.838	-33.41	22.48	-13.0	-20.41	348.00	Horizontal	Vertical	Pass

10.2 LTE Band 2 BW3, Middle Channel

RSE-H&H LTE Band 2 BW3 CH18900

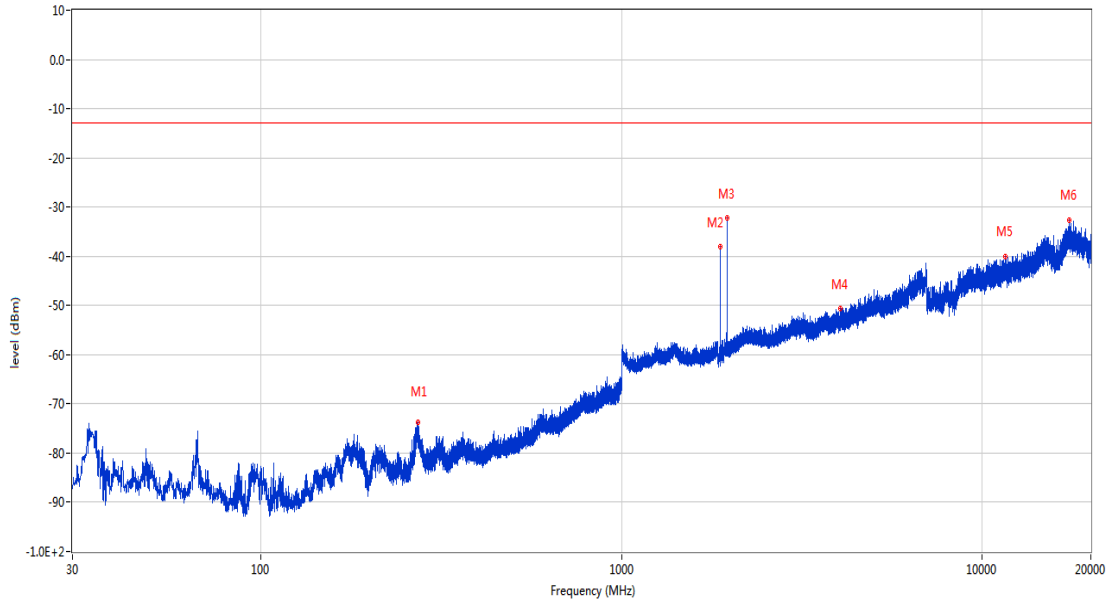
VIVO_FCC PART228,24&27_GSM 1900 & CDMA BC1 & WCDMA Band 2 & LTE Band 2 & 25_1830-1920_30MHz-20GHz



Frequency (MHz)	Result (dBm)	Factor (dB)	PK Limit (dBm)	Over Limit (dB)	Table (o)	ANT	EUT	Verdict
304.753	-69.96	-12.44	-13.0	-56.96	270.00	Horizontal	Horizontal	Pass
1879.100	-35.53	-4.04	-13.0	-22.53	133.00	Horizontal	Horizontal	N/A
1960.600	-33.42	-4.69	-13.0	-20.42	255.00	Horizontal	Horizontal	N/A
3955.000	-50.34	5.62	-13.0	-37.34	175.00	Horizontal	Horizontal	Pass
10989.638	-39.65	17.33	-13.0	-26.65	351.00	Horizontal	Horizontal	Pass
17343.963	-32.98	21.15	-13.0	-19.98	348.00	Horizontal	Horizontal	Pass

RSE-H&V LTE Band 2 BW3 CH18900

VIVO_FCC PART22&24&27_GSM 1900 & CDMA BC1 & WCDMA Band 2 & LTE Band 2 & 25_1830-1920_30MHz-20GHz

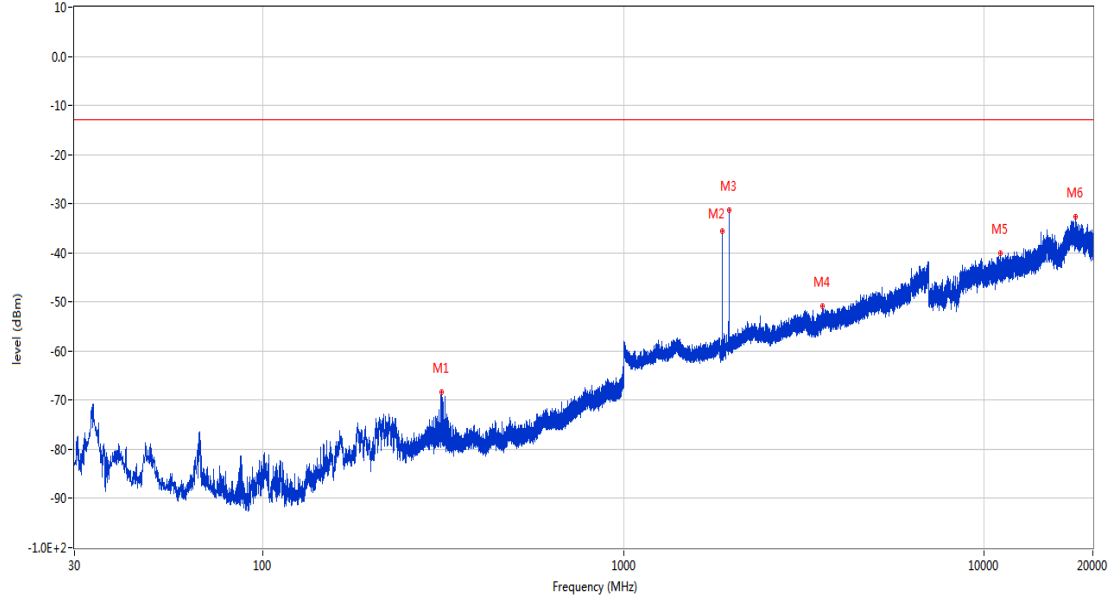


Frequency (MHz)	Result (dBm)	Factor (dB)	PK Limit (dBm)	Over Limit (dB)	Table (o)	ANT	EUT	Verdict
272.840	-73.81	-12.93	-13.0	-60.81	225.00	Horizontal	Vertical	Pass
1879.100	-38.00	-4.04	-13.0	-25.00	135.00	Horizontal	Vertical	N/A
1960.600	-32.28	-4.69	-13.0	-19.28	219.00	Horizontal	Vertical	N/A
4049.200	-50.69	5.45	-13.0	-37.69	194.00	Horizontal	Vertical	Pass
11595.975	-40.13	17.93	-13.0	-27.13	41.00	Horizontal	Vertical	Pass
17417.550	-32.61	22.66	-13.0	-19.61	361.00	Horizontal	Vertical	Pass

10.3 LTE Band 2 BW5, Middle Channel

RSE-H&H LTE Band 2 BW5 CH18900

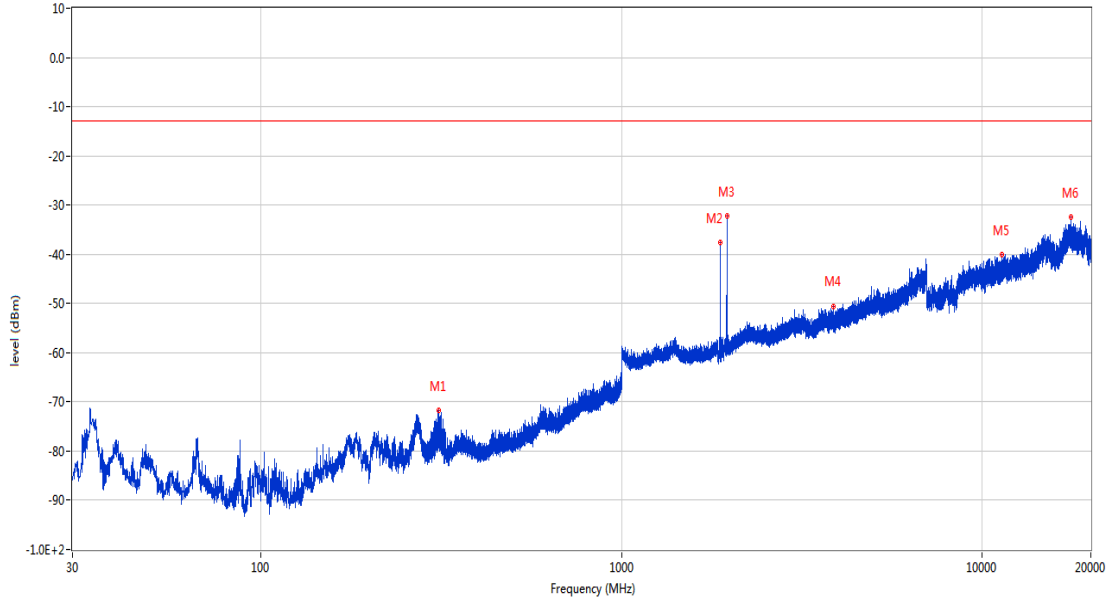
VIVO_FCC PART228,24&27_GSM 1900 & CDMA BC1 & WCDMA Band 2 & LTE Band 2 & 25_1830-1920_30MHz-20GHz



Frequency (MHz)	Result (dBm)	Factor (dB)	PK Limit (dBm)	Over Limit (dB)	Table (o)	ANT	EUT	Verdict
313.483	-68.41	-11.93	-13.0	-55.41	295.00	Horizontal	Horizontal	Pass
1878.100	-35.62	-4.06	-13.0	-22.62	143.00	Horizontal	Horizontal	N/A
1962.100	-31.27	-4.69	-13.0	-18.27	226.00	Horizontal	Horizontal	N/A
3551.000	-50.91	3.31	-13.0	-37.91	72.00	Horizontal	Horizontal	Pass
11069.563	-40.16	15.87	-13.0	-27.16	183.00	Horizontal	Horizontal	Pass
17877.199	-32.58	22.57	-13.0	-19.58	138.00	Horizontal	Horizontal	Pass

RSE-H&V LTE Band 2 BW5 CH18900

VIVO_FCC PART22&24&27_GSM 1900 & CDMA BC1 & WCDMA Band 2 & LTE Band 2 & 25_1830-1920_30MHz-20GHz

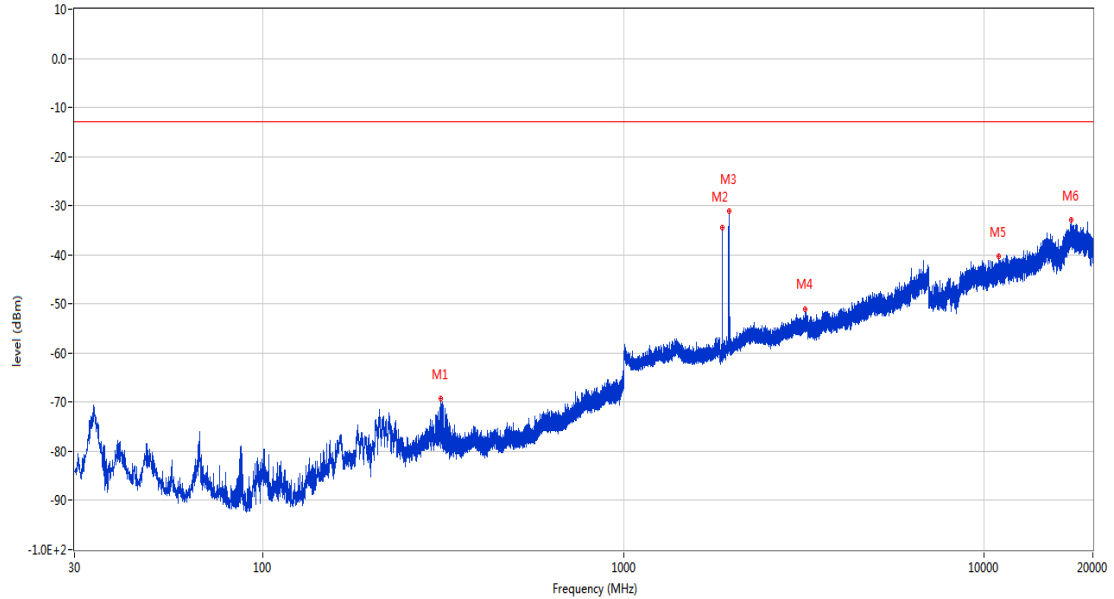


Frequency (MHz)	Result (dBm)	Factor (dB)	PK Limit (dBm)	Over Limit (dB)	Table (o)	ANT	EUT	Verdict
310.621	-71.61	-12.03	-13.0	-58.61	13.00	Horizontal	Vertical	Pass
1878.200	-37.50	-4.05	-13.0	-24.50	182.00	Horizontal	Vertical	N/A
1961.300	-32.29	-4.70	-13.0	-19.29	224.00	Horizontal	Vertical	N/A
3858.200	-50.59	4.27	-13.0	-37.59	100.00	Horizontal	Vertical	Pass
11357.638	-40.11	17.10	-13.0	-27.11	97.00	Horizontal	Vertical	Pass
17581.038	-32.45	22.18	-13.0	-19.45	260.00	Horizontal	Vertical	Pass

10.4 LTE Band 2 BW10, Middle Channel

RSE-H&H LTE Band 2 BW10 CH18900

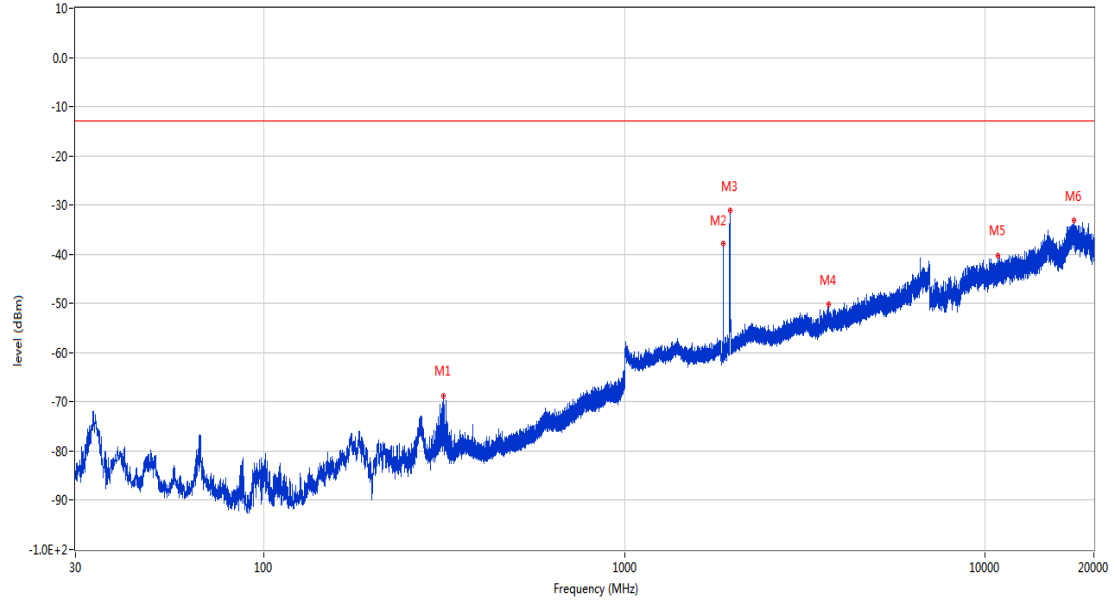
VIVO_FCC PART228,24&27_GSM 1900 & CDMA BC1 & WCDMA Band 2 & LTE Band 2 & 25_1830-1920_30MHz-20GHz



Frequency (MHz)	Result (dBm)	Factor (dB)	PK Limit (dBm)	Over Limit (dB)	Table (o)	ANT	EUT	Verdict
310.573	-69.21	-12.03	-13.0	-56.21	267.00	Horizontal	Horizontal	Pass
1875.900	-34.56	-4.08	-13.0	-21.56	136.00	Horizontal	Horizontal	N/A
1964.100	-31.03	-4.61	-13.0	-18.03	258.00	Horizontal	Horizontal	N/A
3188.600	-51.14	2.63	-13.0	-38.14	175.00	Horizontal	Horizontal	Pass
10970.375	-40.38	16.94	-13.0	-27.38	360.00	Horizontal	Horizontal	Pass
17423.350	-32.89	22.57	-13.0	-19.89	350.00	Horizontal	Horizontal	Pass

RSE-H&V LTE Band 2 BW10 CH18900

VIVO_FCC PART22&24&27_GSM 1900 & CDMA BC1 & WCDMA Band 2 & LTE Band 2 & 25_1830-1920_30MHz-20GHz

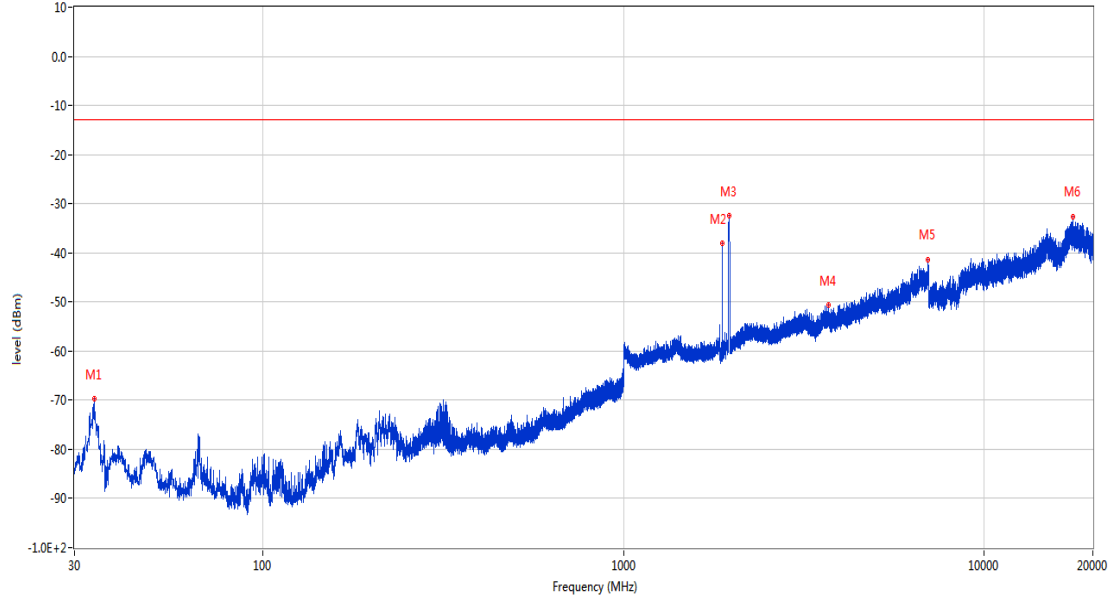


Frequency (MHz)	Result (dBm)	Factor (dB)	PK Limit (dBm)	Over Limit (dB)	Table (o)	ANT	EUT	Verdict
314.792	-68.74	-11.86	-13.0	-55.74	61.00	Horizontal	Vertical	Pass
1876.000	-37.90	-4.08	-13.0	-24.90	133.00	Horizontal	Vertical	N/A
1959.700	-31.08	-4.68	-13.0	-18.08	218.00	Horizontal	Vertical	N/A
3686.600	-50.27	4.90	-13.0	-37.27	124.00	Horizontal	Vertical	Pass
10861.700	-40.33	17.48	-13.0	-27.33	304.00	Horizontal	Vertical	Pass
17581.038	-33.06	22.18	-13.0	-20.06	363.00	Horizontal	Vertical	Pass

10.5 LTE Band 2 BW15, Middle Channel

RSE-H&H LTE Band 2 BW15 CH18900

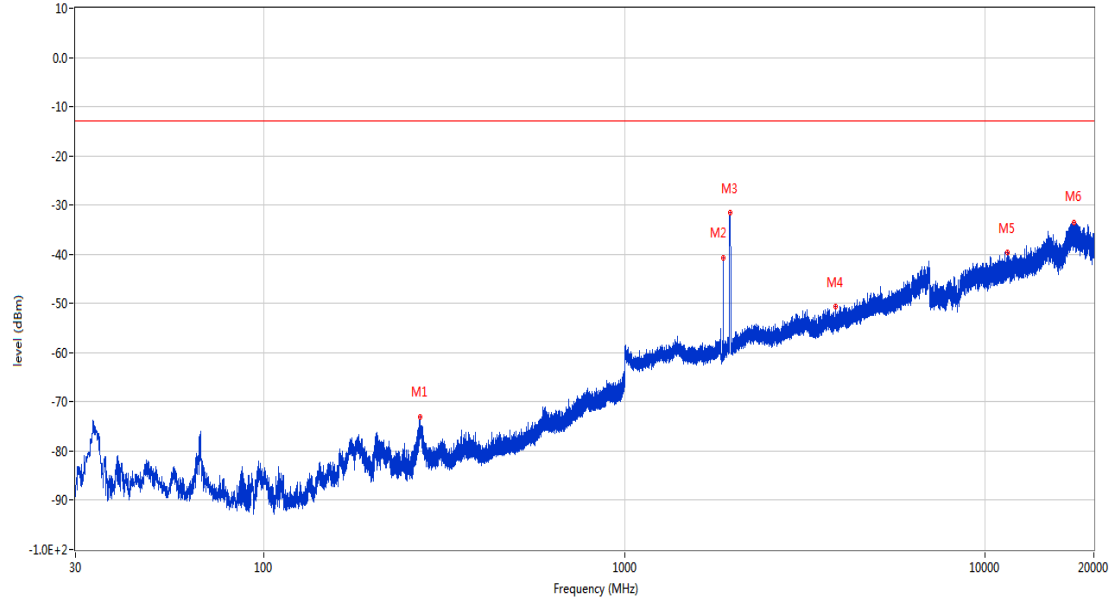
VIVO_FCC PART228,24&27_GSM 1900 & CDMA BC1 & WCDMA Band 2 & LTE Band 2 & 25_1830-1920_30MHz-20GHz



Frequency (MHz)	Result (dBm)	Factor (dB)	PK Limit (dBm)	Over Limit (dB)	Table (o)	ANT	EUT	Verdict
34.123	-69.78	-18.25	-13.0	-56.78	213.00	Horizontal	Horizontal	Pass
1873.700	-37.95	-4.11	-13.0	-24.95	104.00	Horizontal	Horizontal	N/A
1958.500	-32.42	-4.67	-13.0	-19.42	228.00	Horizontal	Horizontal	N/A
3699.000	-50.52	5.06	-13.0	-37.52	297.00	Horizontal	Horizontal	Pass
6990.800	-41.45	13.48	-13.0	-28.45	141.00	Horizontal	Horizontal	Pass
17588.650	-32.59	22.09	-13.0	-19.59	360.00	Horizontal	Horizontal	Pass

RSE-H&V LTE Band 2 BW15 CH18900

VIVO_FCC PART22&24&27_GSM 1900 & CDMA BC1 & WCDMA Band 2 & LTE Band 2 & 25_1830-1920_30MHz-20GHz

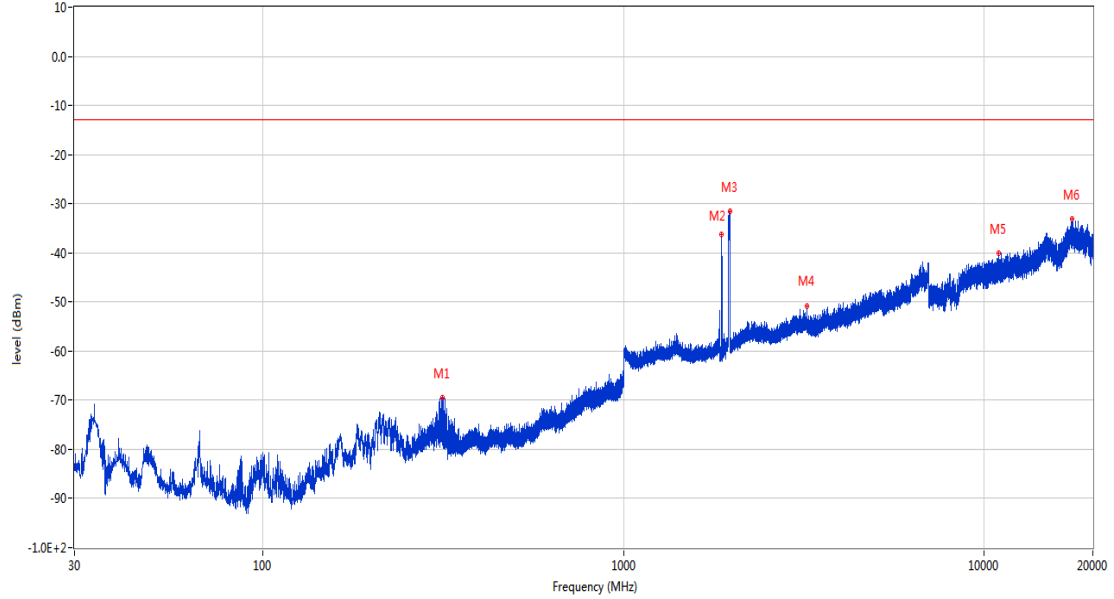


Frequency (MHz)	Result (dBm)	Factor (dB)	PK Limit (dBm)	Over Limit (dB)	Table (o)	ANT	EUT	Verdict
270.851	-73.10	-13.18	-13.0	-60.10	219.00	Horizontal	Vertical	Pass
1873.700	-40.76	-4.11	-13.0	-27.76	183.00	Horizontal	Vertical	N/A
1959.900	-31.55	-4.68	-13.0	-18.55	226.00	Horizontal	Vertical	N/A
3834.600	-50.67	5.53	-13.0	-37.67	354.00	Horizontal	Vertical	Pass
11497.362	-39.64	17.78	-13.0	-26.64	181.00	Horizontal	Vertical	Pass
17596.987	-33.63	22.00	-13.0	-20.63	262.00	Horizontal	Vertical	Pass

10.6 LTE Band 2 BW20, Middle Channel

RSE-H&H LTE Band 2 BW20 CH18900

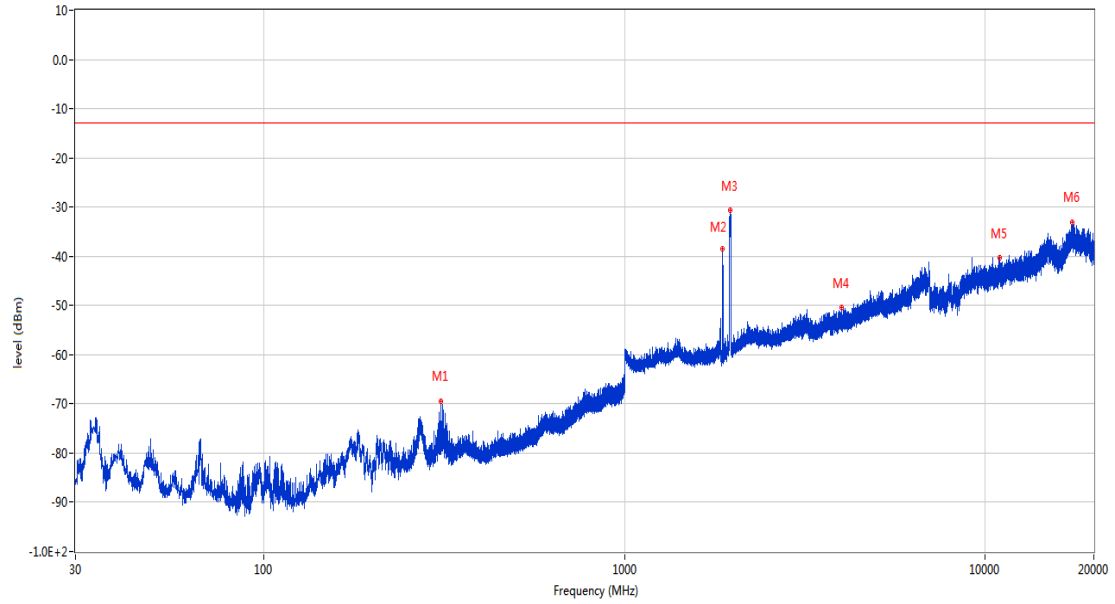
VIVO_FCC PART228,24&27_GSM 1900 & CDMA BC1 & WCDMA Band 2 & LTE Band 2 & 25_1830-1920_30MHz-20GHz



Frequency (MHz)	Result (dBm)	Factor (dB)	PK Limit (dBm)	Over Limit (dB)	Table (o)	ANT	EUT	Verdict
314.792	-69.51	-11.86	-13.0	-56.51	274.00	Horizontal	Horizontal	Pass
1871.400	-36.29	-4.14	-13.0	-23.29	174.00	Horizontal	Horizontal	N/A
1968.800	-31.51	-4.45	-13.0	-18.51	259.00	Horizontal	Horizontal	N/A
3221.800	-50.73	4.04	-13.0	-37.73	83.00	Horizontal	Horizontal	Pass
10986.474	-40.16	17.29	-13.0	-27.16	360.00	Horizontal	Horizontal	Pass
17508.901	-33.19	21.23	-13.0	-20.19	261.00	Horizontal	Horizontal	Pass

RSE-H&V LTE Band 2 BW20 CH18900

VIVO_FCC PART22&24&27_GSM 1900 & CDMA BC1 & WCDMA Band 2 & LTE Band 2 & 25_1830-1920_30MHz-20GHz



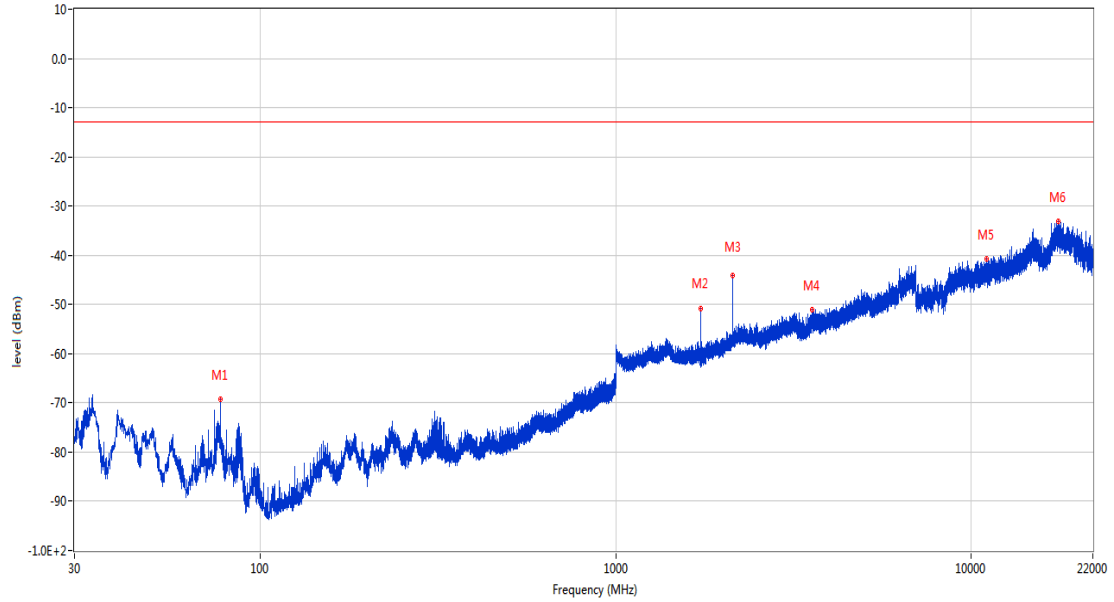
Frequency (MHz)	Result (dBm)	Factor (dB)	PK Limit (dBm)	Over Limit (dB)	Table (o)	ANT	EUT	Verdict
309.118	-69.57	-12.22	-13.0	-56.57	94.00	Horizontal	Vertical	Pass
1871.400	-38.46	-4.14	-13.0	-25.46	175.00	Horizontal	Vertical	N/A
1962.500	-30.65	-4.67	-13.0	-17.65	87.00	Horizontal	Vertical	N/A
3995.000	-50.28	4.81	-13.0	-37.28	259.00	Horizontal	Vertical	Pass
10987.625	-40.39	17.30	-13.0	-27.39	174.00	Horizontal	Vertical	Pass
17385.288	-33.05	22.36	-13.0	-20.05	361.00	Horizontal	Vertical	Pass

11 LTE Band 4

11.1 LTE Band 4 BW1.4, Middle Channel

RSE-V&V LTE Band 4 BW1.4 CH20175

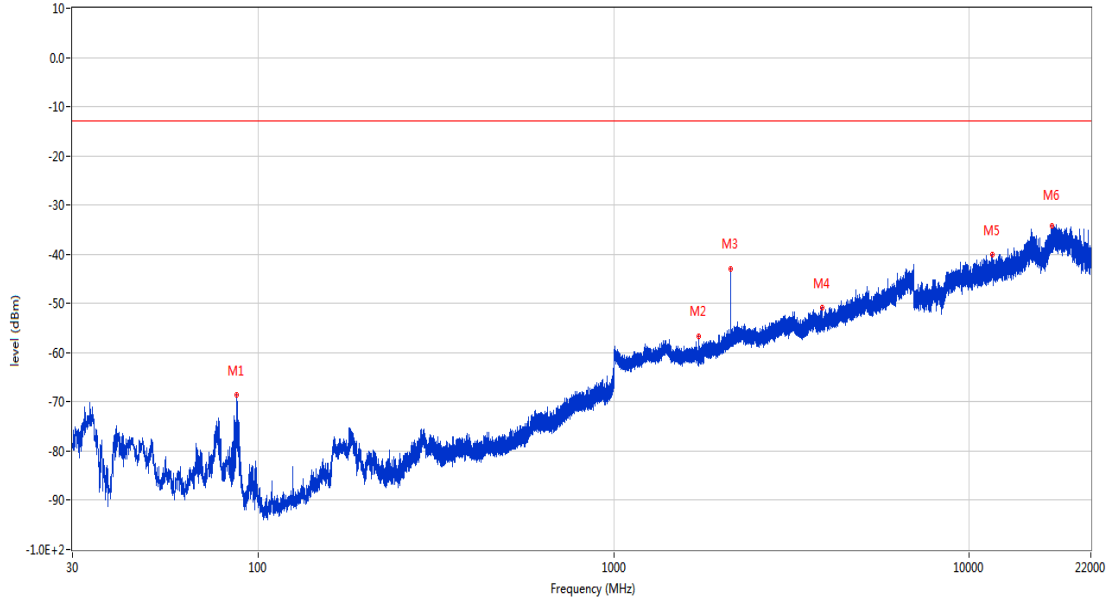
VIVO_FCC PART22&24&27_WCDMA Band 4 & LTE Band 4 & 66_1710-1785_30MHz-20GHz



Frequency (MHz)	Result (dBm)	Factor (dB)	PK Limit (dBm)	Over Limit (dB)	Table (o)	ANT	EUT	Verdict
77.287	-69.35	-18.06	-13.0	-56.35	133.00	Vertical	Vertical	Pass
1732.400	-50.93	-4.53	-13.0	-37.93	79.00	Vertical	Vertical	N/A
2132.800	-44.06	-2.61	-13.0	-31.06	34.00	Vertical	Vertical	N/A
3570.200	-51.15	4.16	-13.0	-38.15	245.00	Vertical	Vertical	Pass
11039.088	-40.84	16.69	-13.0	-27.84	145.00	Vertical	Vertical	Pass
17584.050	-33.18	22.15	-13.0	-20.18	361.00	Vertical	Vertical	Pass

RSE-V&H LTE Band 4 BW1.4 CH20175

VIVO_FCC PART22&24&27_WCDMA Band 4 & LTE Band 4 & 66_1710-1785_30MHz-20GHz

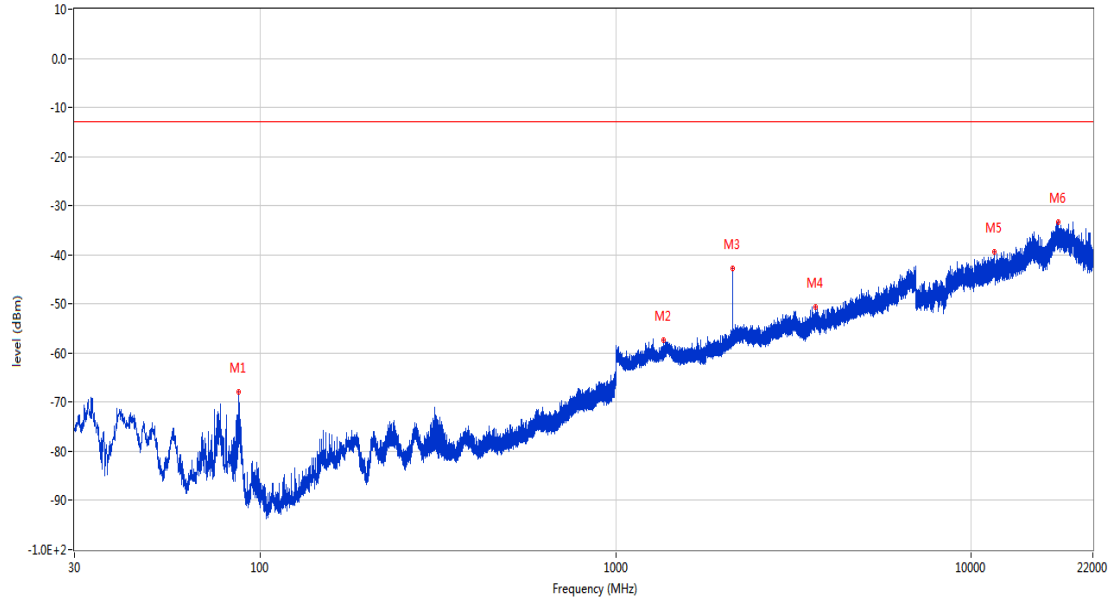


Frequency (MHz)	Result (dBm)	Factor (dB)	PK Limit (dBm)	Over Limit (dB)	Table (o)	ANT	EUT	Verdict
86.745	-68.59	-20.86	-13.0	-55.59	298.00	Vertical	Horizontal	Pass
1732.200	-56.59	-4.53	-13.0	-43.59	245.00	Vertical	Horizontal	N/A
2133.000	-42.87	-2.61	-13.0	-29.87	336.00	Vertical	Horizontal	N/A
3850.400	-50.93	4.64	-13.0	-37.93	326.00	Vertical	Horizontal	Pass
11592.526	-40.06	17.86	-13.0	-27.06	363.00	Vertical	Horizontal	Pass
17057.724	-34.27	20.40	-13.0	-21.27	295.00	Vertical	Horizontal	Pass

11.2 LTE Band 4 BW3, Middle Channel

RSE-V&V LTE Band 4 BW3 CH20175

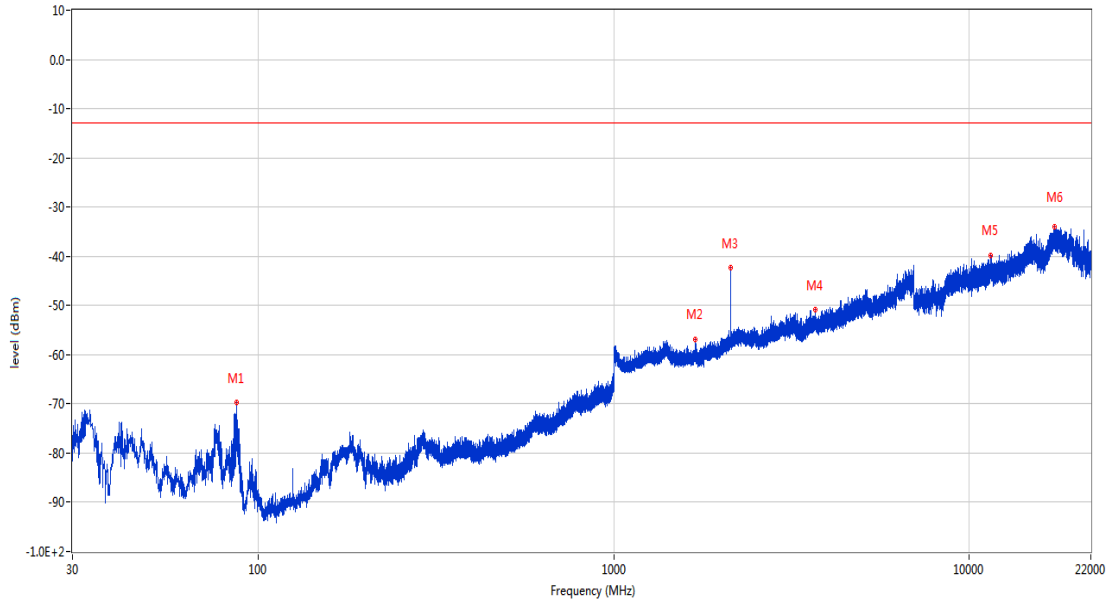
VIVO_FCC PART228&24&27_WCDMA Band 4 & LTE Band 4 & 66_1710-1785_30MHz-20GHz



Frequency (MHz)	Result (dBm)	Factor (dB)	PK Limit (dBm)	Over Limit (dB)	Table (o)	ANT	EUT	Verdict
86.697	-68.01	-20.86	-13.0	-55.01	6.00	Vertical	Vertical	Pass
1360.400	-57.46	-5.03	-13.0	-44.46	17.00	Vertical	Vertical	Pass
2133.600	-42.83	-2.59	-13.0	-29.83	358.00	Vertical	Vertical	N/A
3645.600	-50.57	4.48	-13.0	-37.57	270.00	Vertical	Vertical	Pass
11593.675	-39.44	17.88	-13.0	-26.44	363.00	Vertical	Vertical	Pass
17608.100	-33.29	21.90	-13.0	-20.29	95.00	Vertical	Vertical	Pass

RSE-V&H LTE Band 4 BW3 CH20175

VIVO_FCC PART22&24&27_WCDMA Band 4 & LTE Band 4 & 66_1710-1785_30MHz-20GHz

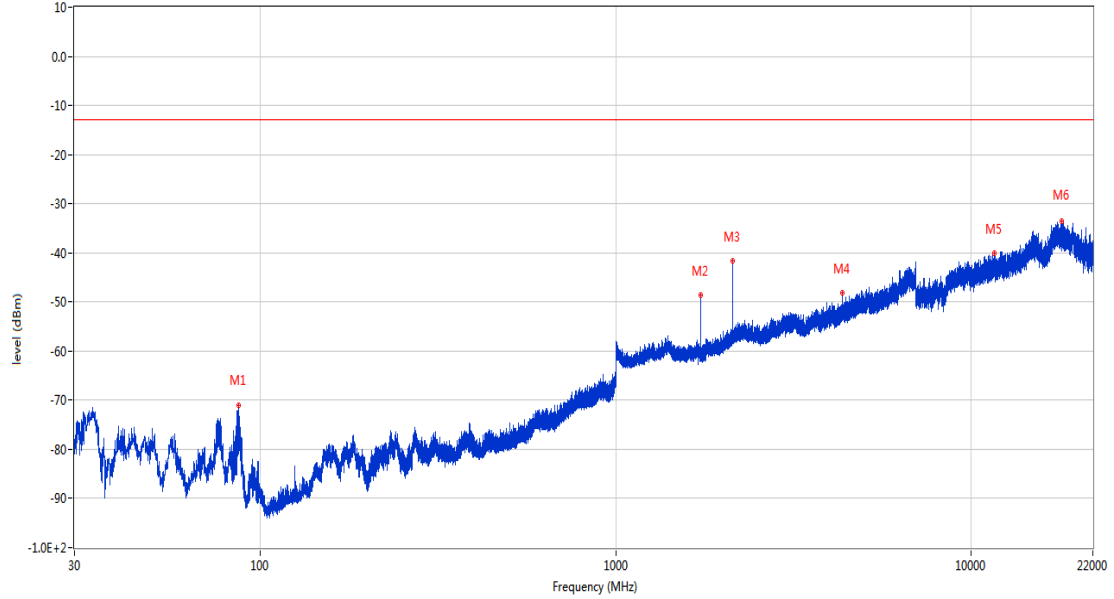


Frequency (MHz)	Result (dBm)	Factor (dB)	PK Limit (dBm)	Over Limit (dB)	Table (o)	ANT	EUT	Verdict
86.794	-69.70	-20.86	-13.0	-56.70	363.00	Vertical	Horizontal	Pass
1700.300	-56.89	-4.53	-13.0	-43.89	-1.00	Vertical	Horizontal	Pass
2133.700	-42.34	-2.58	-13.0	-29.34	300.00	Vertical	Horizontal	N/A
3686.800	-50.83	4.92	-13.0	-37.83	34.00	Vertical	Horizontal	Pass
11514.325	-39.73	17.58	-13.0	-26.73	168.00	Vertical	Horizontal	Pass
17383.324	-34.09	22.31	-13.0	-21.09	62.00	Vertical	Horizontal	Pass

11.3 LTE Band 4 BW5, Middle Channel

RSE-V&V LTE Band 4 BW5 CH20175

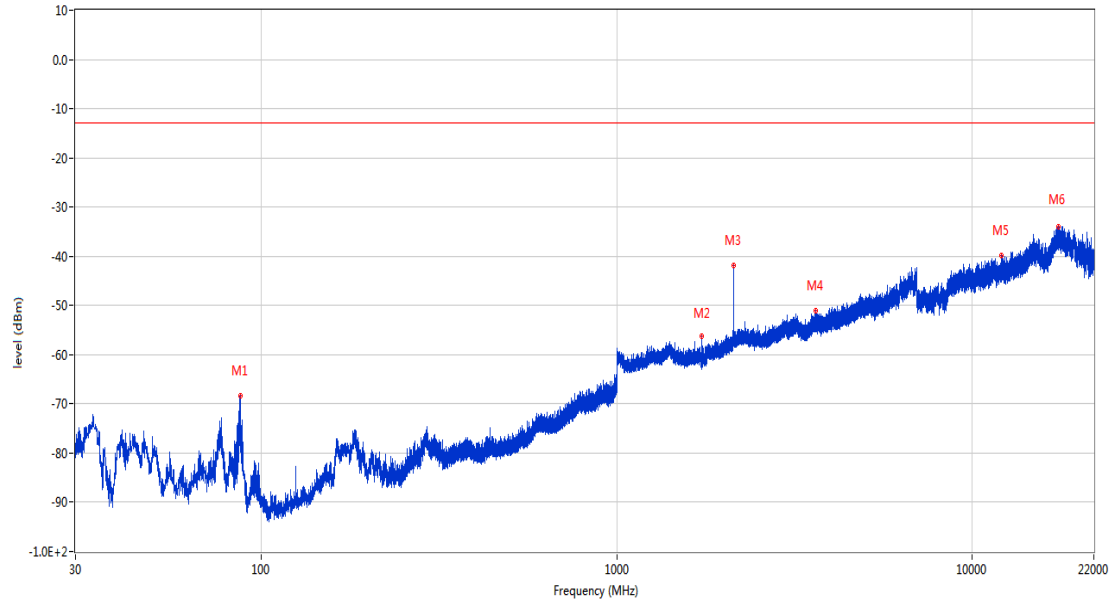
VIVO_FCC PART228&24&27_WCDMA Band 4 & LTE Band 4 & 66_1710-1785_30MHz-20GHz



Frequency (MHz)	Result (dBm)	Factor (dB)	PK Limit (dBm)	Over Limit (dB)	Table (o)	ANT	EUT	Verdict
86.794	-70.99	-20.86	-13.0	-57.99	184.00	Vertical	Vertical	Pass
1730.800	-48.61	-4.53	-13.0	-35.61	41.00	Vertical	Vertical	N/A
2134.000	-41.73	-2.58	-13.0	-28.73	-2.00	Vertical	Vertical	N/A
4350.600	-48.11	6.60	-13.0	-35.11	197.00	Vertical	Vertical	Pass
11616.099	-39.97	17.69	-13.0	-26.97	172.00	Vertical	Vertical	Pass
18004.464	-33.47	22.97	-13.0	-20.47	13.00	Vertical	Vertical	Pass

RSE-V&H LTE Band 4 BW5 CH20175

VIVO_FCC PART22&24&27_WCDMA Band 4 & LTE Band 4 & 66_1710-1785_30MHz-20GHz

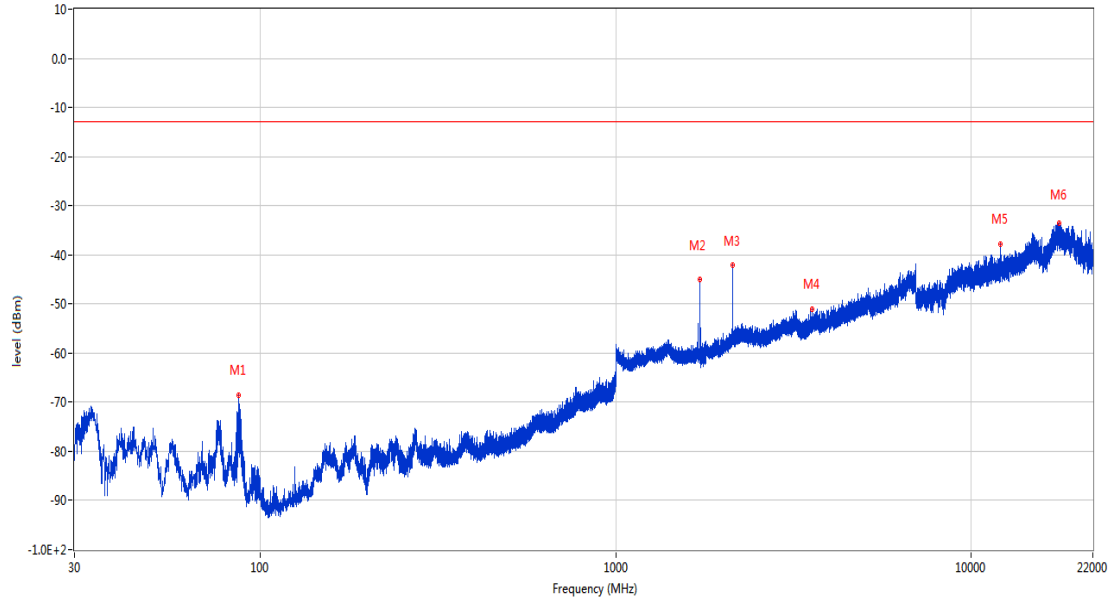


Frequency (MHz)	Result (dBm)	Factor (dB)	PK Limit (dBm)	Over Limit (dB)	Table (o)	ANT	EUT	Verdict
87.376	-68.29	-20.87	-13.0	-55.29	211.00	Vertical	Horizontal	Pass
1730.700	-56.15	-4.53	-13.0	-43.15	286.00	Vertical	Horizontal	N/A
2131.500	-41.82	-2.65	-13.0	-28.82	363.00	Vertical	Horizontal	N/A
3637.000	-51.08	3.90	-13.0	-38.08	9.00	Vertical	Horizontal	Pass
12067.763	-39.79	17.62	-13.0	-26.79	360.00	Vertical	Horizontal	Pass
17505.886	-34.06	21.18	-13.0	-21.06	299.00	Vertical	Horizontal	Pass

11.4 LTE Band 4 BW10, Middle Channel

RSE-V&V LTE Band 4 BW10 CH20175

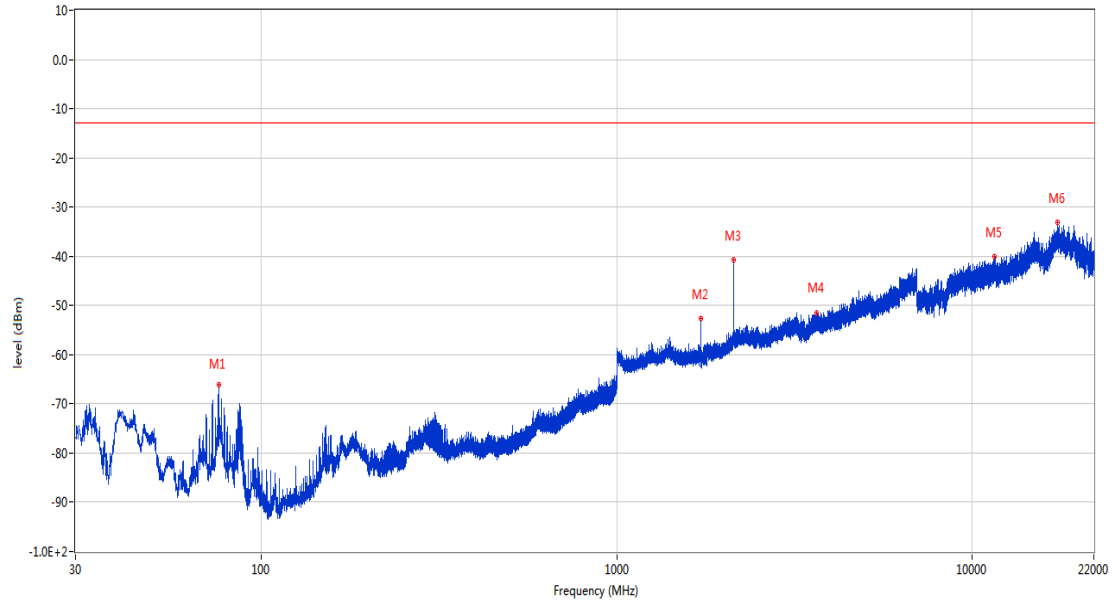
VIVO_FCC PART228&24&27_WCDMA Band 4 & LTE Band 4 & 66_1710-1785_30MHz-20GHz



Frequency (MHz)	Result (dBm)	Factor (dB)	PK Limit (dBm)	Over Limit (dB)	Table (o)	ANT	EUT	Verdict
86.745	-68.54	-20.86	-13.0	-55.54	223.00	Vertical	Vertical	Pass
1728.500	-45.05	-4.53	-13.0	-32.05	277.00	Vertical	Vertical	N/A
2134.500	-42.08	-2.57	-13.0	-29.08	58.00	Vertical	Vertical	N/A
3560.600	-51.08	3.83	-13.0	-38.08	214.00	Vertical	Vertical	Pass
12091.625	-37.91	18.05	-13.0	-24.91	103.00	Vertical	Vertical	Pass
17715.864	-33.65	21.42	-13.0	-20.65	79.00	Vertical	Vertical	Pass

RSE-V&H LTE Band 4 BW10 CH20175

VIVO_FCC PART22&24&27_WCDMA Band 4 & LTE Band 4 & 66_1710-1785_30MHz-20GHz

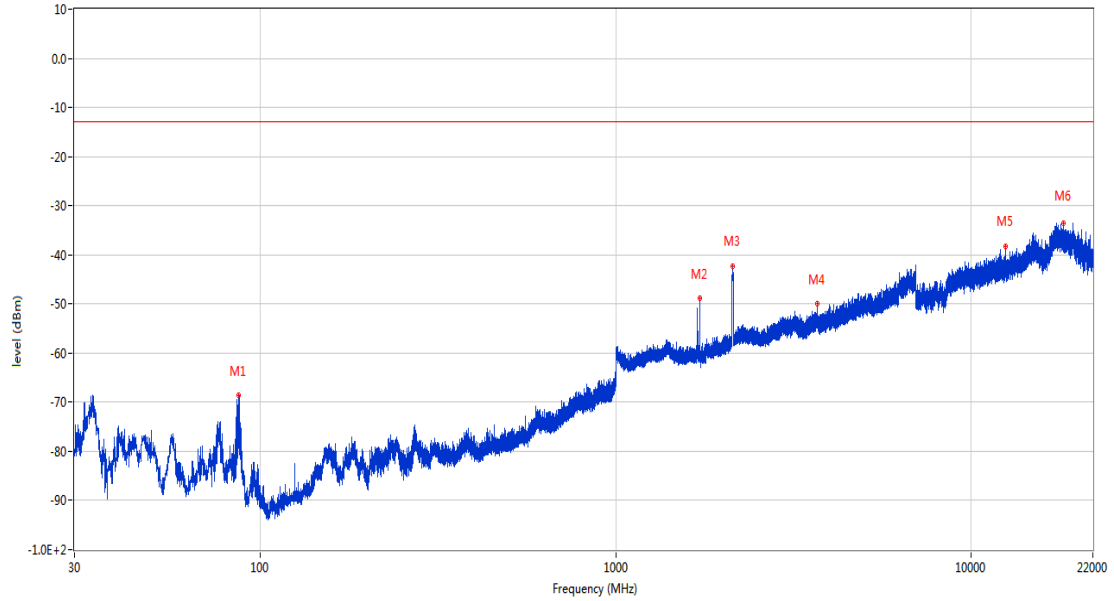


Frequency (MHz)	Result (dBm)	Factor (dB)	PK Limit (dBm)	Over Limit (dB)	Table (o)	ANT	EUT	Verdict
75.832	-66.12	-17.65	-13.0	-53.12	104.00	Vertical	Horizontal	Pass
1728.400	-52.74	-4.53	-13.0	-39.74	212.00	Vertical	Horizontal	N/A
2134.300	-40.76	-2.58	-13.0	-27.76	302.00	Vertical	Horizontal	N/A
3644.600	-51.50	4.49	-13.0	-38.50	226.00	Vertical	Horizontal	Pass
11574.988	-40.06	17.51	-13.0	-27.06	207.00	Vertical	Horizontal	Pass
17381.937	-33.07	22.27	-13.0	-20.07	287.00	Vertical	Horizontal	Pass

11.5 LTE Band 4 BW15, Middle Channel

RSE-V&V LTE Band 4 BW15 CH20175

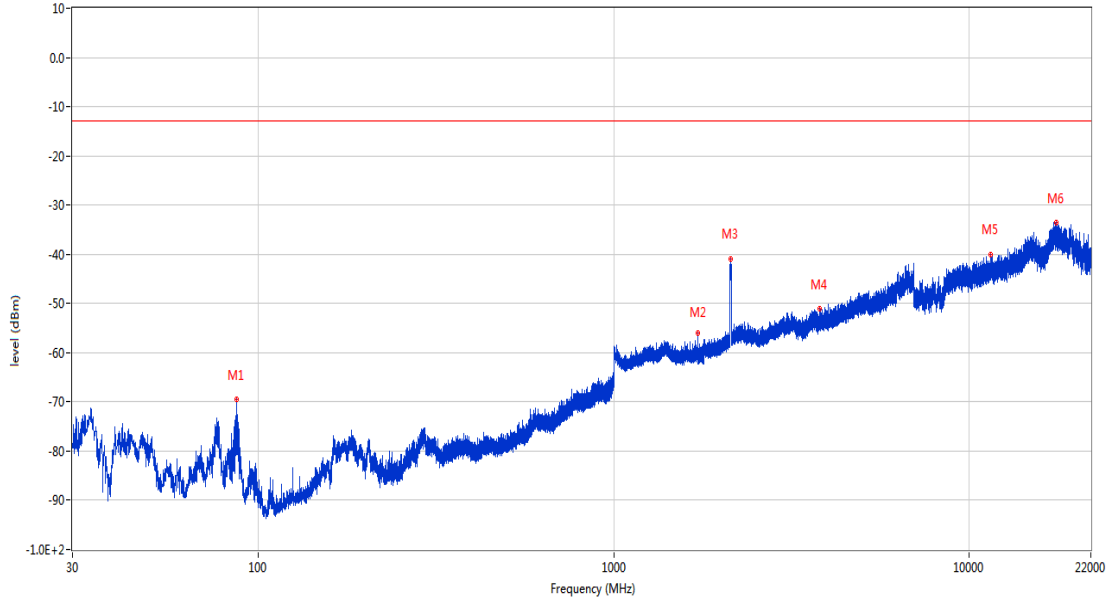
VIVO_FCC PART228&24&27_WCDMA Band 4 & LTE Band 4 & 66_1710-1785_30MHz-20GHz



Frequency (MHz)	Result (dBm)	Factor (dB)	PK Limit (dBm)	Over Limit (dB)	Table (o)	ANT	EUT	Verdict
86.745	-68.59	-20.86	-13.0	-55.59	58.00	Vertical	Vertical	Pass
1726.200	-48.88	-4.53	-13.0	-35.88	84.00	Vertical	Vertical	N/A
2138.100	-42.25	-2.47	-13.0	-29.25	303.00	Vertical	Vertical	N/A
3686.800	-49.90	4.92	-13.0	-36.90	359.00	Vertical	Vertical	Pass
12494.412	-38.22	18.94	-13.0	-25.22	33.00	Vertical	Vertical	Pass
18169.573	-33.49	22.14	-13.0	-20.49	148.00	Vertical	Vertical	Pass

RSE-V&H LTE Band 4 BW15 CH20175

VIVO_FCC PART22&24&27_WCDMA Band 4 & LTE Band 4 & 66_1710-1785_30MHz-20GHz

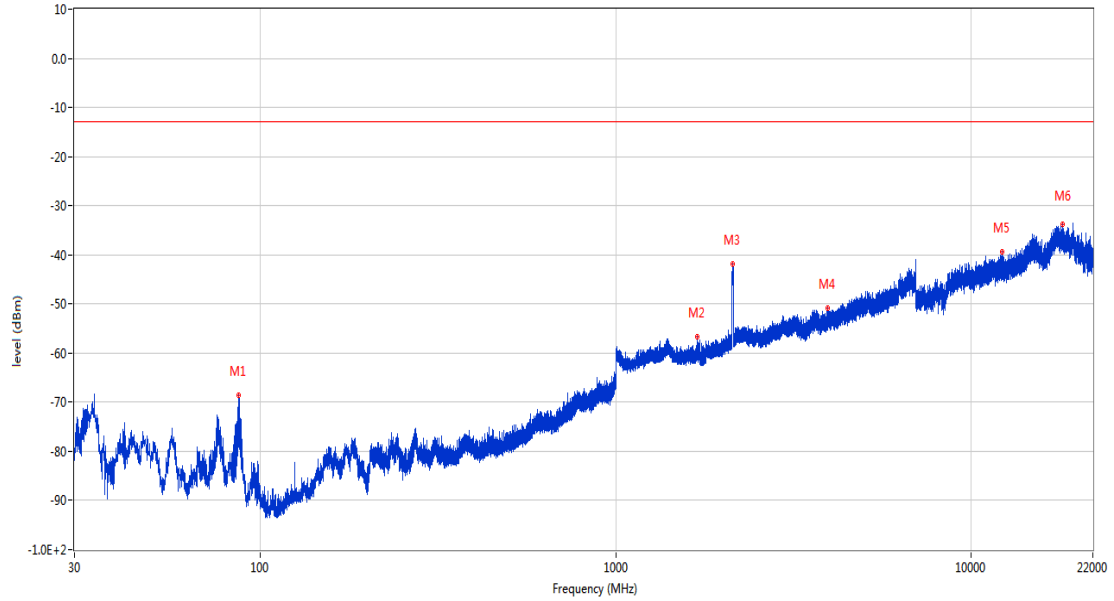


Frequency (MHz)	Result (dBm)	Factor (dB)	PK Limit (dBm)	Over Limit (dB)	Table (o)	ANT	EUT	Verdict
86.745	-69.49	-20.86	-13.0	-56.49	-3.00	Vertical	Horizontal	Pass
1726.000	-56.08	-4.53	-13.0	-43.08	275.00	Vertical	Horizontal	N/A
2137.100	-40.92	-2.51	-13.0	-27.92	362.00	Vertical	Horizontal	N/A
3787.600	-51.12	3.99	-13.0	-38.12	327.00	Vertical	Horizontal	Pass
11498.225	-39.96	17.79	-13.0	-26.96	361.00	Vertical	Horizontal	Pass
17585.437	-33.50	22.13	-13.0	-20.50	118.00	Vertical	Horizontal	Pass

11.6 LTE Band 4 BW20, Middle Channel

RSE-V&V LTE Band 4 BW20 CH20175

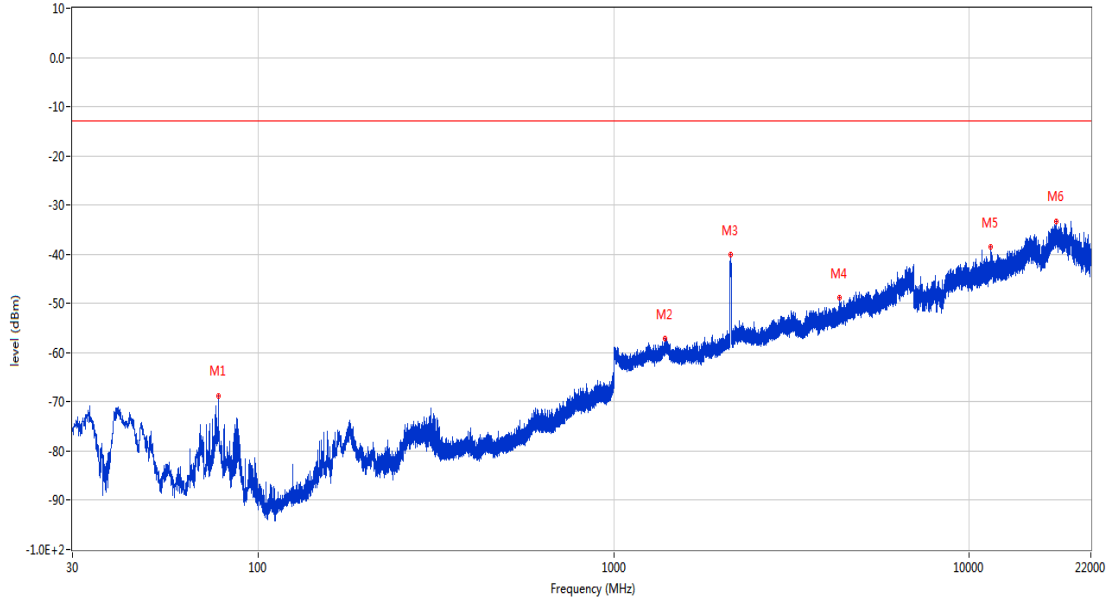
VIVO_FCC PART228&24&27_WCDMA Band 4 & LTE Band 4 & 66_1710-1785_30MHz-20GHz



Frequency (MHz)	Result (dBm)	Factor (dB)	PK Limit (dBm)	Over Limit (dB)	Table (o)	ANT	EUT	Verdict
86.745	-68.62	-20.86	-13.0	-55.62	83.00	Vertical	Vertical	Pass
1694.500	-56.78	-5.05	-13.0	-43.78	58.00	Vertical	Vertical	Pass
2131.100	-41.92	-2.65	-13.0	-28.92	363.00	Vertical	Vertical	N/A
3956.400	-50.80	5.71	-13.0	-37.80	327.00	Vertical	Vertical	Pass
12238.537	-39.41	17.96	-13.0	-26.41	284.00	Vertical	Vertical	Pass
18079.850	-33.88	22.55	-13.0	-20.88	19.00	Vertical	Vertical	Pass

RSE-V&H LTE Band 4 BW20 CH20175

VIVO_FCC PART22&24&27_WCDMA Band 4 & LTE Band 4 & 66_1710-1785_30MHz-20GHz



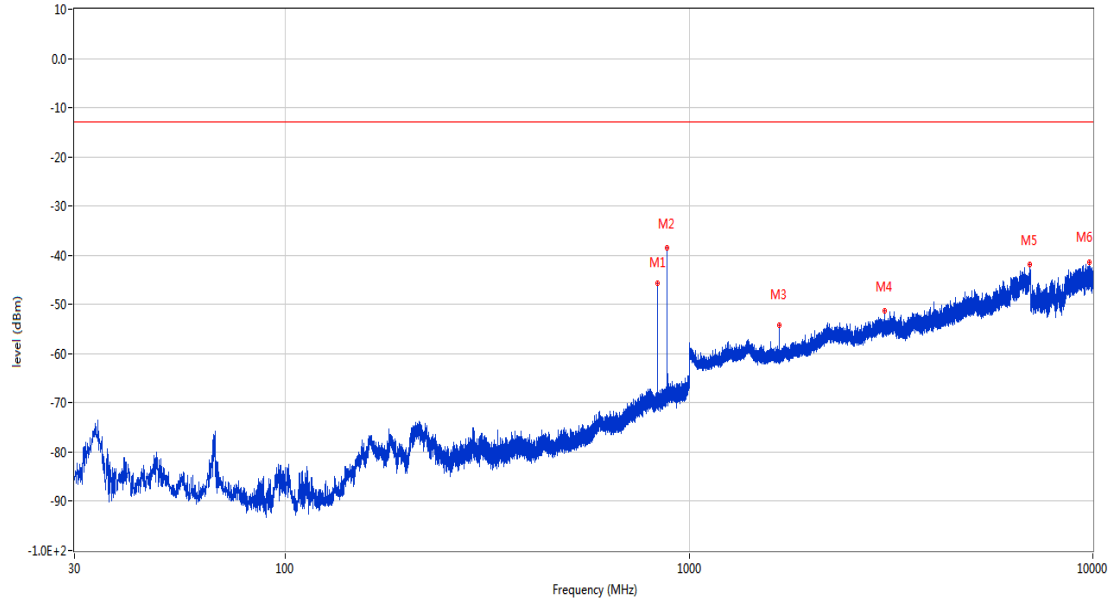
Frequency (MHz)	Result (dBm)	Factor (dB)	PK Limit (dBm)	Over Limit (dB)	Table (o)	ANT	EUT	Verdict
77.287	-68.70	-18.06	-13.0	-55.70	107.00	Vertical	Horizontal	Pass
1394.800	-57.23	-3.96	-13.0	-44.23	-3.00	Vertical	Horizontal	Pass
2137.300	-40.16	-2.50	-13.0	-27.16	299.00	Vertical	Horizontal	N/A
4308.400	-48.92	5.51	-13.0	-35.92	11.00	Vertical	Horizontal	Pass
11471.200	-38.54	17.52	-13.0	-25.54	342.00	Vertical	Horizontal	Pass
17593.762	-33.43	22.04	-13.0	-20.43	121.00	Vertical	Horizontal	Pass

12 LTE Band 5

12.1 LTE Band 5 BW1.4, Middle Channel

RSE-H&H LTE Band 5 BW1.4 CH20525

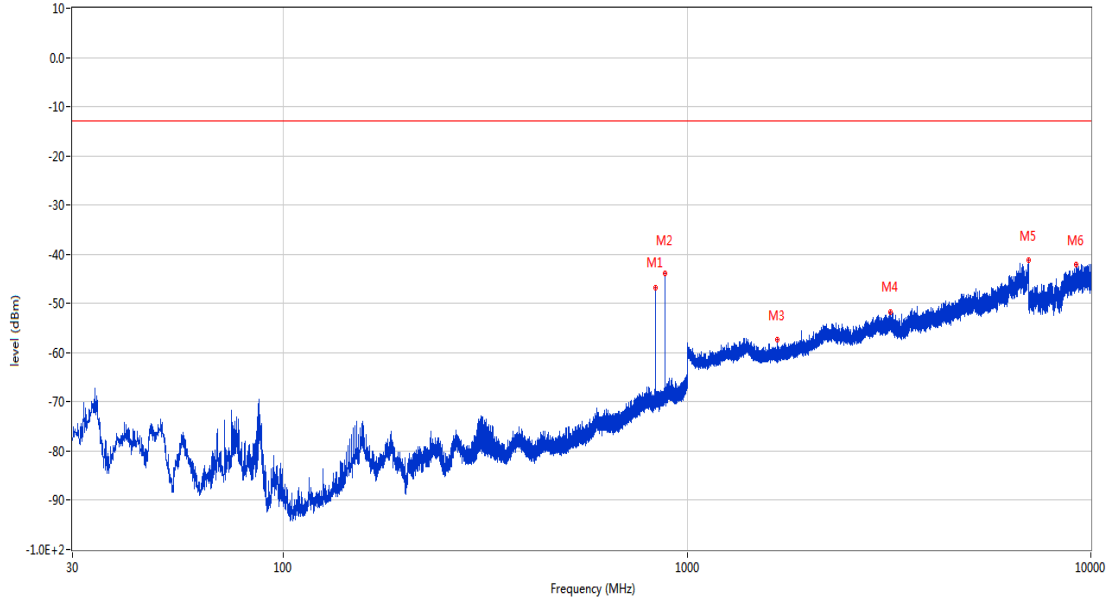
VIVO_FCC PART22&24&27_GSM 850 & CDMA BC0 & WCDMA Band5 & LTE Band 5 & 26_814-849_30MHz-10GHz



Frequency (MHz)	Result (dBm)	Factor (dB)	PK Limit (dBm)	Over Limit (dB)	Table (o)	ANT	EUT	Verdict
836.119	-45.66	2.58	-13.0	-32.66	111.00	Horizontal	Horizontal	N/A
881.660	-38.55	2.81	-13.0	-25.55	299.00	Horizontal	Horizontal	N/A
1672.400	-54.18	-5.90	-13.0	-41.18	103.00	Horizontal	Horizontal	Pass
3044.600	-51.29	2.53	-13.0	-38.29	184.00	Horizontal	Horizontal	Pass
6984.400	-41.90	13.76	-13.0	-28.90	109.00	Horizontal	Horizontal	Pass
9809.950	-41.41	16.72	-13.0	-28.41	-1.00	Horizontal	Horizontal	Pass

RSE-V&V LTE Band 5 BW1.4 CH20525

VIVO_FCC PART22&24&27_GSM 850 & CDMA BC0 & WCDMA Band5 & LTE Band 5 & 26_814-849_30MHz-10GHz

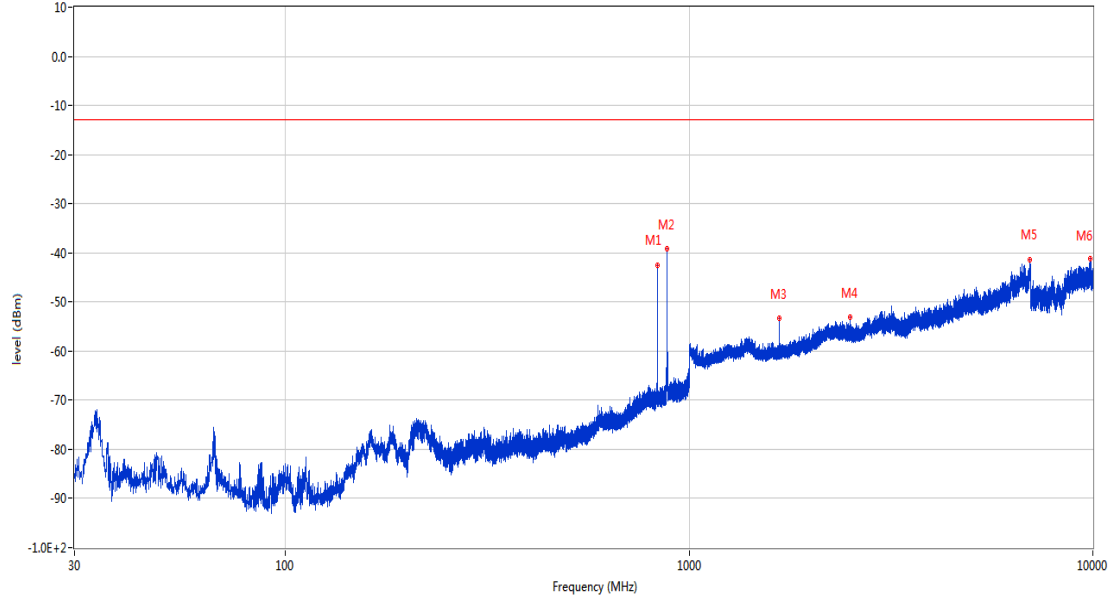


Frequency (MHz)	Result (dBm)	Factor (dB)	PK Limit (dBm)	Over Limit (dB)	Table (o)	ANT	EUT	Verdict
836.119	-46.80	2.58	-13.0	-33.80	111.00	Vertical	Vertical	N/A
881.612	-43.86	2.81	-13.0	-30.86	204.00	Vertical	Vertical	N/A
1672.500	-57.27	-5.91	-13.0	-44.27	70.00	Vertical	Vertical	Pass
3186.400	-51.82	2.62	-13.0	-38.82	242.00	Vertical	Vertical	Pass
6997.800	-41.09	13.63	-13.0	-28.09	112.00	Vertical	Vertical	Pass
9200.201	-42.13	15.34	-13.0	-29.13	0.00	Vertical	Vertical	Pass

12.2 LTE Band 5 BW3, Middle Channel

RSE-H&H LTE Band 5 BW3 CH20525

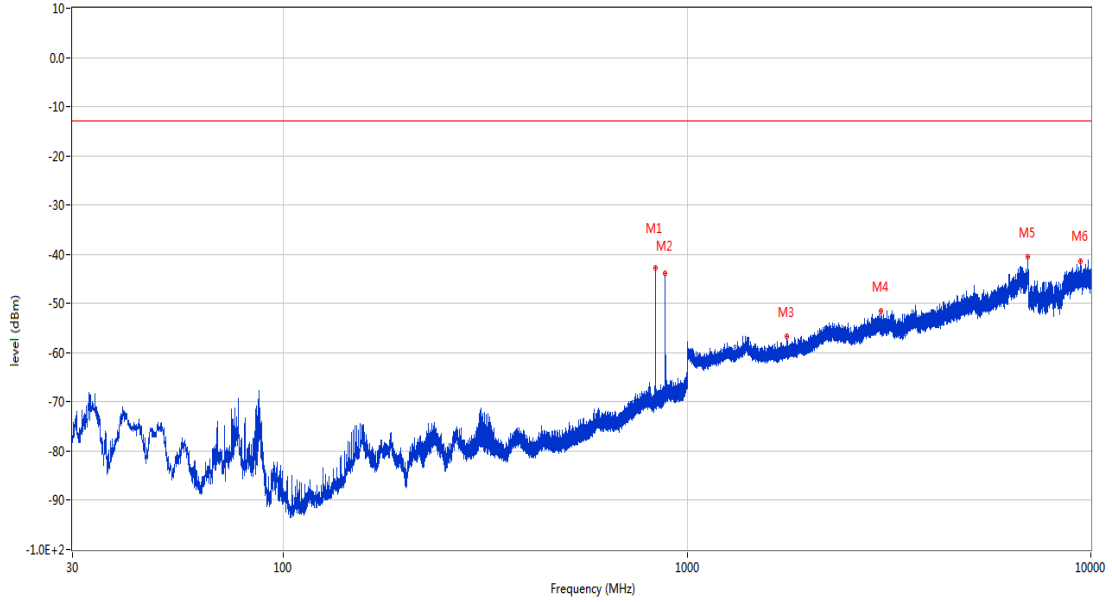
VIVO_FCC PART228,24&27_GSM 850 & CDMA BCO & WCDMA Band5 & LTE Band 5 & 26_814-849_30MHz-10GHz



Frequency (MHz)	Result (dBm)	Factor (dB)	PK Limit (dBm)	Over Limit (dB)	Table (o)	ANT	EUT	Verdict
835.197	-42.57	2.55	-13.0	-29.57	157.00	Horizontal	Horizontal	N/A
881.660	-39.08	2.81	-13.0	-26.08	294.00	Horizontal	Horizontal	N/A
1670.800	-53.33	-5.89	-13.0	-40.33	126.00	Horizontal	Horizontal	Pass
2501.300	-53.16	-0.94	-13.0	-40.16	52.00	Horizontal	Horizontal	Pass
6974.200	-41.36	13.70	-13.0	-28.36	335.00	Horizontal	Horizontal	Pass
9838.599	-41.28	16.99	-13.0	-28.28	344.00	Horizontal	Horizontal	Pass

RSE-V&V LTE Band 5 BW3 CH20525

VIVO_FCC PART22&24&27_GSM 850 & CDMA BC0 & WCDMA Band5 & LTE Band 5 & 26_814-849_30MHz-10GHz

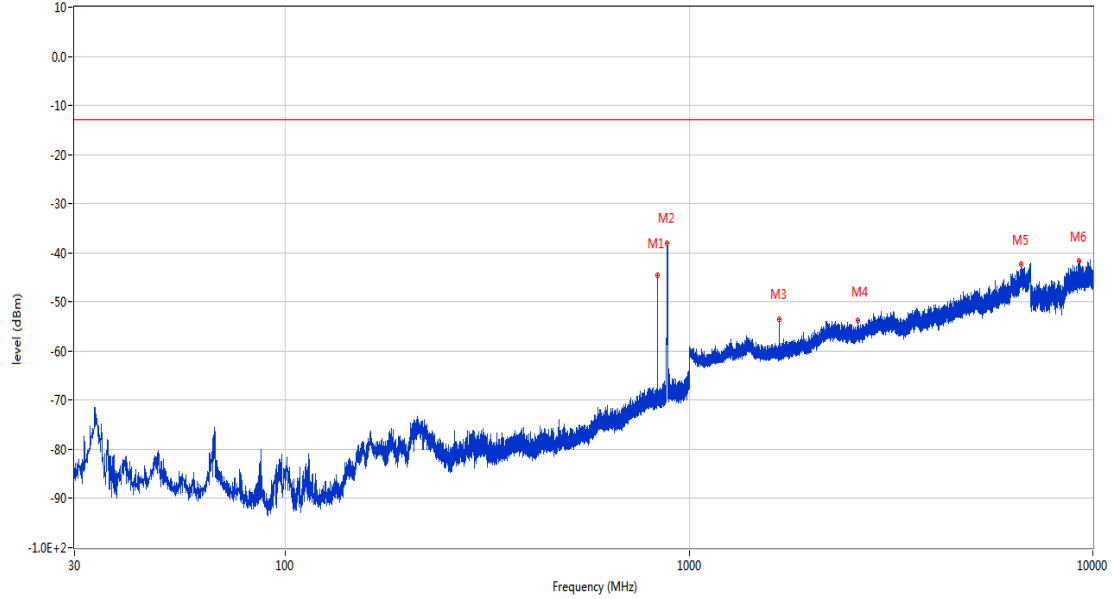


Frequency (MHz)	Result (dBm)	Factor (dB)	PK Limit (dBm)	Over Limit (dB)	Table (o)	ANT	EUT	Verdict
835.197	-42.72	2.55	-13.0	-29.72	85.00	Vertical	Vertical	N/A
882.727	-43.81	2.94	-13.0	-30.81	214.00	Vertical	Vertical	N/A
1763.700	-56.62	-5.51	-13.0	-43.62	350.00	Vertical	Vertical	Pass
3025.000	-51.62	2.16	-13.0	-38.62	10.00	Vertical	Vertical	Pass
6992.600	-40.41	13.59	-13.0	-27.41	360.00	Vertical	Vertical	Pass
9439.150	-41.49	16.45	-13.0	-28.49	-1.00	Vertical	Vertical	Pass

12.3 LTE Band 5 BW5, Middle Channel

RSE-H&H LTE Band 5 BW5 CH20525

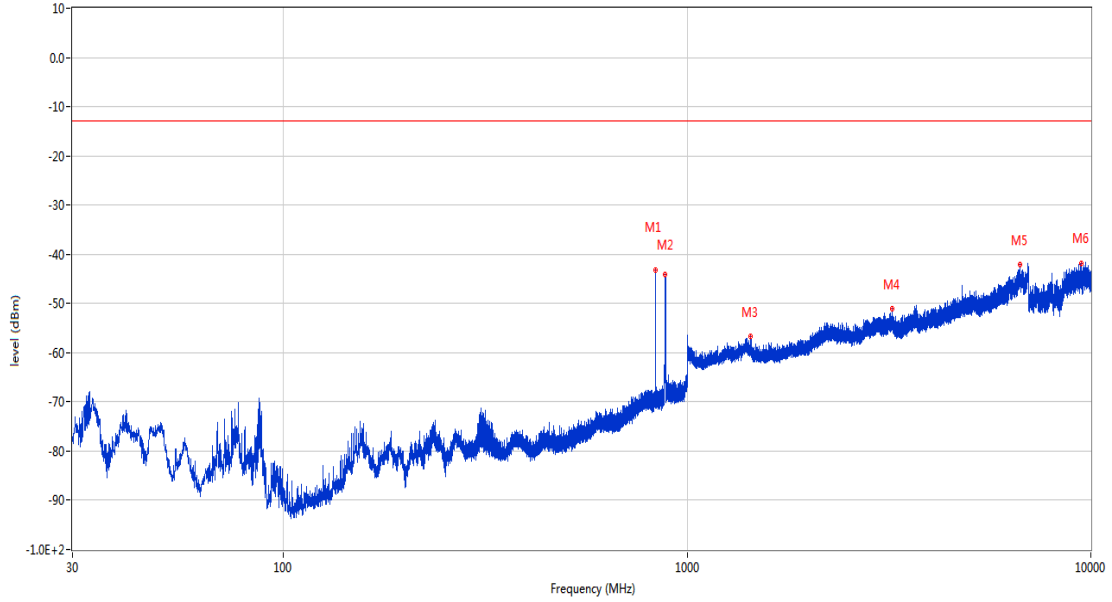
VIVO_FCC PART228,24&27_GSM 850 & CDMA BCO & WCDMA Band5 & LTE Band 5 & 26_814-849_30MHz-10GHz



Frequency (MHz)	Result (dBm)	Factor (dB)	PK Limit (dBm)	Over Limit (dB)	Table (o)	ANT	EUT	Verdict
834.324	-44.57	2.53	-13.0	-31.57	154.00	Horizontal	Horizontal	N/A
879.769	-38.05	2.63	-13.0	-25.05	292.00	Horizontal	Horizontal	N/A
1669.200	-53.47	-5.83	-13.0	-40.47	126.00	Horizontal	Horizontal	Pass
2619.800	-53.67	-1.06	-13.0	-40.67	1.00	Horizontal	Horizontal	Pass
6640.800	-42.42	12.01	-13.0	-29.42	184.00	Horizontal	Horizontal	Pass
9233.350	-41.64	15.29	-13.0	-28.64	206.00	Horizontal	Horizontal	Pass

RSE-V&V LTE Band 5 BW5 CH20525

VIVO_FCC PART22&24&27_GSM 850 & CDMA BC0 & WCDMA Band5 & LTE Band 5 & 26_814-849_30MHz-10GHz

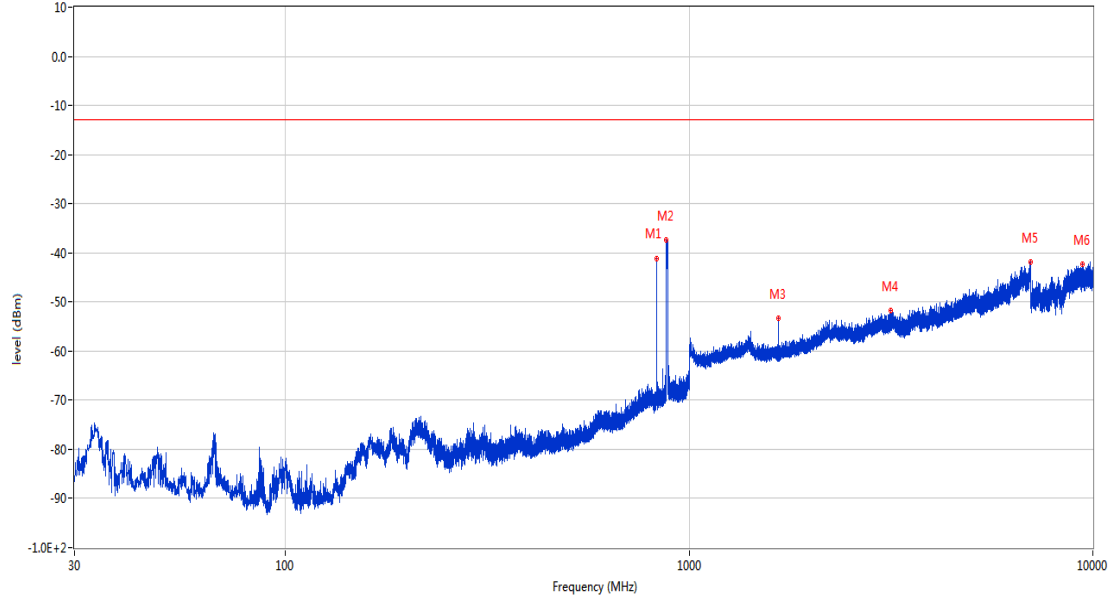


Frequency (MHz)	Result (dBm)	Factor (dB)	PK Limit (dBm)	Over Limit (dB)	Table (o)	ANT	EUT	Verdict
834.324	-43.09	2.53	-13.0	-30.09	63.00	Vertical	Vertical	N/A
879.429	-44.07	2.64	-13.0	-31.07	248.00	Vertical	Vertical	N/A
1434.300	-56.74	-4.83	-13.0	-43.74	223.00	Vertical	Vertical	Pass
3222.800	-51.17	4.02	-13.0	-38.17	162.00	Vertical	Vertical	Pass
6678.600	-42.13	11.76	-13.0	-29.13	341.00	Vertical	Vertical	Pass
9478.300	-41.95	16.09	-13.0	-28.95	101.00	Vertical	Vertical	Pass

12.4 LTE Band 5 BW10, Middle Channel

RSE-H&H LTE Band 5 BW10 CH20525

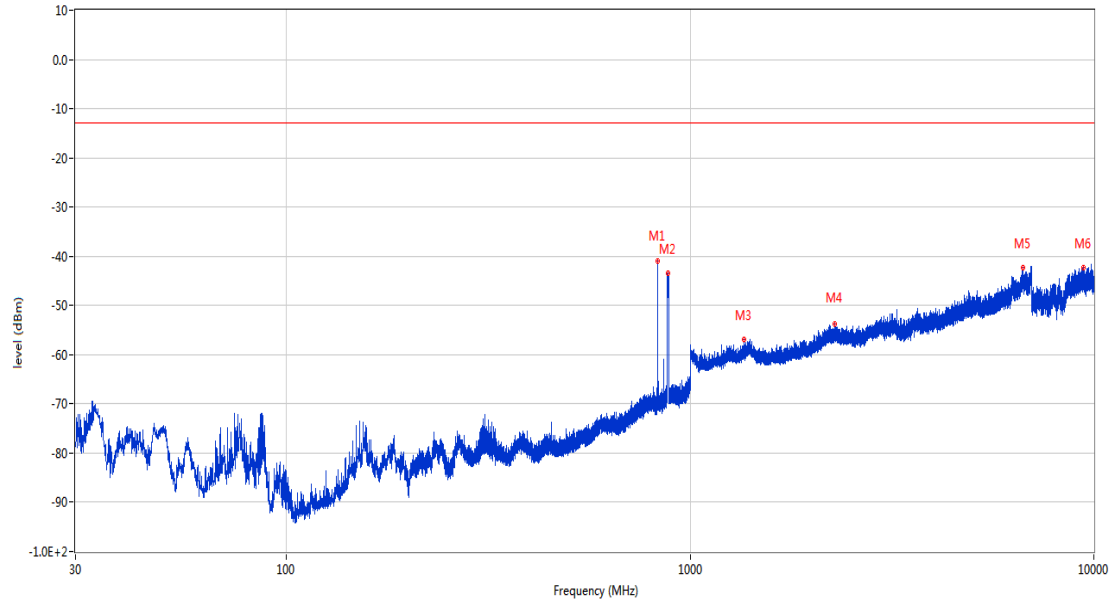
VIVO_FCC PART228,24&27_GSM 850 & CDMA BCO & WCDMA Band5 & LTE Band 5 & 26_814-849_30MHz-10GHz



Frequency (MHz)	Result (dBm)	Factor (dB)	PK Limit (dBm)	Over Limit (dB)	Table (o)	ANT	EUT	Verdict
832.142	-41.22	2.46	-13.0	-28.22	109.00	Horizontal	Horizontal	N/A
877.392	-37.46	2.65	-13.0	-24.46	294.00	Horizontal	Horizontal	N/A
1664.600	-53.32	-5.92	-13.0	-40.32	99.00	Horizontal	Horizontal	Pass
3163.200	-51.77	3.16	-13.0	-38.77	262.00	Horizontal	Horizontal	Pass
6999.400	-41.96	13.65	-13.0	-28.96	338.00	Horizontal	Horizontal	Pass
9436.300	-42.39	16.39	-13.0	-29.39	249.00	Horizontal	Horizontal	Pass

RSE-V&V LTE Band 5 BW10 CH20525

VIVO_FCC PART22&24&27_GSM 850 & CDMA BC0 & WCDMA Band5 & LTE Band 5 & 26_814-849_30MHz-10GHz



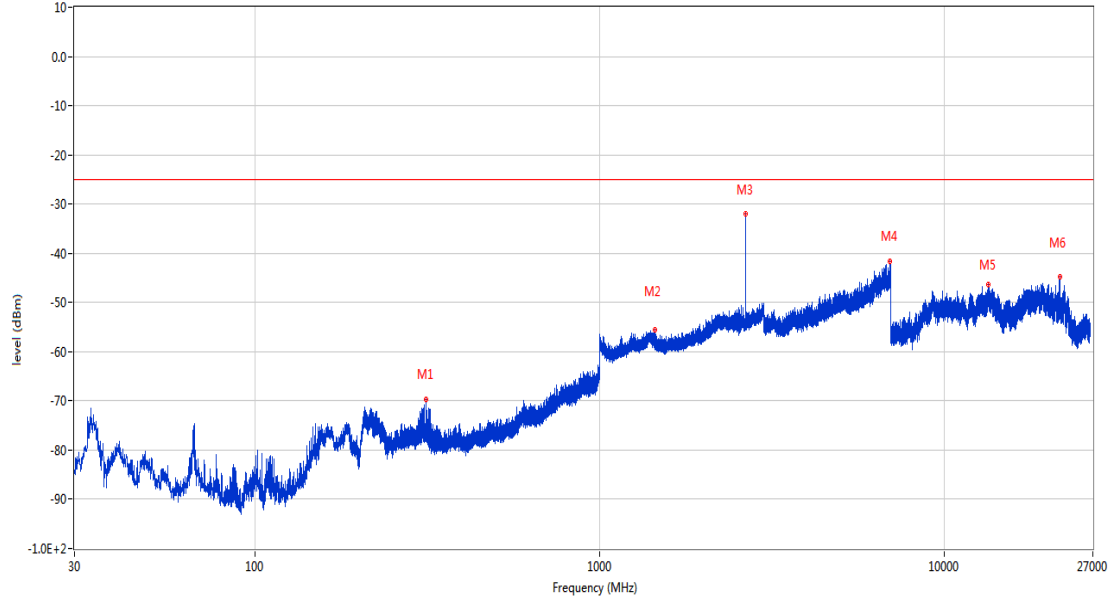
Frequency (MHz)	Result (dBm)	Factor (dB)	PK Limit (dBm)	Over Limit (dB)	Table (o)	ANT	EUT	Verdict
832.142	-41.04	2.46	-13.0	-28.04	157.00	Vertical	Vertical	N/A
881.757	-43.48	2.82	-13.0	-30.48	251.00	Vertical	Vertical	N/A
1358.800	-56.96	-4.97	-13.0	-43.96	298.00	Vertical	Vertical	Pass
2277.600	-53.86	-1.43	-13.0	-40.86	164.00	Vertical	Vertical	Pass
6664.000	-42.25	11.60	-13.0	-29.25	136.00	Vertical	Vertical	Pass
9412.750	-42.42	15.95	-13.0	-29.42	153.00	Vertical	Vertical	Pass

13 LTE Band 7

13.1 LTE Band 7 BW5, Middle Channel

RSE-H&H LTE Band 7 BW5 CH21100

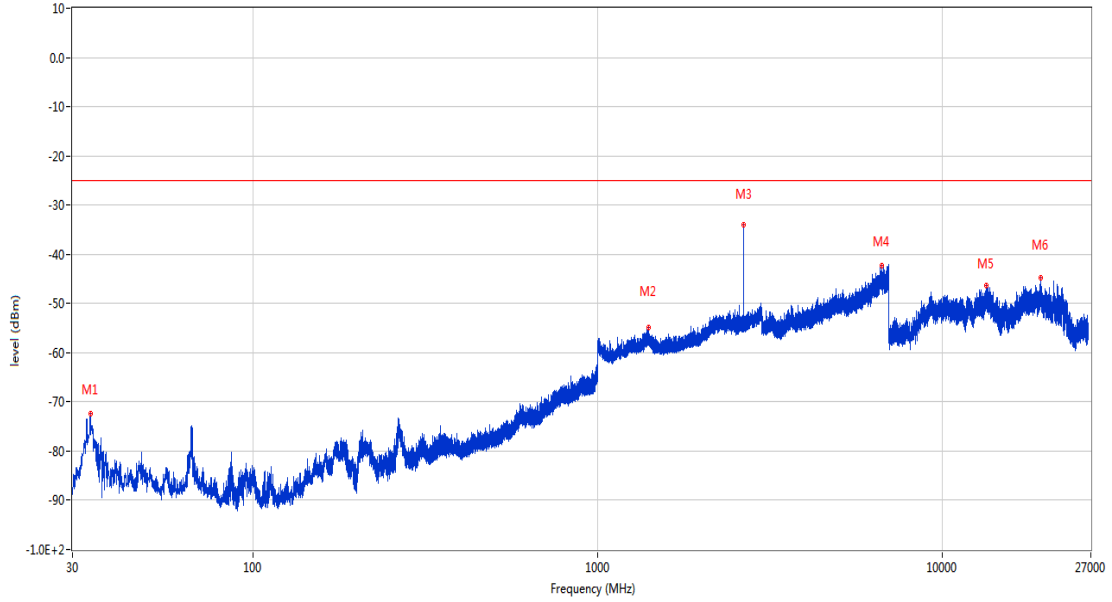
VIVO_FCC PART22&24&27_LTE Band 7 & 41(low) _2496-2570_30MHz-27GHz_



Frequency (MHz)	Result (dBm)	Factor (dB)	PK Limit (dBm)	Over Limit (dB)	Table (o)	ANT	EUT	Verdict
313.531	-69.79	-11.11	-25.0	-44.79	319.00	Horizontal	Horizontal	Pass
1447.800	-55.54	-3.68	-25.0	-30.54	127.00	Horizontal	Horizontal	Pass
2654.400	-32.06	1.43	-25.0	-7.06	182.00	Horizontal	Horizontal	N/A
6974.200	-41.61	13.70	-25.0	-16.61	360.00	Horizontal	Horizontal	Pass
13412.550	-46.33	10.87	-25.0	-21.33	344.00	Horizontal	Horizontal	Pass
21630.349	-44.82	14.70	-25.0	-19.82	-3.00	Horizontal	Horizontal	Pass

RSE-H&V LTE Band 7 BW5 CH21100

VIVO_FCC PART228&24&27_LTE Band 7 & 41(low) _2496-2570_30MHz-27GHz_

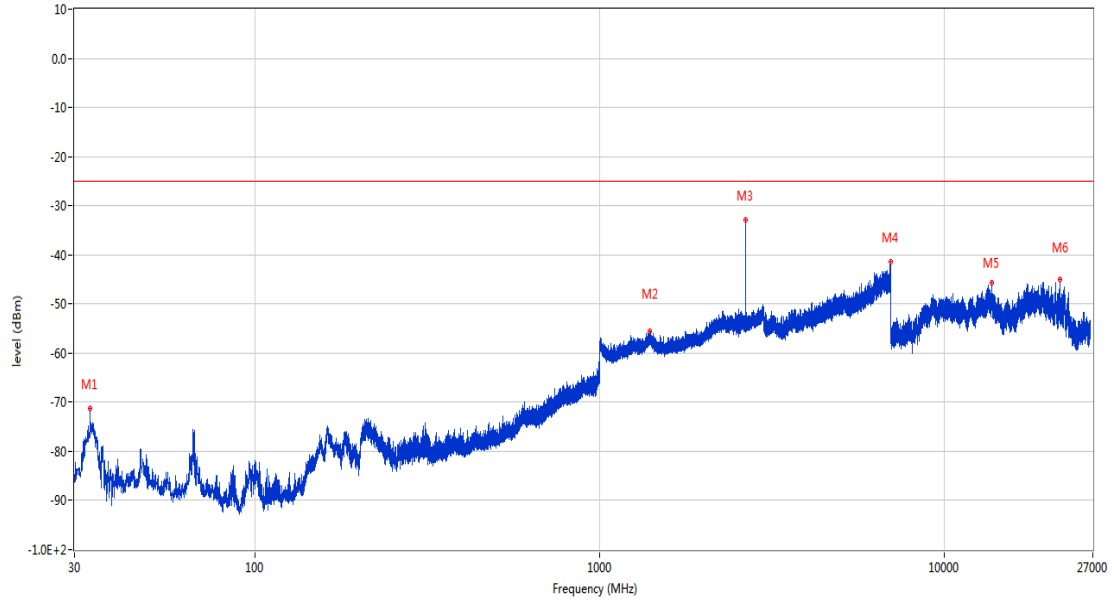


Frequency (MHz)	Result (dBm)	Factor (dB)	PK Limit (dBm)	Over Limit (dB)	Table (o)	ANT	EUT	Verdict
33.783	-72.39	-17.72	-25.0	-47.39	128.00	Horizontal	Vertical	Pass
1407.100	-54.86	-2.42	-25.0	-29.86	145.00	Horizontal	Vertical	Pass
2654.800	-33.94	1.41	-25.0	-8.94	120.00	Horizontal	Vertical	N/A
6688.000	-42.26	11.92	-25.0	-17.26	321.00	Horizontal	Vertical	Pass
13461.112	-46.26	11.43	-25.0	-21.26	66.00	Horizontal	Vertical	Pass
19349.801	-44.80	15.69	-25.0	-19.80	50.00	Horizontal	Vertical	Pass

13.2 LTE Band 7 BW10, Middle Channel

RSE-H&H LTE Band 7 BW10 CH21100

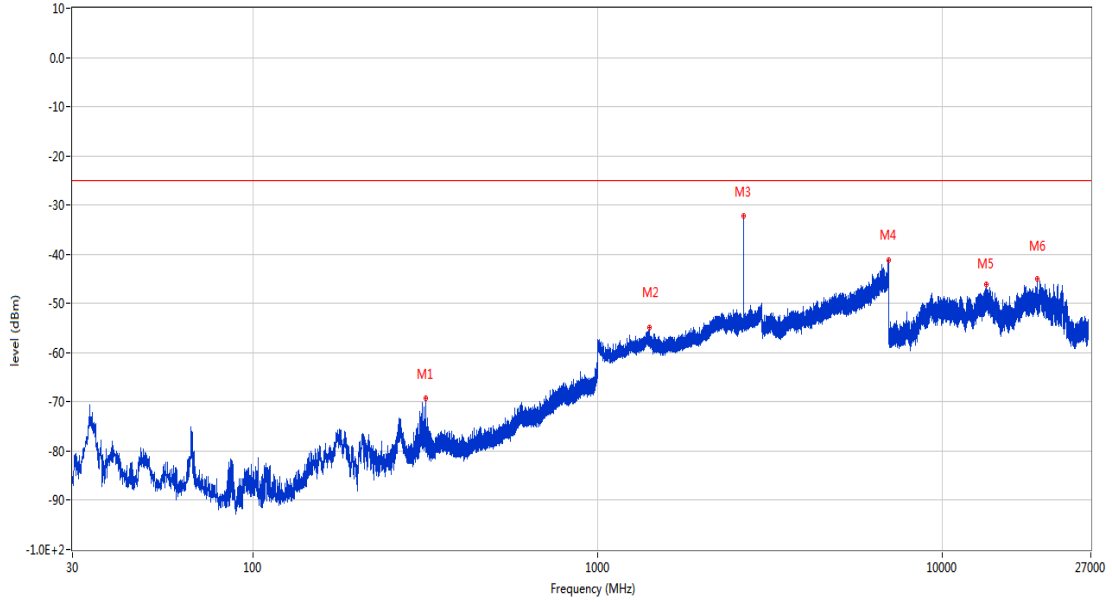
VIVO_FCC PART228&24&27_LTE Band 7 & 41(low) _2496-2570_30MHz-27GHz_



Frequency (MHz)	Result (dBm)	Factor (dB)	PK Limit (dBm)	Over Limit (dB)	Table (o)	ANT	EUT	Verdict
33.298	-71.22	-17.02	-25.0	-46.22	177.00	Horizontal	Horizontal	Pass
1397.200	-55.59	-2.15	-25.0	-30.59	243.00	Horizontal	Horizontal	Pass
2654.900	-32.94	1.40	-25.0	-7.94	192.00	Horizontal	Horizontal	N/A
6993.400	-41.50	13.66	-25.0	-16.50	301.00	Horizontal	Horizontal	Pass
13744.612	-45.62	10.76	-25.0	-20.62	362.00	Horizontal	Horizontal	Pass
21626.100	-45.03	14.70	-25.0	-20.03	45.00	Horizontal	Horizontal	Pass

RSE-H&V LTE Band 7 BW10 CH21100

VIVO_FCC PART22&24&27_LTE Band 7 & 41(low) _2496-2570_30MHz-27GHz_

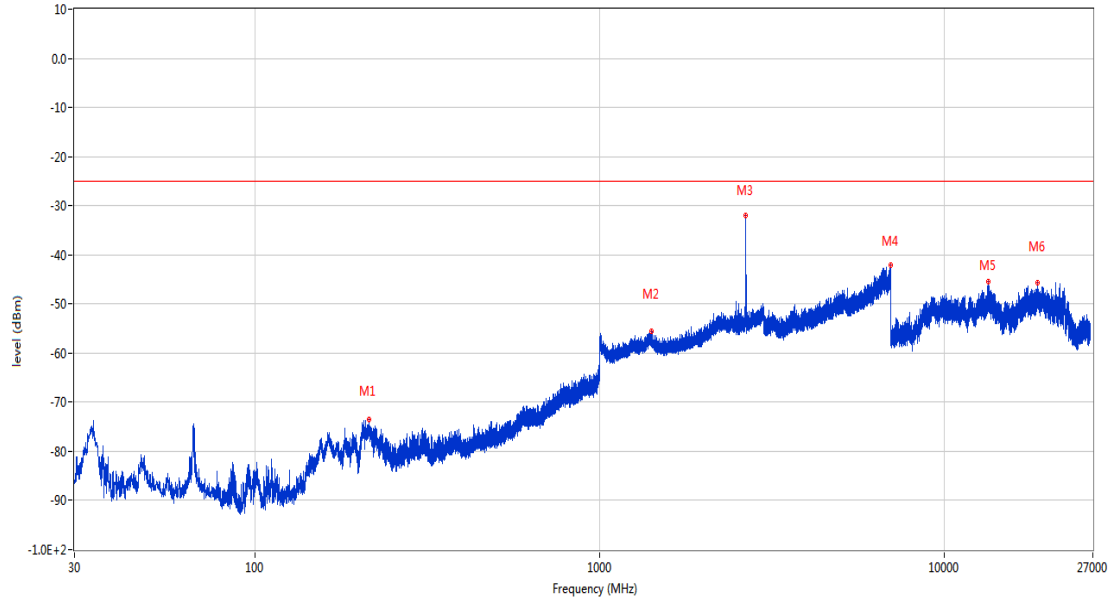


Frequency (MHz)	Result (dBm)	Factor (dB)	PK Limit (dBm)	Over Limit (dB)	Table (o)	ANT	EUT	Verdict
317.847	-69.22	-11.05	-25.0	-44.22	71.00	Horizontal	Vertical	Pass
1417.000	-54.91	-2.60	-25.0	-29.91	186.00	Horizontal	Vertical	Pass
2658.300	-32.27	1.49	-25.0	-7.27	104.00	Horizontal	Vertical	N/A
6978.800	-41.28	13.94	-25.0	-16.28	12.00	Horizontal	Vertical	Pass
13471.088	-46.07	11.25	-25.0	-21.07	178.00	Horizontal	Vertical	Pass
18891.651	-44.93	12.39	-25.0	-19.93	234.00	Horizontal	Vertical	Pass

11.3 LTE Band 7 BW15, Middle Channel

RSE-H&H LTE Band 7 BW15 CH21100

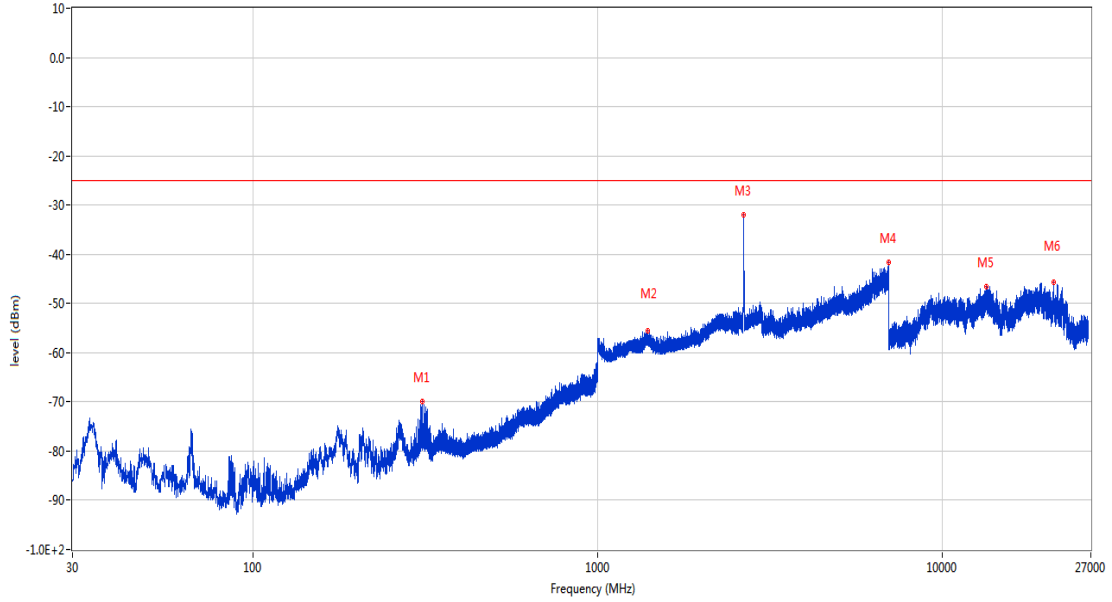
VIVO_FCC PART228&24&27_LTE Band 7 & 41(low)_2496-2570_30MHz-27GHz_



Frequency (MHz)	Result (dBm)	Factor (dB)	PK Limit (dBm)	Over Limit (dB)	Table (o)	ANT	EUT	Verdict
215.028	-73.43	-15.46	-25.0	-48.43	68.00	Horizontal	Horizontal	Pass
1417.800	-55.58	-2.58	-25.0	-30.58	165.00	Horizontal	Horizontal	Pass
2650.700	-32.06	1.41	-25.0	-7.06	191.00	Horizontal	Horizontal	N/A
6985.000	-42.15	13.71	-25.0	-17.15	304.00	Horizontal	Horizontal	Pass
13427.512	-45.42	11.10	-25.0	-20.42	167.00	Horizontal	Horizontal	Pass
18670.225	-45.68	12.32	-25.0	-20.68	192.00	Horizontal	Horizontal	Pass

RSE-H&V LTE Band 7 BW15 CH21100

VIVO_FCC PART22&24&27_LTE Band 7 & 41(low) _2496-2570_30MHz-27GHz_

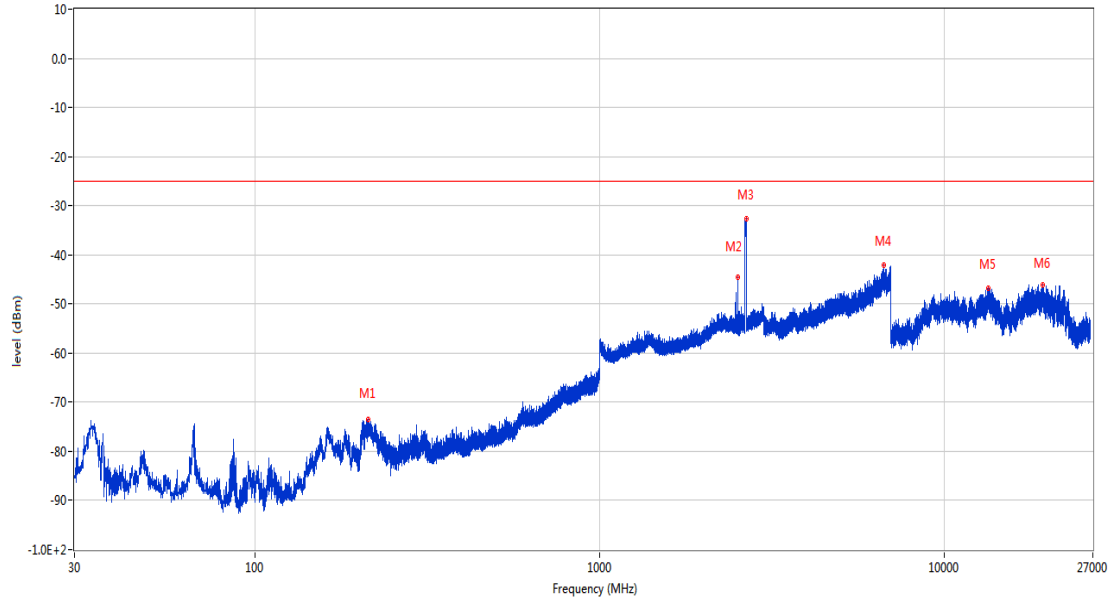


Frequency (MHz)	Result (dBm)	Factor (dB)	PK Limit (dBm)	Over Limit (dB)	Table (o)	ANT	EUT	Verdict
310.475	-69.83	-11.25	-25.0	-44.83	85.00	Horizontal	Vertical	Pass
1396.000	-55.51	-2.16	-25.0	-30.51	321.00	Horizontal	Vertical	Pass
2649.500	-31.92	1.42	-25.0	-6.92	184.00	Horizontal	Vertical	N/A
6998.800	-41.54	13.64	-25.0	-16.54	152.00	Horizontal	Vertical	Pass
13435.388	-46.51	11.23	-25.0	-21.51	227.00	Horizontal	Vertical	Pass
21026.425	-45.73	14.51	-25.0	-20.73	287.00	Horizontal	Vertical	Pass

13.4 LTE Band 7 BW20, Middle Channel

RSE-H&H LTE Band 7 BW20 CH21100

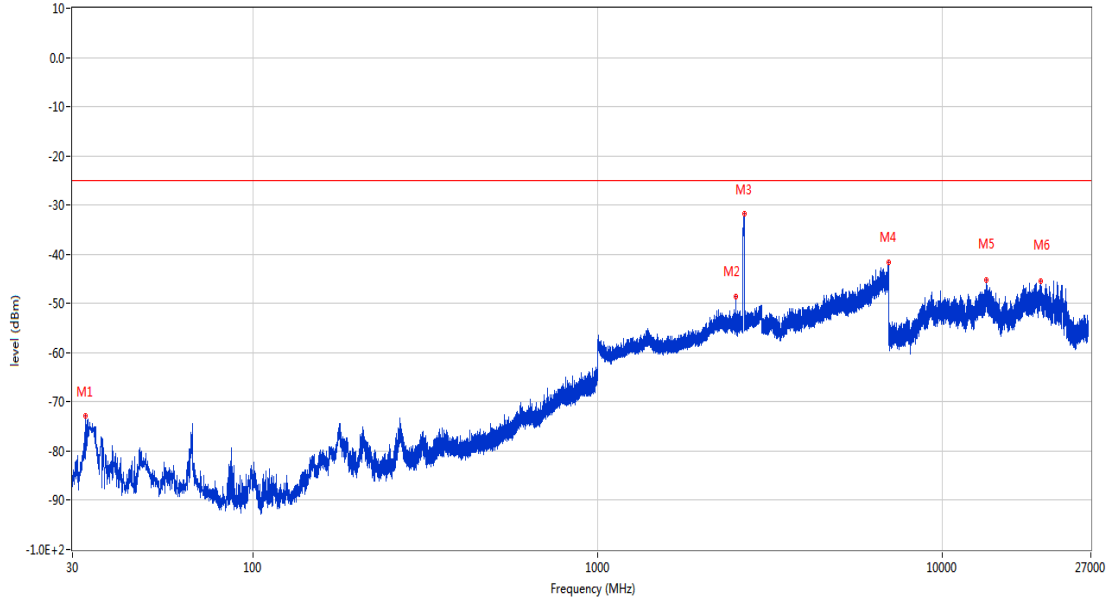
VIVO_FCC PART228&24&27_LTE Band 7 & 41(low)_2496-2570_30MHz-27GHz_



Frequency (MHz)	Result (dBm)	Factor (dB)	PK Limit (dBm)	Over Limit (dB)	Table (o)	ANT	EUT	Verdict
213.766	-73.56	-15.38	-25.0	-48.56	102.00	Horizontal	Horizontal	Pass
2526.400	-44.53	1.92	-25.0	-19.53	167.00	Horizontal	Horizontal	N/A
2664.000	-32.61	1.50	-25.0	-7.61	167.00	Horizontal	Horizontal	N/A
6685.400	-42.18	12.05	-25.0	-17.18	255.00	Horizontal	Horizontal	Pass
13395.750	-46.81	10.72	-25.0	-21.81	225.00	Horizontal	Horizontal	Pass
19338.324	-46.20	15.98	-25.0	-21.20	286.00	Horizontal	Horizontal	Pass

RSE-H&V LTE Band 7 BW20 CH21100

VIVO_FCC PART22&24&27_LTE Band 7 & 41(low) _2496-2570_30MHz-27GHz_

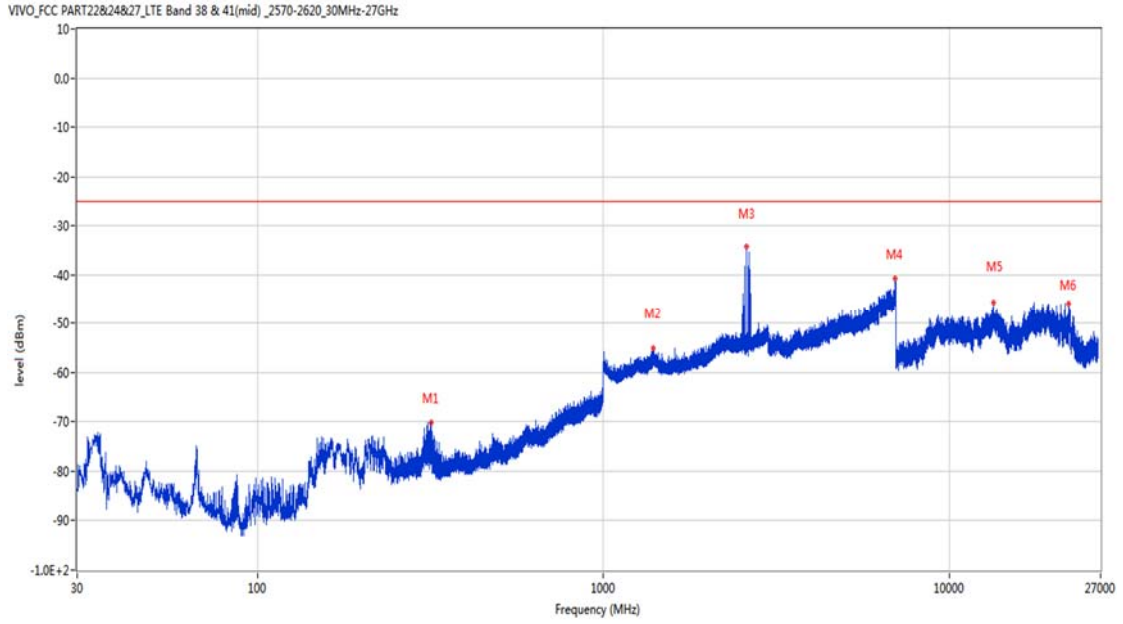


Frequency (MHz)	Result (dBm)	Factor (dB)	PK Limit (dBm)	Over Limit (dB)	Table (o)	ANT	EUT	Verdict
32.716	-72.89	-16.60	-25.0	-47.89	172.00	Horizontal	Vertical	Pass
2526.600	-48.69	1.92	-25.0	-23.69	187.00	Horizontal	Vertical	N/A
2664.000	-31.77	1.50	-25.0	-6.77	105.00	Horizontal	Vertical	N/A
6982.000	-41.73	13.87	-25.0	-16.73	174.00	Horizontal	Vertical	Pass
13455.600	-45.24	11.48	-25.0	-20.24	360.00	Horizontal	Vertical	Pass
19292.850	-45.47	15.30	-25.0	-20.47	130.00	Horizontal	Vertical	Pass

14 LTE Band 38

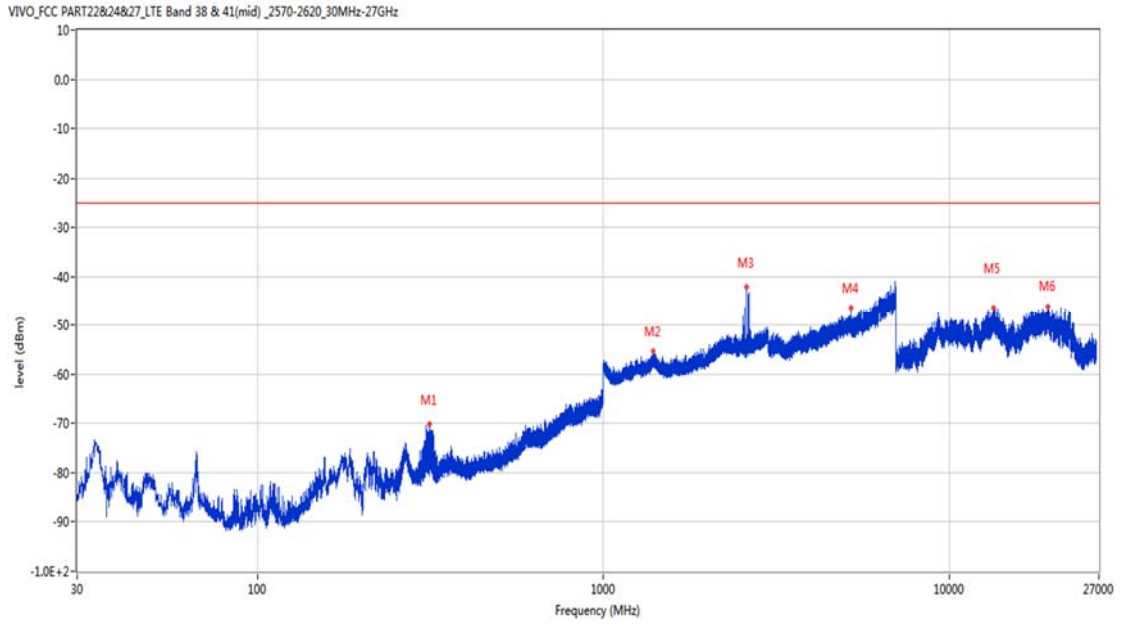
14.1 LTE Band 38 BW5, Middle Channel

RSE-H&H LTE Band 38 BW5 CH38000



Frequency (MHz)	Result (dBm)	Factor (dB)	PK Limit (dBm)	Over Limit (dB)	Table (o)	ANT	EUT	Verdict
316.538	-70.08	-11.01	-25.0	-45.08	288.00	Horizontal	Horizontal	Pass
1396.400	-55.16	-2.14	-25.0	-30.16	70.00	Horizontal	Horizontal	Pass
2593.100	-34.34	1.71	-25.0	-9.34	284.00	Horizontal	Horizontal	N/A
6994.600	-40.82	13.60	-25.0	-15.82	335.00	Horizontal	Horizontal	Pass
13423.838	-45.71	11.04	-25.0	-20.71	186.00	Horizontal	Horizontal	Pass
22227.900	-45.91	14.90	-25.0	-20.91	120.00	Horizontal	Horizontal	Pass

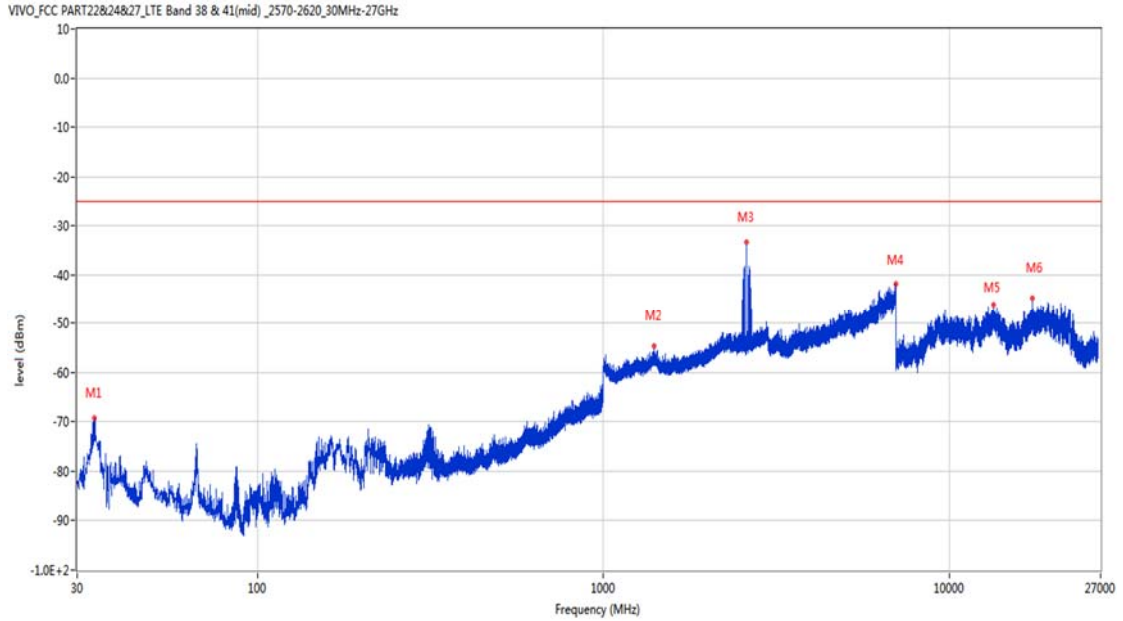
RSE-H&V LTE Band 38 BW5 CH38000



Frequency (MHz)	Result (dBm)	Factor (dB)	PK Limit (dBm)	Over Limit (dB)	Table (o)	ANT	EUT	Verdict
313.434	-70.22	-11.06	-25.0	-45.22	46.00	Horizontal	Vertical	Pass
1390.500	-55.44	-2.37	-25.0	-30.44	234.00	Horizontal	Vertical	Pass
2593.300	-42.14	1.72	-25.0	-17.14	133.00	Horizontal	Vertical	N/A
5187.800	-46.44	7.39	-25.0	-21.44	297.00	Horizontal	Vertical	Pass
13450.875	-46.37	11.51	-25.0	-21.37	75.00	Horizontal	Vertical	Pass
19345.551	-46.09	15.81	-25.0	-21.09	-3.00	Horizontal	Vertical	Pass

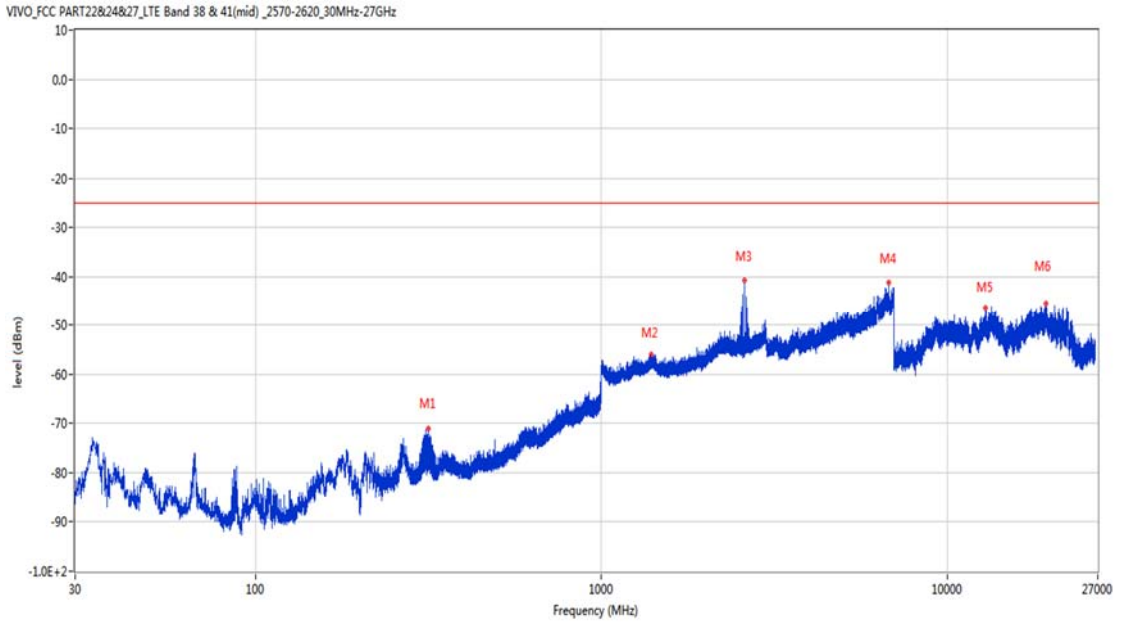
14.2 LTE Band 38 BW10, Middle Channel

RSE-H&H LTE Band 38 BW10 CH38000



Frequency (MHz)	Result (dBm)	Factor (dB)	PK Limit (dBm)	Over Limit (dB)	Table (o)	ANT	EUT	Verdict
33.589	-69.28	-17.48	-25.0	-44.28	236.00	Horizontal	Horizontal	Pass
1402.300	-54.73	-2.06	-25.0	-29.73	-3.00	Horizontal	Horizontal	Pass
2591.000	-33.24	1.69	-25.0	-8.24	283.00	Horizontal	Horizontal	N/A
6995.600	-41.75	13.55	-25.0	-16.75	300.00	Horizontal	Horizontal	Pass
13428.300	-46.18	11.11	-25.0	-21.18	238.00	Horizontal	Horizontal	Pass
17416.200	-44.87	9.63	-25.0	-19.87	238.00	Horizontal	Horizontal	Pass

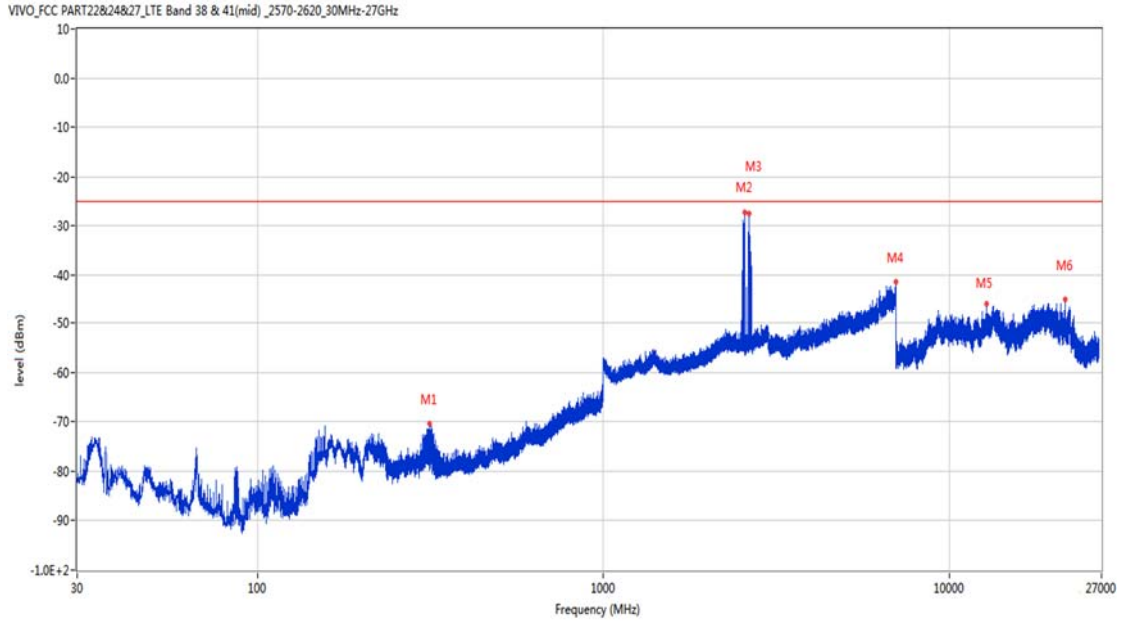
RSE-H&V LTE Band 38 BW10 CH38000



Frequency (MHz)	Result (dBm)	Factor (dB)	PK Limit (dBm)	Over Limit (dB)	Table (o)	ANT	EUT	Verdict
314.792	-71.01	-11.07	-25.0	-46.01	45.00	Horizontal	Vertical	Pass
1391.500	-55.97	-2.38	-25.0	-30.97	339.00	Horizontal	Vertical	Pass
2591.000	-40.78	1.69	-25.0	-15.78	131.00	Horizontal	Vertical	N/A
6785.800	-41.18	12.19	-25.0	-16.18	360.00	Horizontal	Vertical	Pass
12887.812	-46.34	11.08	-25.0	-21.34	363.00	Horizontal	Vertical	Pass
19350.225	-45.47	15.68	-25.0	-20.47	0.00	Horizontal	Vertical	Pass

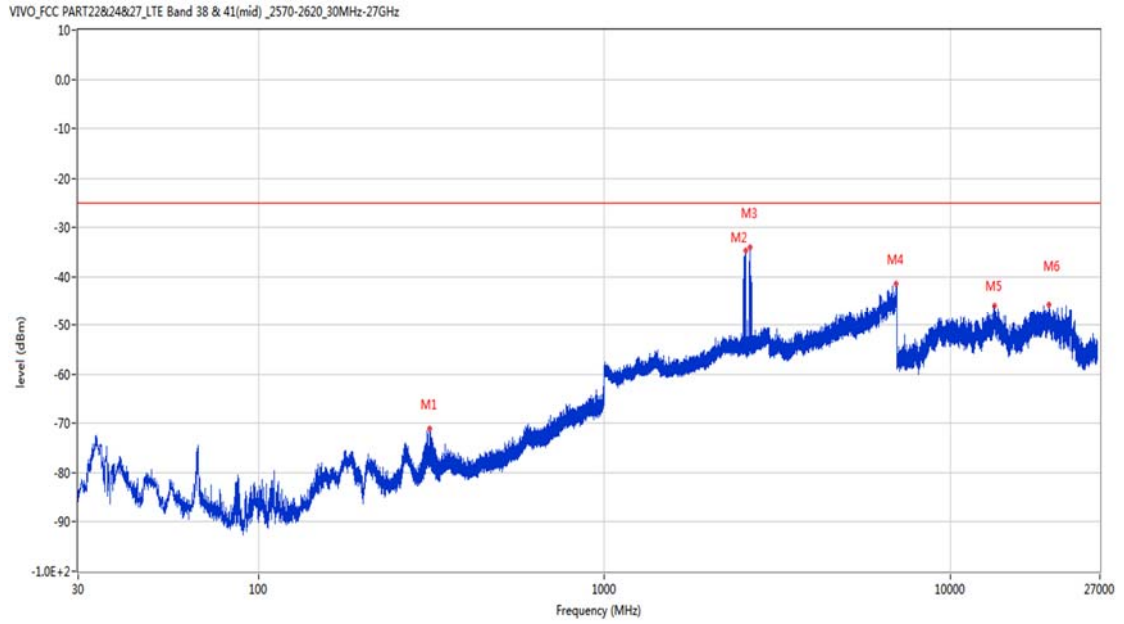
14.3 LTE Band 38 BW15, Middle Channel

RSE-H&H LTE Band 38 BW15 CH38000



Frequency (MHz)	Result (dBm)	Factor (dB)	PK Limit (dBm)	Over Limit (dB)	Table (o)	ANT	EUT	Verdict
313.579	-70.44	-11.06	-25.0	-45.44	289.00	Horizontal	Horizontal	Pass
2556.400	-27.16	1.21	-25.0	-2.16	180.00	Horizontal	Horizontal	N/A
2640.000	-27.47	1.74	-25.0	-2.47	283.00	Horizontal	Horizontal	N/A
6997.200	-41.37	13.61	-25.0	-16.37	100.00	Horizontal	Horizontal	Pass
12838.462	-45.94	10.52	-25.0	-20.94	363.00	Horizontal	Horizontal	Pass
21626.526	-44.99	14.70	-25.0	-19.99	22.00	Horizontal	Horizontal	Pass

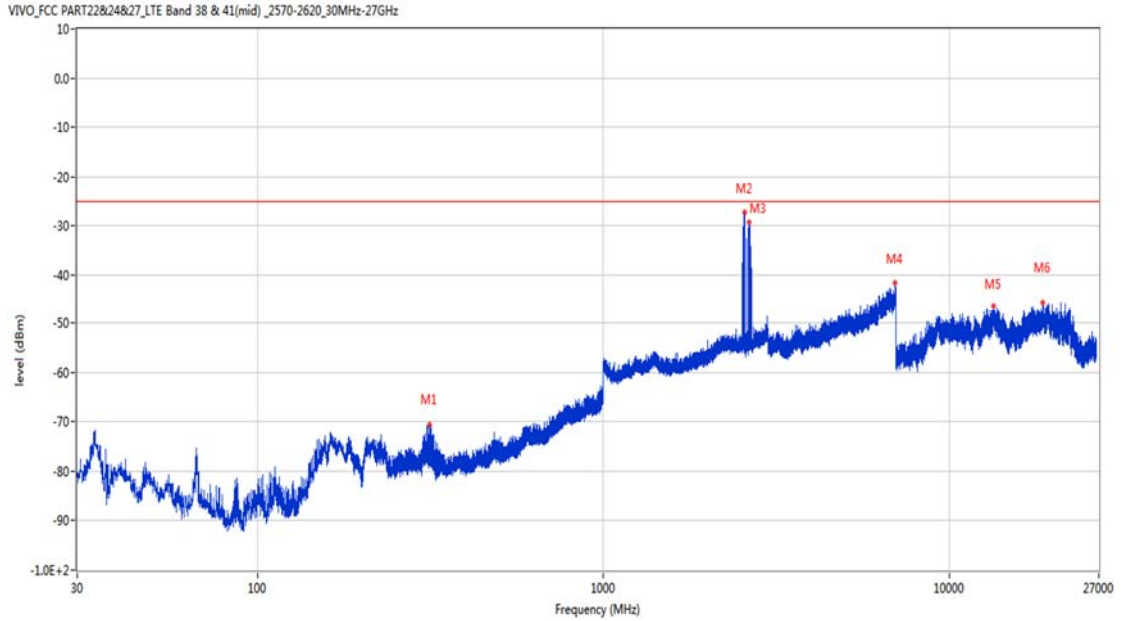
RSE-H&V LTE Band 38 BW15 CH38000



Frequency (MHz)	Result (dBm)	Factor (dB)	PK Limit (dBm)	Over Limit (dB)	Table (o)	ANT	EUT	Verdict
312.173	-70.93	-11.09	-25.0	-45.93	91.00	Horizontal	Vertical	Pass
2557.100	-34.71	1.25	-25.0	-9.71	275.00	Horizontal	Vertical	N/A
2634.600	-33.99	1.86	-25.0	-8.99	101.00	Horizontal	Vertical	N/A
6972.400	-41.33	13.66	-25.0	-16.33	360.00	Horizontal	Vertical	Pass
13447.725	-45.98	11.47	-25.0	-20.98	230.00	Horizontal	Vertical	Pass
19298.802	-45.67	15.36	-25.0	-20.67	0.00	Horizontal	Vertical	Pass

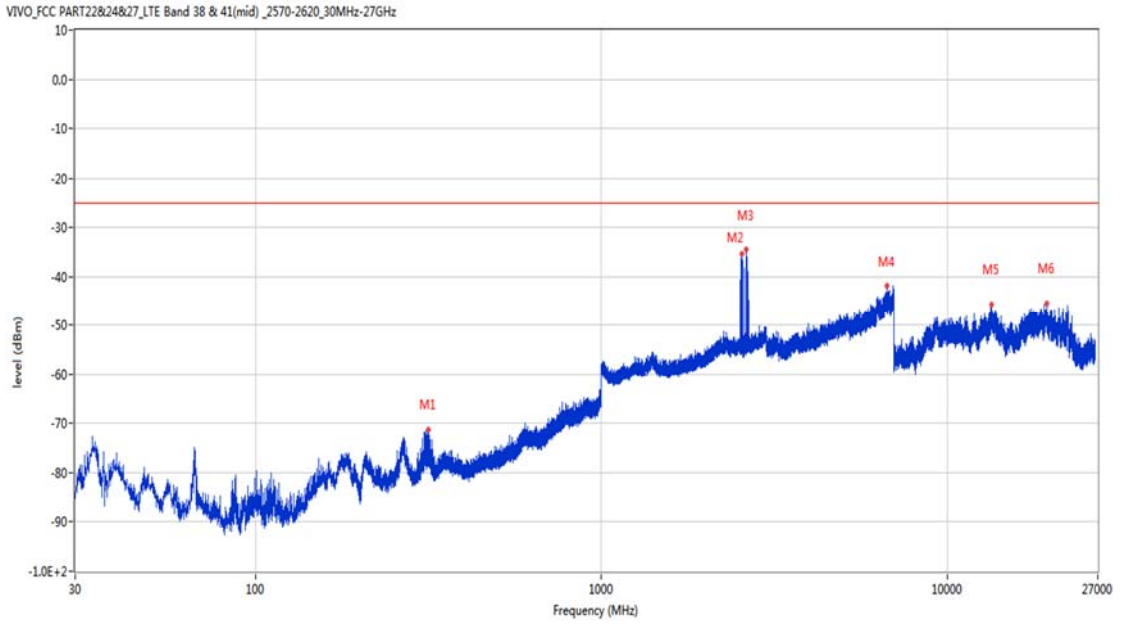
14.4 LTE Band 38 BW20, Middle Channel

RSE-H&H LTE Band 38 BW20 CH38000



Frequency (MHz)	Result (dBm)	Factor (dB)	PK Limit (dBm)	Over Limit (dB)	Table (o)	ANT	EUT	Verdict
313.531	-70.52	-11.06	-25.0	-45.52	289.00	Horizontal	Horizontal	Pass
2558.000	-27.30	1.32	-25.0	-2.30	331.00	Horizontal	Horizontal	N/A
2642.900	-29.29	1.60	-25.0	-4.29	273.00	Horizontal	Horizontal	N/A
6980.000	-41.69	13.84	-25.0	-16.69	81.00	Horizontal	Horizontal	Pass
13444.312	-46.31	11.39	-25.0	-21.31	208.00	Horizontal	Horizontal	Pass
18635.375	-45.76	11.77	-25.0	-20.76	0.00	Horizontal	Horizontal	Pass

RSE-H&V LTE Band 38 BW20 CH38000

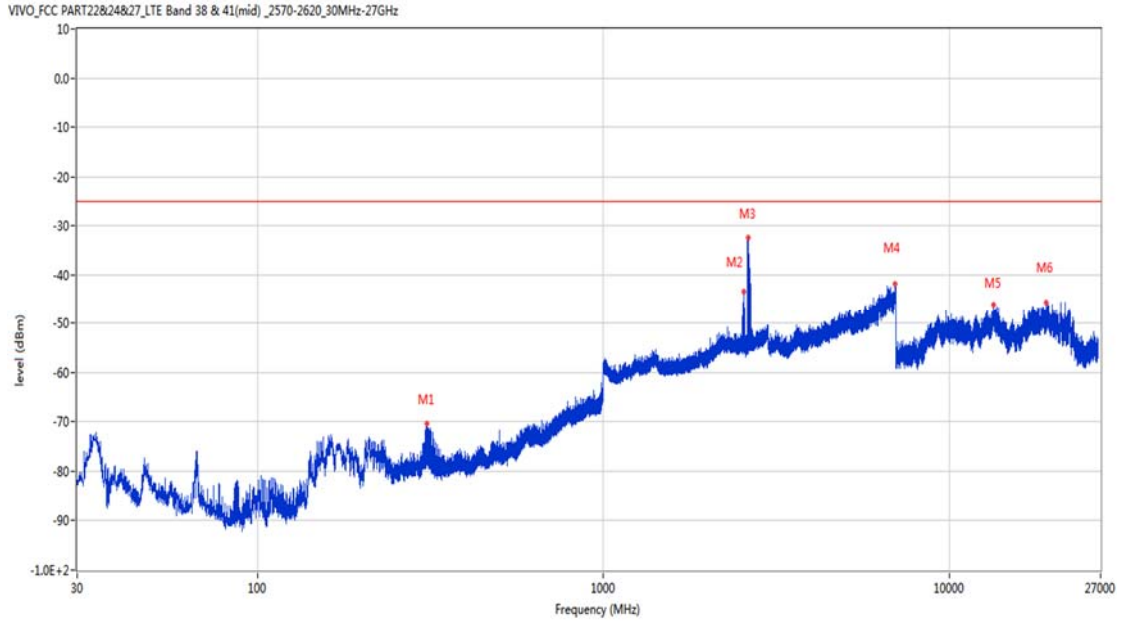


Frequency (MHz)	Result (dBm)	Factor (dB)	PK Limit (dBm)	Over Limit (dB)	Table (o)	ANT	EUT	Verdict
316.441	-71.30	-11.01	-25.0	-46.30	74.00	Horizontal	Vertical	Pass
2554.000	-35.42	1.34	-25.0	-10.42	180.00	Horizontal	Vertical	N/A
2628.100	-34.34	2.02	-25.0	-9.34	129.00	Horizontal	Vertical	N/A
6681.200	-41.84	11.79	-25.0	-16.84	155.00	Horizontal	Vertical	Pass
13453.500	-45.78	11.49	-25.0	-20.78	363.00	Horizontal	Vertical	Pass
19431.399	-45.53	14.28	-25.0	-20.53	-3.00	Horizontal	Vertical	Pass

15 LTE Band 41

15.1 LTE Band 41 BW5, Middle Channel

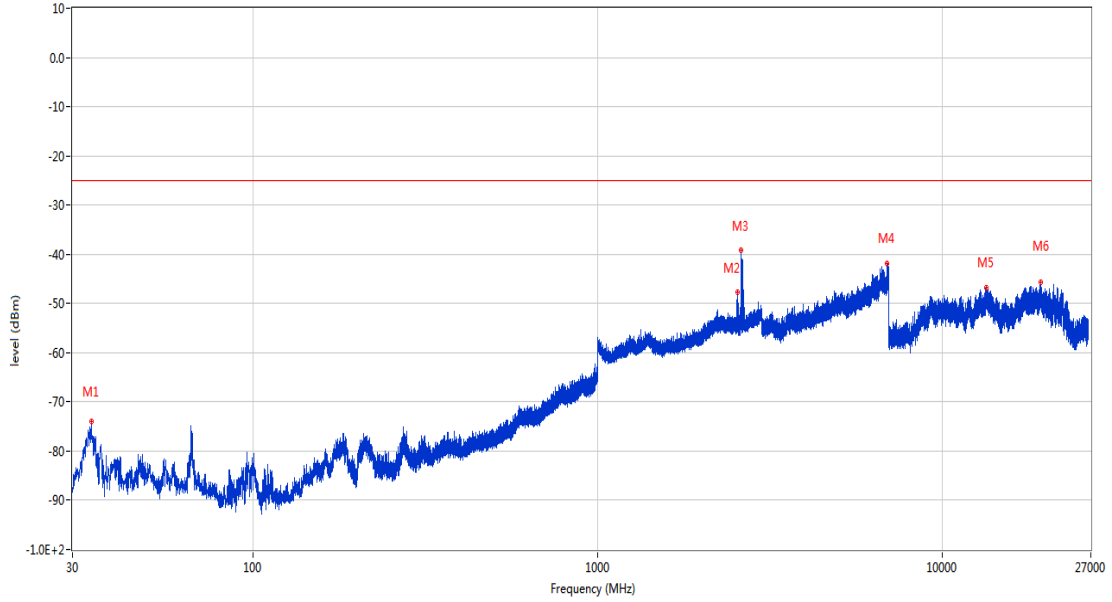
RSE-H&H LTE Band 41 BW5 CH40765



Frequency (MHz)	Result (dBm)	Factor (dB)	PK Limit (dBm)	Over Limit (dB)	Table (o)	ANT	EUT	Verdict
307.662	-70.41	-11.42	-25.0	-45.41	299.00	Horizontal	Horizontal	Pass
2544.500	-43.44	1.08	-25.0	-18.44	109.00	Horizontal	Horizontal	N/A
2627.000	-32.40	2.01	-25.0	-7.40	282.00	Horizontal	Horizontal	N/A
6986.400	-41.75	13.70	-25.0	-16.75	220.00	Horizontal	Horizontal	Pass
13403.625	-46.17	10.74	-25.0	-21.17	27.00	Horizontal	Horizontal	Pass
19084.175	-45.74	11.37	-25.0	-20.74	173.00	Horizontal	Horizontal	Pass

RSE-H&V LTE Band 41 BW5 CH40765

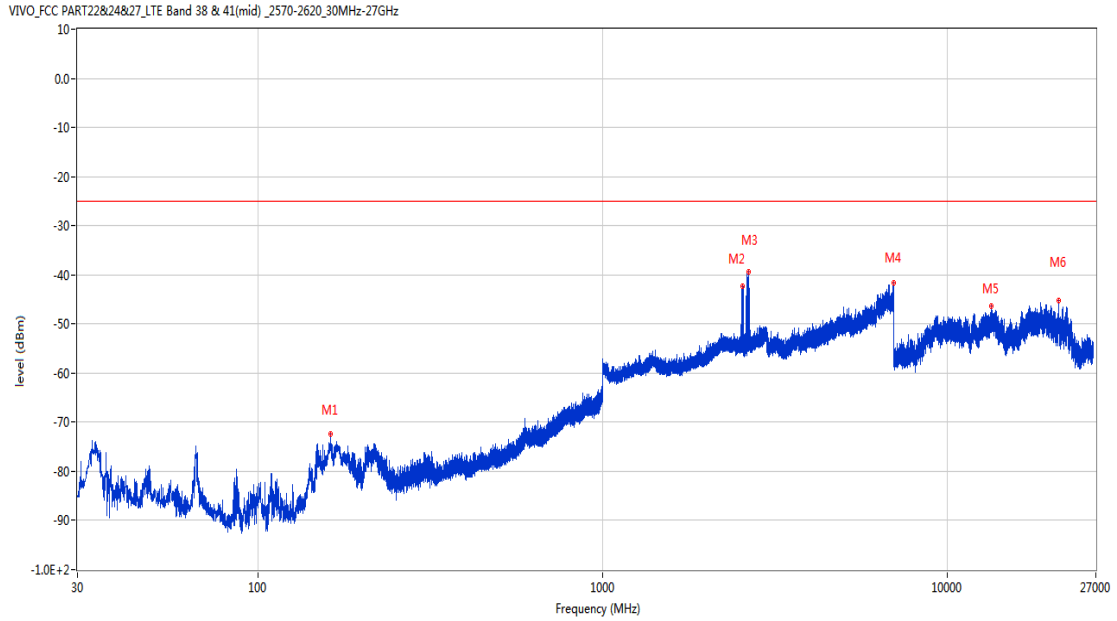
VIVO_FCC PART22&24&27_LTE Band 38 & 41(mid)_2570-2620_30MHz-27GHz



Frequency (MHz)	Result (dBm)	Factor (dB)	PK Limit (dBm)	Over Limit (dB)	Table (o)	ANT	EUT	Verdict
34.026	-74.02	-18.06	-25.0	-49.02	85.00	Horizontal	Vertical	Pass
2542.700	-47.74	0.96	-25.0	-22.74	105.00	Horizontal	Vertical	N/A
2605.700	-39.21	1.83	-25.0	-14.21	105.00	Horizontal	Vertical	N/A
6937.600	-41.97	11.92	-25.0	-16.97	360.00	Horizontal	Vertical	Pass
13439.849	-46.82	11.30	-25.0	-21.82	245.00	Horizontal	Vertical	Pass
19282.651	-45.74	15.20	-25.0	-20.74	336.00	Horizontal	Vertical	Pass

15.2 LTE Band 41 BW10, Middle Channel

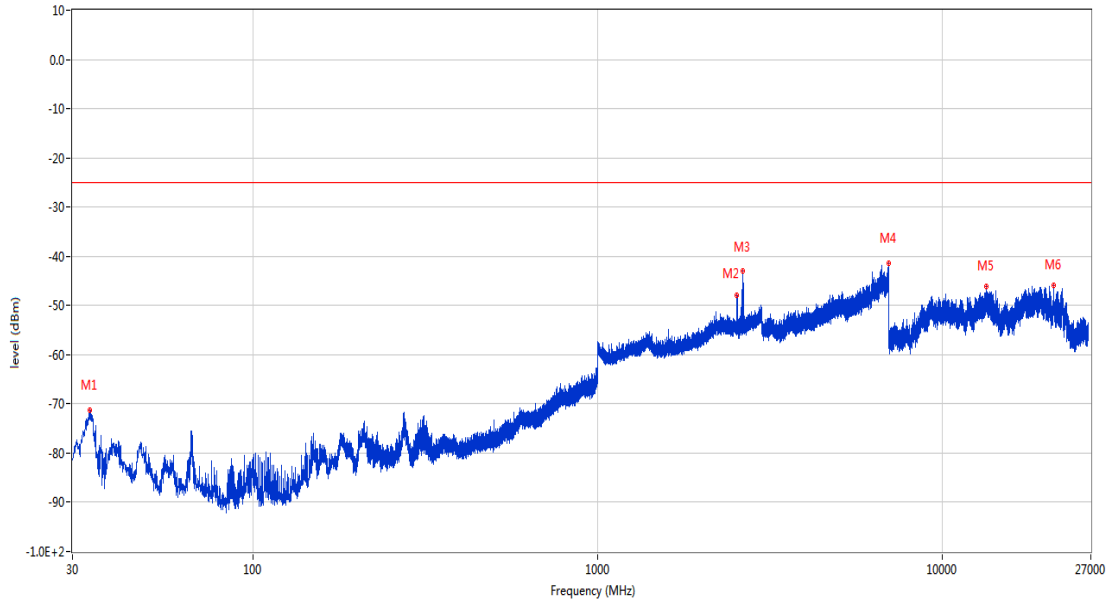
RSE-H&H LTE Band 41 BW10 CH40765



Frequency (MHz)	Result (dBm)	Factor (dB)	PK Limit (dBm)	Over Limit (dB)	Table (o)	ANT	EUT	Verdict
162.405	-72.30	-14.58	-25.0	-47.30	345.00	Horizontal	Horizontal	Pass
2549.400	-42.38	1.39	-25.0	-17.38	311.00	Horizontal	Horizontal	N/A
2656.100	-39.33	2.13	-25.0	-14.33	311.00	Horizontal	Horizontal	N/A
6979.000	-41.63	13.92	-25.0	-16.63	347.00	Horizontal	Horizontal	Pass
13433.287	-46.31	11.19	-25.0	-21.31	363.00	Horizontal	Horizontal	Pass
21026.425	-45.32	14.51	-25.0	-20.32	-3.00	Horizontal	Horizontal	Pass

RSE-H&V LTE Band 41 BW10 CH40765

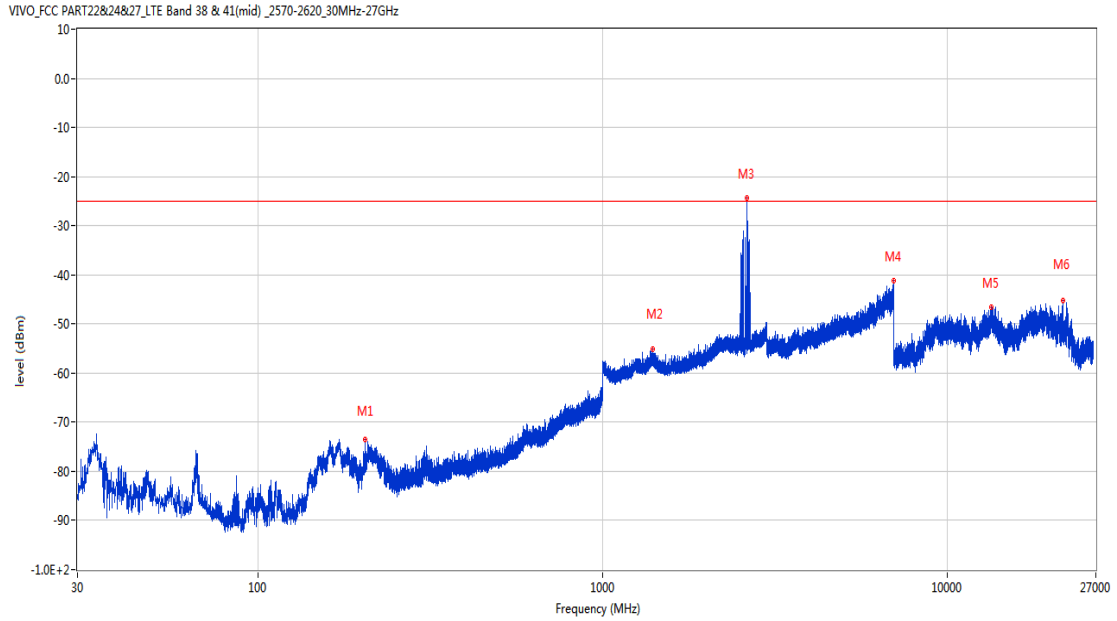
VIVO_FCC PART22&24&27_LTE Band 38 & 41(mid)_2570-2620_30MHz-27GHz



Frequency (MHz)	Result (dBm)	Factor (dB)	PK Limit (dBm)	Over Limit (dB)	Table (o)	ANT	EUT	Verdict
33.686	-71.21	-17.61	-25.0	-46.21	190.00	Horizontal	Vertical	Pass
2538.200	-47.92	1.12	-25.0	-22.92	114.00	Horizontal	Vertical	N/A
2636.000	-42.96	1.84	-25.0	-17.96	64.00	Horizontal	Vertical	N/A
6998.600	-41.44	13.64	-25.0	-16.44	308.00	Horizontal	Vertical	Pass
13428.300	-46.23	11.11	-25.0	-21.23	256.00	Horizontal	Vertical	Pass
21033.650	-45.86	14.51	-25.0	-20.86	224.00	Horizontal	Vertical	Pass

15.3 LTE Band 41 BW15, Middle Channel

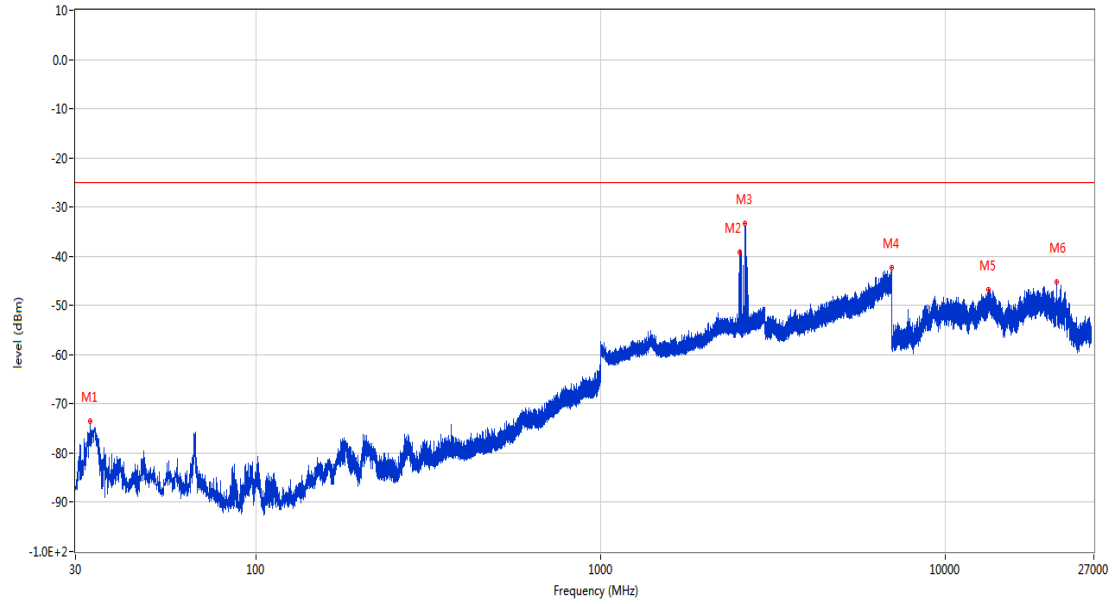
RSE-H&H LTE Band 41 BW15 CH40765



Frequency (MHz)	Result (dBm)	Factor (dB)	PK Limit (dBm)	Over Limit (dB)	Table (o)	ANT	EUT	Verdict
204.600	-73.54	-15.66	-25.0	-48.54	314.00	Horizontal	Horizontal	Pass
1398.500	-55.07	-2.10	-25.0	-30.07	275.00	Horizontal	Horizontal	Pass
2631.700	-24.45	1.99	-25.0	0.55	275.00	Horizontal	Horizontal	N/A
6983.400	-41.17	13.86	-25.0	-16.17	17.00	Horizontal	Horizontal	Pass
13441.688	-46.52	11.34	-25.0	-21.52	267.00	Horizontal	Horizontal	Pass
21623.126	-45.33	14.70	-25.0	-20.33	50.00	Horizontal	Horizontal	Pass

RSE-H&V LTE Band 41 BW15 CH40765

VIVO_FCC PART22&24&27_LTE Band 38 & 41(mid)_2570-2620_30MHz-27GHz

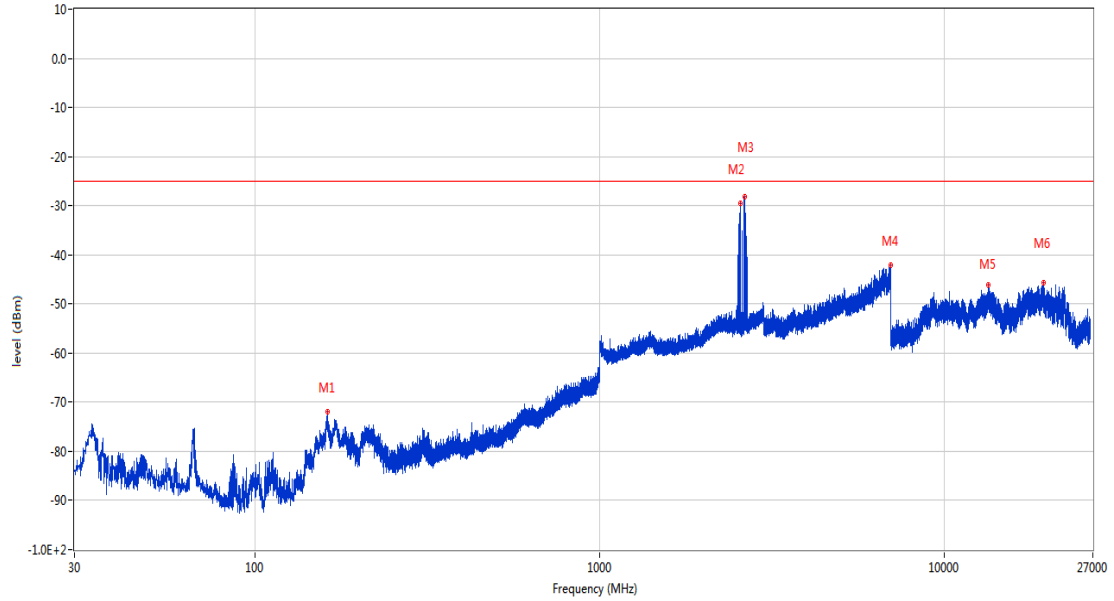


Frequency (MHz)	Result (dBm)	Factor (dB)	PK Limit (dBm)	Over Limit (dB)	Table (o)	ANT	EUT	Verdict
33.007	-73.62	-16.65	-25.0	-48.62	248.00	Horizontal	Vertical	Pass
2540.200	-39.17	0.99	-25.0	-14.17	166.00	Horizontal	Vertical	N/A
2630.500	-33.39	2.04	-25.0	-8.39	57.00	Horizontal	Vertical	N/A
6988.800	-42.27	13.49	-25.0	-17.27	297.00	Horizontal	Vertical	Pass
13327.500	-46.90	10.82	-25.0	-21.90	363.00	Horizontal	Vertical	Pass
21029.825	-45.32	14.51	-25.0	-20.32	225.00	Horizontal	Vertical	Pass

15.4 LTE Band 41 BW20, Middle Channel

RSE-H&H LTE Band 41 BW20 CH40765

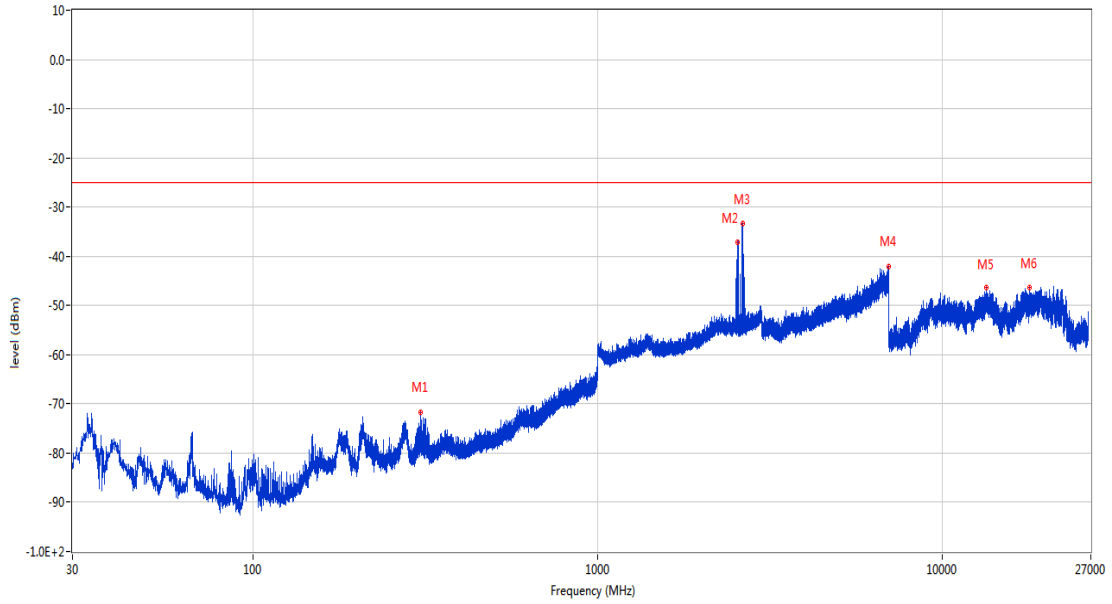
VIVO_FCC PART228,24&27_LTE Band 38 & 41(mid)_2570-2620,30MHz-27GHz



Frequency (MHz)	Result (dBm)	Factor (dB)	PK Limit (dBm)	Over Limit (dB)	Table (o)	ANT	EUT	Verdict
162.502	-72.02	-14.58	-25.0	-47.02	363.00	Horizontal	Horizontal	Pass
2561.200	-29.60	1.40	-25.0	-4.60	277.00	Horizontal	Horizontal	N/A
2632.200	-28.27	1.94	-25.0	-3.27	101.00	Horizontal	Horizontal	N/A
6996.800	-42.15	13.59	-25.0	-17.15	300.00	Horizontal	Horizontal	Pass
13443.787	-46.19	11.38	-25.0	-21.19	363.00	Horizontal	Horizontal	Pass
19391.025	-45.62	14.74	-25.0	-20.62	-3.00	Horizontal	Horizontal	Pass

RSE-H&V LTE Band 41 BW20 CH40765

VIVO_FCC PART22&24&27_LTE Band 38 & 41(mid)_2570-2620_30MHz-27GHz

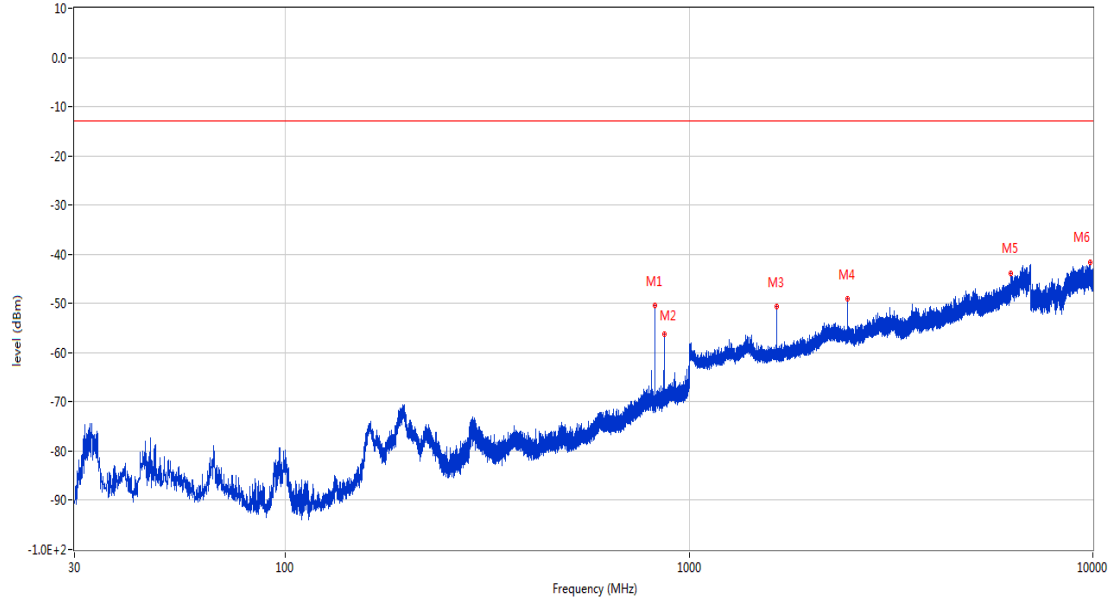


Frequency (MHz)	Result (dBm)	Factor (dB)	PK Limit (dBm)	Over Limit (dB)	Table (o)	ANT	EUT	Verdict
306.159	-71.67	-11.51	-25.0	-46.67	81.00	Horizontal	Vertical	Pass
2553.600	-37.10	1.34	-25.0	-12.10	116.00	Horizontal	Vertical	N/A
2632.700	-33.43	1.90	-25.0	-8.43	116.00	Horizontal	Vertical	N/A
6978.800	-42.19	13.94	-25.0	-17.19	358.00	Horizontal	Vertical	Pass
13434.338	-46.44	11.21	-25.0	-21.44	363.00	Horizontal	Vertical	Pass
17887.912	-46.42	9.77	-25.0	-21.42	134.00	Horizontal	Vertical	Pass

Down Antenna
 GSM
 16 GSM 850
 16.1 GSM 850 Low Channel

RSE-H&H GSM 850 CH128

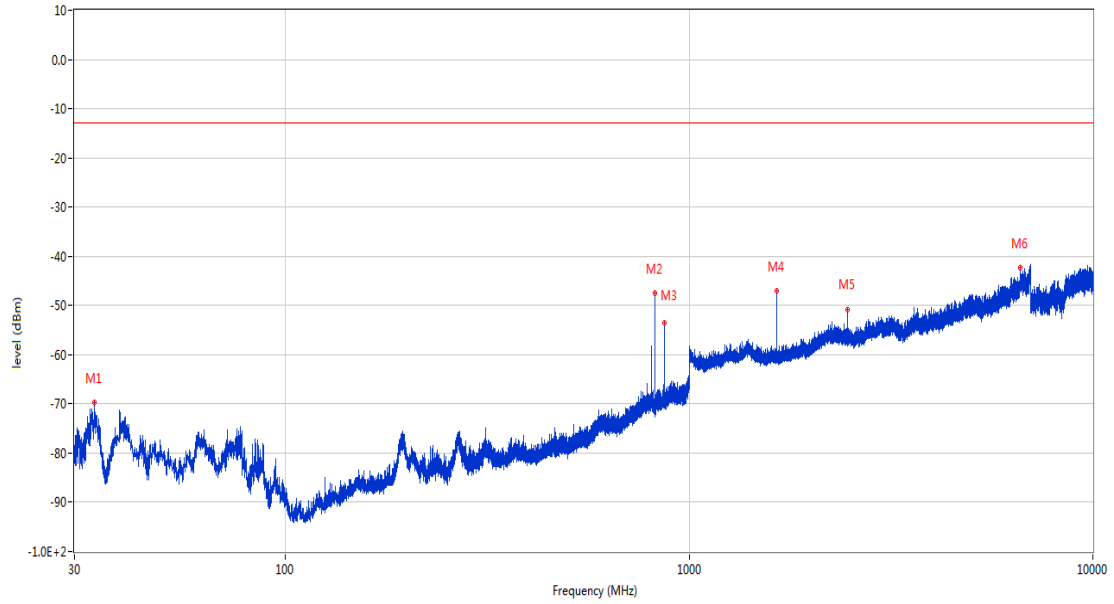
VIVO_FCC PART228,24&27_GSM 850 & CDMA BCO & WCDMA Bands & LTE Band 5 & 26_814-849_30MHz-10GHz



Frequency (MHz)	Result (dBm)	Factor (dB)	PK Limit (dBm)	Over Limit (dB)	Table (o)	ANT	EUT	Verdict
824.188	-50.41	2.22	-13.0	-37.41	146.00	Horizontal	Horizontal	N/A
869.147	-56.19	2.38	-13.0	-43.19	66.00	Horizontal	Horizontal	N/A
1648.900	-50.53	-5.86	-13.0	-37.53	339.00	Horizontal	Horizontal	Pass
2473.100	-49.02	-1.26	-13.0	-36.02	146.00	Horizontal	Horizontal	Pass
6273.200	-43.77	11.14	-13.0	-30.77	279.00	Horizontal	Horizontal	Pass
9856.600	-41.57	16.57	-13.0	-28.57	-1.00	Horizontal	Horizontal	Pass

RSE-V&V GSM 850 CH128

VIVO_FCC PART22&24&27_GSM 850 & CDMA BC0 & WCDMA Band5 & LTE Band 5 & 26_814-849_30MHz-10GHz

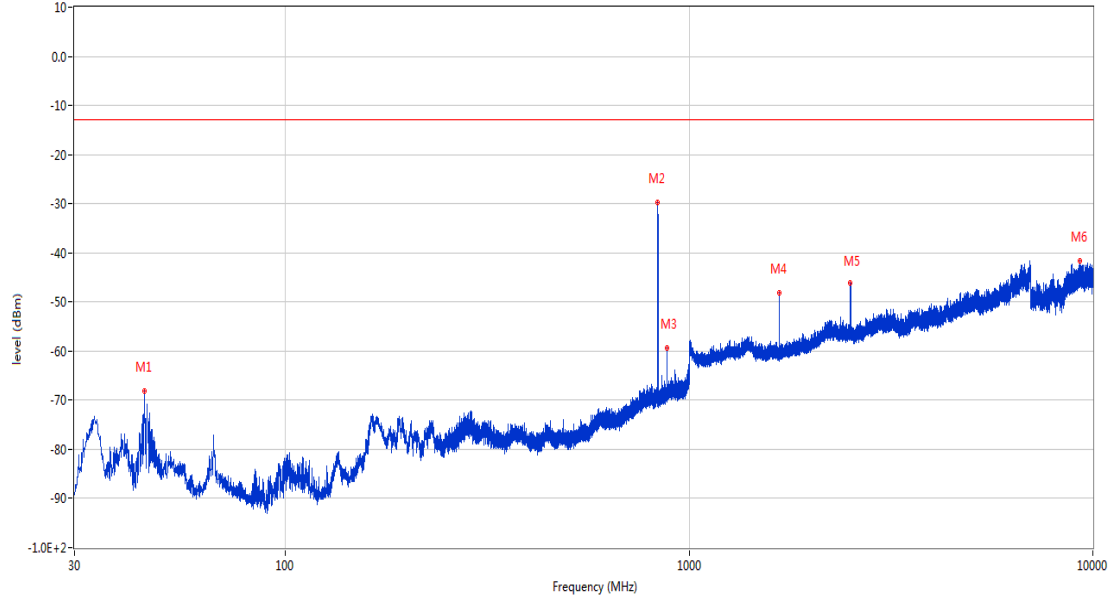


Frequency (MHz)	Result (dBm)	Factor (dB)	PK Limit (dBm)	Over Limit (dB)	Table (o)	ANT	EUT	Verdict
33.589	-69.77	-17.63	-13.0	-56.77	313.00	Vertical	Vertical	Pass
824.188	-47.54	2.22	-13.0	-34.54	43.00	Vertical	Vertical	N/A
869.147	-53.62	2.38	-13.0	-40.62	350.00	Vertical	Vertical	N/A
1648.700	-47.03	-5.85	-13.0	-34.03	345.00	Vertical	Vertical	Pass
2472.800	-50.91	-1.28	-13.0	-37.91	0.00	Vertical	Vertical	Pass
6603.000	-42.32	11.94	-13.0	-29.32	280.00	Vertical	Vertical	Pass

16.2 GSM 850 Middle Channel

RSE-H&H GSM 850 CH190

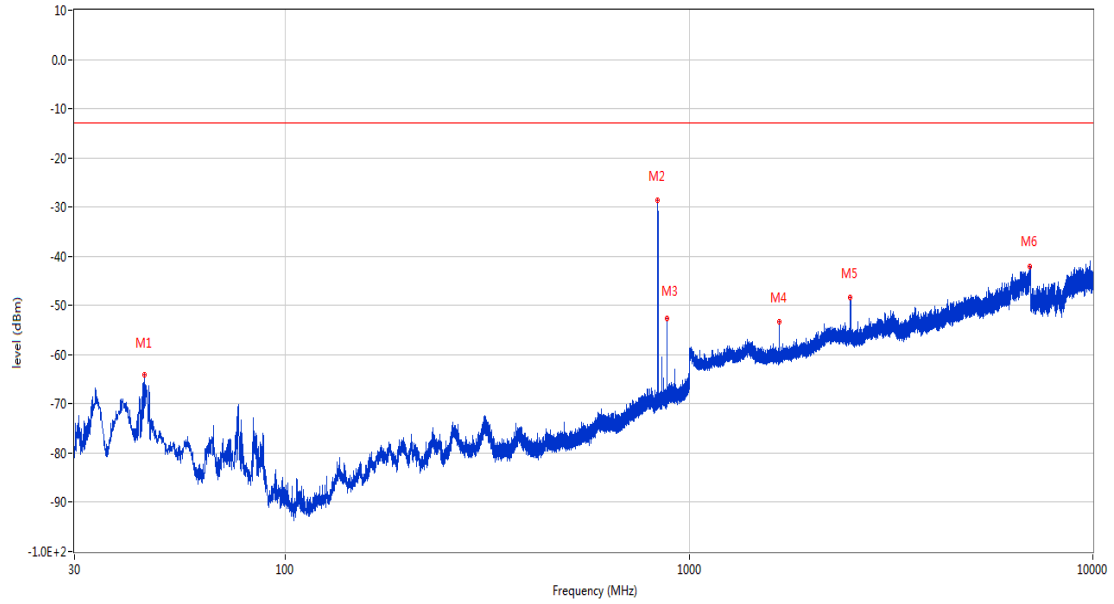
VIVO_FCC PART22&24&27_GSM 850 & CDMA BC0 & WCDMA Band5 & LTE Band 5 & 26_814-849_30MHz-10GHz



Frequency (MHz)	Result (dBm)	Factor (dB)	PK Limit (dBm)	Over Limit (dB)	Table (o)	ANT	EUT	Verdict
44.696	-68.12	-15.84	-13.0	-55.12	5.00	Horizontal	Horizontal	Pass
836.604	-29.70	2.59	-13.0	-16.70	283.00	Horizontal	Horizontal	N/A
881.563	-59.34	2.80	-13.0	-46.34	177.00	Horizontal	Horizontal	N/A
1673.700	-48.11	-5.82	-13.0	-35.11	312.00	Horizontal	Horizontal	Pass
2510.500	-46.11	-1.03	-13.0	-33.11	118.00	Horizontal	Horizontal	Pass
9282.099	-41.74	15.15	-13.0	-28.74	-3.00	Horizontal	Horizontal	Pass

RSE-V&V GSM 850 CH190

VIVO_FCC PART22&24&27_GSM 850 & CDMA BC0 & WCDMA Band5 & LTE Band 5 & 26_814-849_30MHz-10GHz

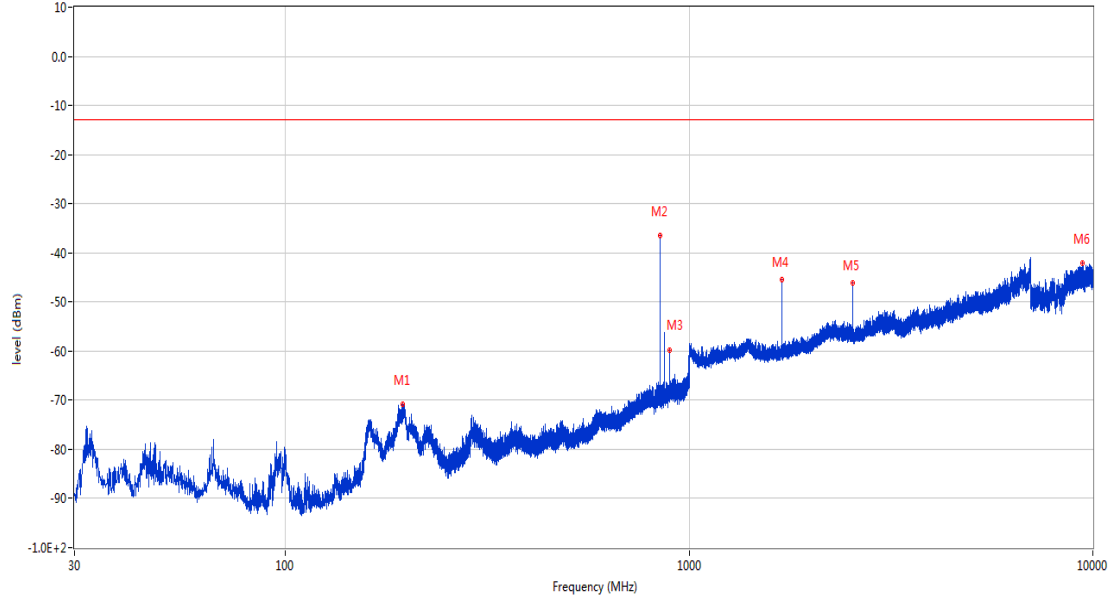


Frequency (MHz)	Result (dBm)	Factor (dB)	PK Limit (dBm)	Over Limit (dB)	Table (o)	ANT	EUT	Verdict
44.647	-64.06	-15.75	-13.0	-51.06	149.00	Vertical	Vertical	Pass
836.555	-28.61	2.59	-13.0	-15.61	349.00	Vertical	Vertical	N/A
881.612	-52.53	2.81	-13.0	-39.53	360.00	Vertical	Vertical	N/A
1673.500	-53.33	-5.84	-13.0	-40.33	165.00	Vertical	Vertical	Pass
2510.200	-48.47	-0.99	-13.0	-35.47	311.00	Vertical	Vertical	Pass
6981.600	-42.03	13.84	-13.0	-29.03	307.00	Vertical	Vertical	Pass

16.3 GSM 850 High Channel

RSE-H&H GSM 850 CH251

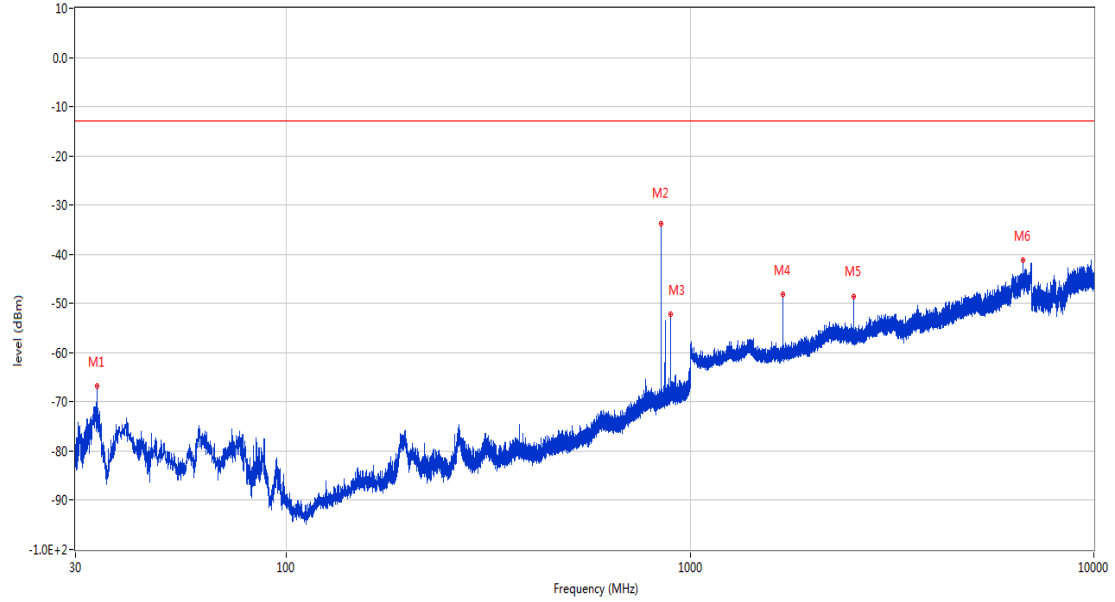
VIVO_FCC PART22&24&27_GSM 850 & CDMA BC0 & WCDMA Band5 & LTE Band 5 & 26_814-849_30MHz-10GHz



Frequency (MHz)	Result (dBm)	Factor (dB)	PK Limit (dBm)	Over Limit (dB)	Table (o)	ANT	EUT	Verdict
194.803	-70.89	-15.11	-13.0	-57.89	54.00	Horizontal	Horizontal	Pass
848.874	-36.43	2.46	-13.0	-23.43	146.00	Horizontal	Horizontal	N/A
893.785	-59.77	3.53	-13.0	-46.77	187.00	Horizontal	Horizontal	N/A
1697.900	-45.43	-5.63	-13.0	-32.43	310.00	Horizontal	Horizontal	Pass
2546.700	-46.20	-1.29	-13.0	-33.20	139.00	Horizontal	Horizontal	Pass
9446.350	-42.18	16.64	-13.0	-29.18	331.00	Horizontal	Horizontal	Pass

RSE-V&V GSM 850 CH251

VIVO_FCC PART22&24&27_GSM 850 & CDMA BC0 & WCDMA Band5 & LTE Band 5 & 26_814-849_30MHz-10GHz



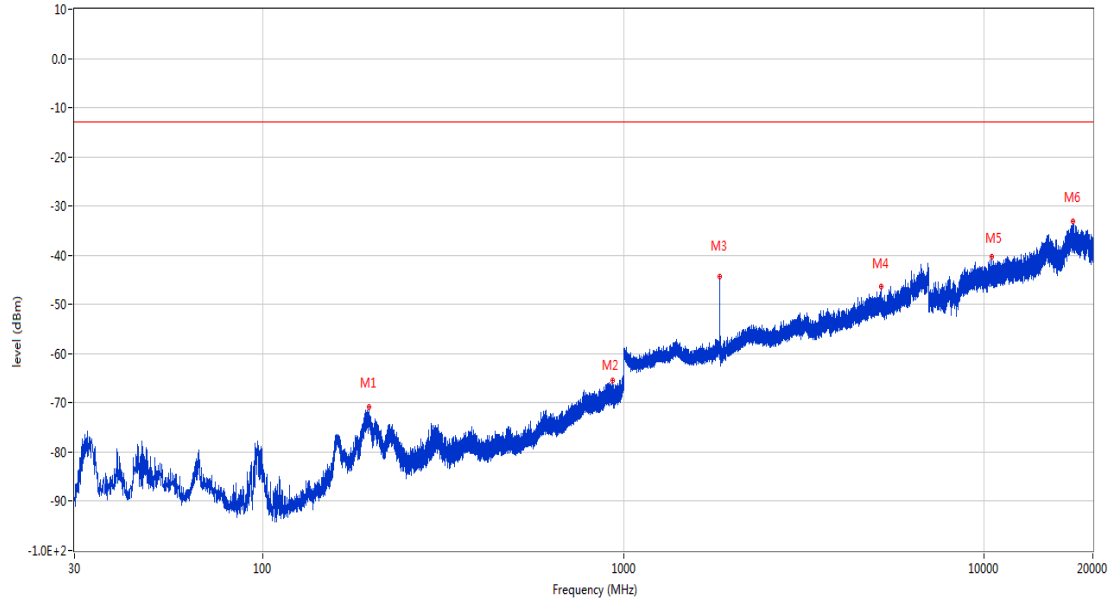
Frequency (MHz)	Result (dBm)	Factor (dB)	PK Limit (dBm)	Over Limit (dB)	Table (o)	ANT	EUT	Verdict
33.880	-66.68	-18.04	-13.0	-53.68	234.00	Vertical	Vertical	Pass
848.874	-33.83	2.46	-13.0	-20.83	206.00	Vertical	Vertical	N/A
893.785	-52.09	3.53	-13.0	-39.09	361.00	Vertical	Vertical	N/A
1698.200	-48.20	-5.63	-13.0	-35.20	306.00	Vertical	Vertical	Pass
2546.800	-48.53	-1.29	-13.0	-35.53	355.00	Vertical	Vertical	Pass
6686.400	-41.14	12.00	-13.0	-28.14	183.00	Vertical	Vertical	Pass

17 GSM 1900

17.1 GSM 1900 Low Channel

RSE-H&H GSM 1900 CH512

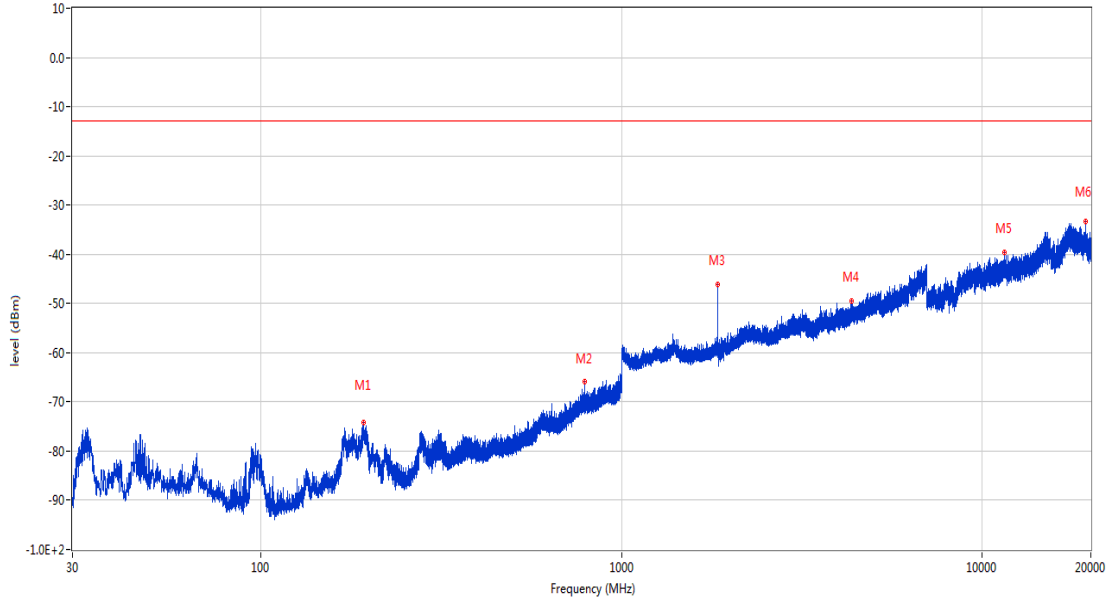
VIVO_FCC PART22&24&27_GSM 1900 & CDMA BC1 & WCDMA Band 2 & LTE Band 2 & 25_1830-1920_30MHz-20GHz



Frequency (MHz)	Result (dBm)	Factor (dB)	PK Limit (dBm)	Over Limit (dB)	Table (o)	ANT	EUT	Verdict
196.646	-70.80	-16.50	-13.0	-57.80	230.00	Horizontal	Horizontal	Pass
931.712	-65.47	3.31	-13.0	-52.47	342.00	Horizontal	Horizontal	Pass
1850.500	-44.42	-4.40	-13.0	-31.42	57.00	Horizontal	Horizontal	N/A
5173.000	-46.45	7.35	-13.0	-33.45	274.00	Horizontal	Horizontal	Pass
10485.937	-40.35	16.24	-13.0	-27.35	360.00	Horizontal	Horizontal	Pass
17594.812	-33.17	22.03	-13.0	-20.17	361.00	Horizontal	Horizontal	Pass

RSE-H&V GSM 1900 CH512

VIVO_FCC PART22&24&27_GSM 1900 & CDMA BC1 & WCDMA Band 2 & LTE Band 2 & 25_1830-1920_30MHz-20GHz

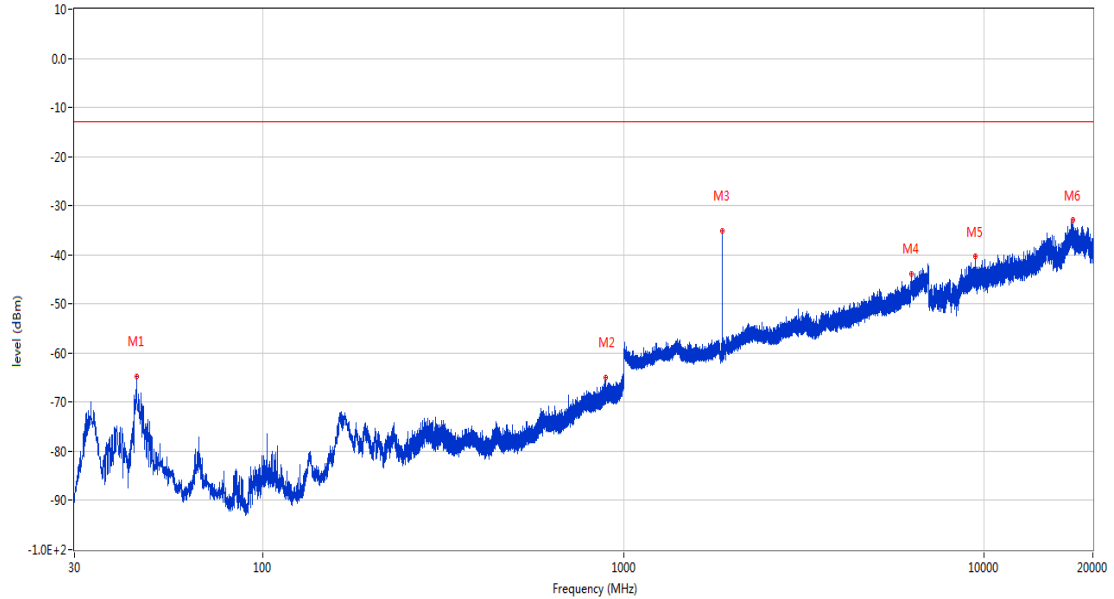


Frequency (MHz)	Result (dBm)	Factor (dB)	PK Limit (dBm)	Over Limit (dB)	Table (o)	ANT	EUT	Verdict
192.475	-74.27	-15.01	-13.0	-61.27	76.00	Horizontal	Vertical	Pass
787.861	-65.91	1.80	-13.0	-52.91	141.00	Horizontal	Vertical	Pass
1850.500	-46.08	-4.40	-13.0	-33.08	198.00	Horizontal	Vertical	N/A
4351.000	-49.53	6.62	-13.0	-36.53	165.00	Horizontal	Vertical	Pass
11519.213	-39.65	17.50	-13.0	-26.65	312.00	Horizontal	Vertical	Pass
19381.938	-33.43	26.70	-13.0	-20.43	38.00	Horizontal	Vertical	Pass

17.2 GSM 1900 Middle Channel

RSE-H&H GSM 1900 CH661

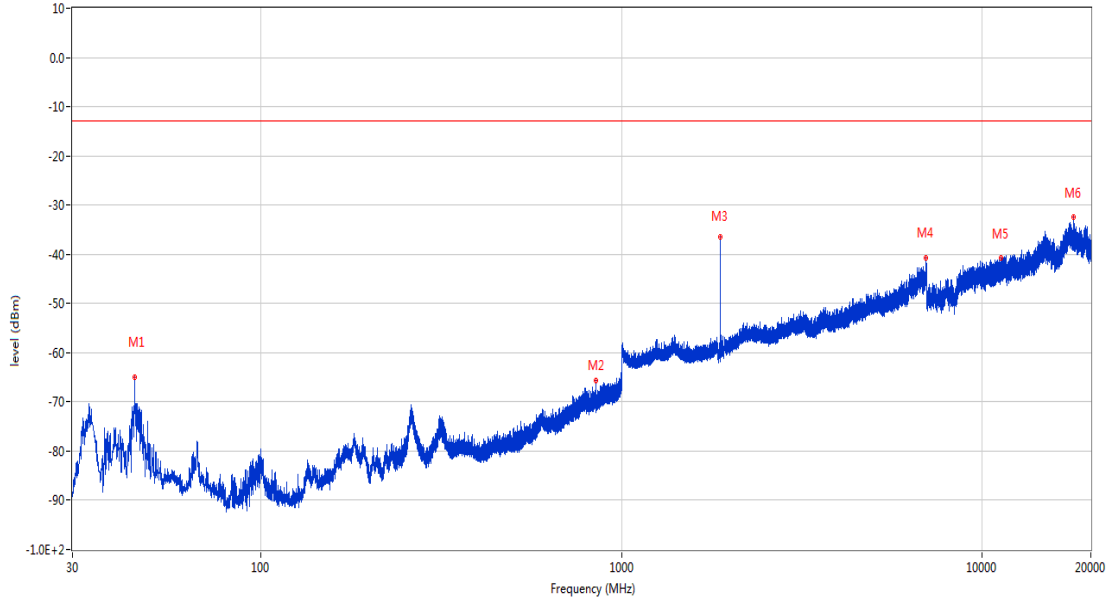
VIVO_FCC PART228&24&27_GSM 1900 & CDMA BC1 & WCDMA Band 2 & LTE Band 2 & 25_1830-1920_30MHz-20GHz



Frequency (MHz)	Result (dBm)	Factor (dB)	PK Limit (dBm)	Over Limit (dB)	Table (o)	ANT	EUT	Verdict
44.599	-64.69	-15.60	-13.0	-51.69	10.00	Horizontal	Horizontal	Pass
892.136	-64.88	3.36	-13.0	-51.88	360.00	Horizontal	Horizontal	Pass
1880.400	-35.06	-4.03	-13.0	-22.06	126.00	Horizontal	Horizontal	N/A
6266.200	-43.95	10.50	-13.0	-30.95	357.00	Horizontal	Horizontal	Pass
9454.387	-40.31	16.65	-13.0	-27.31	-2.00	Horizontal	Horizontal	Pass
17595.900	-32.99	22.02	-13.0	-19.99	8.00	Horizontal	Horizontal	Pass

RSE-H&V GSM 1900 CH661

VIVO_FCC PART22&24&27_GSM 1900 & CDMA BC1 & WCDMA Band 2 & LTE Band 2 & 25_1830-1920_30MHz-20GHz

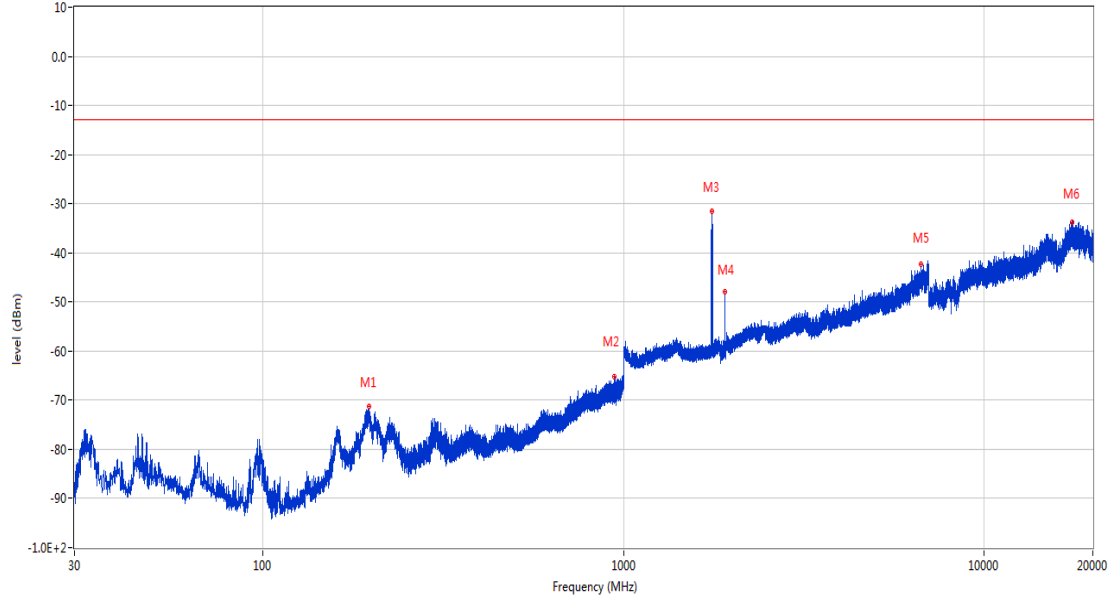


Frequency (MHz)	Result (dBm)	Factor (dB)	PK Limit (dBm)	Over Limit (dB)	Table (o)	ANT	EUT	Verdict
44.599	-64.98	-15.60	-13.0	-51.98	9.00	Horizontal	Vertical	Pass
850.377	-65.65	1.51	-13.0	-52.65	9.00	Horizontal	Vertical	Pass
1880.300	-36.55	-4.03	-13.0	-23.55	168.00	Horizontal	Vertical	N/A
6964.800	-40.68	13.15	-13.0	-27.68	130.00	Horizontal	Vertical	Pass
11262.188	-40.79	16.84	-13.0	-27.79	319.00	Horizontal	Vertical	Pass
17877.926	-32.37	22.59	-13.0	-19.37	-3.00	Horizontal	Vertical	Pass

17.3 GSM 1900 High Channel

RSE-H&H GSM 1900 CH810

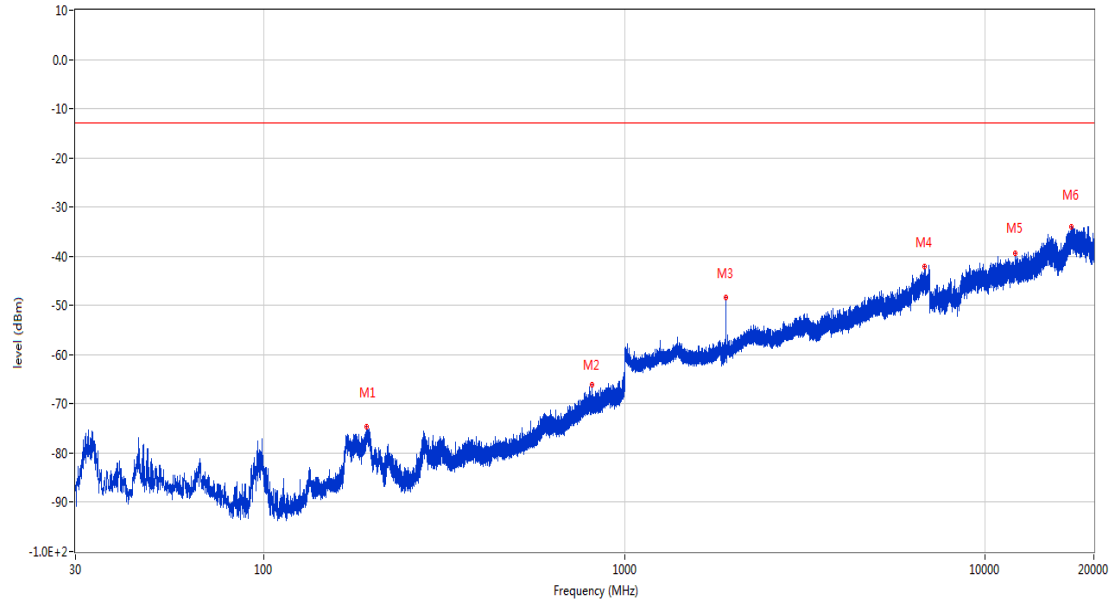
VIVO_FCC PART22&24&27_GSM 1900 & CDMA BC1 & WCDMA Band 2 & LTE Band 2 & 25_1830-1920_30MHz-20GHz



Frequency (MHz)	Result (dBm)	Factor (dB)	PK Limit (dBm)	Over Limit (dB)	Table (o)	ANT	EUT	Verdict
196.452	-71.21	-16.33	-13.0	-58.21	222.00	Horizontal	Horizontal	Pass
942.430	-65.19	3.18	-13.0	-52.19	268.00	Horizontal	Horizontal	Pass
1757.500	-31.56	-5.39	-13.0	-18.56	208.00	Horizontal	Horizontal	N/A
1910.200	-47.94	-3.79	-13.0	-34.94	67.00	Horizontal	Horizontal	N/A
6682.800	-42.34	11.87	-13.0	-29.34	1.00	Horizontal	Horizontal	Pass
17568.713	-33.73	22.35	-13.0	-20.73	175.00	Horizontal	Horizontal	Pass

RSE-H&V GSM 1900 CH810

VIVO_FCC PART22&24&27_GSM 1900 & CDMA BC1 & WCDMA Band 2 & LTE Band 2 & 25_1830-1920_30MHz-20GHz

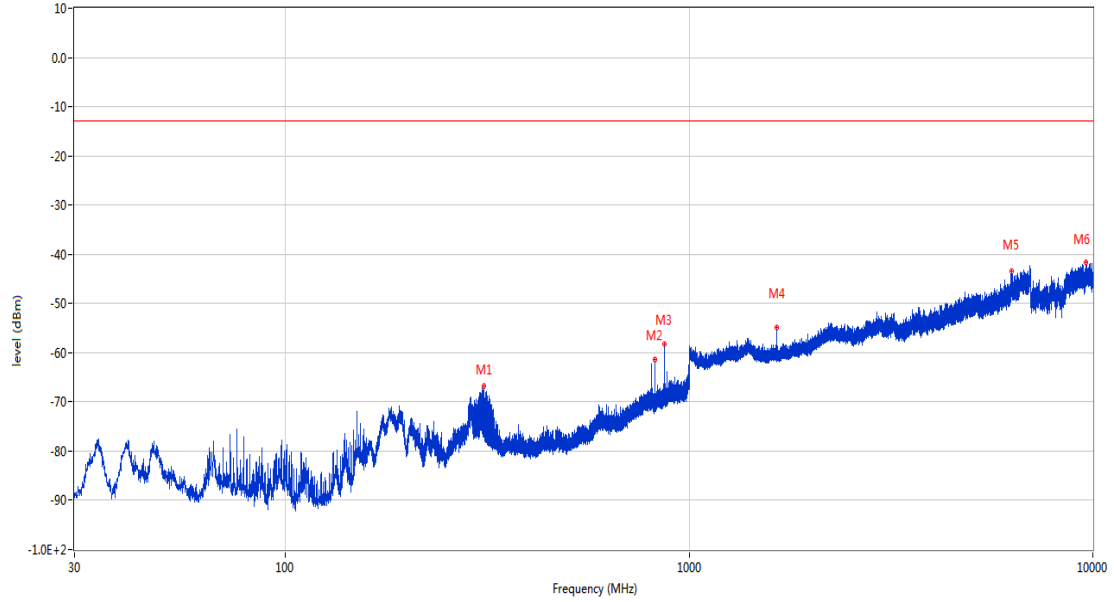


Frequency (MHz)	Result (dBm)	Factor (dB)	PK Limit (dBm)	Over Limit (dB)	Table (o)	ANT	EUT	Verdict
192.960	-74.72	-15.03	-13.0	-61.72	99.00	Horizontal	Vertical	Pass
812.499	-66.19	1.38	-13.0	-53.19	80.00	Horizontal	Vertical	Pass
1910.200	-48.45	-3.79	-13.0	-35.45	179.00	Horizontal	Vertical	Pass
6784.000	-42.17	12.15	-13.0	-29.17	308.00	Horizontal	Vertical	Pass
12118.362	-39.35	18.15	-13.0	-26.35	288.00	Horizontal	Vertical	Pass
17369.338	-33.93	21.85	-13.0	-20.93	78.00	Horizontal	Vertical	Pass

EGPRS
 18 EGPRS 850
 18.1 EGPRS 850 Low Channel

RSE-H&H EGPRS 850 CH128

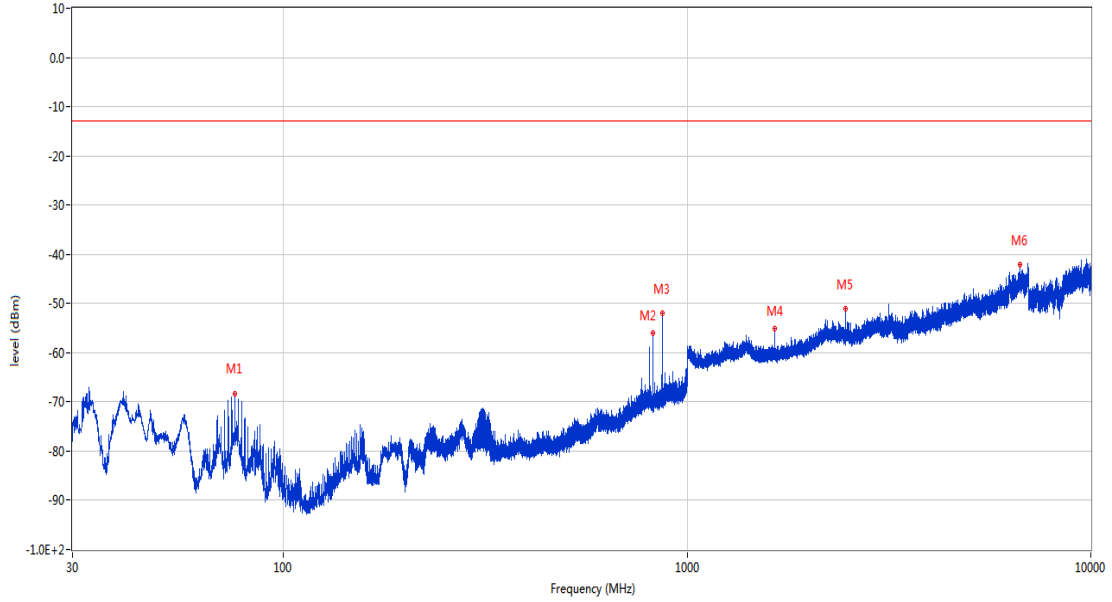
VIVO_FCC PART228,24&27_GSM 850 & CDMA BCO & WCDMA Bands & LTE Band 5 & 26_814-849_30MHz-10GHz



Frequency (MHz)	Result (dBm)	Factor (dB)	PK Limit (dBm)	Over Limit (dB)	Table (o)	ANT	EUT	Verdict
310.573	-66.81	-12.08	-13.0	-53.81	-2.00	Horizontal	Horizontal	Pass
824.236	-61.34	2.22	-13.0	-48.34	360.00	Horizontal	Horizontal	N/A
869.244	-58.31	2.38	-13.0	-45.31	0.00	Horizontal	Horizontal	N/A
1648.900	-54.83	-5.86	-13.0	-41.83	360.00	Horizontal	Horizontal	Pass
6307.600	-43.34	10.46	-13.0	-30.34	280.00	Horizontal	Horizontal	Pass
9611.800	-41.68	16.38	-13.0	-28.68	263.00	Horizontal	Horizontal	Pass

RSE-V&V EGPRS 850 CH128

VIVO_FCC PART22&24&27_GSM 850 & CDMA BC0 & WCDMA Band5 & LTE Band 5 & 26_814-849_30MHz-10GHz

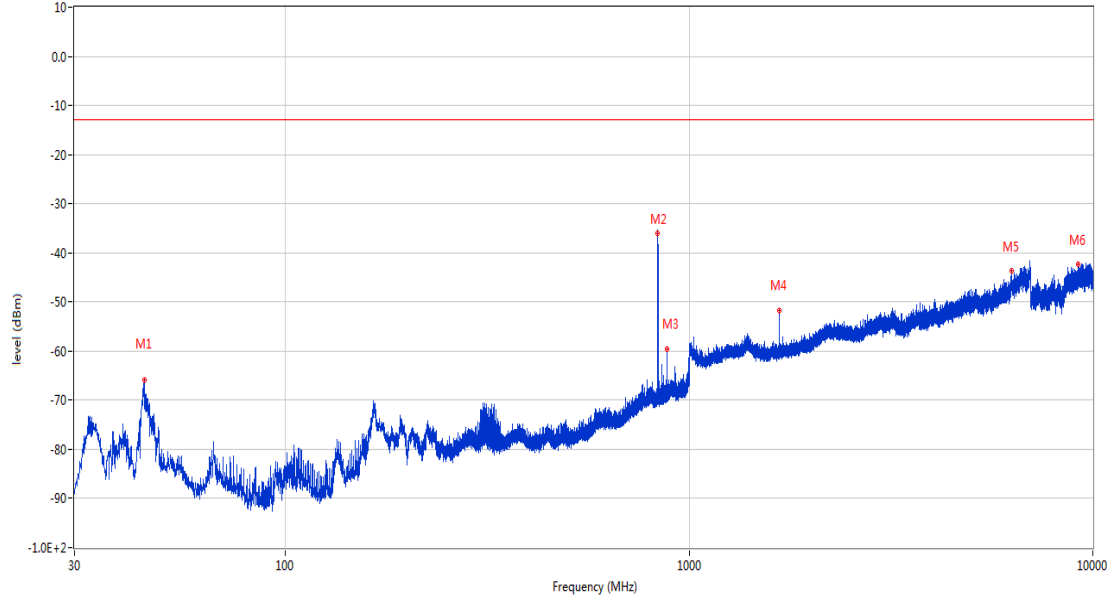


Frequency (MHz)	Result (dBm)	Factor (dB)	PK Limit (dBm)	Over Limit (dB)	Table (o)	ANT	EUT	Verdict
75.832	-68.26	-17.60	-13.0	-55.26	2.00	Vertical	Vertical	Pass
824.188	-55.93	2.22	-13.0	-42.93	301.00	Vertical	Vertical	N/A
869.196	-52.07	2.38	-13.0	-39.07	2.00	Vertical	Vertical	N/A
1648.600	-55.08	-5.85	-13.0	-42.08	320.00	Vertical	Vertical	Pass
2472.900	-51.12	-1.27	-13.0	-38.12	360.00	Vertical	Vertical	Pass
6676.400	-42.08	11.72	-13.0	-29.08	145.00	Vertical	Vertical	Pass

18.2 EGPRS 850 Middle Channel

RSE-H&H EGPRS 850 CH190

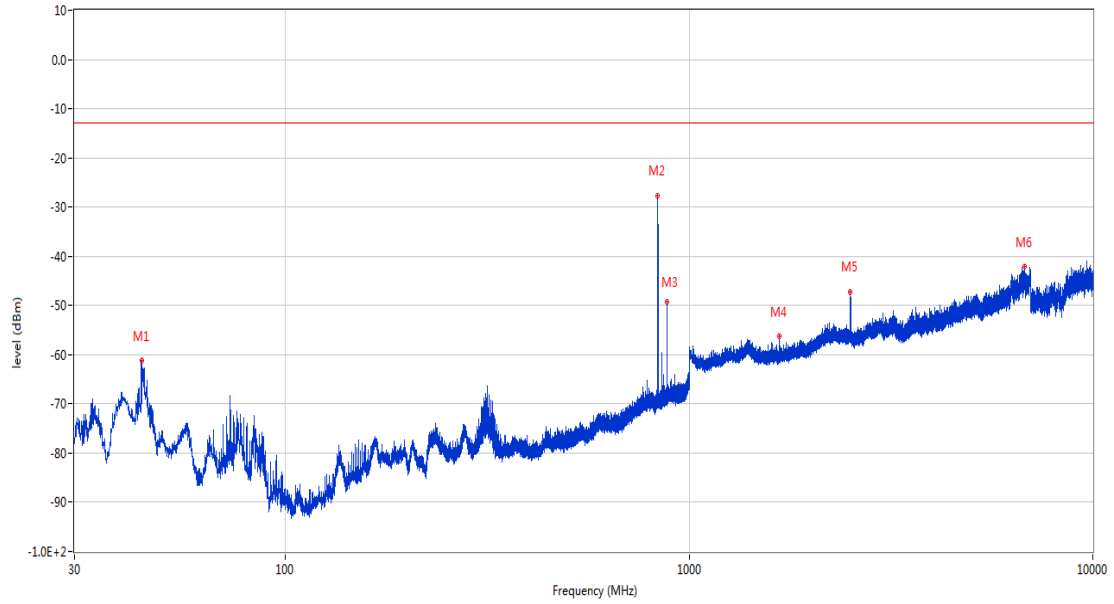
VIVO_FCC PART22&24&27_GSM 850 & CDMA BCO & WCDMA Band5 & LTE Band 5 & 26_814-849_30MHz-10GHz



Frequency (MHz)	Result (dBm)	Factor (dB)	PK Limit (dBm)	Over Limit (dB)	Table (o)	ANT	EUT	Verdict
44.647	-65.97	-15.75	-13.0	-52.97	286.00	Horizontal	Horizontal	Pass
836.652	-36.04	2.60	-13.0	-23.04	307.00	Horizontal	Horizontal	N/A
881.563	-59.50	2.80	-13.0	-46.50	73.00	Horizontal	Horizontal	N/A
1673.500	-51.64	-5.84	-13.0	-38.64	311.00	Horizontal	Horizontal	Pass
6280.600	-43.64	11.28	-13.0	-30.64	93.00	Horizontal	Horizontal	Pass
9206.500	-42.38	15.34	-13.0	-29.38	-3.00	Horizontal	Horizontal	Pass

RSE-V&V EGPRS 850 CH190

VIVO_FCC PART22&24&27_GSM 850 & CDMA BC0 & WCDMA Band5 & LTE Band 5 & 26_814-849_30MHz-10GHz

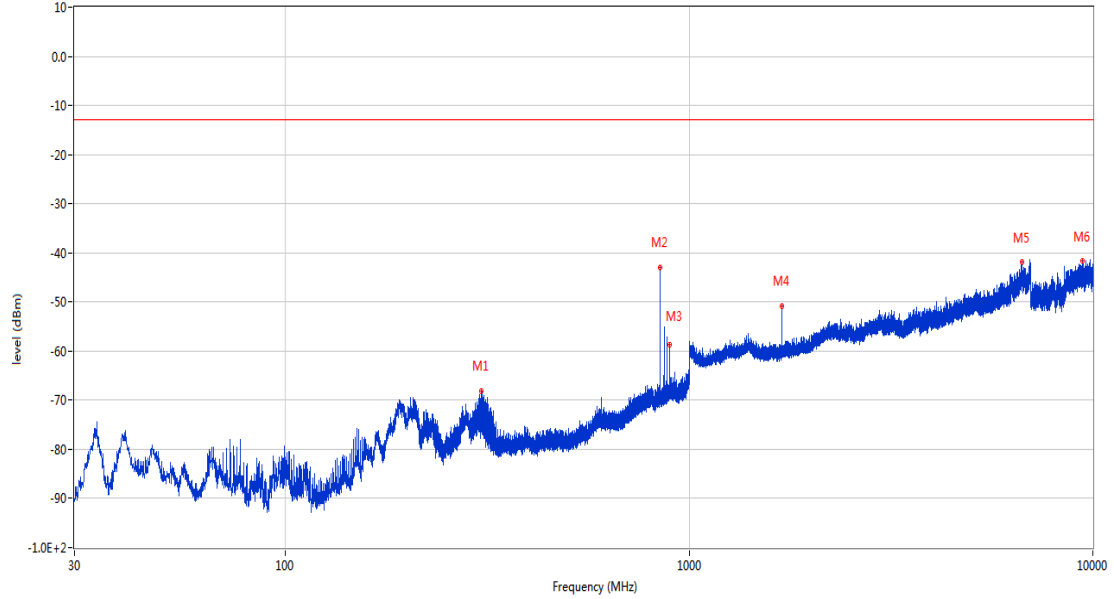


Frequency (MHz)	Result (dBm)	Factor (dB)	PK Limit (dBm)	Over Limit (dB)	Table (o)	ANT	EUT	Verdict
43.968	-61.26	-14.63	-13.0	-48.26	281.00	Vertical	Vertical	Pass
836.604	-27.66	2.59	-13.0	-14.66	211.00	Vertical	Vertical	N/A
881.514	-49.33	2.80	-13.0	-36.33	166.00	Vertical	Vertical	N/A
1673.500	-56.21	-5.84	-13.0	-43.21	289.00	Vertical	Vertical	Pass
2510.200	-47.33	-0.99	-13.0	-34.33	311.00	Vertical	Vertical	Pass
6770.600	-42.07	11.54	-13.0	-29.07	363.00	Vertical	Vertical	Pass

18.3 EGPRS 850 High Channel

RSE-H&H EGPRS 850 CH251

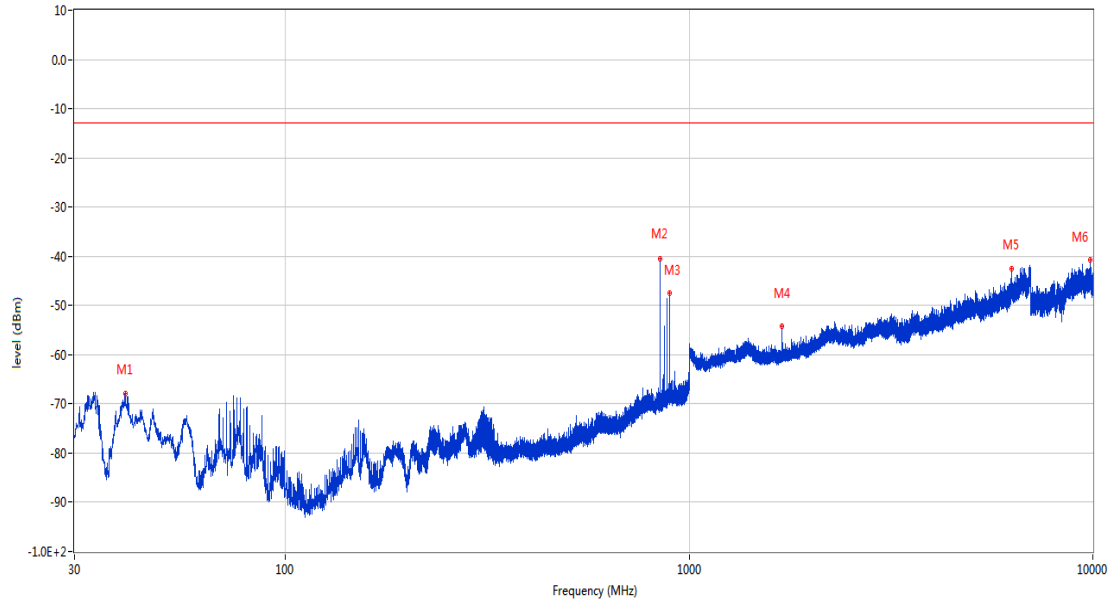
VIVO_FCC PART22&24&27_GSM 850 & CDMA BCO & WCDMA Band5 & LTE Band 5 & 26_814-849_30MHz-10GHz



Frequency (MHz)	Result (dBm)	Factor (dB)	PK Limit (dBm)	Over Limit (dB)	Table (o)	ANT	EUT	Verdict
306.207	-68.18	-12.46	-13.0	-55.18	269.00	Horizontal	Horizontal	Pass
848.825	-42.88	2.47	-13.0	-29.88	211.00	Horizontal	Horizontal	N/A
893.737	-58.79	3.53	-13.0	-45.79	0.00	Horizontal	Horizontal	N/A
1697.800	-50.91	-5.62	-13.0	-37.91	309.00	Horizontal	Horizontal	Pass
6677.800	-41.95	11.75	-13.0	-28.95	209.00	Horizontal	Horizontal	Pass
9441.250	-41.72	16.50	-13.0	-28.72	275.00	Horizontal	Horizontal	Pass

RSE-V&V EGPRS 850 CH251

VIVO_FCC PART22&24&27_GSM 850 & CDMA BC0 & WCDMA Band5 & LTE Band 5 & 26_814-849_30MHz-10GHz



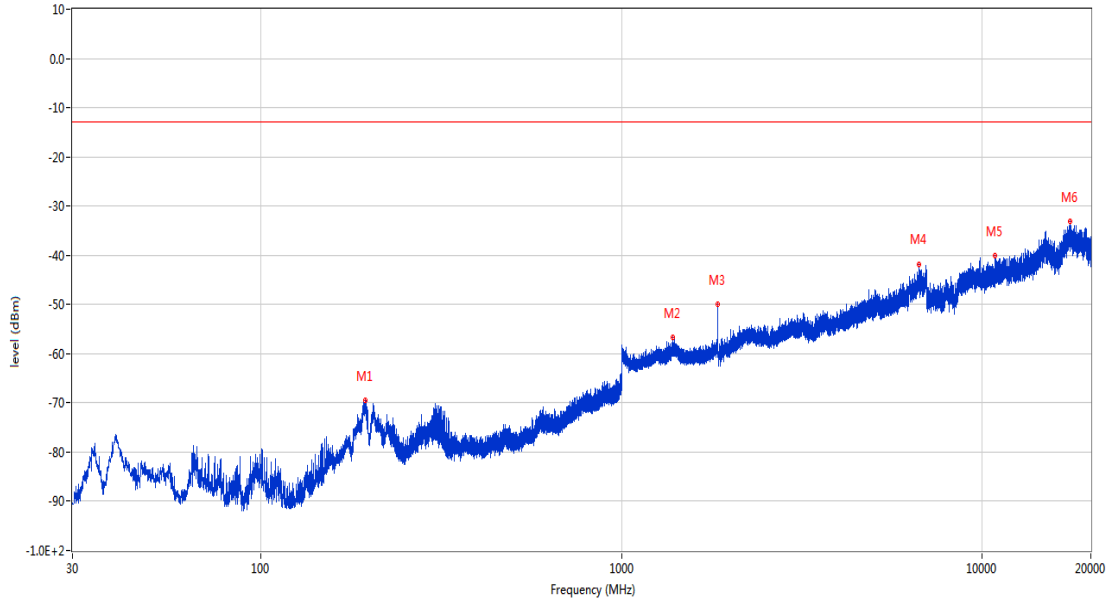
Frequency (MHz)	Result (dBm)	Factor (dB)	PK Limit (dBm)	Over Limit (dB)	Table (o)	ANT	EUT	Verdict
40.039	-67.95	-18.56	-13.0	-54.95	267.00	Vertical	Vertical	Pass
848.874	-40.44	2.46	-13.0	-27.44	298.00	Vertical	Vertical	N/A
893.737	-47.47	3.53	-13.0	-34.47	25.00	Vertical	Vertical	N/A
1697.900	-54.18	-5.63	-13.0	-41.18	298.00	Vertical	Vertical	Pass
6291.600	-42.59	11.26	-13.0	-29.59	146.00	Vertical	Vertical	Pass
9845.950	-40.81	16.95	-13.0	-27.81	53.00	Vertical	Vertical	Pass

19 EGPRS 1900

19.1 EGPRS 1900 Low Channel

RSE-H&H EGPRS 1900 CH512

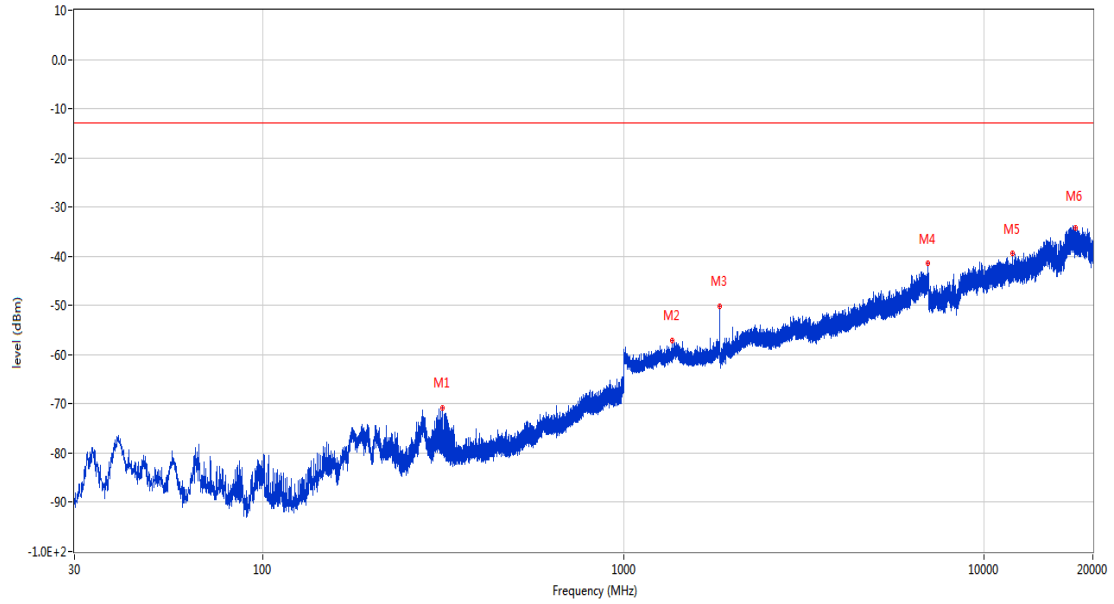
VIVO_FCC PART22&24&27_GSM 1900 & CDMA BC1 & WCDMA Band 2 & LTE Band 2 & 25_1830-1920_30MHz-20GHz



Frequency (MHz)	Result (dBm)	Factor (dB)	PK Limit (dBm)	Over Limit (dB)	Table (o)	ANT	EUT	Verdict
194.560	-69.49	-15.05	-13.0	-56.49	253.00	Horizontal	Horizontal	Pass
1386.500	-56.78	-4.16	-13.0	-43.78	363.00	Horizontal	Horizontal	Pass
1850.600	-50.02	-4.40	-13.0	-37.02	133.00	Horizontal	Horizontal	N/A
6675.200	-41.77	11.70	-13.0	-28.77	68.00	Horizontal	Horizontal	Pass
10857.099	-40.09	17.56	-13.0	-27.09	361.00	Horizontal	Horizontal	Pass
17505.636	-33.13	21.18	-13.0	-20.13	327.00	Horizontal	Horizontal	Pass

RSE-H&V EGPRS 1900 CH512

VIVO_FCC PART22&24&27_GSM 1900 & CDMA BC1 & WCDMA Band 2 & LTE Band 2 & 25_1830-1920_30MHz-20GHz

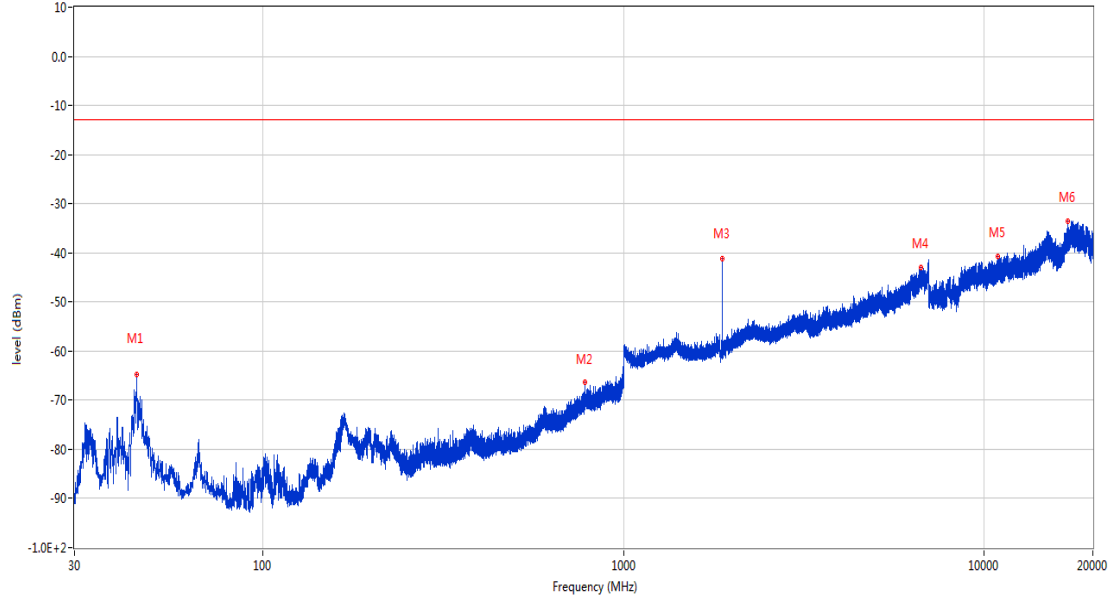


Frequency (MHz)	Result (dBm)	Factor (dB)	PK Limit (dBm)	Over Limit (dB)	Table (o)	ANT	EUT	Verdict
314.938	-70.78	-11.85	-13.0	-57.78	272.00	Horizontal	Vertical	Pass
1365.100	-57.18	-4.72	-13.0	-44.18	188.00	Horizontal	Vertical	Pass
1850.400	-50.07	-4.40	-13.0	-37.07	219.00	Horizontal	Vertical	N/A
6977.600	-41.48	13.86	-13.0	-28.48	-3.00	Horizontal	Vertical	Pass
11965.412	-39.42	17.69	-13.0	-26.42	1.00	Horizontal	Vertical	Pass
17889.161	-34.15	22.75	-13.0	-21.15	238.00	Horizontal	Vertical	Pass

19.2 EGPRS 1900 Middle Channel

RSE-H&H EGPRS 1900 CH661

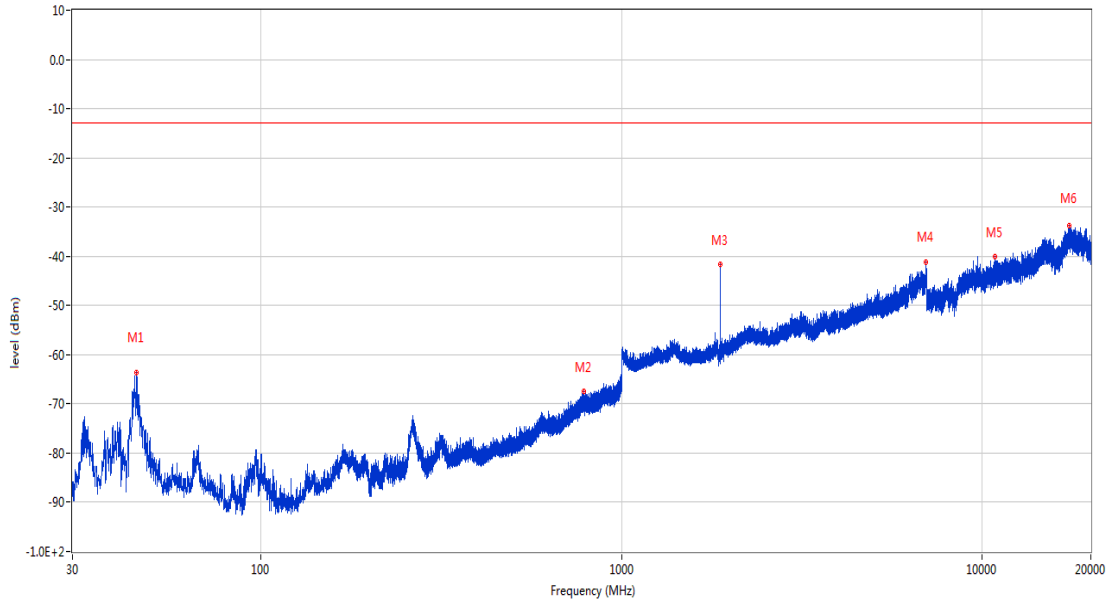
VIVO_FCC PART22&24&27_GSM 1900 & CDMA BC1 & WCDMA Band 2 & LTE Band 2 & 25_1830-1920_30MHz-20GHz



Frequency (MHz)	Result (dBm)	Factor (dB)	PK Limit (dBm)	Over Limit (dB)	Table (o)	ANT	EUT	Verdict
44.599	-64.75	-15.60	-13.0	-51.75	-3.00	Horizontal	Horizontal	Pass
780.247	-66.27	1.61	-13.0	-53.27	177.00	Horizontal	Horizontal	Pass
1880.300	-41.22	-4.03	-13.0	-28.22	124.00	Horizontal	Horizontal	N/A
6682.400	-43.00	11.85	-13.0	-30.00	1.00	Horizontal	Horizontal	Pass
10897.350	-40.84	17.64	-13.0	-27.84	100.00	Horizontal	Horizontal	Pass
17061.213	-33.59	20.36	-13.0	-20.59	259.00	Horizontal	Horizontal	Pass

RSE-H&V EGPRS 1900 CH661

VIVO_FCC PART22&24&27_GSM 1900 & CDMA BC1 & WCDMA Band 2 & LTE Band 2 & 25_1830-1920_30MHz-20GHz

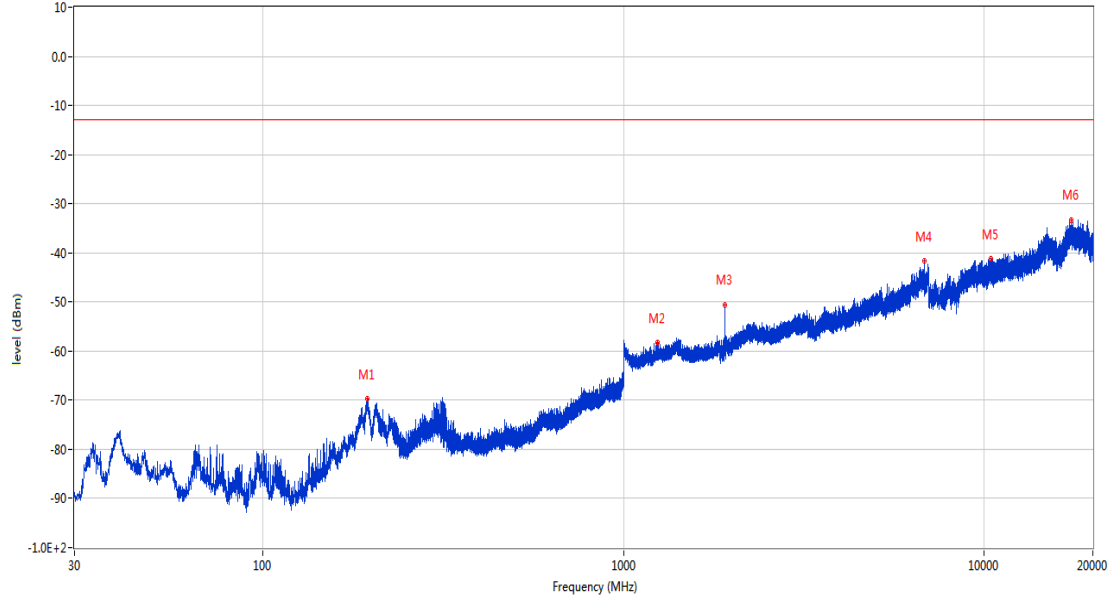


Frequency (MHz)	Result (dBm)	Factor (dB)	PK Limit (dBm)	Over Limit (dB)	Table (o)	ANT	EUT	Verdict
45.229	-63.61	-16.60	-13.0	-50.61	194.00	Horizontal	Vertical	Pass
786.988	-67.42	1.81	-13.0	-54.42	361.00	Horizontal	Vertical	Pass
1880.400	-41.71	-4.03	-13.0	-28.71	128.00	Horizontal	Vertical	N/A
6978.400	-41.16	13.94	-13.0	-28.16	359.00	Horizontal	Vertical	Pass
10857.099	-40.02	17.56	-13.0	-27.02	-3.00	Horizontal	Vertical	Pass
17405.587	-33.72	22.70	-13.0	-20.72	144.00	Horizontal	Vertical	Pass

19.3 EGPRS 1900 High Channel

RSE-H&H EGPRS 1900 CH810

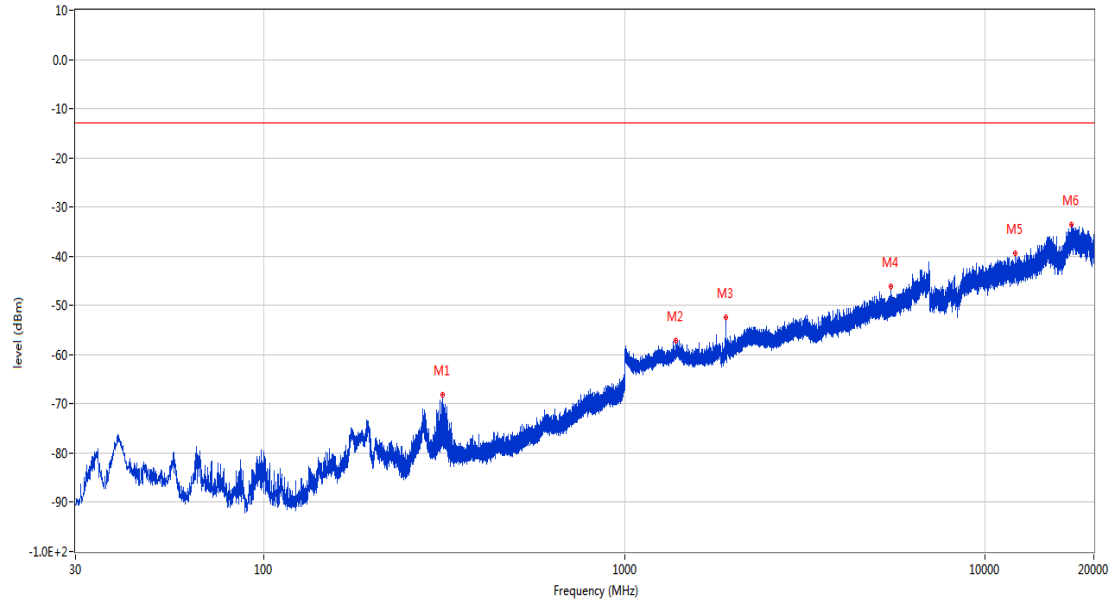
VIVO_FCC PART228,24&27_GSM 1900 & CDMA BC1 & WCDMA Band 2 & LTE Band 2 & 25_1830-1920_30MHz-20GHz



Frequency (MHz)	Result (dBm)	Factor (dB)	PK Limit (dBm)	Over Limit (dB)	Table (o)	ANT	EUT	Verdict
194.706	-69.75	-15.05	-13.0	-56.75	249.00	Horizontal	Horizontal	Pass
1240.000	-58.22	-5.29	-13.0	-45.22	163.00	Horizontal	Horizontal	Pass
1910.400	-50.52	-3.79	-13.0	-37.52	35.00	Horizontal	Horizontal	N/A
6805.400	-41.72	12.16	-13.0	-28.72	264.00	Horizontal	Horizontal	Pass
10404.287	-41.25	16.80	-13.0	-28.25	190.00	Horizontal	Horizontal	Pass
17426.250	-33.39	22.50	-13.0	-20.39	100.00	Horizontal	Horizontal	Pass

RSE-H&V EGPRS 1900 CH810

VIVO_FCC PART22&24&27_GSM 1900 & CDMA BC1 & WCDMA Band 2 & LTE Band 2 & 25_1830-1920_30MHz-20GHz

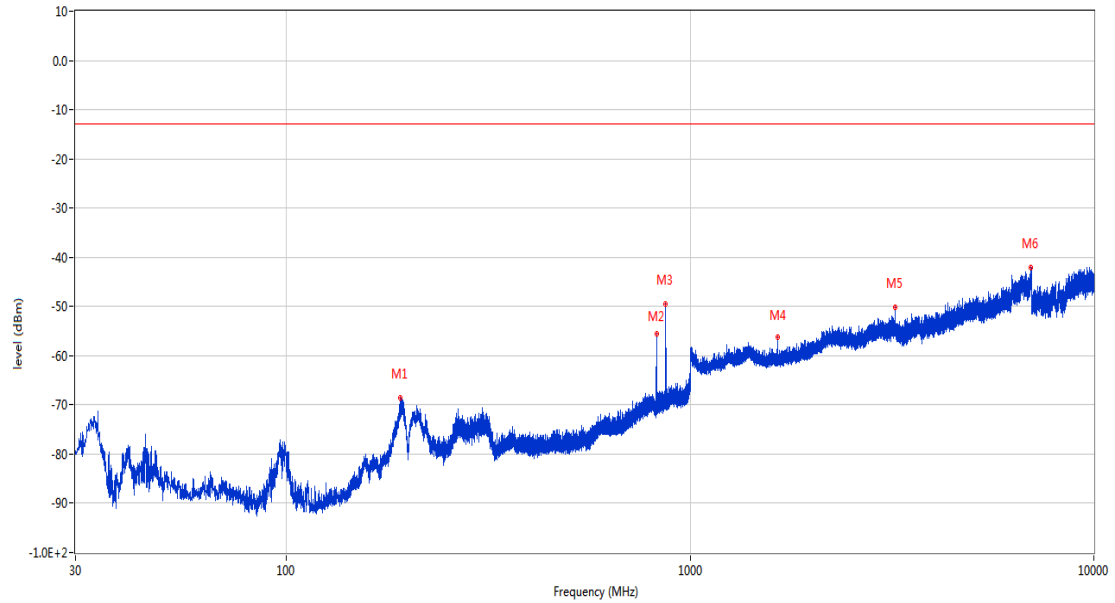


Frequency (MHz)	Result (dBm)	Factor (dB)	PK Limit (dBm)	Over Limit (dB)	Table (o)	ANT	EUT	Verdict
313.434	-68.15	-11.93	-13.0	-55.15	305.00	Horizontal	Vertical	Pass
1389.100	-57.19	-4.14	-13.0	-44.19	264.00	Horizontal	Vertical	Pass
1910.100	-52.43	-3.79	-13.0	-39.43	173.00	Horizontal	Vertical	N/A
5473.000	-46.19	7.26	-13.0	-33.19	361.00	Horizontal	Vertical	Pass
12089.612	-39.49	18.02	-13.0	-26.49	215.00	Horizontal	Vertical	Pass
17375.500	-33.55	22.07	-13.0	-20.55	316.00	Horizontal	Vertical	Pass

CDMA
 20 CDMA BC0
 20.1 CDMA BC0 Low Channel

RSE-H&H CDMA BC0 CH1013

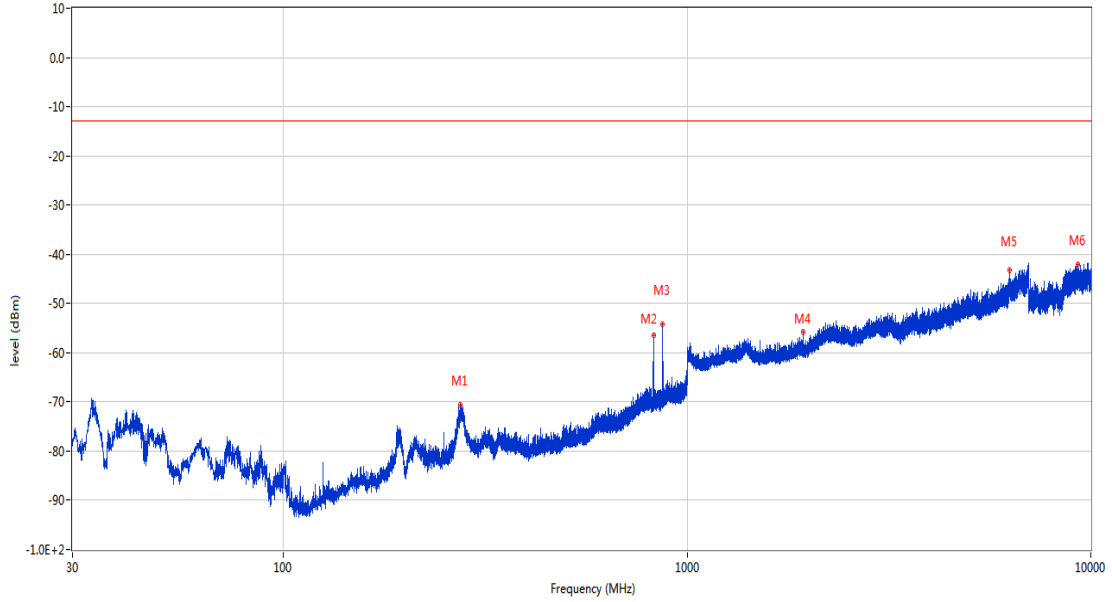
VIVO_FCC PART228,24&27_GSM 850 & CDMA BC0 & WCDMA Band5 & LTE Band 5 & 26_814-849_30MHz-10GHz



Frequency (MHz)	Result (dBm)	Factor (dB)	PK Limit (dBm)	Over Limit (dB)	Table (o)	ANT	EUT	Verdict
191.408	-68.60	-14.92	-13.0	-55.60	234.00	Horizontal	Horizontal	Pass
825.206	-55.52	2.25	-13.0	-42.52	247.00	Horizontal	Horizontal	N/A
869.729	-49.46	2.38	-13.0	-36.46	360.00	Horizontal	Horizontal	N/A
1649.700	-56.14	-5.85	-13.0	-43.14	42.00	Horizontal	Horizontal	Pass
3223.200	-50.17	4.01	-13.0	-37.17	152.00	Horizontal	Horizontal	Pass
6978.000	-42.02	13.90	-13.0	-29.02	275.00	Horizontal	Horizontal	Pass

RSE-V&V CDMA BC0 CH1013

VIVO_FCC PART22&24&27_GSM 850 & CDMA BC0 & WCDMA Band5 & LTE Band 5 & 26_814-849_30MHz-10GHz

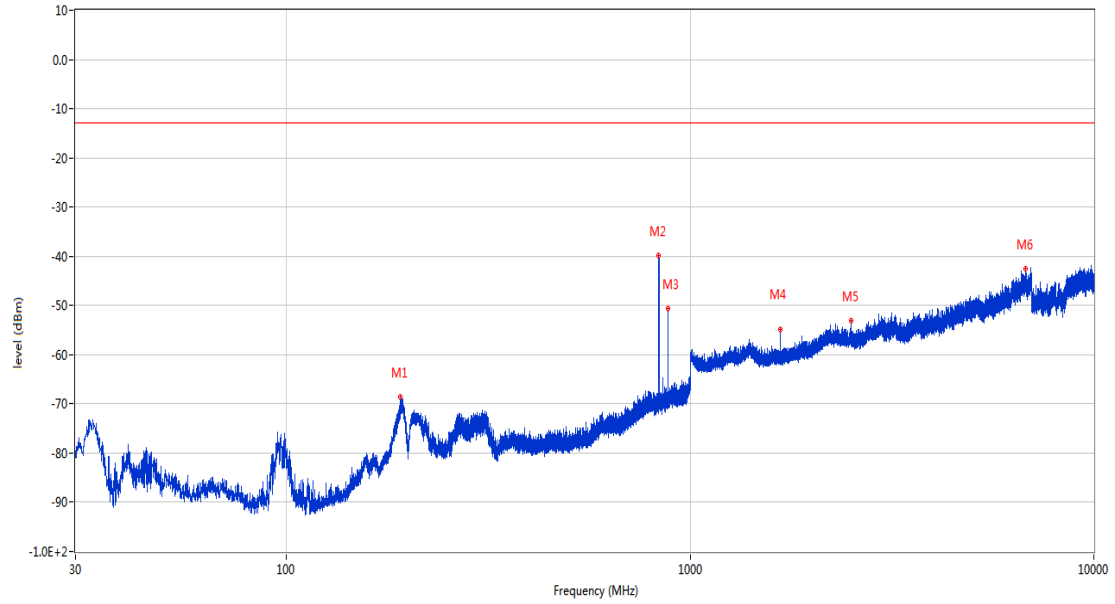


Frequency (MHz)	Result (dBm)	Factor (dB)	PK Limit (dBm)	Over Limit (dB)	Table (o)	ANT	EUT	Verdict
274.294	-70.59	-12.62	-13.0	-57.59	6.00	Vertical	Vertical	Pass
825.157	-56.48	2.25	-13.0	-43.48	355.00	Vertical	Vertical	N/A
869.729	-54.26	2.38	-13.0	-41.26	178.00	Vertical	Vertical	N/A
1941.000	-55.88	-4.79	-13.0	-42.88	0.00	Vertical	Vertical	Pass
6290.000	-43.30	11.32	-13.0	-30.30	363.00	Vertical	Vertical	Pass
9290.500	-42.01	15.33	-13.0	-29.01	-1.00	Vertical	Vertical	Pass

20.2 CDMA BC0 Middle Channel

RSE-H&H CDMA BC0 CH384

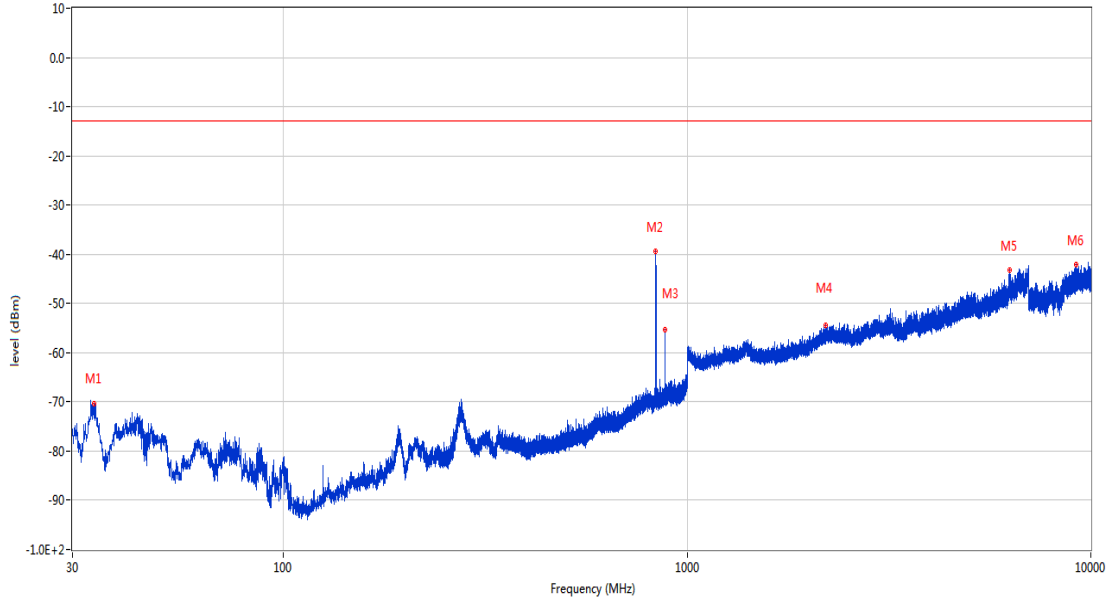
VIVO_FCC PART22&24&27_GSM 850 & CDMA BC0 & WCDMA Band5 & LTE Band 5 & 26_814-849_30MHz-10GHz



Frequency (MHz)	Result (dBm)	Factor (dB)	PK Limit (dBm)	Over Limit (dB)	Table (o)	ANT	EUT	Verdict
191.602	-68.64	-14.92	-13.0	-55.64	260.00	Horizontal	Horizontal	Pass
836.555	-39.82	2.59	-13.0	-26.82	244.00	Horizontal	Horizontal	N/A
881.806	-50.58	2.83	-13.0	-37.58	196.00	Horizontal	Horizontal	N/A
1672.700	-54.82	-5.90	-13.0	-41.82	18.00	Horizontal	Horizontal	Pass
2509.900	-53.15	-0.95	-13.0	-40.15	145.00	Horizontal	Horizontal	Pass
6770.400	-42.64	11.53	-13.0	-29.64	50.00	Horizontal	Horizontal	Pass

RSE-V&V CDMA BC0 CH384

VIVO_FCC PART22&24&27_GSM 850 & CDMA BC0 & WCDMA Band5 & LTE Band 5 & 26_814-849_30MHz-10GHz

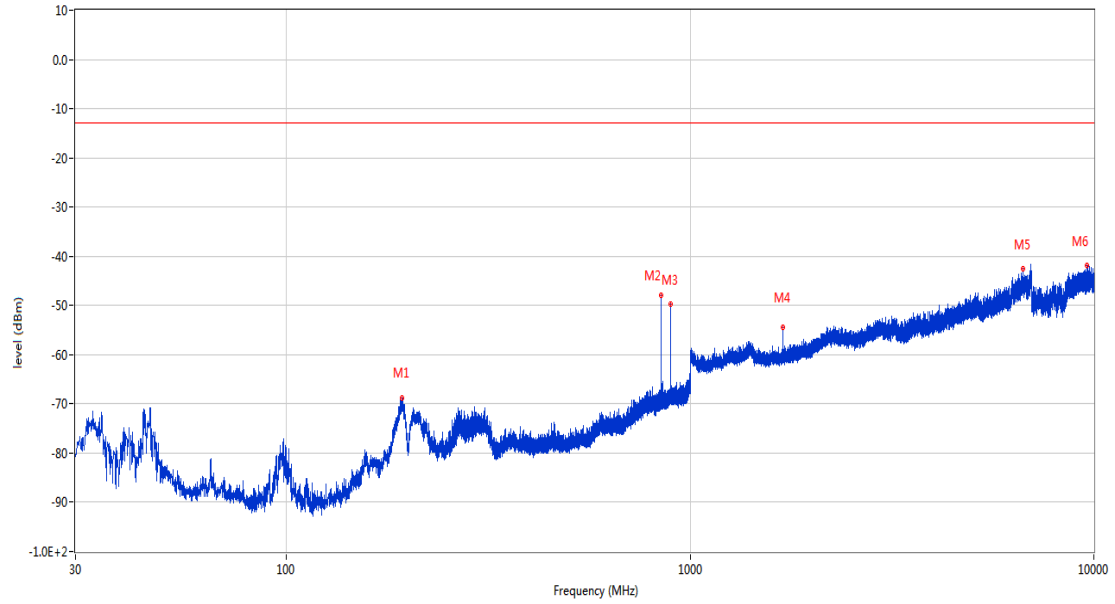


Frequency (MHz)	Result (dBm)	Factor (dB)	PK Limit (dBm)	Over Limit (dB)	Table (o)	ANT	EUT	Verdict
33.977	-70.28	-18.17	-13.0	-57.28	60.00	Vertical	Vertical	Pass
836.458	-39.30	2.59	-13.0	-26.30	16.00	Vertical	Vertical	N/A
881.514	-55.30	2.80	-13.0	-42.30	168.00	Vertical	Vertical	N/A
2207.800	-54.41	-1.22	-13.0	-41.41	300.00	Vertical	Vertical	Pass
6301.400	-43.21	10.81	-13.0	-30.21	129.00	Vertical	Vertical	Pass
9194.200	-41.98	15.24	-13.0	-28.98	154.00	Vertical	Vertical	Pass

20.3 CDMA BC0 High Channel

RSE-H&H CDMA BC0 CH777

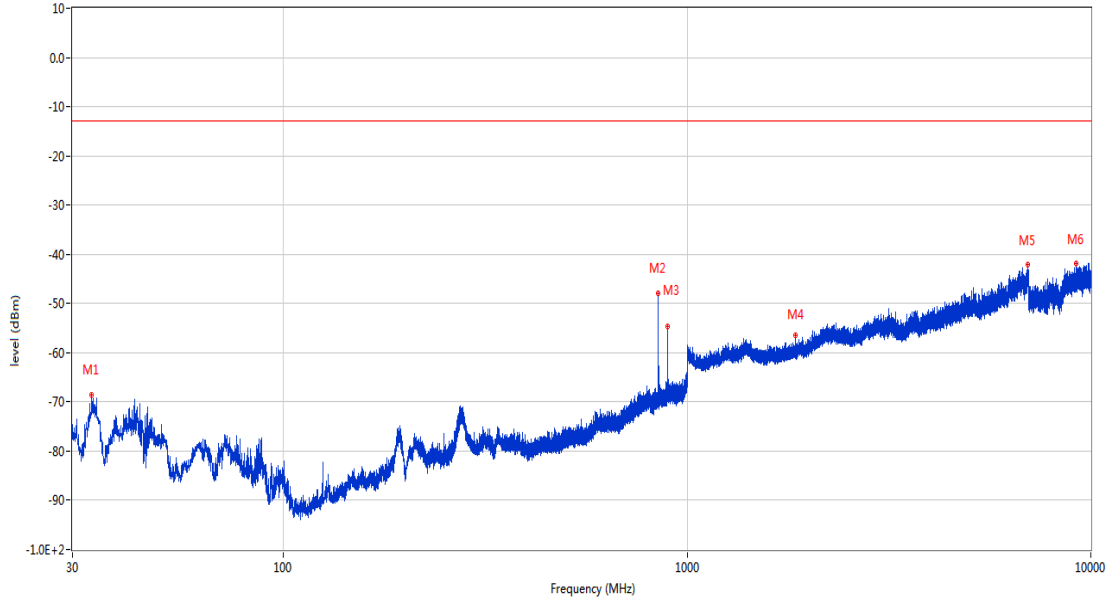
VIVO_FCC PART22&24&27_GSM 850 & CDMA BC0 & WCDMA Band5 & LTE Band 5 & 26_814-849_30MHz-10GHz



Frequency (MHz)	Result (dBm)	Factor (dB)	PK Limit (dBm)	Over Limit (dB)	Table (o)	ANT	EUT	Verdict
193.202	-68.69	-15.05	-13.0	-55.69	260.00	Horizontal	Horizontal	Pass
848.874	-47.88	2.46	-13.0	-34.88	139.00	Horizontal	Horizontal	N/A
892.815	-49.69	3.55	-13.0	-36.69	190.00	Horizontal	Horizontal	N/A
1696.400	-54.51	-5.60	-13.0	-41.51	15.00	Horizontal	Horizontal	Pass
6692.000	-42.61	11.77	-13.0	-29.61	238.00	Horizontal	Horizontal	Pass
9612.401	-41.87	16.38	-13.0	-28.87	363.00	Horizontal	Horizontal	Pass

RSE-V&V CDMA BC0 CH777

VIVO_FCC PART22&24&27_GSM 850 & CDMA BC0 & WCDMA Band5 & LTE Band 5 & 26_814-849_30MHz-10GHz

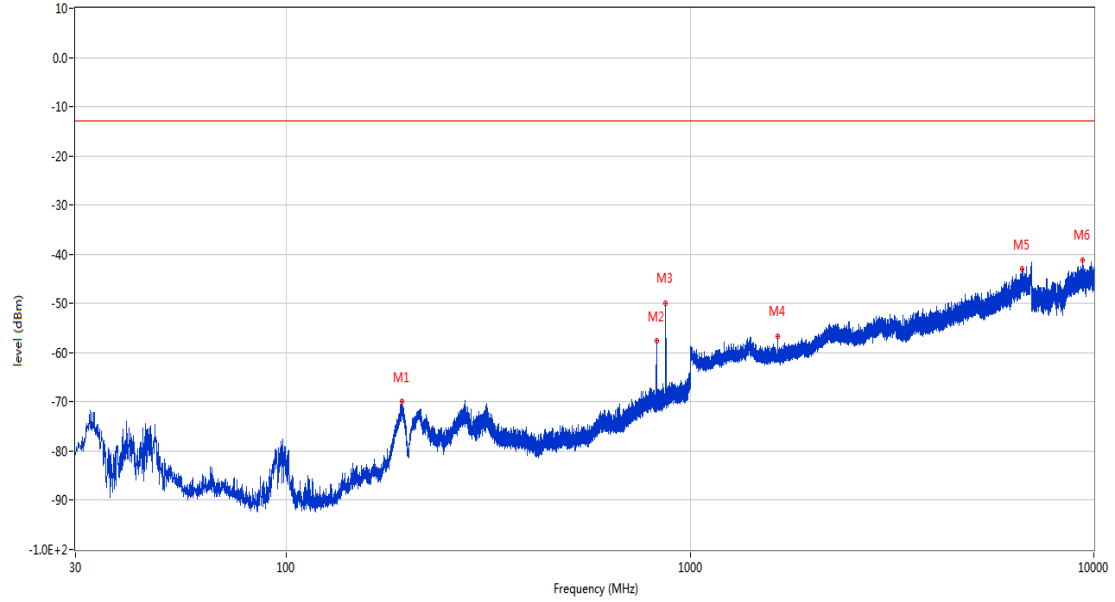


Frequency (MHz)	Result (dBm)	Factor (dB)	PK Limit (dBm)	Over Limit (dB)	Table (o)	ANT	EUT	Verdict
33.444	-68.48	-17.43	-13.0	-55.48	6.00	Vertical	Vertical	Pass
848.874	-47.92	2.46	-13.0	-34.92	146.00	Vertical	Vertical	N/A
893.348	-54.61	3.54	-13.0	-41.61	37.00	Vertical	Vertical	N/A
1854.400	-56.53	-4.97	-13.0	-43.53	361.00	Vertical	Vertical	Pass
6970.200	-42.13	13.43	-13.0	-29.13	361.00	Vertical	Vertical	Pass
9209.950	-41.75	15.34	-13.0	-28.75	139.00	Vertical	Vertical	Pass

EVDO
 21 EVDO BC0
 21.1 EVDO BC0 Low Channel

RSE-H&H EVDO BC0 CH1013

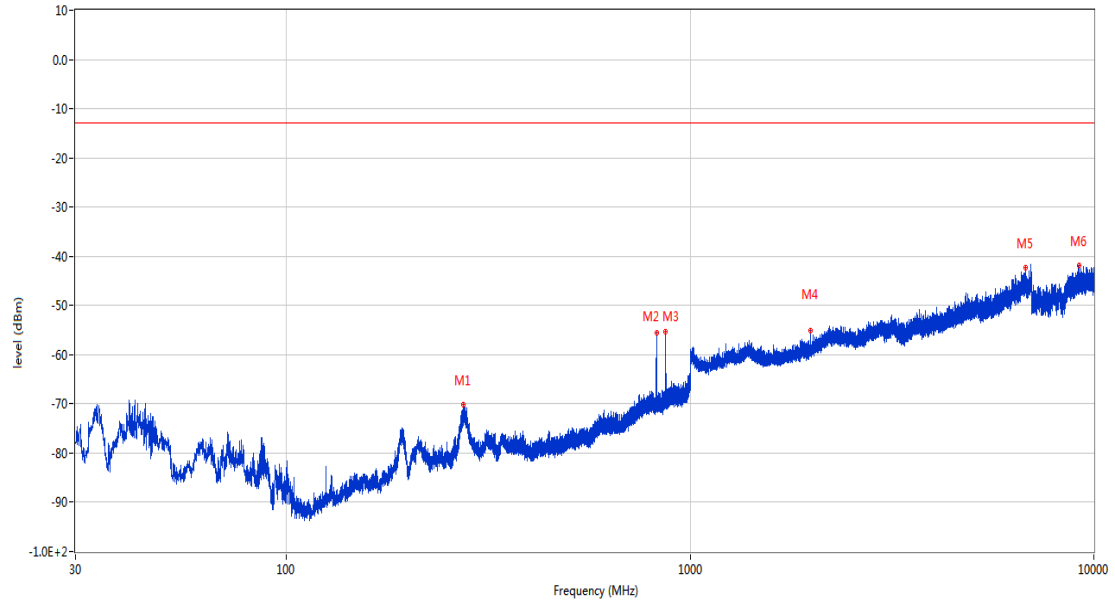
VIVO_FCC PART228,24&27_GSM 850 & CDMA BC0 & WCDMA Bands & LTE Band 5 & 26_814-849_30MHz-10GHz



Frequency (MHz)	Result (dBm)	Factor (dB)	PK Limit (dBm)	Over Limit (dB)	Table (o)	ANT	EUT	Verdict
193.202	-69.90	-15.05	-13.0	-56.90	266.00	Horizontal	Horizontal	Pass
825.109	-57.55	2.25	-13.0	-44.55	355.00	Horizontal	Horizontal	N/A
869.341	-49.95	2.38	-13.0	-36.95	361.00	Horizontal	Horizontal	N/A
1649.200	-56.70	-5.86	-13.0	-43.70	288.00	Horizontal	Horizontal	Pass
6640.800	-43.08	12.01	-13.0	-30.08	360.00	Horizontal	Horizontal	Pass
9388.450	-41.28	15.56	-13.0	-28.28	-1.00	Horizontal	Horizontal	Pass

RSE-V&V EVDO BC0 CH1013

VIVO_FCC PART22&24&27_GSM 850 & CDMA BC0 & WCDMA Band5 & LTE Band 5 & 26_814-849_30MHz-10GHz

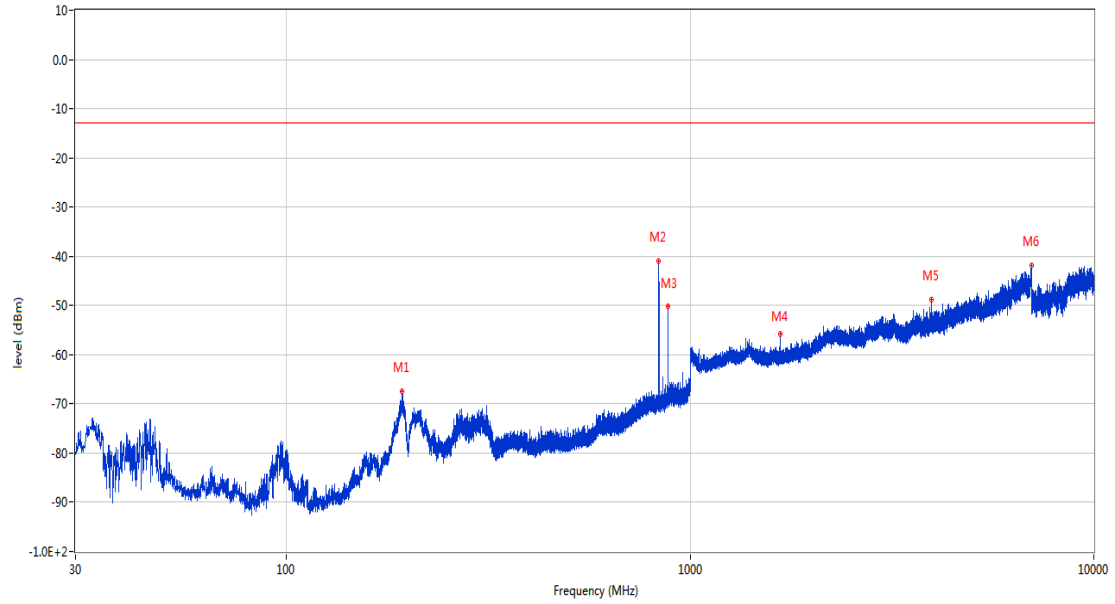


Frequency (MHz)	Result (dBm)	Factor (dB)	PK Limit (dBm)	Over Limit (dB)	Table (o)	ANT	EUT	Verdict
274.731	-70.25	-12.57	-13.0	-57.25	18.00	Vertical	Vertical	Pass
825.351	-55.53	2.25	-13.0	-42.53	18.00	Vertical	Vertical	N/A
869.729	-55.32	2.38	-13.0	-42.32	122.00	Vertical	Vertical	N/A
1988.100	-55.21	-4.49	-13.0	-42.21	284.00	Vertical	Vertical	Pass
6761.200	-42.37	11.47	-13.0	-29.37	272.00	Vertical	Vertical	Pass
9205.450	-41.88	15.34	-13.0	-28.88	68.00	Vertical	Vertical	Pass

21.2 EVDO BC0 Middle Channel

RSE-H&H EVDO BC0 CH384

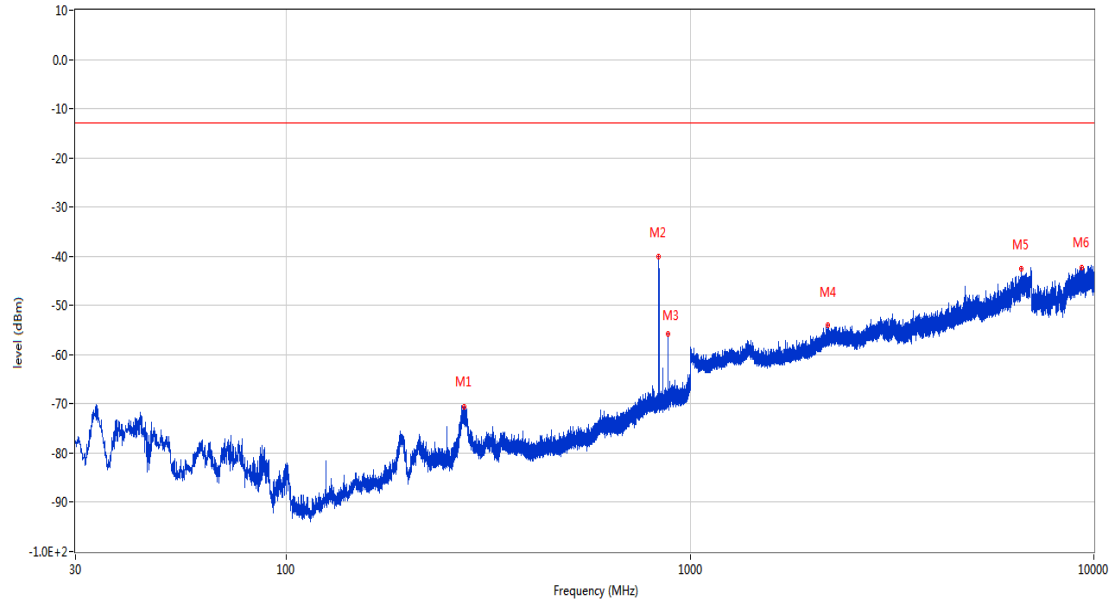
VIVO_FCC PART22&24&27_GSM 850 & CDMA BC0 & WCDMA Band5 & LTE Band 5 & 26_814-849_30MHz-10GHz



Frequency (MHz)	Result (dBm)	Factor (dB)	PK Limit (dBm)	Over Limit (dB)	Table (o)	ANT	EUT	Verdict
193.202	-67.54	-15.05	-13.0	-54.54	249.00	Horizontal	Horizontal	Pass
836.506	-41.03	2.59	-13.0	-28.03	360.00	Horizontal	Horizontal	N/A
881.903	-50.14	2.84	-13.0	-37.14	193.00	Horizontal	Horizontal	N/A
1674.100	-55.75	-5.79	-13.0	-42.75	15.00	Horizontal	Horizontal	Pass
3952.400	-48.90	5.71	-13.0	-35.90	361.00	Horizontal	Horizontal	Pass
6997.400	-41.96	13.61	-13.0	-28.96	37.00	Horizontal	Horizontal	Pass

RSE-V&V EVDO BC0 CH384

VIVO_FCC PART22&24&27_GSM 850 & CDMA BC0 & WCDMA Band5 & LTE Band 5 & 26_814-849_30MHz-10GHz

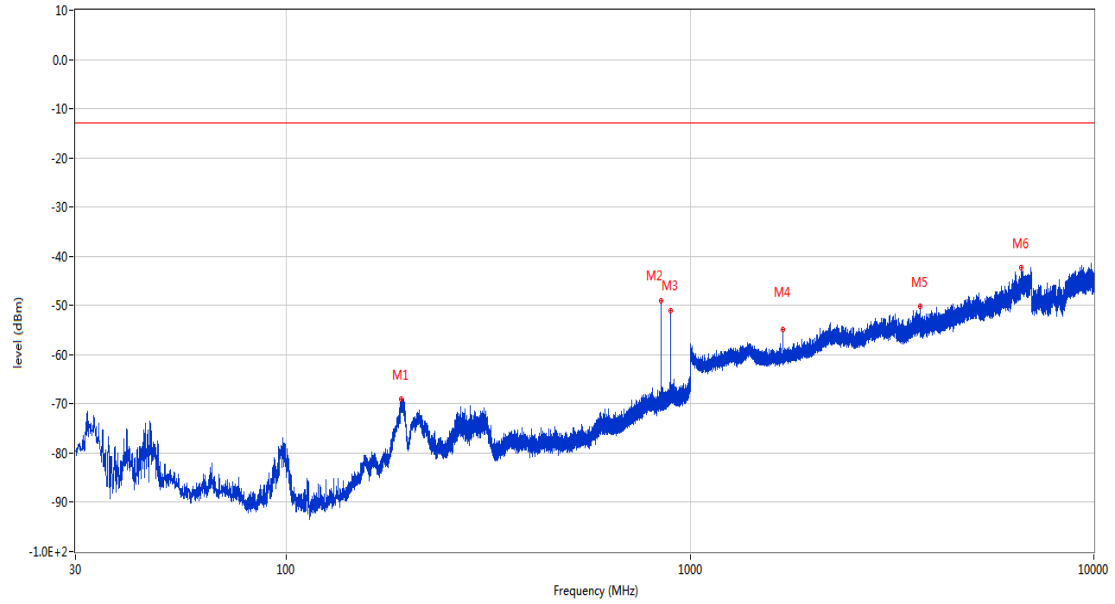


Frequency (MHz)	Result (dBm)	Factor (dB)	PK Limit (dBm)	Over Limit (dB)	Table (o)	ANT	EUT	Verdict
275.313	-70.49	-12.54	-13.0	-57.49	5.00	Vertical	Vertical	Pass
836.409	-40.13	2.59	-13.0	-27.13	354.00	Vertical	Vertical	N/A
881.708	-55.79	2.82	-13.0	-42.79	164.00	Vertical	Vertical	N/A
2195.100	-54.03	-1.91	-13.0	-41.03	355.00	Vertical	Vertical	Pass
6603.200	-42.62	11.96	-13.0	-29.62	304.00	Vertical	Vertical	Pass
9317.950	-42.20	15.67	-13.0	-29.20	294.00	Vertical	Vertical	Pass

21.3 EVDO BC0 High Channel

RSE-H&H EVDO BC0 CH777

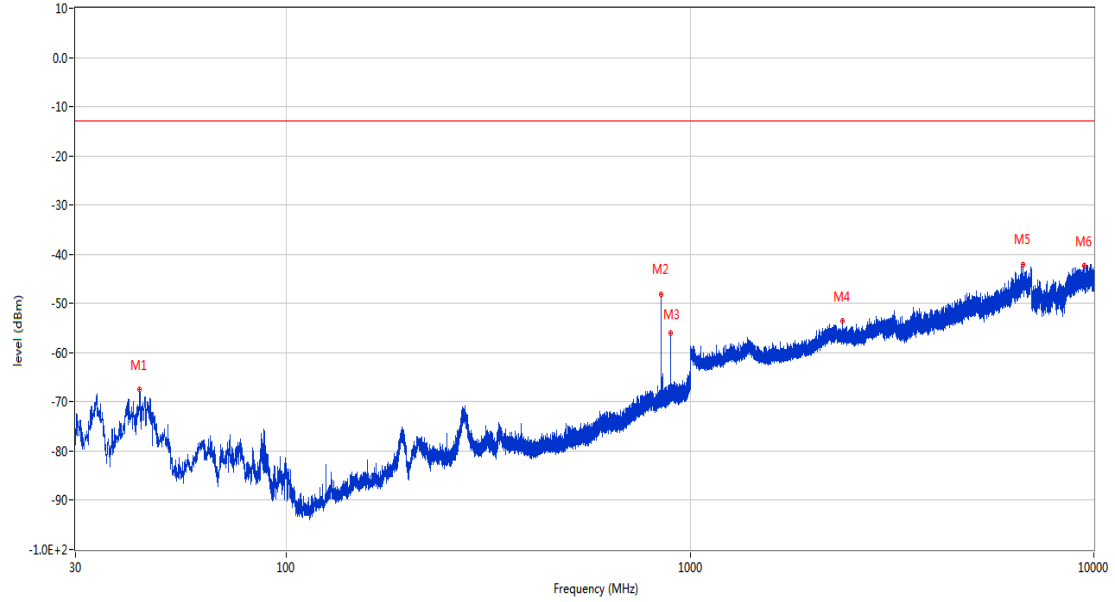
VIVO_FCC PART22&24&27_GSM 850 & CDMA BC0 & WCDMA Band5 & LTE Band 5 & 26_814-849_30MHz-10GHz



Frequency (MHz)	Result (dBm)	Factor (dB)	PK Limit (dBm)	Over Limit (dB)	Table (o)	ANT	EUT	Verdict
191.990	-69.12	-14.95	-13.0	-56.12	248.00	Horizontal	Horizontal	Pass
848.922	-49.02	2.46	-13.0	-36.02	229.00	Horizontal	Horizontal	N/A
893.154	-51.04	3.54	-13.0	-38.04	361.00	Horizontal	Horizontal	N/A
1696.800	-54.84	-5.61	-13.0	-41.84	30.00	Horizontal	Horizontal	Pass
3705.600	-50.14	4.77	-13.0	-37.14	363.00	Horizontal	Horizontal	Pass
6619.000	-42.36	12.06	-13.0	-29.36	103.00	Horizontal	Horizontal	Pass

RSE-V&V EVDO BC0 CH777

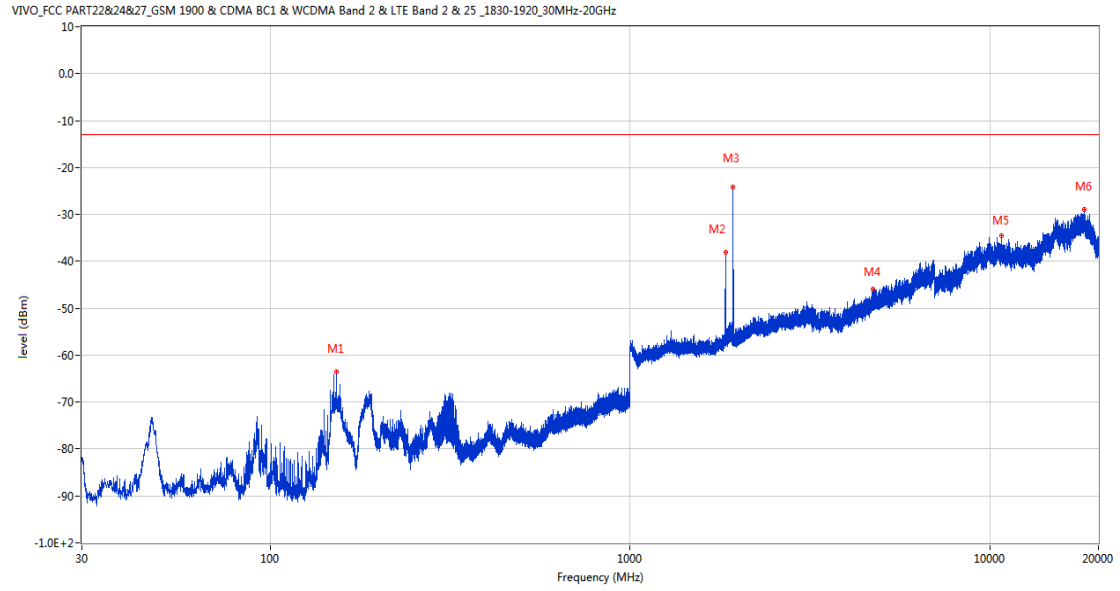
VIVO_FCC PART22&24&27_GSM 850 & CDMA BC0 & WCDMA Band5 & LTE Band 5 & 26_814-849_30MHz-10GHz



Frequency (MHz)	Result (dBm)	Factor (dB)	PK Limit (dBm)	Over Limit (dB)	Table (o)	ANT	EUT	Verdict
43.289	-67.35	-15.84	-13.0	-54.35	174.00	Vertical	Vertical	Pass
848.874	-48.07	2.46	-13.0	-35.07	16.00	Vertical	Vertical	N/A
892.961	-56.01	3.55	-13.0	-43.01	48.00	Vertical	Vertical	N/A
2384.900	-53.61	-1.42	-13.0	-40.61	146.00	Vertical	Vertical	Pass
6682.600	-42.16	11.86	-13.0	-29.16	165.00	Vertical	Vertical	Pass
9452.049	-42.34	16.70	-13.0	-29.34	-1.00	Vertical	Vertical	Pass

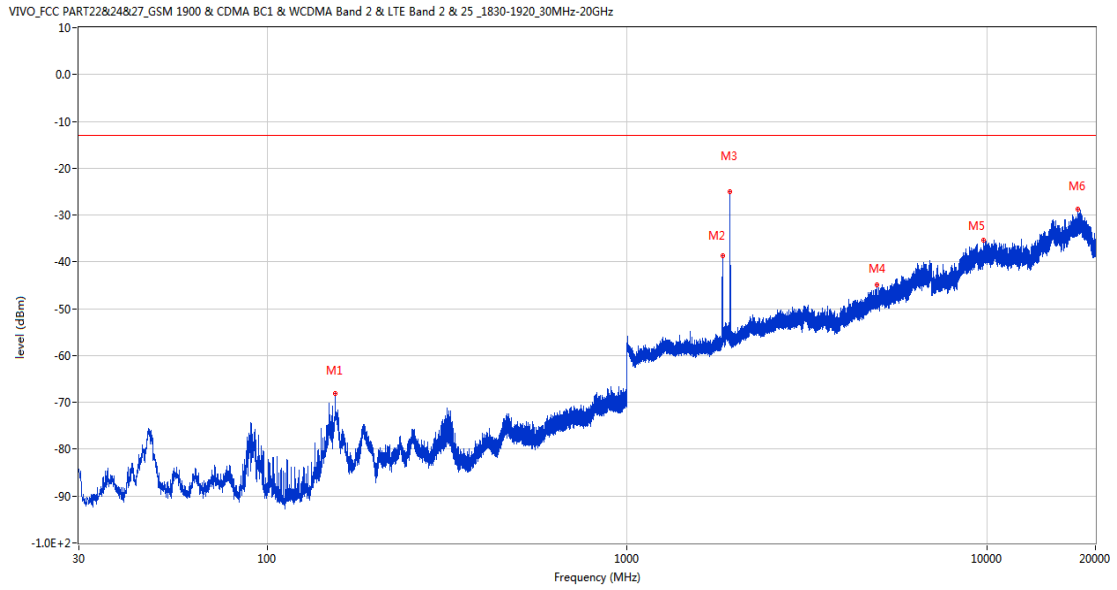
WCDMA
 22 WCDMA Band 2
 22.1 WCDMA Band 2 Low Channel

RSE-H&H WCDMA Band 2 CH9262



Frequency (MHz)	Result (dBm)	Factor (dB)	PK Limit (dBm)	Over Limit (dB)	Table (o)	ANT	EUT	Verdict
153.093	-63.52	-16.04	-13.0	-50.52	26.00	Horizontal	Horizontal	Pass
1842.900	-38.16	2.13	-13.0	-25.16	331.00	Horizontal	Horizontal	N/A
1932.200	-24.12	0.82	-13.0	-11.12	232.00	Horizontal	Horizontal	N/A
4732.400	-45.97	11.02	-13.0	-32.97	15.00	Horizontal	Horizontal	Pass
10789.537	-34.47	40.56	-13.0	-21.47	333.00	Horizontal	Horizontal	Pass
18241.511	-28.98	44.86	-13.0	-15.98	267.00	Horizontal	Horizontal	Pass

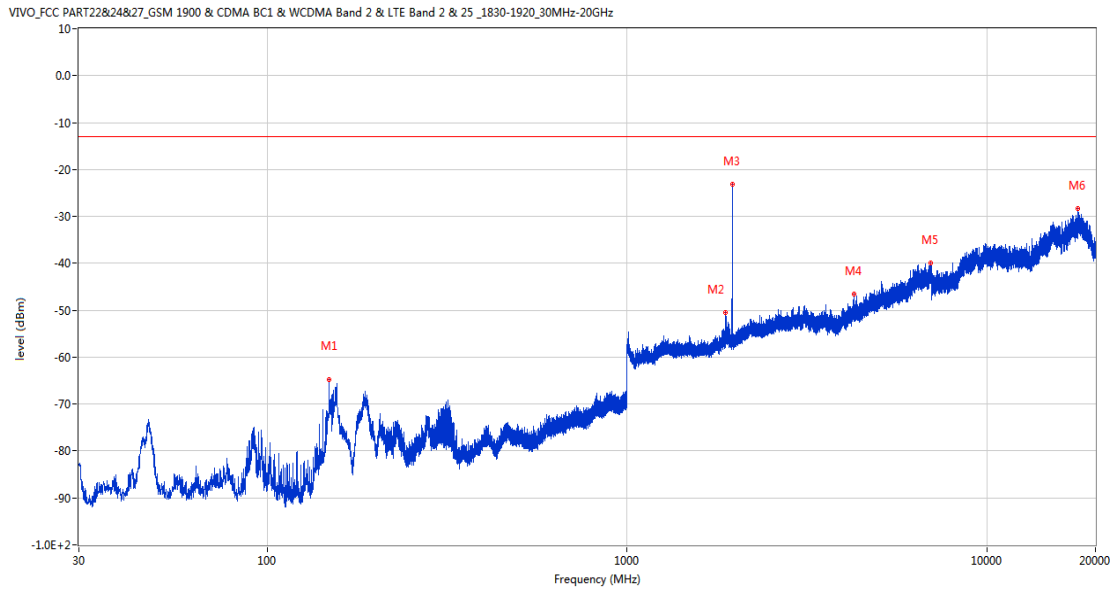
RSE-H&V WCDMA Band 2 CH9262



Frequency (MHz)	Result (dBm)	Factor (dB)	PK Limit (dBm)	Over Limit (dB)	Table (o)	ANT	EUT	Verdict
154.548	-68.19	-15.84	-13.0	-55.19	334.00	Horizontal	Vertical	Pass
1841.400	-38.76	2.11	-13.0	-25.76	248.00	Horizontal	Vertical	N/A
1933.800	-24.95	0.92	-13.0	-11.95	231.00	Horizontal	Vertical	N/A
4943.600	-44.95	11.23	-13.0	-31.95	118.00	Horizontal	Vertical	Pass
9783.862	-35.41	39.76	-13.0	-22.41	216.00	Horizontal	Vertical	Pass
17839.137	-28.80	44.22	-13.0	-15.80	84.00	Horizontal	Vertical	Pass

22.2 WCDMA Band 2 Middle Channel

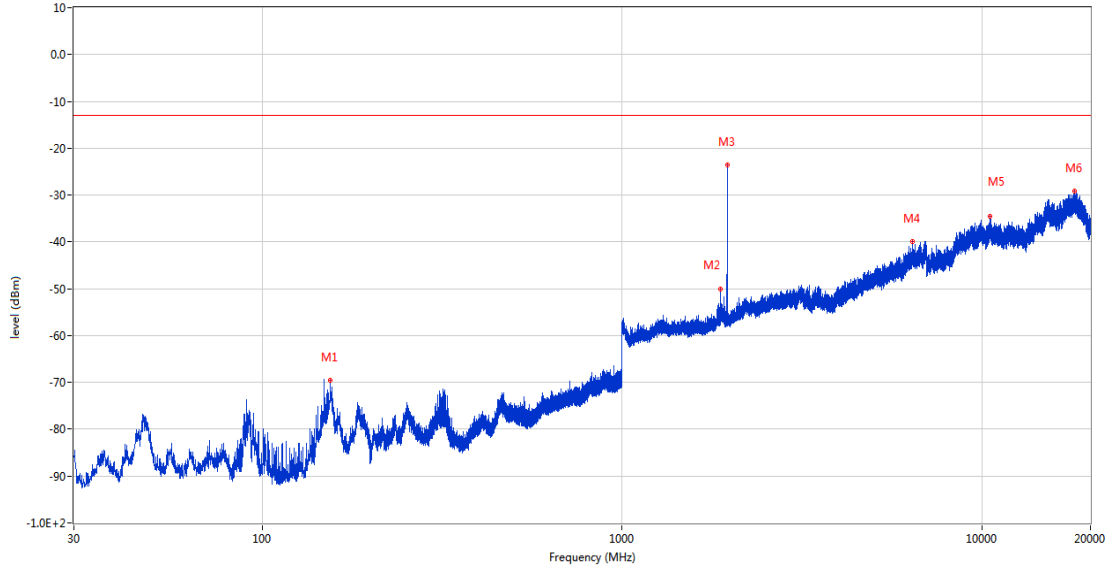
RSE-H&H WCDMA Band 2 CH9400



Frequency (MHz)	Result (dBm)	Factor (dB)	PK Limit (dBm)	Over Limit (dB)	Table (o)	ANT	EUT	Verdict
148.680	-64.82	-16.37	-13.0	-51.82	327.00	Horizontal	Horizontal	Pass
1881.300	-50.56	2.75	-13.0	-37.56	319.00	Horizontal	Horizontal	N/A
1958.500	-23.12	1.13	-13.0	-10.12	221.00	Horizontal	Horizontal	N/A
4260.800	-46.65	9.31	-13.0	-33.65	10.00	Horizontal	Horizontal	Pass
6975.400	-39.98	20.10	-13.0	-26.98	303.00	Horizontal	Horizontal	Pass
17889.161	-28.41	44.53	-13.0	-15.41	97.00	Horizontal	Horizontal	Pass

RSE-H&V WCDMA Band 2 CH9400

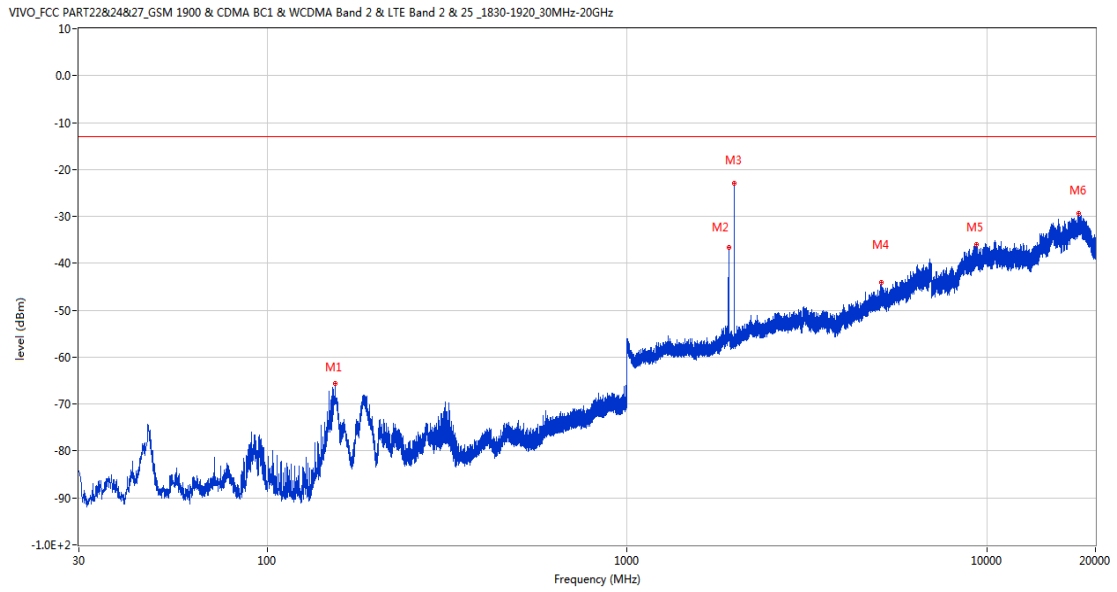
VIVO_FCC PART22&24&27_GSM 1900 & CDMA BC1 & WCDMA Band 2 & LTE Band 2 & 25_1830-1920_30MHz-20GHz



Frequency (MHz)	Result (dBm)	Factor (dB)	PK Limit (dBm)	Over Limit (dB)	Table (o)	ANT	EUT	Verdict
154.500	-69.58	-15.85	-13.0	-56.58	334.00	Horizontal	Vertical	Pass
1881.000	-50.08	2.74	-13.0	-37.08	210.00	Horizontal	Vertical	N/A
1959.300	-23.65	1.13	-13.0	-10.65	241.00	Horizontal	Vertical	N/A
6412.400	-39.89	18.86	-13.0	-26.89	361.00	Horizontal	Vertical	Pass
10549.188	-34.55	40.71	-13.0	-21.55	153.00	Horizontal	Vertical	Pass
18037.787	-29.15	44.94	-13.0	-16.15	191.00	Horizontal	Vertical	Pass

22.3 WCDMA Band 2 High Channel

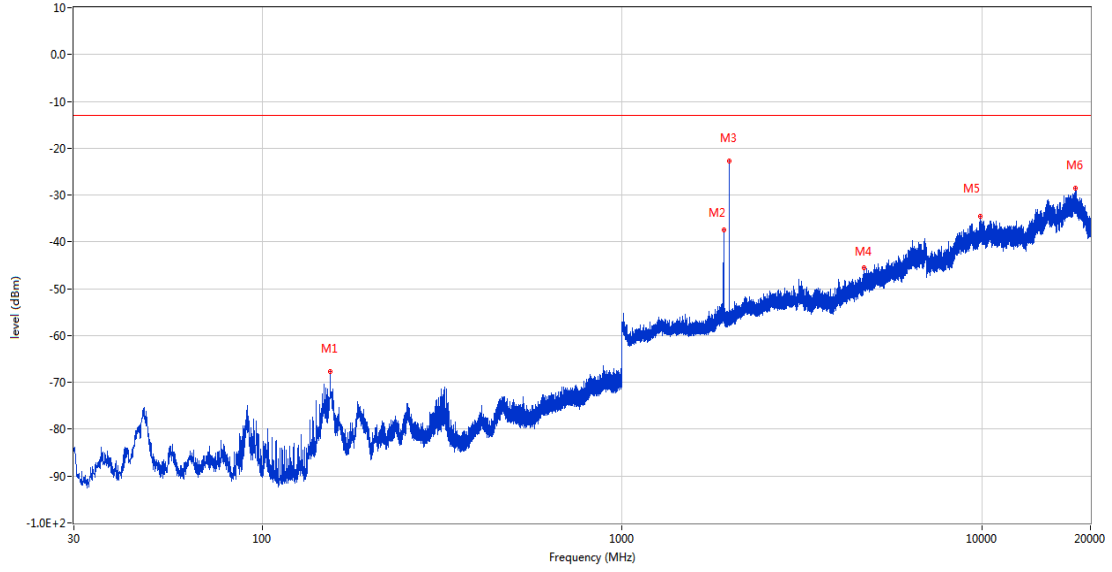
RSE-H&H WCDMA Band 2 CH9538



Frequency (MHz)	Result (dBm)	Factor (dB)	PK Limit (dBm)	Over Limit (dB)	Table (o)	ANT	EUT	Verdict
154.548	-65.55	-15.84	-13.0	-52.55	331.00	Horizontal	Horizontal	Pass
1917.000	-36.68	3.09	-13.0	-23.68	321.00	Horizontal	Horizontal	N/A
1988.500	-22.87	0.95	-13.0	-9.87	229.00	Horizontal	Horizontal	N/A
5079.600	-44.07	13.05	-13.0	-31.07	356.00	Horizontal	Horizontal	Pass
9354.912	-36.09	39.81	-13.0	-23.09	131.00	Horizontal	Horizontal	Pass
18008.787	-29.40	44.93	-13.0	-16.40	104.00	Horizontal	Horizontal	Pass

RSE-H&V WCDMA Band 2 CH9538

VIVO_FCC PART22&24&27_GSM 1900 & CDMA BC1 & WCDMA Band 2 & LTE Band 2 & 25_1830-1920_30MHz-20GHz

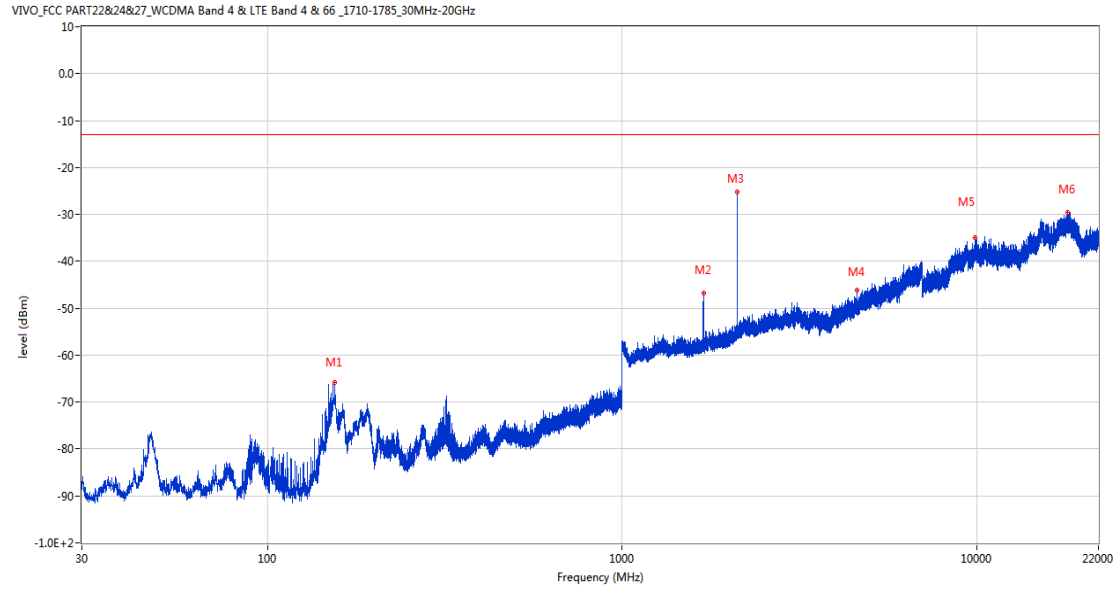


Frequency (MHz)	Result (dBm)	Factor (dB)	PK Limit (dBm)	Over Limit (dB)	Table (o)	ANT	EUT	Verdict
154.500	-67.73	-15.85	-13.0	-54.73	349.00	Horizontal	Vertical	Pass
1916.800	-37.47	3.10	-13.0	-24.47	209.00	Horizontal	Vertical	N/A
1986.600	-22.80	0.81	-13.0	-9.80	243.00	Horizontal	Vertical	N/A
4711.000	-45.60	11.01	-13.0	-32.60	146.00	Horizontal	Vertical	Pass
9896.849	-34.61	39.99	-13.0	-21.61	339.00	Horizontal	Vertical	Pass
18188.587	-28.44	45.03	-13.0	-15.44	98.00	Horizontal	Vertical	Pass

23 WCDMA Band 4

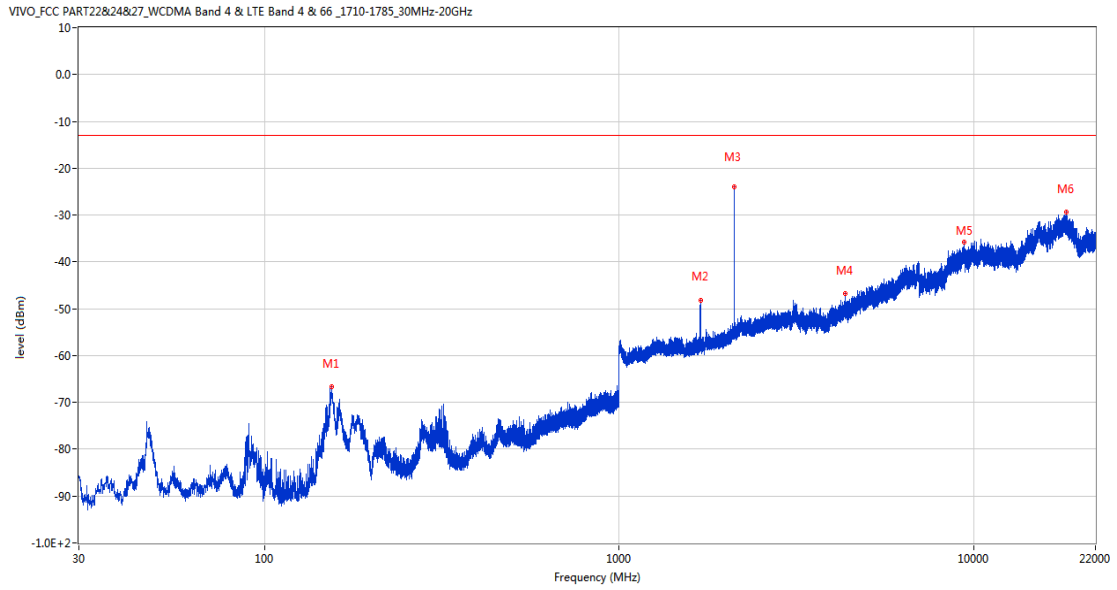
23.1 WCDMA Band 4 Low Channel

RSE-H&H WCDMA Band 4 CH1312



Frequency (MHz)	Result (dBm)	Factor (dB)	PK Limit (dBm)	Over Limit (dB)	Table (o)	ANT	EUT	Verdict
154.548	-65.89	-15.85	-13.0	-52.89	312.00	Horizontal	Horizontal	Pass
1695.100	-46.79	0.84	-13.0	-33.79	360.00	Horizontal	Horizontal	N/A
2111.500	-25.23	2.86	-13.0	-12.23	165.00	Horizontal	Horizontal	N/A
4596.800	-46.15	10.46	-13.0	-33.15	323.00	Horizontal	Horizontal	Pass
9902.888	-34.90	40.01	-13.0	-21.90	48.00	Horizontal	Horizontal	Pass
18053.949	-29.62	44.90	-13.0	-16.62	224.00	Horizontal	Horizontal	Pass

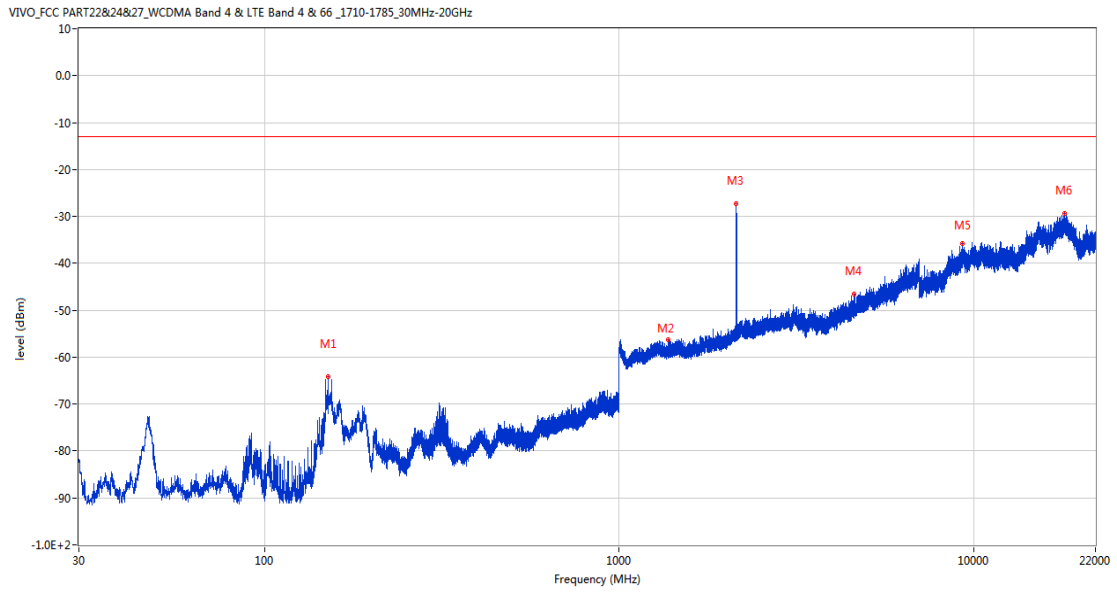
RSE-H&V WCDMA Band 4 CH1312



Frequency (MHz)	Result (dBm)	Factor (dB)	PK Limit (dBm)	Over Limit (dB)	Table (o)	ANT	EUT	Verdict
154.548	-66.68	-15.85	-13.0	-53.68	322.00	Horizontal	Vertical	Pass
1695.300	-48.25	0.84	-13.0	-35.25	194.00	Horizontal	Vertical	N/A
2111.200	-23.93	2.87	-13.0	-10.93	173.00	Horizontal	Vertical	N/A
4337.400	-46.77	10.33	-13.0	-33.77	102.00	Horizontal	Vertical	Pass
9390.850	-35.78	39.96	-13.0	-22.78	246.00	Horizontal	Vertical	Pass
18264.850	-29.36	44.77	-13.0	-16.36	68.00	Horizontal	Vertical	Pass

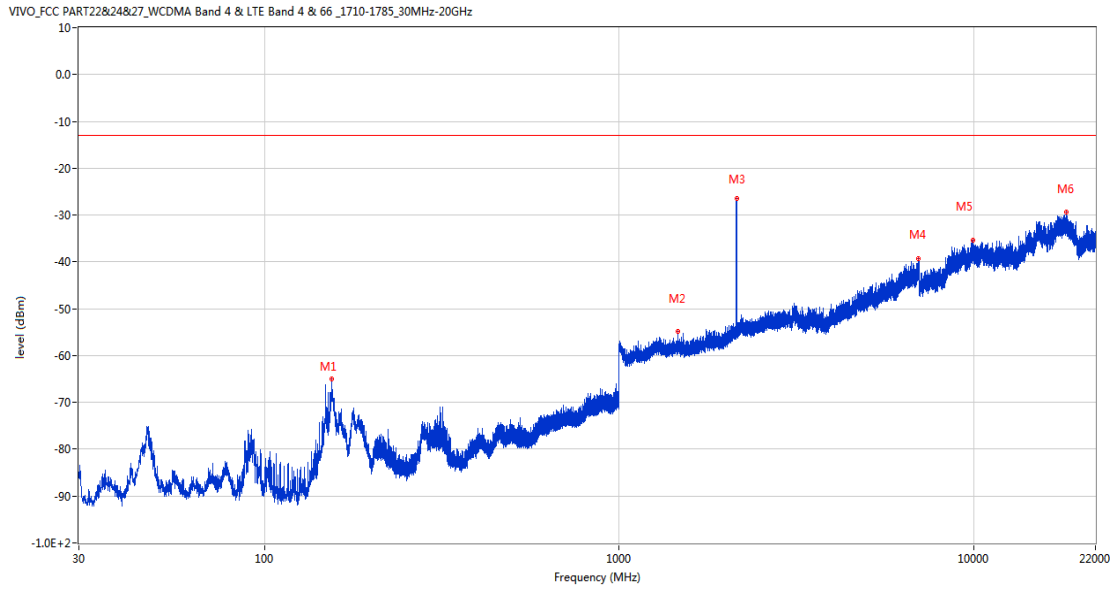
23.2 WCDMA Band 4 Middle Channel

RSE-H&H WCDMA Band 4 CH1412



Frequency (MHz)	Result (dBm)	Factor (dB)	PK Limit (dBm)	Over Limit (dB)	Table (o)	ANT	EUT	Verdict
151.589	-64.13	-16.13	-13.0	-51.13	130.00	Horizontal	Horizontal	Pass
1377.800	-56.33	-0.61	-13.0	-43.33	149.00	Horizontal	Horizontal	Pass
2139.200	-27.35	2.70	-13.0	-14.35	178.00	Horizontal	Horizontal	N/A
4594.600	-46.65	10.47	-13.0	-33.65	174.00	Horizontal	Horizontal	Pass
9298.850	-35.79	39.57	-13.0	-22.79	114.00	Horizontal	Horizontal	Pass
17992.901	-29.41	44.92	-13.0	-16.41	62.00	Horizontal	Horizontal	Pass

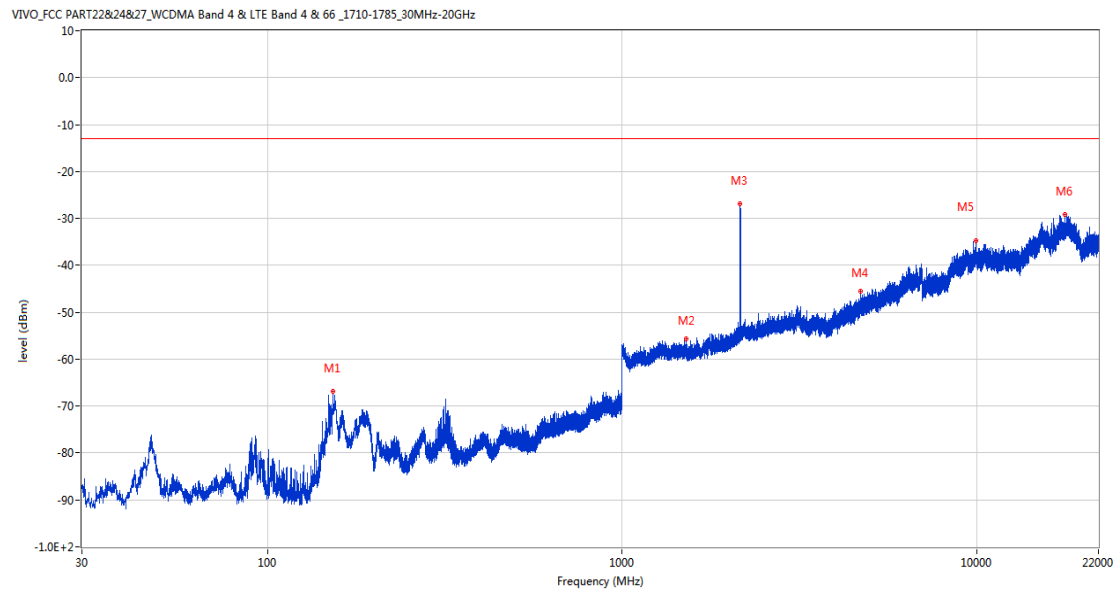
RSE-H&V WCDMA Band 4 CH1412



Frequency (MHz)	Result (dBm)	Factor (dB)	PK Limit (dBm)	Over Limit (dB)	Table (o)	ANT	EUT	Verdict
154.548	-65.05	-15.85	-13.0	-52.05	152.00	Horizontal	Vertical	Pass
1460.600	-54.93	-0.30	-13.0	-41.93	7.00	Horizontal	Vertical	Pass
2141.300	-26.54	2.65	-13.0	-13.54	171.00	Horizontal	Vertical	N/A
6962.600	-39.39	19.65	-13.0	-26.39	167.00	Horizontal	Vertical	Pass
9923.013	-35.46	39.97	-13.0	-22.46	344.00	Horizontal	Vertical	Pass
18259.761	-29.36	44.83	-13.0	-16.36	201.00	Horizontal	Vertical	Pass

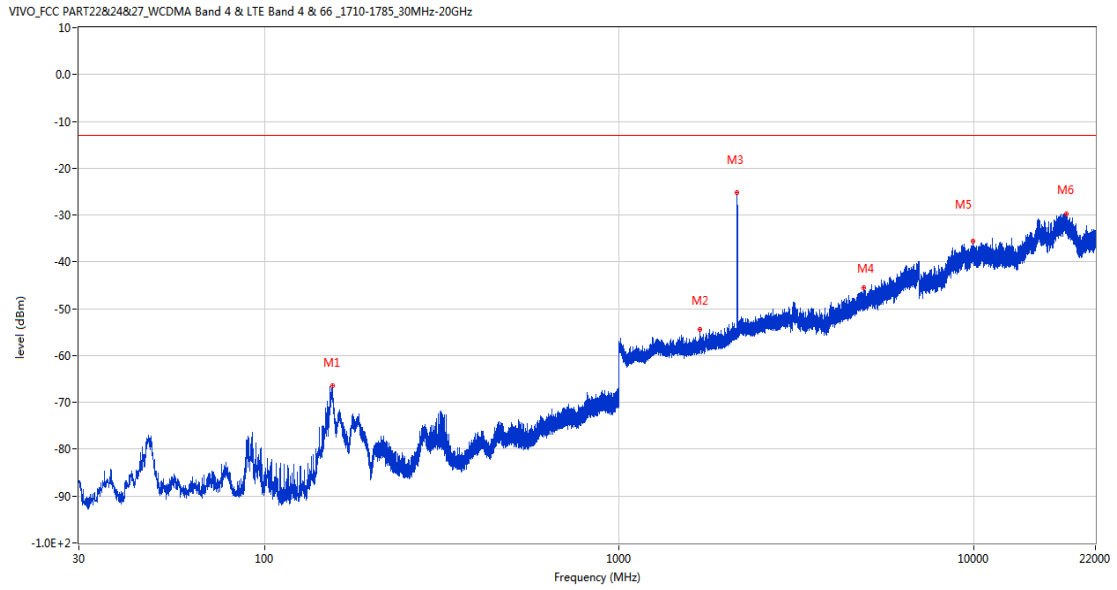
23.3 WCDMA Band 4 High Channel

RSE-H&H WCDMA Band 4 CH1513



Frequency (MHz)	Result (dBm)	Factor (dB)	PK Limit (dBm)	Over Limit (dB)	Table (o)	ANT	EUT	Verdict
153.141	-66.82	-16.03	-13.0	-53.82	342.00	Horizontal	Horizontal	Pass
1511.600	-55.60	-0.66	-13.0	-42.60	213.00	Horizontal	Horizontal	Pass
2151.400	-26.94	2.72	-13.0	-13.94	185.00	Horizontal	Horizontal	N/A
4705.400	-45.61	11.08	-13.0	-32.61	5.00	Horizontal	Horizontal	Pass
9940.263	-34.71	39.94	-13.0	-21.71	185.00	Horizontal	Horizontal	Pass
17695.513	-29.12	44.13	-13.0	-16.12	242.00	Horizontal	Horizontal	Pass

RSE-H&V WCDMA Band 4 CH1513

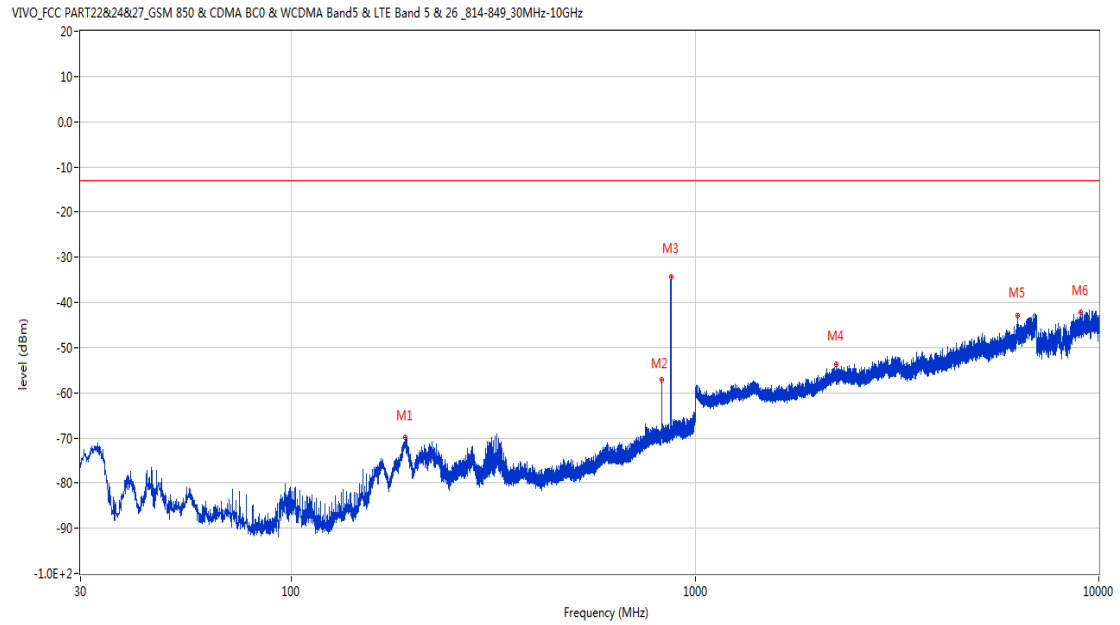


Frequency (MHz)	Result (dBm)	Factor (dB)	PK Limit (dBm)	Over Limit (dB)	Table (o)	ANT	EUT	Verdict
155.954	-66.44	-15.83	-13.0	-53.44	137.00	Horizontal	Vertical	Pass
1693.400	-54.52	0.58	-13.0	-41.52	175.00	Horizontal	Vertical	Pass
2152.100	-25.20	2.75	-13.0	-12.20	175.00	Horizontal	Vertical	N/A
4903.600	-45.56	11.65	-13.0	-32.56	354.00	Horizontal	Vertical	Pass
9929.625	-35.51	39.96	-13.0	-22.51	360.00	Horizontal	Vertical	Pass
18189.464	-29.84	45.03	-13.0	-16.84	128.00	Horizontal	Vertical	Pass

24 WCDMA Band 5

24.1 WCDMA Band 5 Low Channel

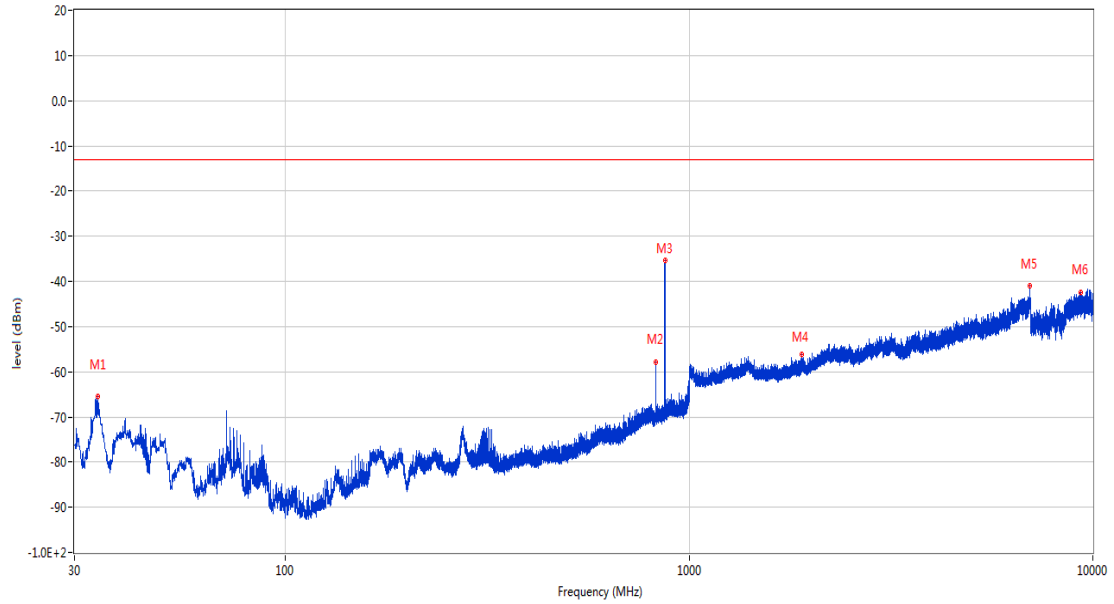
RSE-H&H WCDMA Band 5 CH4132



Frequency (MHz)	Result (dBm)	Factor (dB)	PK Limit (dBm)	Over Limit (dB)	Table (o)	ANT	EUT	Verdict
191.262	-69.81	-14.94	-13.0	-56.81	44.00	Horizontal	Horizontal	Pass
825.400	-57.09	2.26	-13.0	-44.09	357.00	Horizontal	Horizontal	N/A
872.300	-34.40	2.37	-13.0	-21.40	206.00	Horizontal	Horizontal	N/A
2233.000	-53.65	-1.23	-13.0	-40.65	211.00	Horizontal	Horizontal	Pass
6295.600	-43.04	11.22	-13.0	-30.04	213.00	Horizontal	Horizontal	Pass
9022.750	-42.15	15.36	-13.0	-29.15	329.00	Horizontal	Horizontal	Pass

RSE-V&V WCDMA Band 5 CH4132

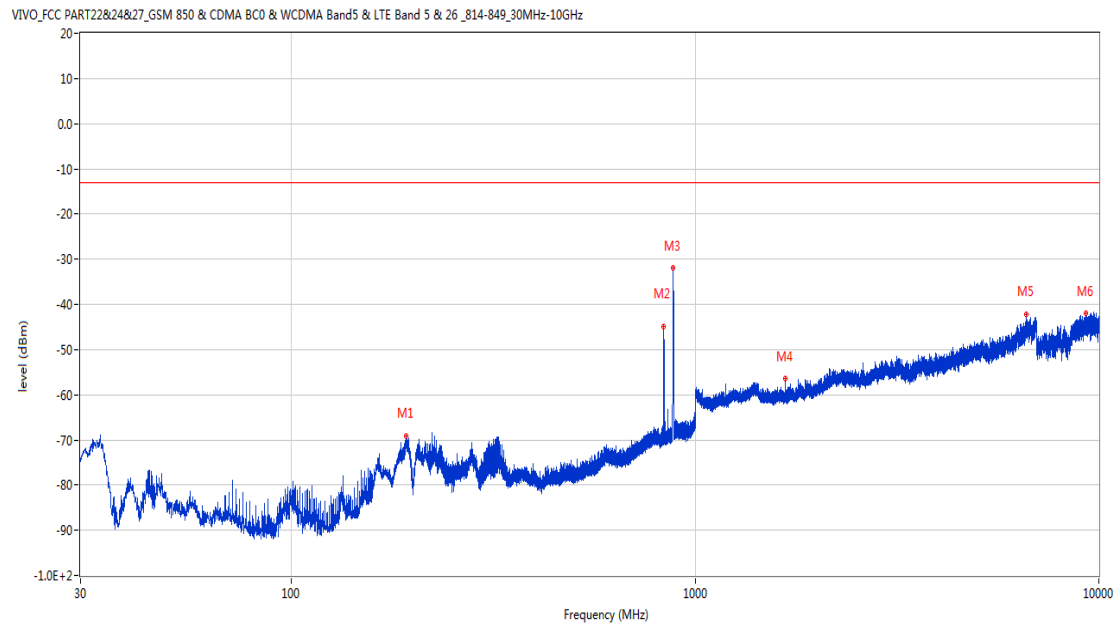
VIVO_FCC PART22&24&27_GSM 850 & CDMA BC0 & WCDMA Band5 & LTE Band 5 & 26_814-849_30MHz-10GHz



Frequency (MHz)	Result (dBm)	Factor (dB)	PK Limit (dBm)	Over Limit (dB)	Table (o)	ANT	EUT	Verdict
34.268	-65.35	-18.27	-13.0	-52.35	260.00	Vertical	Vertical	Pass
825.351	-57.77	2.25	-13.0	-44.77	275.00	Vertical	Vertical	N/A
870.844	-35.26	2.37	-13.0	-22.26	93.00	Vertical	Vertical	N/A
1902.000	-56.10	-4.07	-13.0	-43.10	270.00	Vertical	Vertical	Pass
6978.400	-40.98	13.94	-13.0	-27.98	360.00	Vertical	Vertical	Pass
9322.299	-42.41	15.63	-13.0	-29.41	166.00	Vertical	Vertical	Pass

24.2 WCDMA Band 5 Middle Channel

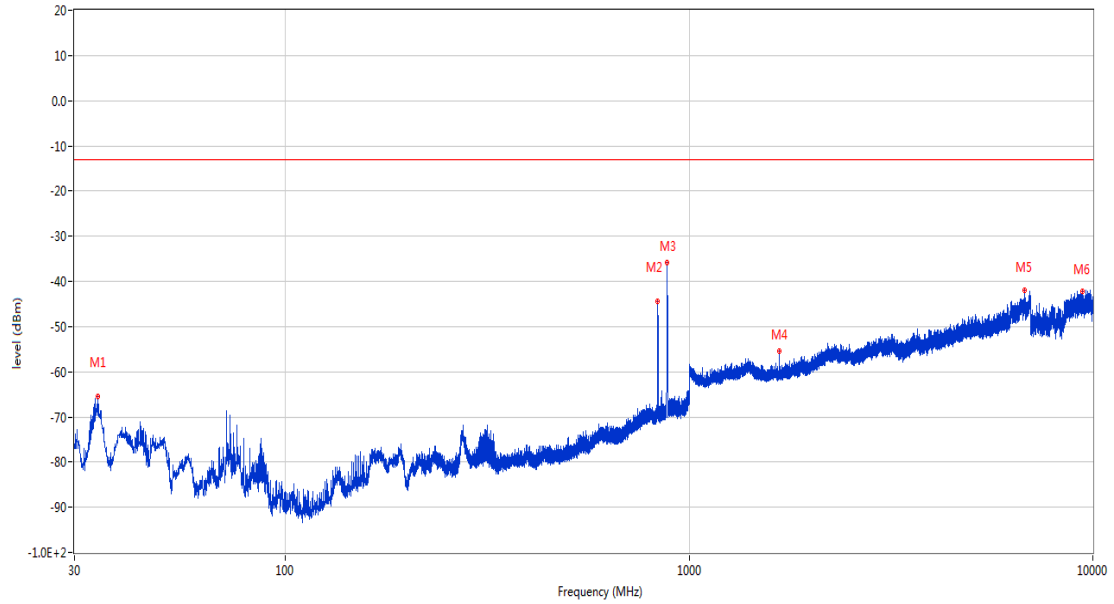
RSE-H&H WCDMA Band 5 CH4183



Frequency (MHz)	Result (dBm)	Factor (dB)	PK Limit (dBm)	Over Limit (dB)	Table (o)	ANT	EUT	Verdict
192.330	-69.14	-14.98	-13.0	-56.14	70.00	Horizontal	Horizontal	Pass
836.409	-44.83	2.59	-13.0	-31.83	327.00	Horizontal	Horizontal	N/A
882.388	-32.02	2.90	-13.0	-19.02	212.00	Horizontal	Horizontal	N/A
1671.200	-56.49	-5.90	-13.0	-43.49	9.00	Horizontal	Horizontal	Pass
6603.600	-42.28	11.99	-13.0	-29.28	152.00	Horizontal	Horizontal	Pass
9293.650	-41.99	15.40	-13.0	-28.99	269.00	Horizontal	Horizontal	Pass

RSE-V&V WCDMA Band 5 CH4183

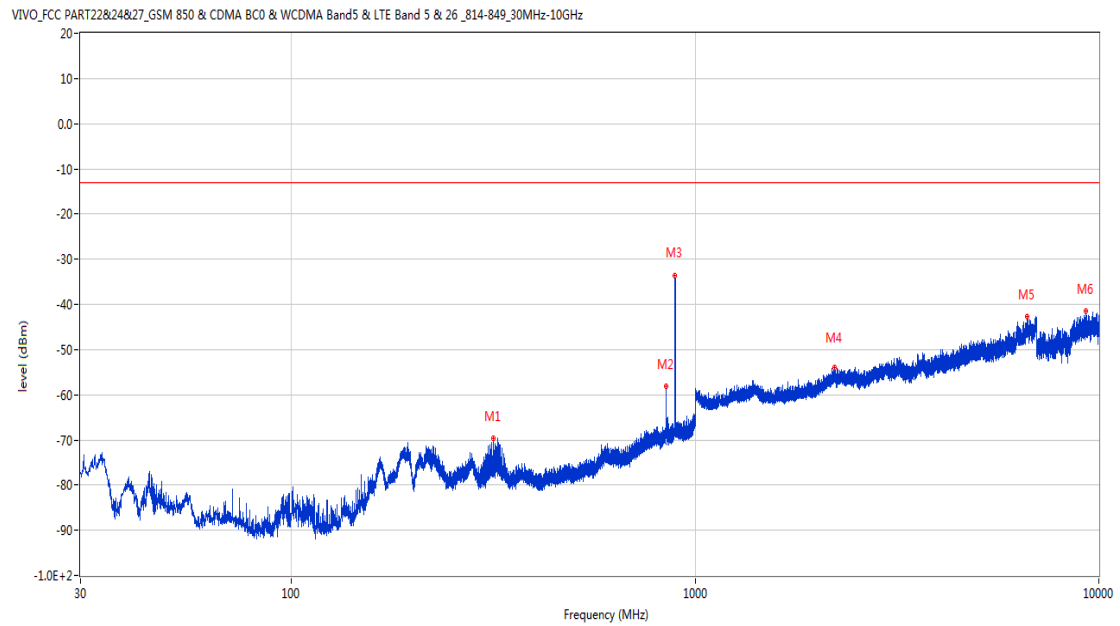
VIVO_FCC PART22&24&27_GSM 850 & CDMA BC0 & WCDMA Band5 & LTE Band 5 & 26_814-849_30MHz-10GHz



Frequency (MHz)	Result (dBm)	Factor (dB)	PK Limit (dBm)	Over Limit (dB)	Table (o)	ANT	EUT	Verdict
34.316	-65.42	-18.28	-13.0	-52.42	360.00	Vertical	Vertical	Pass
836.409	-44.32	2.59	-13.0	-31.32	255.00	Vertical	Vertical	N/A
883.115	-35.93	2.99	-13.0	-22.93	104.00	Vertical	Vertical	N/A
1674.600	-55.47	-5.76	-13.0	-42.47	300.00	Vertical	Vertical	Pass
6772.000	-42.05	11.65	-13.0	-29.05	29.00	Vertical	Vertical	Pass
9415.451	-42.28	15.99	-13.0	-29.28	208.00	Vertical	Vertical	Pass

24.3 WCDMA Band 5 High Channel

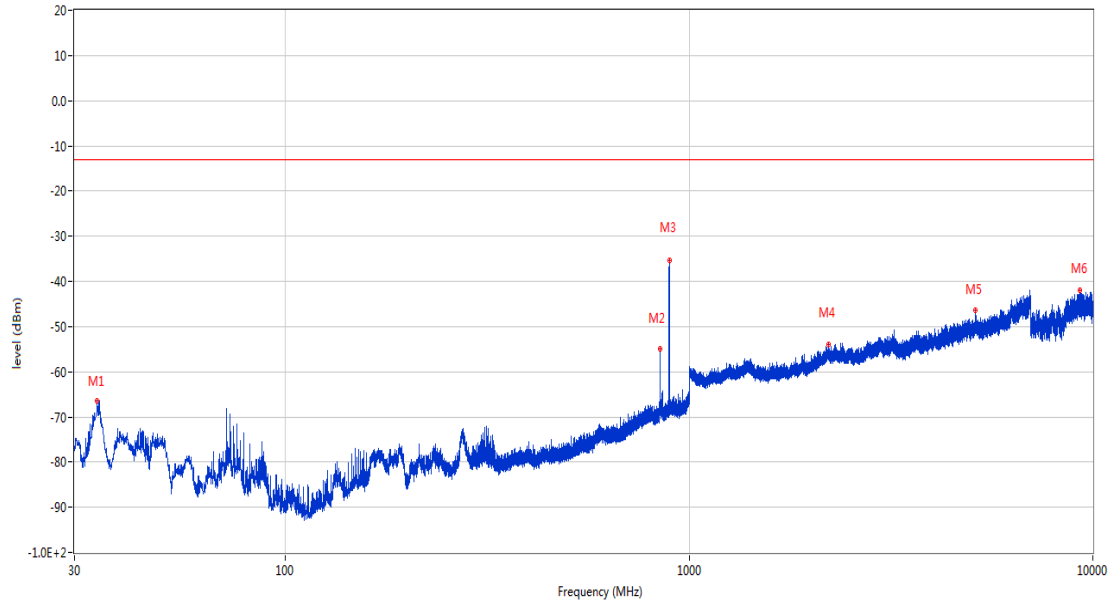
RSE-H&H WCDMA Band 5 CH4233



Frequency (MHz)	Result (dBm)	Factor (dB)	PK Limit (dBm)	Over Limit (dB)	Table (o)	ANT	EUT	Verdict
316.441	-69.66	-11.85	-13.0	-56.66	248.00	Horizontal	Horizontal	Pass
846.837	-58.20	2.52	-13.0	-45.20	336.00	Horizontal	Horizontal	N/A
890.390	-33.56	3.43	-13.0	-20.56	219.00	Horizontal	Horizontal	N/A
2215.500	-53.95	-1.08	-13.0	-40.95	214.00	Horizontal	Horizontal	Pass
6628.000	-42.60	12.05	-13.0	-29.60	58.00	Horizontal	Horizontal	Pass
9291.400	-41.41	15.35	-13.0	-28.41	106.00	Horizontal	Horizontal	Pass

RSE-V&V WCDMA Band 5 CH4233

VIVO_FCC PART22&24&27_GSM 850 & CDMA BC0 & WCDMA Band5 & LTE Band 5 & 26_814-849_30MHz-10GHz



Frequency (MHz)	Result (dBm)	Factor (dB)	PK Limit (dBm)	Over Limit (dB)	Table (o)	ANT	EUT	Verdict
34.123	-66.36	-18.23	-13.0	-53.36	118.00	Vertical	Vertical	Pass
846.886	-54.89	2.52	-13.0	-41.89	192.00	Vertical	Vertical	N/A
892.185	-35.24	3.52	-13.0	-22.24	103.00	Vertical	Vertical	N/A
2209.800	-53.85	-1.14	-13.0	-40.85	0.00	Vertical	Vertical	Pass
5128.000	-46.30	7.87	-13.0	-33.30	228.00	Vertical	Vertical	Pass
9280.000	-41.99	15.11	-13.0	-28.99	334.00	Vertical	Vertical	Pass

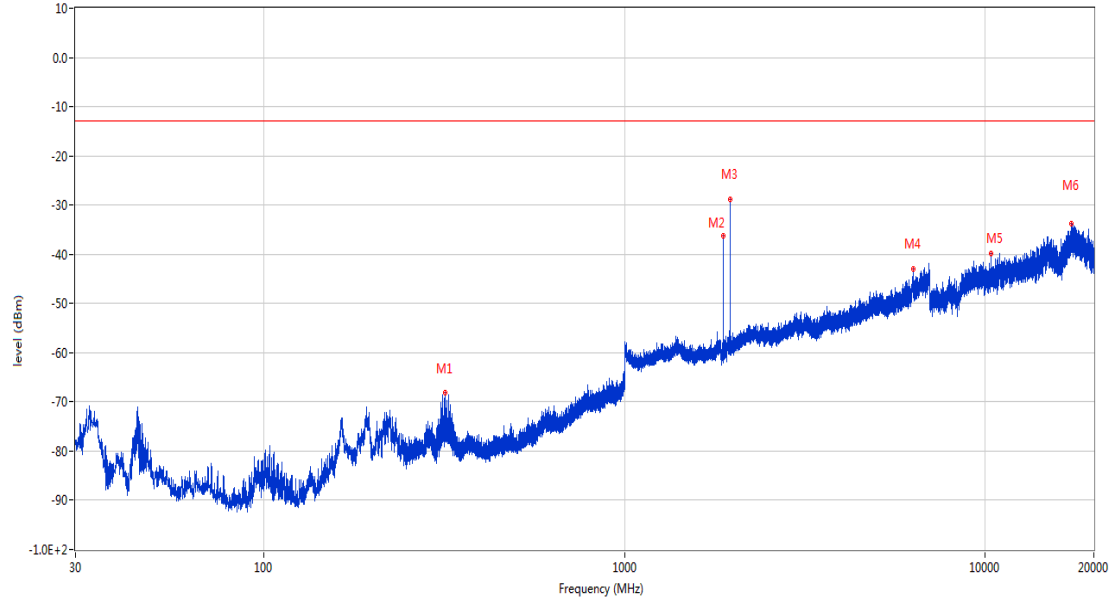
LTE

25 LTE Band 2

25.1 LTE Band 2 BW1.4, Middle Channel

RSE-H&H LTE Band 2 BW1.4 CH18900

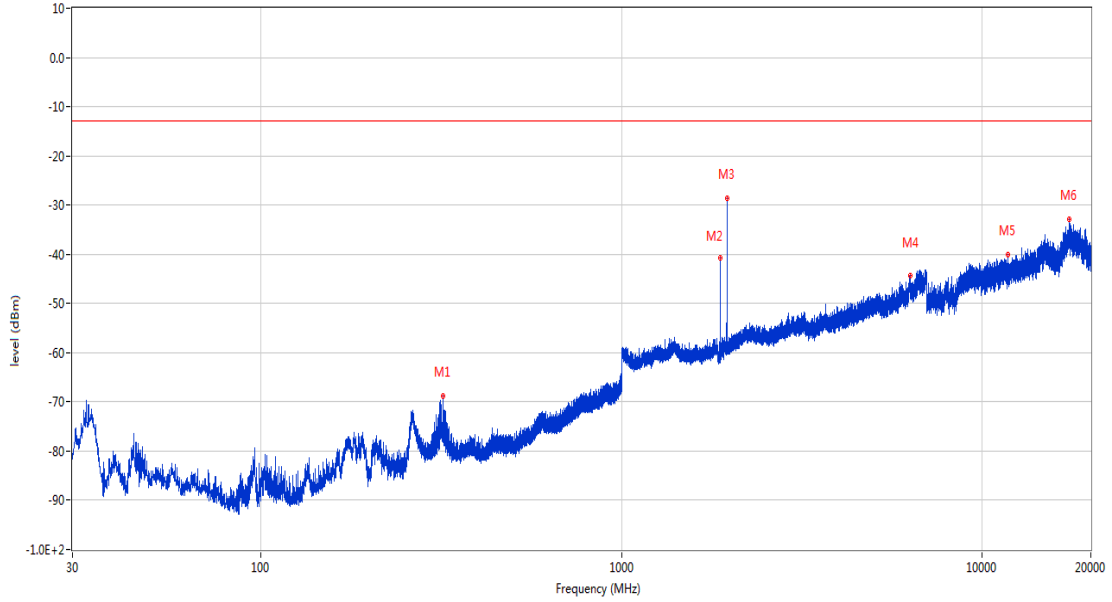
VIVO_FCC PART228,24&27_GSM 1900 & CDMA BC1 & WCDMA Band 2 & LTE Band 2 & 25_1830-1920_30MHz-20GHz



Frequency (MHz)	Result (dBm)	Factor (dB)	PK Limit (dBm)	Over Limit (dB)	Table (o)	ANT	EUT	Verdict
317.654	-68.14	-11.73	-13.0	-55.14	270.00	Horizontal	Horizontal	Pass
1880.000	-36.26	-4.03	-13.0	-23.26	21.00	Horizontal	Horizontal	N/A
1960.300	-28.80	-4.69	-13.0	-15.80	140.00	Horizontal	Horizontal	N/A
6303.200	-43.01	10.80	-13.0	-30.01	123.00	Horizontal	Horizontal	Pass
10379.275	-39.88	17.02	-13.0	-26.88	-3.00	Horizontal	Horizontal	Pass
17316.411	-33.88	21.09	-13.0	-20.88	98.00	Horizontal	Horizontal	Pass

RSE-H&V LTE Band 2 BW1.4 CH18900

VIVO_FCC PART22&24&27_GSM 1900 & CDMA BC1 & WCDMA Band 2 & LTE Band 2 & 25_1830-1920_30MHz-20GHz

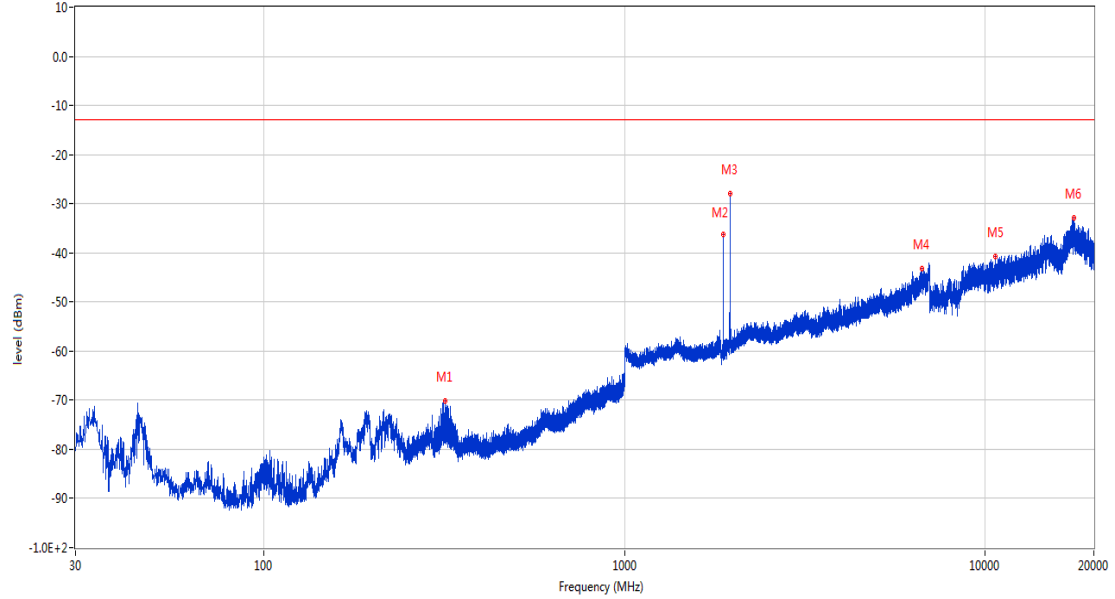


Frequency (MHz)	Result (dBm)	Factor (dB)	PK Limit (dBm)	Over Limit (dB)	Table (o)	ANT	EUT	Verdict
319.351	-68.82	-11.71	-13.0	-55.82	43.00	Horizontal	Vertical	Pass
1880.000	-40.76	-4.03	-13.0	-27.76	161.00	Horizontal	Vertical	N/A
1960.400	-28.58	-4.69	-13.0	-15.58	161.00	Horizontal	Vertical	N/A
6319.000	-44.32	10.04	-13.0	-31.32	327.00	Horizontal	Vertical	Pass
11806.713	-40.04	17.90	-13.0	-27.04	360.00	Horizontal	Vertical	Pass
17470.474	-32.97	21.72	-13.0	-19.97	330.00	Horizontal	Vertical	Pass

25.2 LTE Band 2 BW3, Middle Channel

RSE-H&H LTE Band 2 BW3 CH18900

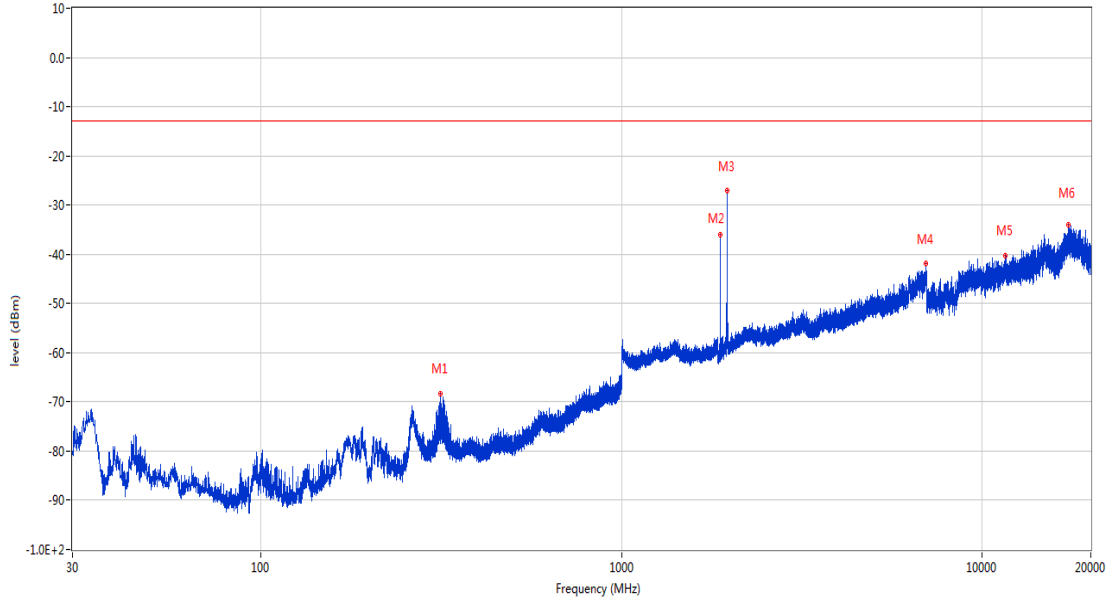
VIVO_FCC PART228,24&27_GSM 1900 & CDMA BC1 & WCDMA Band 2 & LTE Band 2 & 25_1830-1920_30MHz-20GHz



Frequency (MHz)	Result (dBm)	Factor (dB)	PK Limit (dBm)	Over Limit (dB)	Table (o)	ANT	EUT	Verdict
317.654	-70.10	-11.73	-13.0	-57.10	138.00	Horizontal	Horizontal	Pass
1879.100	-36.29	-4.04	-13.0	-23.29	43.00	Horizontal	Horizontal	N/A
1960.900	-28.00	-4.69	-13.0	-15.00	162.00	Horizontal	Horizontal	N/A
6684.000	-43.25	11.95	-13.0	-30.25	1.00	Horizontal	Horizontal	Pass
10646.938	-40.84	16.37	-13.0	-27.84	186.00	Horizontal	Horizontal	Pass
17589.012	-32.98	22.09	-13.0	-19.98	0.00	Horizontal	Horizontal	Pass

RSE-H&V LTE Band 2 BW3 CH18900

VIVO_FCC PART22&24&27_GSM 1900 & CDMA BC1 & WCDMA Band 2 & LTE Band 2 & 25_1830-1920_30MHz-20GHz

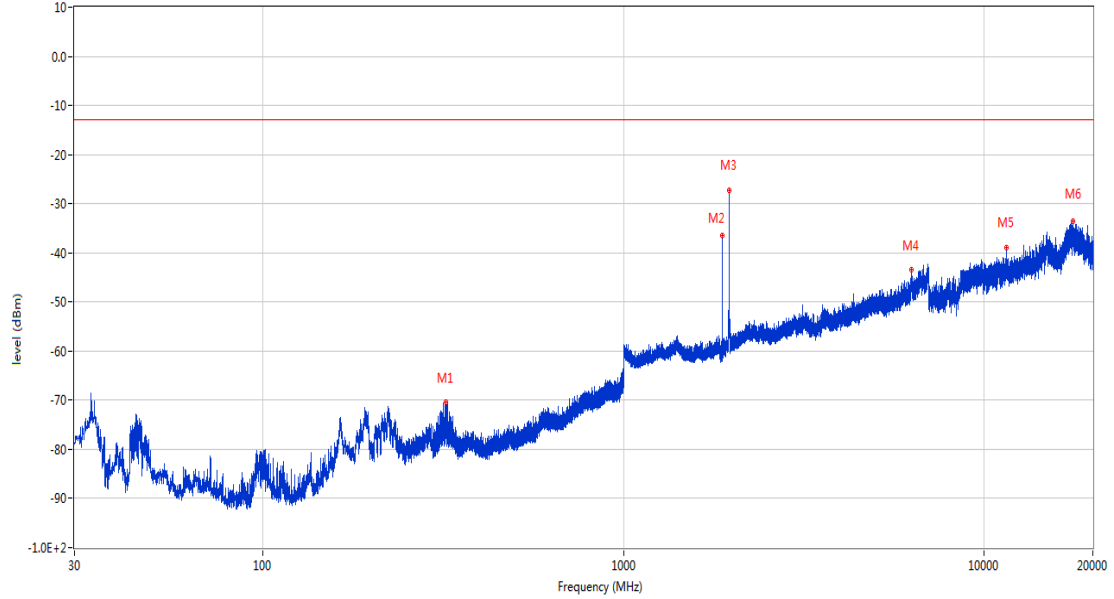


Frequency (MHz)	Result (dBm)	Factor (dB)	PK Limit (dBm)	Over Limit (dB)	Table (o)	ANT	EUT	Verdict
314.792	-68.43	-11.86	-13.0	-55.43	184.00	Horizontal	Vertical	Pass
1879.100	-36.04	-4.04	-13.0	-23.04	139.00	Horizontal	Vertical	N/A
1959.800	-27.02	-4.68	-13.0	-14.02	139.00	Horizontal	Vertical	N/A
6973.200	-41.93	13.67	-13.0	-28.93	208.00	Horizontal	Vertical	Pass
11599.425	-40.35	18.00	-13.0	-27.35	134.00	Horizontal	Vertical	Pass
17308.801	-34.03	21.11	-13.0	-21.03	57.00	Horizontal	Vertical	Pass

25.3 LTE Band 2 BW5, Middle Channel

RSE-H&H LTE Band 2 BW5 CH18900

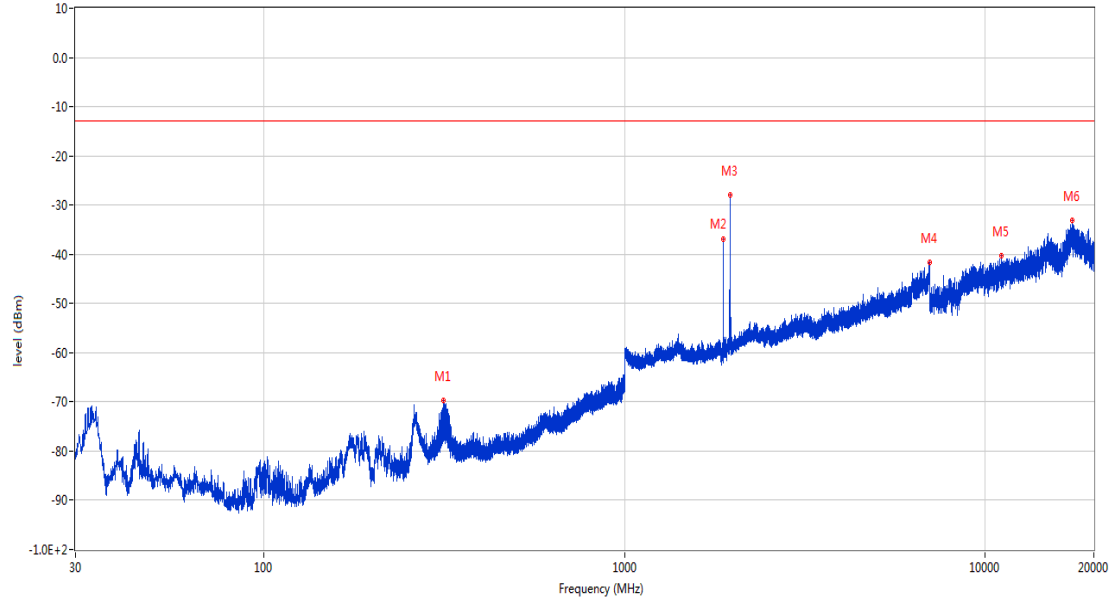
VIVO_FCC PART228,24&27_GSM 1900 & CDMA BC1 & WCDMA Band 2 & LTE Band 2 & 25_1830-1920_30MHz-20GHz



Frequency (MHz)	Result (dBm)	Factor (dB)	PK Limit (dBm)	Over Limit (dB)	Table (o)	ANT	EUT	Verdict
322.212	-70.33	-11.46	-13.0	-57.33	300.00	Horizontal	Horizontal	Pass
1878.200	-36.56	-4.05	-13.0	-23.56	37.00	Horizontal	Horizontal	N/A
1959.000	-27.29	-4.67	-13.0	-14.29	150.00	Horizontal	Horizontal	N/A
6279.200	-43.44	11.27	-13.0	-30.44	234.00	Horizontal	Horizontal	Pass
11530.713	-39.00	17.29	-13.0	-26.00	355.00	Horizontal	Horizontal	Pass
17591.550	-33.49	22.06	-13.0	-20.49	8.00	Horizontal	Horizontal	Pass

RSE-H&V LTE Band 2 BW5 CH18900

VIVO_FCC PART22&24&27_GSM 1900 & CDMA BC1 & WCDMA Band 2 & LTE Band 2 & 25_1830-1920_30MHz-20GHz

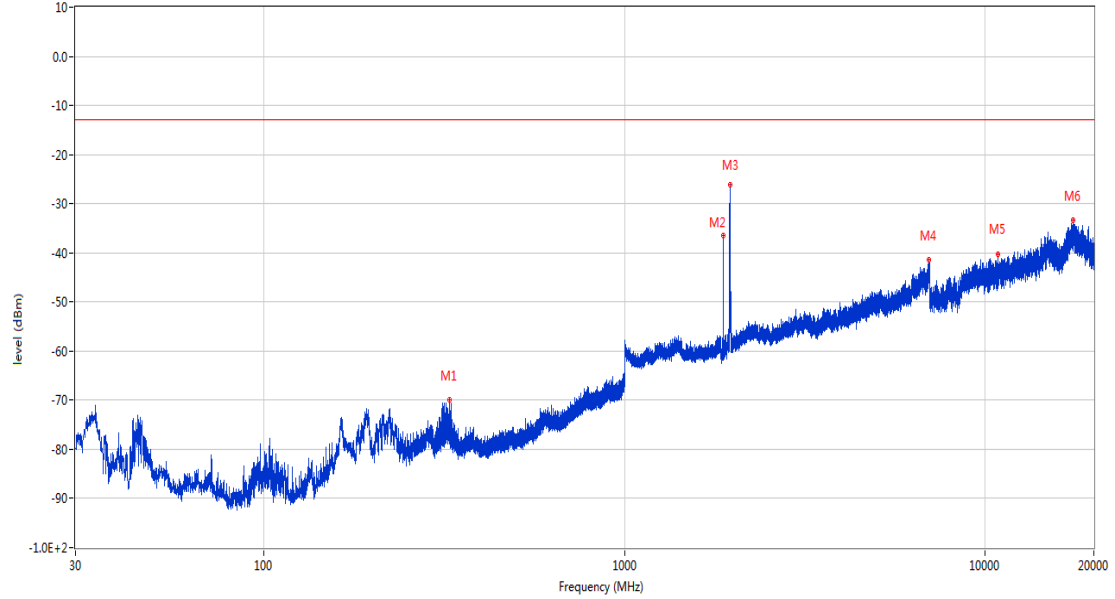


Frequency (MHz)	Result (dBm)	Factor (dB)	PK Limit (dBm)	Over Limit (dB)	Table (o)	ANT	EUT	Verdict
314.743	-69.68	-11.86	-13.0	-56.68	-3.00	Horizontal	Vertical	Pass
1878.200	-36.85	-4.05	-13.0	-23.85	161.00	Horizontal	Vertical	N/A
1959.600	-28.00	-4.68	-13.0	-15.00	161.00	Horizontal	Vertical	N/A
6998.600	-41.65	13.64	-13.0	-28.65	281.00	Horizontal	Vertical	Pass
11068.412	-40.25	15.89	-13.0	-27.25	208.00	Horizontal	Vertical	Pass
17399.063	-33.19	22.70	-13.0	-20.19	54.00	Horizontal	Vertical	Pass

25.4 LTE Band 2 BW10, Middle Channel

RSE-H&H LTE Band 2 BW10 CH18900

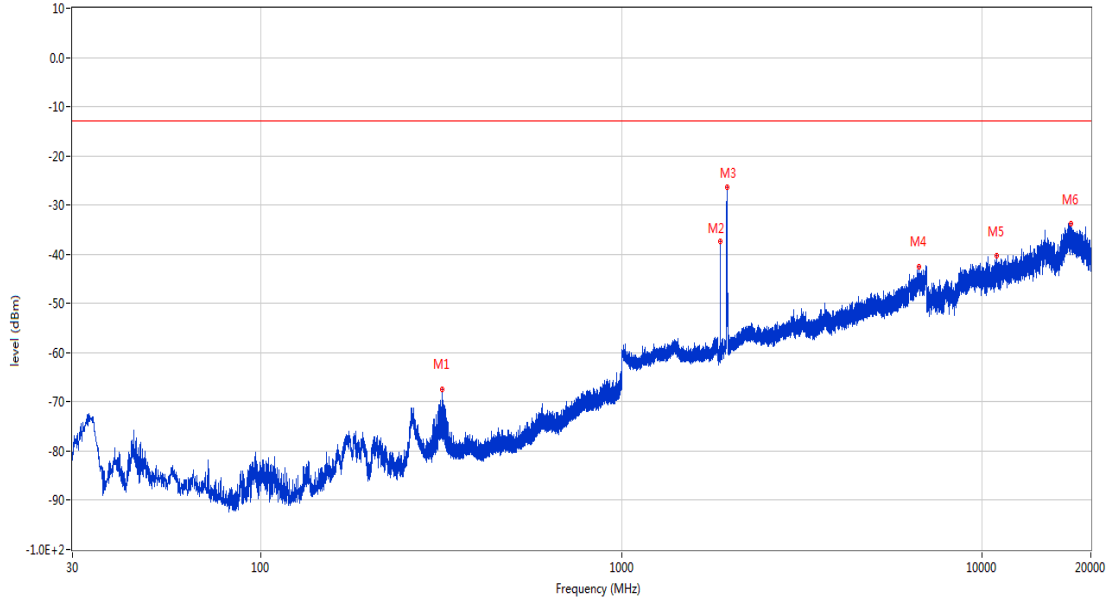
VIVO_FCC PART228,24&27_GSM 1900 & CDMA BC1 & WCDMA Band 2 & LTE Band 2 & 25_1830-1920_30MHz-20GHz



Frequency (MHz)	Result (dBm)	Factor (dB)	PK Limit (dBm)	Over Limit (dB)	Table (o)	ANT	EUT	Verdict
326.674	-69.93	-11.30	-13.0	-56.93	240.00	Horizontal	Horizontal	Pass
1876.000	-36.42	-4.08	-13.0	-23.42	59.00	Horizontal	Horizontal	N/A
1963.000	-26.06	-4.65	-13.0	-13.06	154.00	Horizontal	Horizontal	N/A
6975.400	-41.49	13.72	-13.0	-28.49	243.00	Horizontal	Horizontal	Pass
10870.038	-40.39	17.33	-13.0	-27.39	360.00	Horizontal	Horizontal	Pass
17476.637	-33.25	21.71	-13.0	-20.25	22.00	Horizontal	Horizontal	Pass

RSE-H&V LTE Band 2 BW10 CH18900

VIVO_FCC PART22&24&27_GSM 1900 & CDMA BC1 & WCDMA Band 2 & LTE Band 2 & 25_1830-1920_30MHz-20GHz

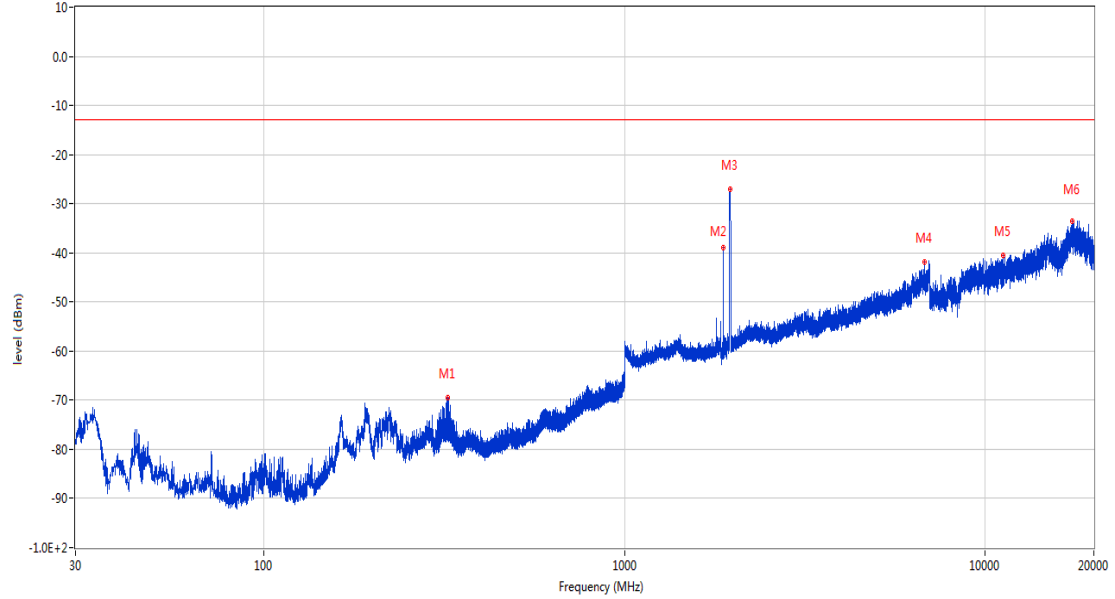


Frequency (MHz)	Result (dBm)	Factor (dB)	PK Limit (dBm)	Over Limit (dB)	Table (o)	ANT	EUT	Verdict
317.702	-67.38	-11.73	-13.0	-54.38	46.00	Horizontal	Vertical	Pass
1876.000	-37.26	-4.08	-13.0	-24.26	152.00	Horizontal	Vertical	N/A
1964.400	-26.40	-4.61	-13.0	-13.40	152.00	Horizontal	Vertical	N/A
6681.200	-42.50	11.79	-13.0	-29.50	330.00	Horizontal	Vertical	Pass
10963.474	-40.19	16.76	-13.0	-27.19	357.00	Horizontal	Vertical	Pass
17588.287	-33.76	22.10	-13.0	-20.76	360.00	Horizontal	Vertical	Pass

25.5 LTE Band 2 BW15, Middle Channel

RSE-H&H LTE Band 2 BW15 CH18900

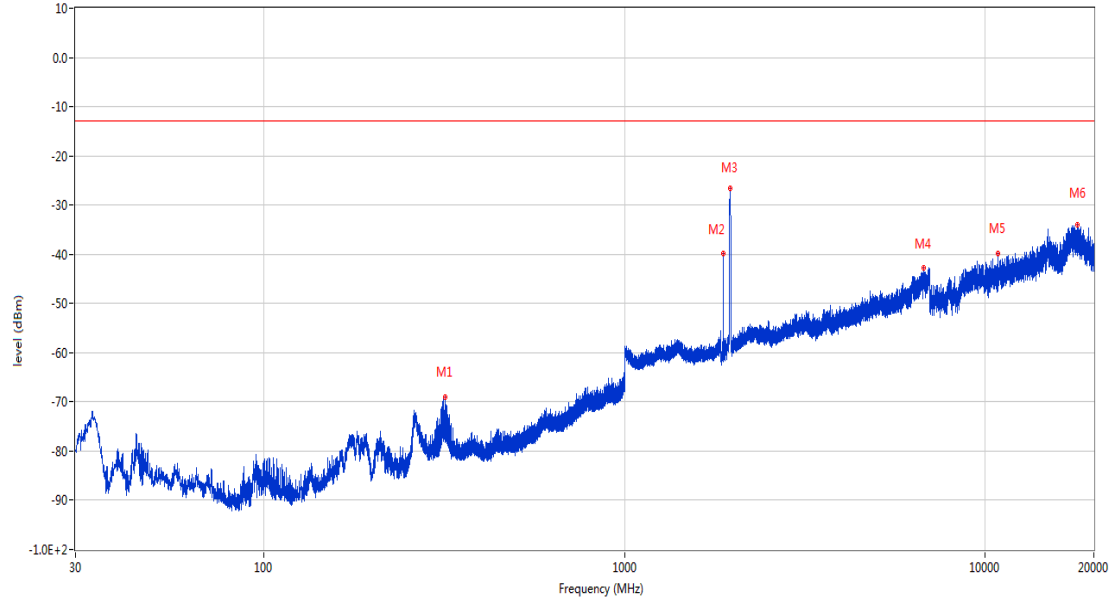
VIVO_FCC PART228,24&27_GSM 1900 & CDMA BC1 & WCDMA Band 2 & LTE Band 2 & 25_1830-1920_30MHz-20GHz



Frequency (MHz)	Result (dBm)	Factor (dB)	PK Limit (dBm)	Over Limit (dB)	Table (o)	ANT	EUT	Verdict
322.310	-69.55	-11.46	-13.0	-56.55	264.00	Horizontal	Horizontal	Pass
1873.800	-38.96	-4.11	-13.0	-25.96	31.00	Horizontal	Horizontal	N/A
1959.200	-27.00	-4.67	-13.0	-14.00	146.00	Horizontal	Horizontal	N/A
6778.800	-41.96	11.91	-13.0	-28.96	79.00	Horizontal	Horizontal	Pass
11234.300	-40.56	16.59	-13.0	-27.56	-3.00	Horizontal	Horizontal	Pass
17470.839	-33.56	21.72	-13.0	-20.56	360.00	Horizontal	Horizontal	Pass

RSE-H&V LTE Band 2 BW15 CH18900

VIVO_FCC PART22&24&27_GSM 1900 & CDMA BC1 & WCDMA Band 2 & LTE Band 2 & 25_1830-1920_30MHz-20GHz

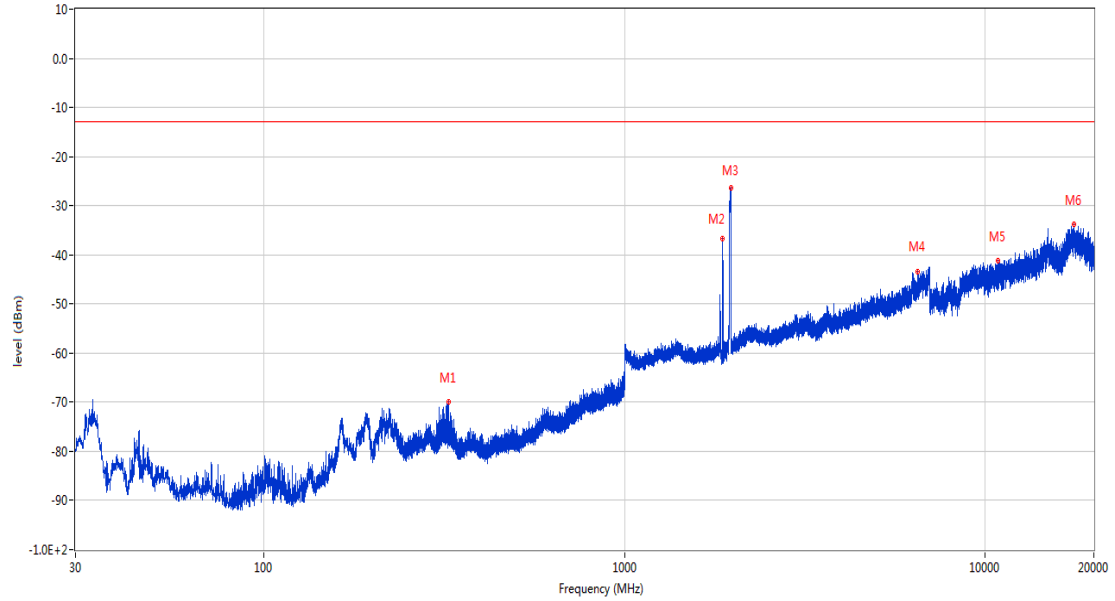


Frequency (MHz)	Result (dBm)	Factor (dB)	PK Limit (dBm)	Over Limit (dB)	Table (o)	ANT	EUT	Verdict
317.654	-68.93	-11.73	-13.0	-55.93	21.00	Horizontal	Vertical	Pass
1873.700	-39.91	-4.11	-13.0	-26.91	359.00	Horizontal	Vertical	N/A
1961.600	-26.66	-4.71	-13.0	-13.66	164.00	Horizontal	Vertical	N/A
6762.000	-42.80	11.43	-13.0	-29.80	97.00	Horizontal	Vertical	Pass
10861.700	-39.85	17.48	-13.0	-26.85	190.00	Horizontal	Vertical	Pass
18058.813	-34.05	23.00	-13.0	-21.05	4.00	Horizontal	Vertical	Pass

26.6 LTE Band 2 BW20, Middle Channel

RSE-H&H LTE Band 2 BW20 CH18900

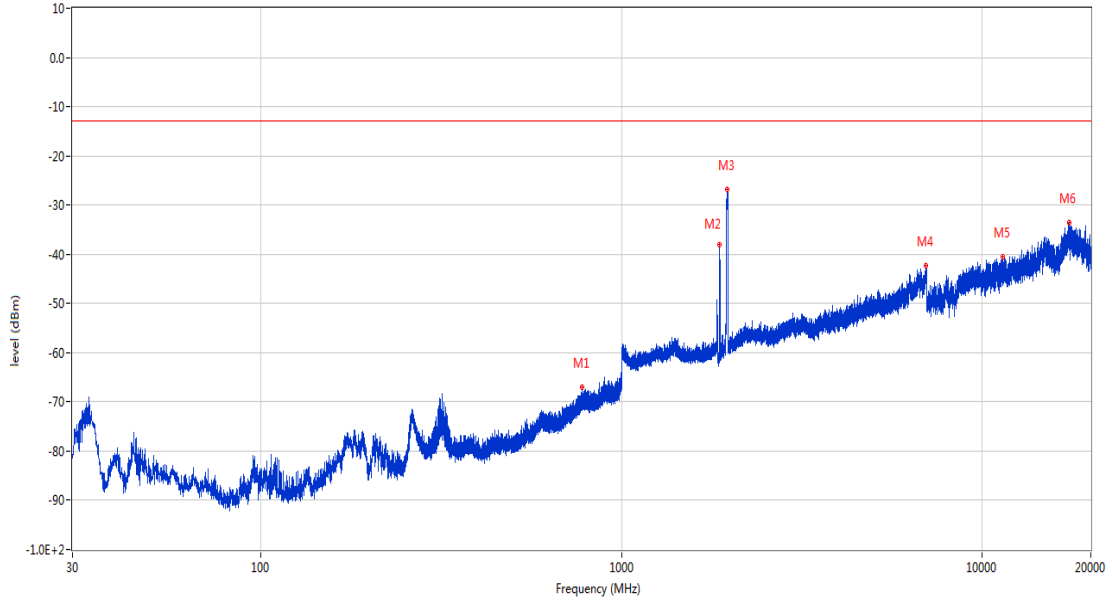
VIVO_FCC PART228,24&27_GSM 1900 & CDMA BC1 & WCDMA Band 2 & LTE Band 2 & 25_1830-1920_30MHz-20GHz



Frequency (MHz)	Result (dBm)	Factor (dB)	PK Limit (dBm)	Over Limit (dB)	Table (o)	ANT	EUT	Verdict
325.220	-69.93	-11.35	-13.0	-56.93	234.00	Horizontal	Horizontal	Pass
1871.500	-36.65	-4.14	-13.0	-23.65	48.00	Horizontal	Horizontal	N/A
1968.700	-26.27	-4.45	-13.0	-13.27	168.00	Horizontal	Horizontal	N/A
6487.000	-43.46	10.05	-13.0	-30.46	243.00	Horizontal	Horizontal	Pass
10861.412	-41.18	17.49	-13.0	-28.18	360.00	Horizontal	Horizontal	Pass
17596.987	-33.74	22.00	-13.0	-20.74	135.00	Horizontal	Horizontal	Pass

RSE-H&V LTE Band 2 BW20 CH18900

VIVO_FCC PART22&24&27_GSM 1900 & CDMA BC1 & WCDMA Band 2 & LTE Band 2 & 25_1830-1920_30MHz-20GHz



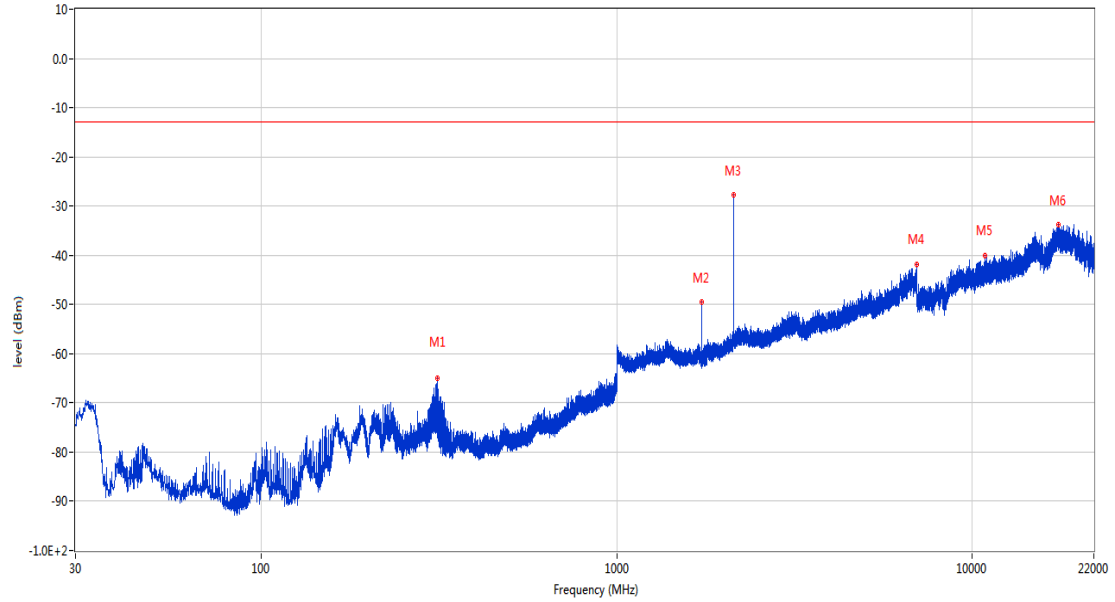
Frequency (MHz)	Result (dBm)	Factor (dB)	PK Limit (dBm)	Over Limit (dB)	Table (o)	ANT	EUT	Verdict
778.695	-67.06	1.63	-13.0	-54.06	361.00	Horizontal	Vertical	Pass
1871.600	-37.98	-4.14	-13.0	-24.98	145.00	Horizontal	Vertical	N/A
1965.100	-26.91	-4.59	-13.0	-13.91	145.00	Horizontal	Vertical	N/A
6968.200	-42.29	13.41	-13.0	-29.29	133.00	Horizontal	Vertical	Pass
11402.776	-40.50	17.08	-13.0	-27.50	13.00	Horizontal	Vertical	Pass
17461.051	-33.46	21.74	-13.0	-20.46	2.00	Horizontal	Vertical	Pass

26 LTE Band 4

26.1 LTE Band 4 BW1.4, Middle Channel

RSE-H&H LTE Band 4 BW1.4 CH20175

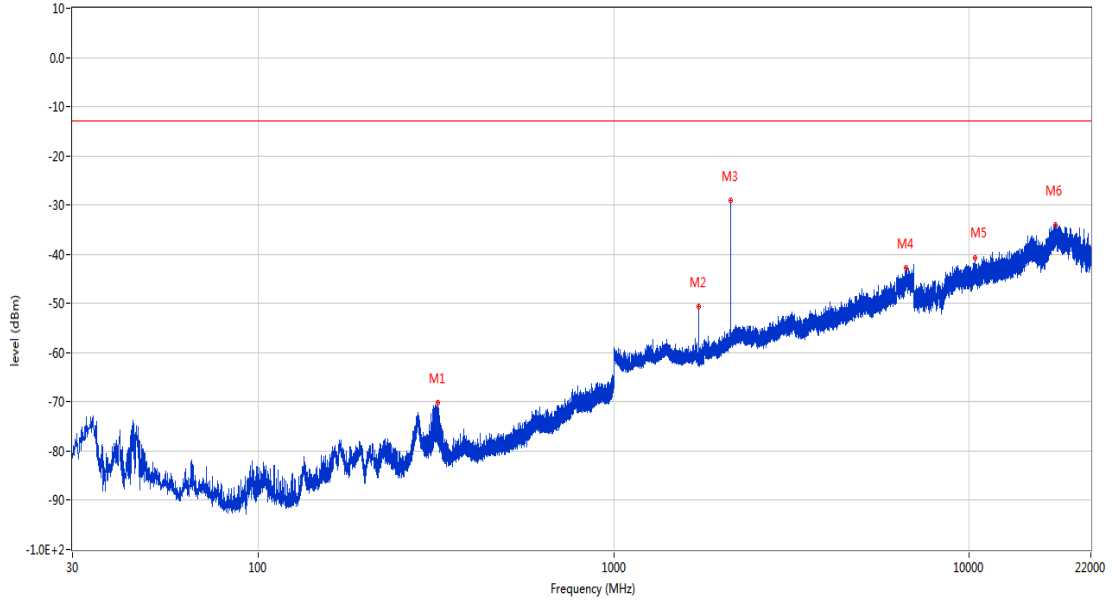
VIVO_FCC PART22&24&27_WCDMA Band 4 & LTE Band 4 & 66_1710-1785_30MHz-20GHz



Frequency (MHz)	Result (dBm)	Factor (dB)	PK Limit (dBm)	Over Limit (dB)	Table (o)	ANT	EUT	Verdict
312.125	-64.99	-11.95	-13.0	-51.99	302.00	Horizontal	Horizontal	Pass
1732.400	-49.57	-4.53	-13.0	-36.57	7.00	Horizontal	Horizontal	N/A
2132.800	-27.79	-2.61	-13.0	-14.79	126.00	Horizontal	Horizontal	N/A
6981.600	-41.81	13.84	-13.0	-28.81	16.00	Horizontal	Horizontal	Pass
10852.213	-39.99	17.64	-13.0	-26.99	165.00	Horizontal	Horizontal	Pass
17446.687	-33.89	22.01	-13.0	-20.89	194.00	Horizontal	Horizontal	Pass

RSE-H&V LTE Band 4 BW1.4 CH20175

VIVO_FCC PART22&24&27_WCDMA Band 4 & LTE Band 4 & 66_1710-1785_30MHz-20GHz

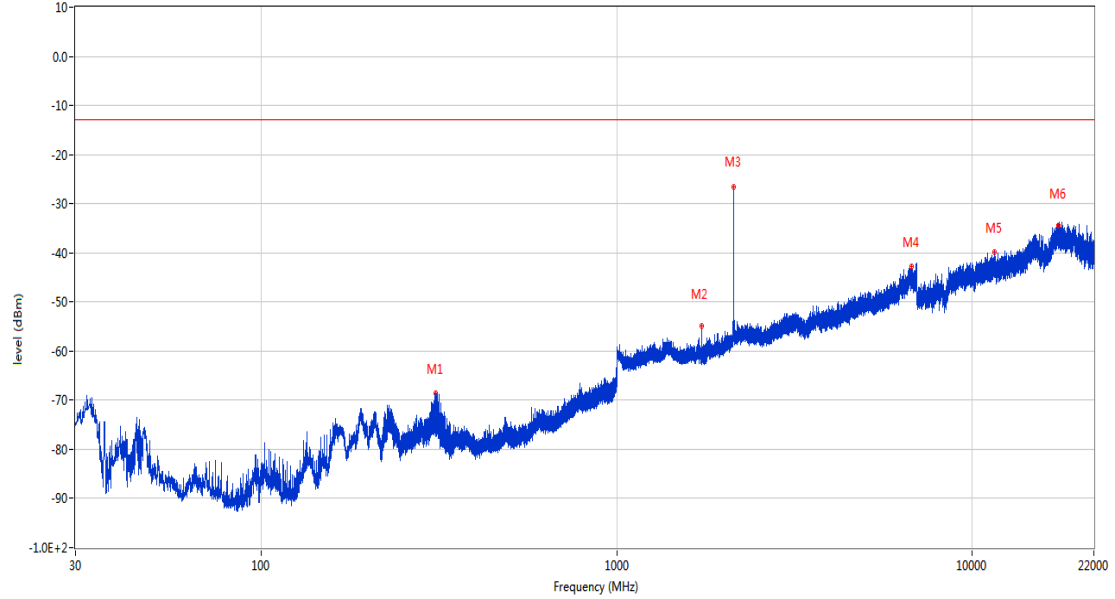


Frequency (MHz)	Result (dBm)	Factor (dB)	PK Limit (dBm)	Over Limit (dB)	Table (o)	ANT	EUT	Verdict
319.302	-70.03	-11.78	-13.0	-57.03	24.00	Horizontal	Vertical	Pass
1732.600	-50.66	-4.53	-13.0	-37.66	159.00	Horizontal	Vertical	N/A
2132.900	-29.06	-2.61	-13.0	-16.06	159.00	Horizontal	Vertical	N/A
6644.400	-42.84	11.91	-13.0	-29.84	353.00	Horizontal	Vertical	Pass
10385.313	-40.77	16.97	-13.0	-27.77	0.00	Horizontal	Vertical	Pass
17472.125	-34.03	21.72	-13.0	-21.03	239.00	Horizontal	Vertical	Pass

26.2 LTE Band 4 BW3, Middle Channel

RSE-H&H LTE Band 4 BW3 CH20175

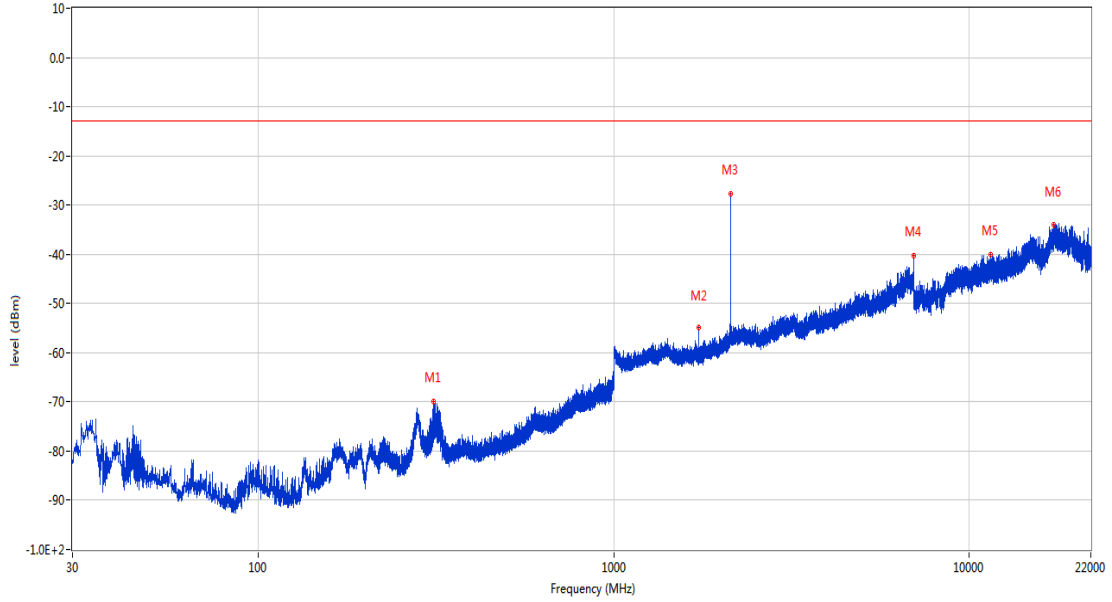
VIVO_FCC PART228,24&27_WCDMA Band 4 & LTE Band 4 & 66_1710-1785_30MHz-20GHz



Frequency (MHz)	Result (dBm)	Factor (dB)	PK Limit (dBm)	Over Limit (dB)	Table (o)	ANT	EUT	Verdict
309.021	-68.54	-12.26	-13.0	-55.54	265.00	Horizontal	Horizontal	Pass
1731.500	-54.96	-4.53	-13.0	-41.96	28.00	Horizontal	Horizontal	N/A
2132.500	-26.69	-2.62	-13.0	-13.69	28.00	Horizontal	Horizontal	N/A
6744.200	-42.86	11.92	-13.0	-29.86	94.00	Horizontal	Horizontal	Pass
11575.850	-39.77	17.52	-13.0	-26.77	363.00	Horizontal	Horizontal	Pass
17443.449	-34.48	22.08	-13.0	-21.48	148.00	Horizontal	Horizontal	Pass

RSE-H&V LTE Band 4 BW3 CH20175

VIVO_FCC PART22&24&27_WCDMA Band 4 & LTE Band 4 & 66_1710-1785_30MHz-20GHz

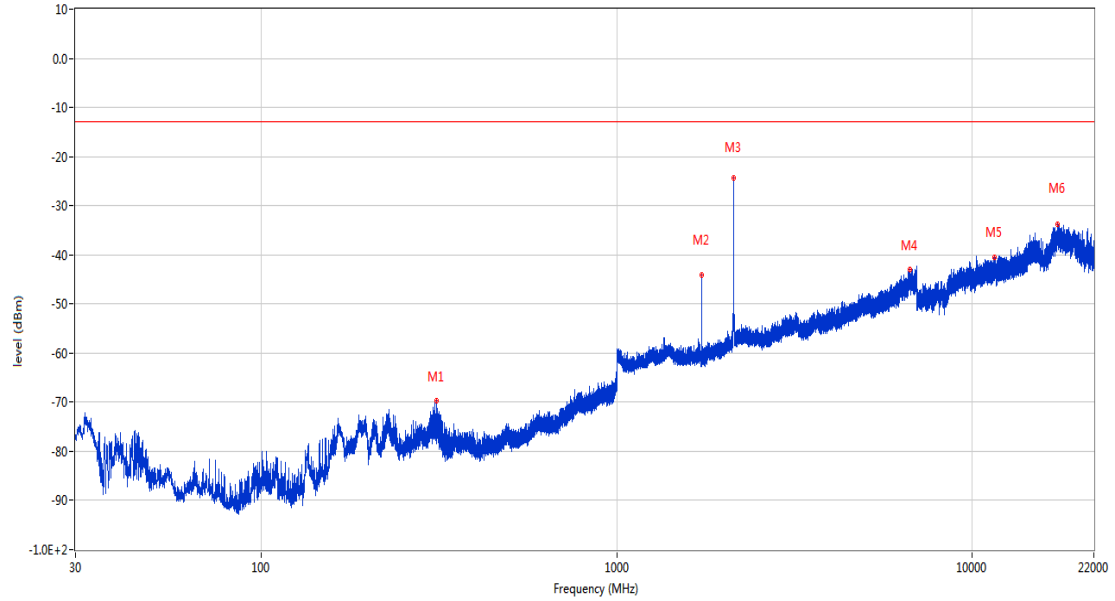


Frequency (MHz)	Result (dBm)	Factor (dB)	PK Limit (dBm)	Over Limit (dB)	Table (o)	ANT	EUT	Verdict
312.027	-69.97	-11.96	-13.0	-56.97	51.00	Horizontal	Vertical	Pass
1731.800	-54.88	-4.53	-13.0	-41.88	147.00	Horizontal	Vertical	N/A
2132.300	-27.66	-2.63	-13.0	-14.66	127.00	Horizontal	Vertical	N/A
6999.800	-40.32	13.65	-13.0	-27.32	85.00	Horizontal	Vertical	Pass
11516.912	-40.02	17.54	-13.0	-27.02	285.00	Horizontal	Vertical	Pass
17294.524	-33.93	21.13	-13.0	-20.93	76.00	Horizontal	Vertical	Pass

26.3 LTE Band 4 BW5, Middle Channel

RSE-H&H LTE Band 4 BW5 CH20175

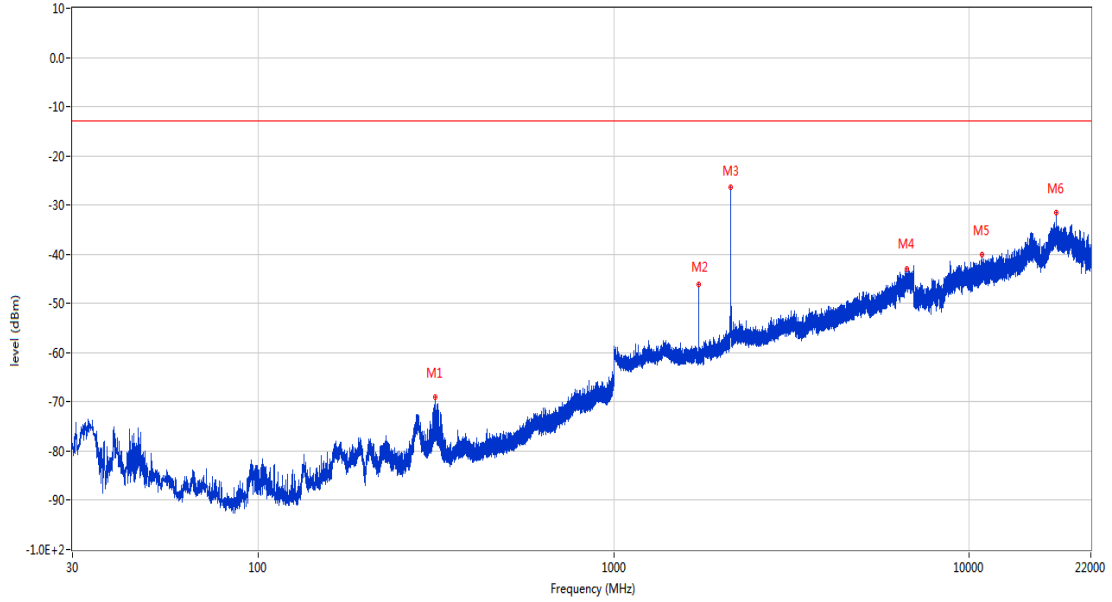
VIVO_FCC PART228,24&27_WCDMA Band 4 & LTE Band 4 & 66_1710-1785_30MHz-20GHz



Frequency (MHz)	Result (dBm)	Factor (dB)	PK Limit (dBm)	Over Limit (dB)	Table (o)	ANT	EUT	Verdict
310.524	-69.80	-12.10	-13.0	-56.80	276.00	Horizontal	Horizontal	Pass
1730.800	-44.04	-4.53	-13.0	-31.04	7.00	Horizontal	Horizontal	N/A
2132.000	-24.36	-2.64	-13.0	-11.36	130.00	Horizontal	Horizontal	N/A
6688.000	-43.00	11.92	-13.0	-30.00	17.00	Horizontal	Horizontal	Pass
11527.550	-40.56	17.35	-13.0	-27.56	360.00	Horizontal	Horizontal	Pass
17374.075	-33.77	22.01	-13.0	-20.77	363.00	Horizontal	Horizontal	Pass

RSE-H&V LTE Band 4 BW5 CH20175

VIVO_FCC PART22&24&27_WCDMA Band 4 & LTE Band 4 & 66_1710-1785_30MHz-20GHz

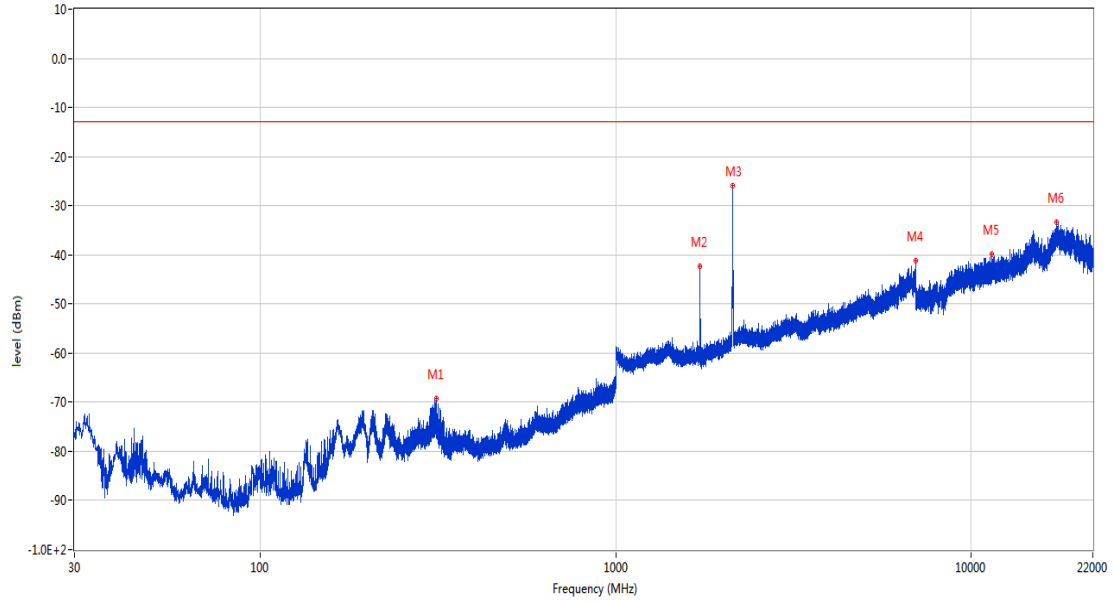


Frequency (MHz)	Result (dBm)	Factor (dB)	PK Limit (dBm)	Over Limit (dB)	Table (o)	ANT	EUT	Verdict
314.986	-69.10	-11.84	-13.0	-56.10	27.00	Horizontal	Vertical	Pass
1730.700	-46.06	-4.53	-13.0	-33.06	363.00	Horizontal	Vertical	N/A
2134.300	-26.46	-2.58	-13.0	-13.46	150.00	Horizontal	Vertical	N/A
6672.200	-42.94	11.58	-13.0	-29.94	211.00	Horizontal	Vertical	Pass
10882.975	-40.07	17.22	-13.0	-27.07	35.00	Horizontal	Vertical	Pass
17590.063	-31.52	22.08	-13.0	-18.52	360.00	Horizontal	Vertical	Pass

26.4 LTE Band 4 BW10, Middle Channel

RSE-H&H LTE Band 4 BW10 CH20175

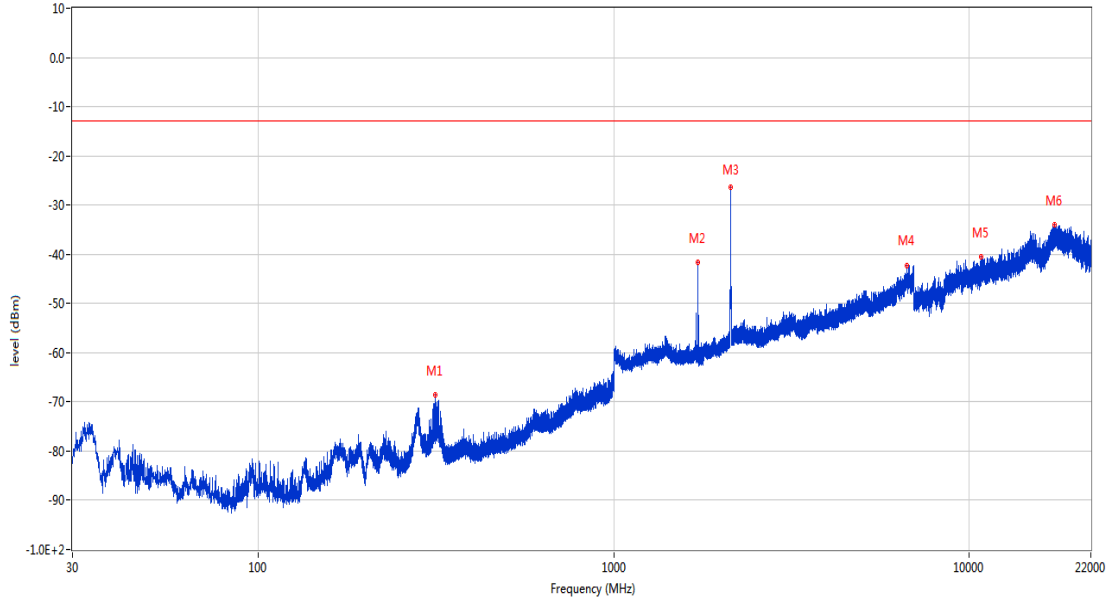
VIVO_FCC PART228,24&27_WCDMA Band 4 & LTE Band 4 & 66_1710-1785_30MHz-20GHz



Frequency (MHz)	Result (dBm)	Factor (dB)	PK Limit (dBm)	Over Limit (dB)	Table (o)	ANT	EUT	Verdict
313.531	-69.19	-11.89	-13.0	-56.19	262.00	Horizontal	Horizontal	Pass
1728.500	-42.35	-4.53	-13.0	-29.35	29.00	Horizontal	Horizontal	N/A
2128.900	-26.01	-2.72	-13.0	-13.01	136.00	Horizontal	Horizontal	N/A
6978.000	-41.10	13.90	-13.0	-28.10	59.00	Horizontal	Horizontal	Pass
11461.137	-39.80	17.34	-13.0	-26.80	149.00	Horizontal	Horizontal	Pass
17383.324	-33.36	22.31	-13.0	-20.36	-1.00	Horizontal	Horizontal	Pass

RSE-H&V LTE Band 4 BW10 CH20175

VIVO_FCC PART22&24&27_WCDMA Band 4 & LTE Band 4 & 66_1710-1785_30MHz-20GHz

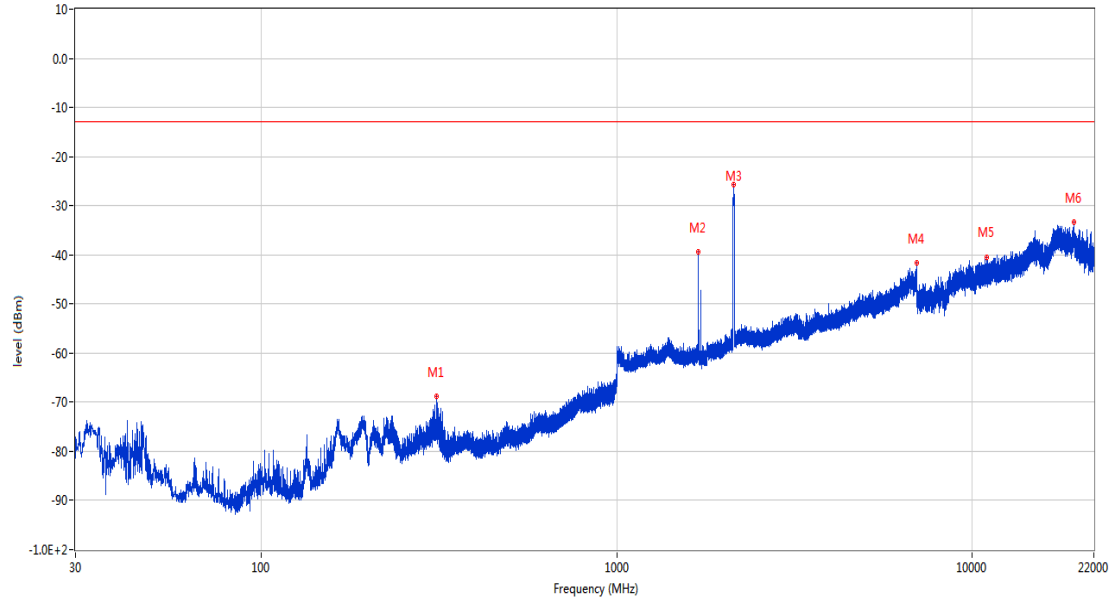


Frequency (MHz)	Result (dBm)	Factor (dB)	PK Limit (dBm)	Over Limit (dB)	Table (o)	ANT	EUT	Verdict
314.938	-68.50	-11.85	-13.0	-55.50	48.00	Horizontal	Vertical	Pass
1728.500	-41.63	-4.53	-13.0	-28.63	144.00	Horizontal	Vertical	N/A
2133.000	-26.43	-2.61	-13.0	-13.43	125.00	Horizontal	Vertical	N/A
6686.600	-42.39	11.98	-13.0	-29.39	79.00	Horizontal	Vertical	Pass
10824.037	-40.57	17.24	-13.0	-27.57	100.00	Horizontal	Vertical	Pass
17428.650	-33.98	22.44	-13.0	-20.98	11.00	Horizontal	Vertical	Pass

26.5 LTE Band 4 BW15, Middle Channel

RSE-H&H LTE Band 4 BW15 CH20175

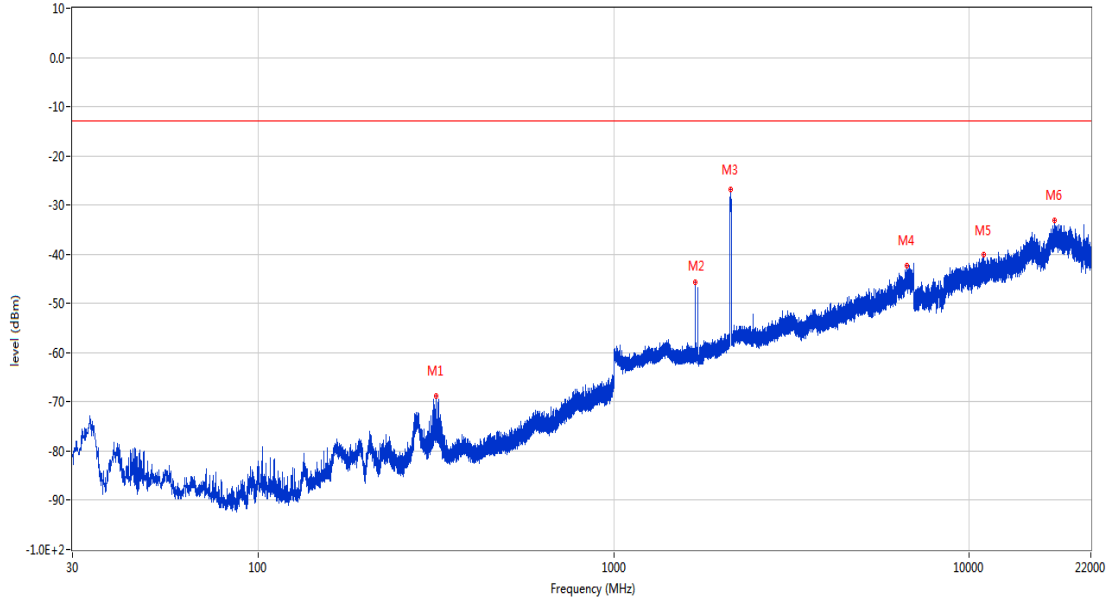
VIVO_FCC PART228,24&27_WCDMA Band 4 & LTE Band 4 & 66_1710-1785_30MHz-20GHz



Frequency (MHz)	Result (dBm)	Factor (dB)	PK Limit (dBm)	Over Limit (dB)	Table (o)	ANT	EUT	Verdict
310.621	-68.79	-12.09	-13.0	-55.79	259.00	Horizontal	Horizontal	Pass
1699.700	-39.45	-4.60	-13.0	-26.45	-2.00	Horizontal	Horizontal	N/A
2137.000	-25.68	-2.51	-13.0	-12.68	126.00	Horizontal	Horizontal	N/A
6993.200	-41.56	13.64	-13.0	-28.56	125.00	Horizontal	Horizontal	Pass
10985.037	-40.53	17.26	-13.0	-27.53	303.00	Horizontal	Horizontal	Pass
19388.725	-33.29	26.44	-13.0	-20.29	139.00	Horizontal	Horizontal	Pass

RSE-H&V LTE Band 4 BW15 CH20175

VIVO_FCC PART22&24&27_WCDMA Band 4 & LTE Band 4 & 66_1710-1785_30MHz-20GHz

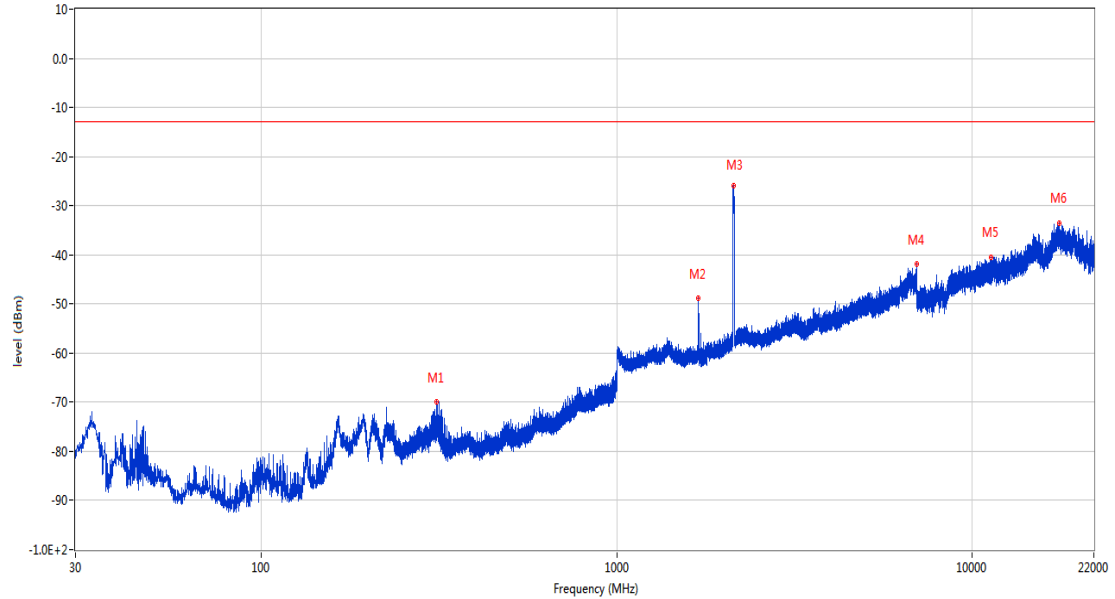


Frequency (MHz)	Result (dBm)	Factor (dB)	PK Limit (dBm)	Over Limit (dB)	Table (o)	ANT	EUT	Verdict
316.392	-68.76	-11.74	-13.0	-55.76	178.00	Horizontal	Vertical	Pass
1699.400	-45.72	-4.64	-13.0	-32.72	68.00	Horizontal	Vertical	N/A
2134.000	-26.76	-2.58	-13.0	-13.76	30.00	Horizontal	Vertical	N/A
6673.400	-42.31	11.61	-13.0	-29.31	44.00	Horizontal	Vertical	Pass
10970.951	-40.12	16.96	-13.0	-27.12	292.00	Horizontal	Vertical	Pass
17419.401	-33.15	22.65	-13.0	-20.15	86.00	Horizontal	Vertical	Pass

26.6 LTE Band 4 BW20, Middle Channel

RSE-H&H LTE Band 4 BW20 CH20175

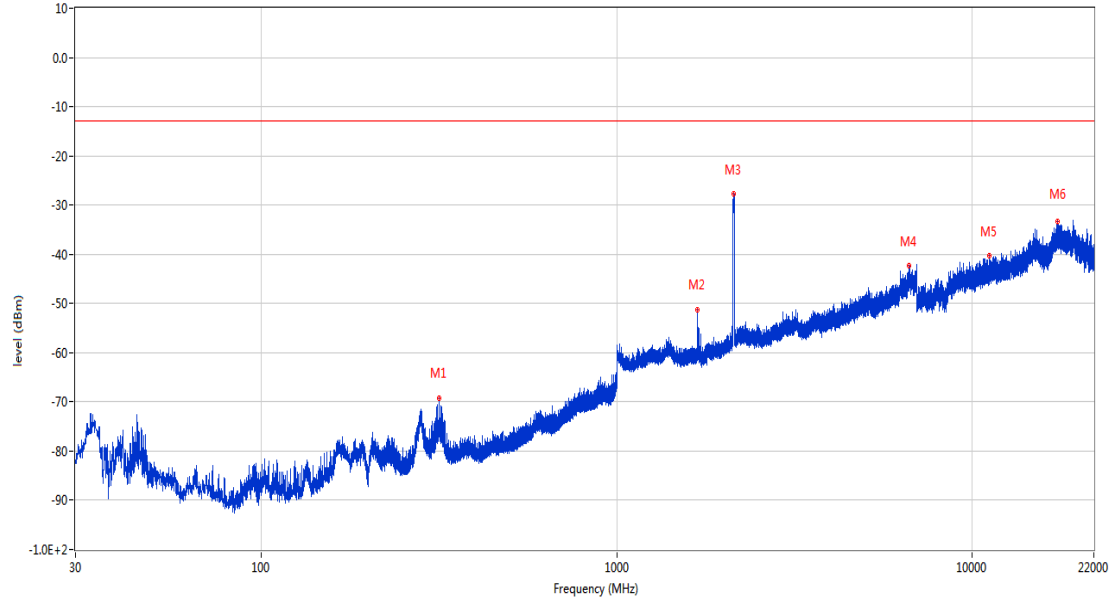
VIVO_FCC PART228,24&27_WCDMA Band 4 & LTE Band 4 & 66_1710-1785_30MHz-20GHz



Frequency (MHz)	Result (dBm)	Factor (dB)	PK Limit (dBm)	Over Limit (dB)	Table (o)	ANT	EUT	Verdict
310.621	-69.92	-12.09	-13.0	-56.92	250.00	Horizontal	Horizontal	Pass
1697.400	-48.87	-4.85	-13.0	-35.87	242.00	Horizontal	Horizontal	N/A
2135.900	-25.93	-2.56	-13.0	-12.93	143.00	Horizontal	Horizontal	N/A
6980.400	-41.96	13.80	-13.0	-28.96	100.00	Horizontal	Horizontal	Pass
11320.263	-40.52	17.62	-13.0	-27.52	363.00	Horizontal	Horizontal	Pass
17591.450	-33.58	22.06	-13.0	-20.58	250.00	Horizontal	Horizontal	Pass

RSE-H&V LTE Band 4 BW20 CH20175

VIVO_FCC PART22&24&27_WCDMA Band 4 & LTE Band 4 & 66_1710-1785_30MHz-20GHz



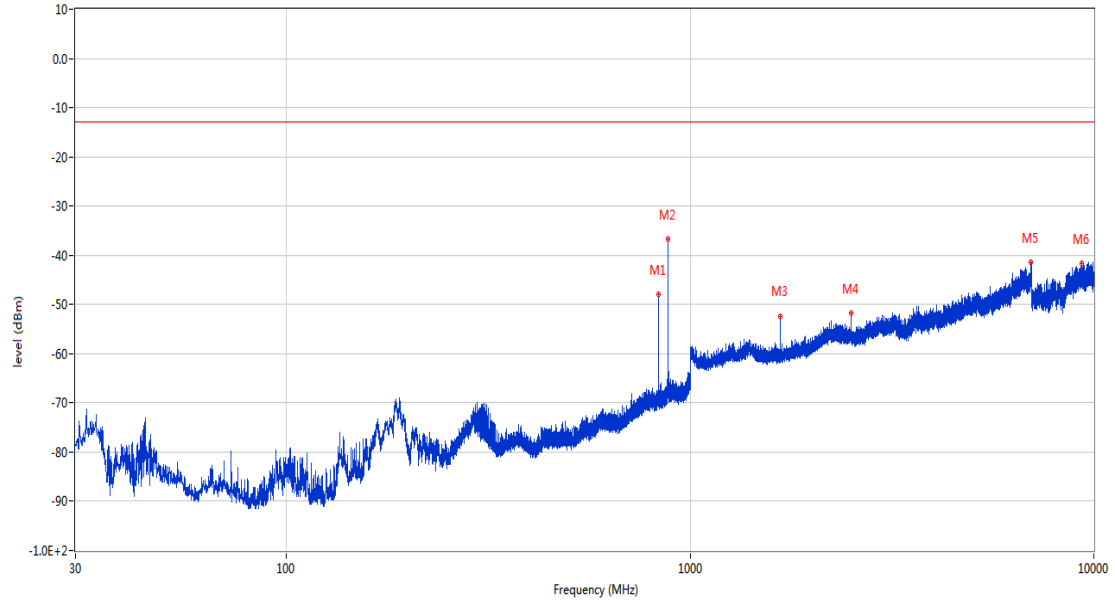
Frequency (MHz)	Result (dBm)	Factor (dB)	PK Limit (dBm)	Over Limit (dB)	Table (o)	ANT	EUT	Verdict
316.295	-69.22	-11.75	-13.0	-56.22	46.00	Horizontal	Vertical	Pass
1688.500	-51.21	-5.43	-13.0	-38.21	327.00	Horizontal	Vertical	N/A
2138.900	-27.76	-2.47	-13.0	-14.76	125.00	Horizontal	Vertical	N/A
6658.000	-42.37	11.50	-13.0	-29.37	353.00	Horizontal	Vertical	Pass
11149.200	-40.25	16.79	-13.0	-27.25	41.00	Horizontal	Vertical	Pass
17421.251	-33.35	22.62	-13.0	-20.35	361.00	Horizontal	Vertical	Pass

27 LTE Band 5

27.1 LTE Band 5 BW1.4, Middle Channel

RSE-H&H LTE Band 5 BW1.4 CH20525

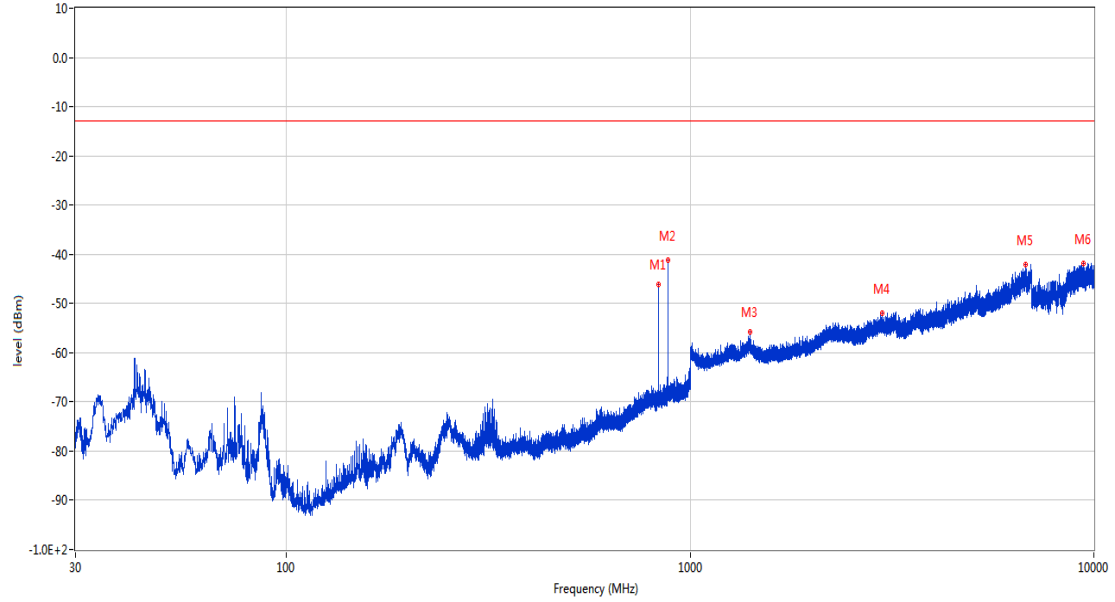
VIVO_FCC PART22&24&27_GSM 850 & CDMA BC0 & WCDMA Band5 & LTE Band 5 & 26_814-849_30MHz-10GHz



Frequency (MHz)	Result (dBm)	Factor (dB)	PK Limit (dBm)	Over Limit (dB)	Table (o)	ANT	EUT	Verdict
836.119	-47.97	2.58	-13.0	-34.97	359.00	Horizontal	Horizontal	N/A
881.369	-36.70	2.78	-13.0	-23.70	360.00	Horizontal	Horizontal	N/A
1672.500	-52.50	-5.91	-13.0	-39.50	357.00	Horizontal	Horizontal	Pass
2508.600	-51.71	-0.97	-13.0	-38.71	132.00	Horizontal	Horizontal	Pass
6993.600	-41.37	13.65	-13.0	-28.37	340.00	Horizontal	Horizontal	Pass
9330.099	-41.56	15.43	-13.0	-28.56	343.00	Horizontal	Horizontal	Pass

RSE-V&V LTE Band 5 BW1.4 CH20525

VIVO_FCC PART22&24&27_GSM 850 & CDMA BC0 & WCDMA Band5 & LTE Band 5 & 26_814-849_30MHz-10GHz

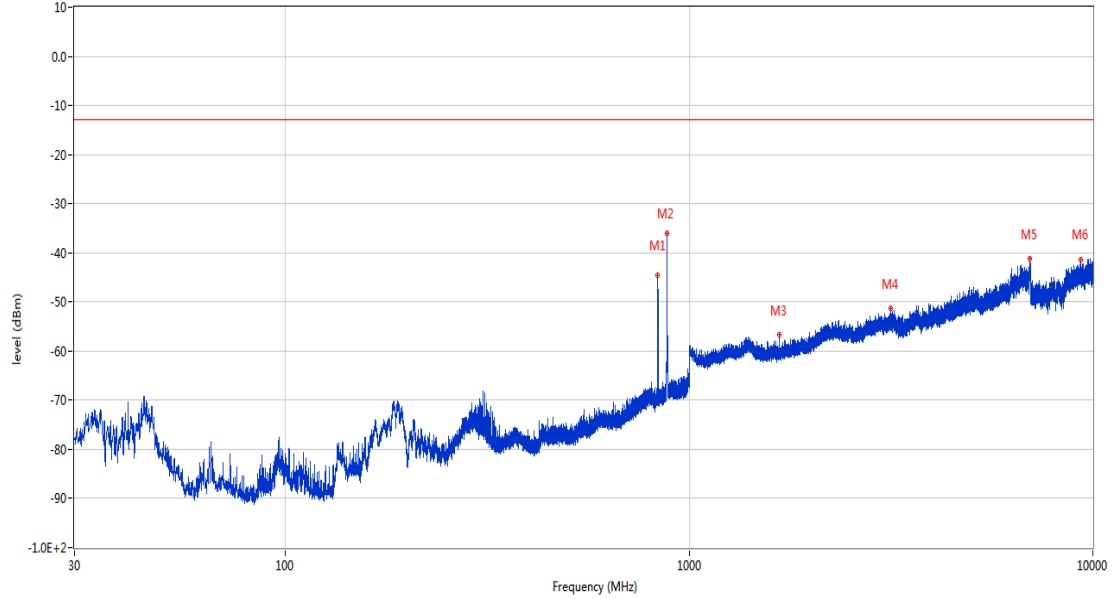


Frequency (MHz)	Result (dBm)	Factor (dB)	PK Limit (dBm)	Over Limit (dB)	Table (o)	ANT	EUT	Verdict
836.119	-46.15	2.58	-13.0	-33.15	342.00	Vertical	Vertical	N/A
881.223	-41.16	2.76	-13.0	-28.16	116.00	Vertical	Vertical	N/A
1406.800	-55.81	-3.92	-13.0	-42.81	79.00	Vertical	Vertical	Pass
2984.100	-52.04	1.74	-13.0	-39.04	309.00	Vertical	Vertical	Pass
6779.400	-42.13	11.91	-13.0	-29.13	78.00	Vertical	Vertical	Pass
9442.750	-41.78	16.54	-13.0	-28.78	172.00	Vertical	Vertical	Pass

27.2 LTE Band 5 BW3, Middle Channel

RSE-H&H LTE Band 5 BW3 CH20525

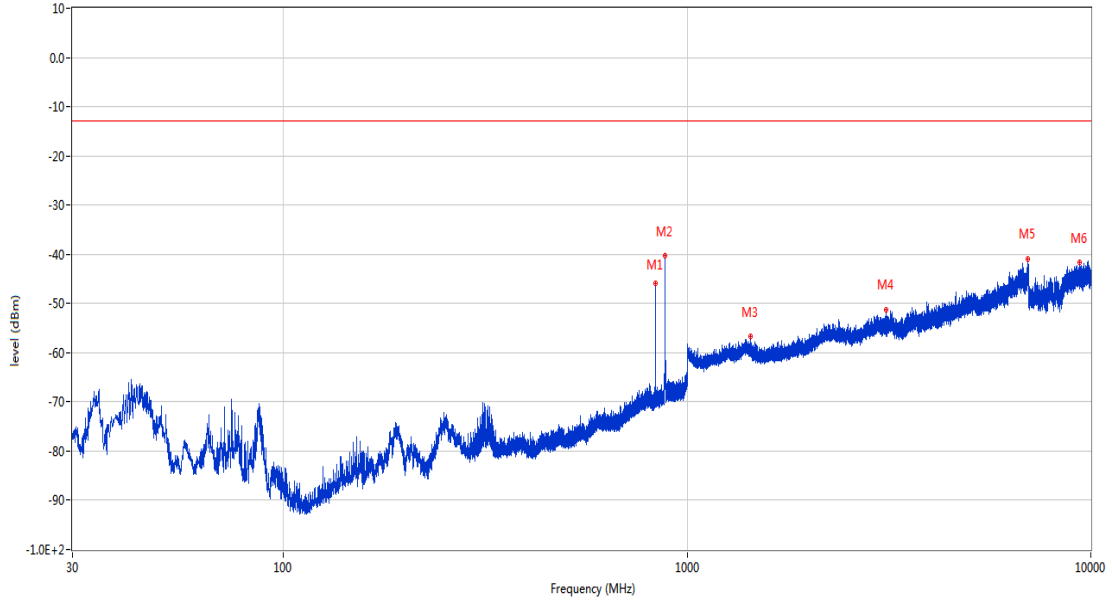
VIVO_FCC PART22&24&27_GSM 850 & CDMA BCO & WCDMA Band5 & LTE Band 5 & 26_814-849_30MHz-10GHz



Frequency (MHz)	Result (dBm)	Factor (dB)	PK Limit (dBm)	Over Limit (dB)	Table (o)	ANT	EUT	Verdict
836.555	-44.66	2.59	-13.0	-31.66	356.00	Horizontal	Horizontal	N/A
881.369	-36.10	2.78	-13.0	-23.10	190.00	Horizontal	Horizontal	N/A
1673.100	-56.60	-5.87	-13.0	-43.60	31.00	Horizontal	Horizontal	Pass
3156.800	-51.31	2.97	-13.0	-38.31	349.00	Horizontal	Horizontal	Pass
6992.800	-41.24	13.61	-13.0	-28.24	282.00	Horizontal	Horizontal	Pass
9327.250	-41.49	15.50	-13.0	-28.49	35.00	Horizontal	Horizontal	Pass

RSE-V&V LTE Band 5 BW3 CH20525

VIVO_FCC PART22&24&27_GSM 850 & CDMA BC0 & WCDMA Band5 & LTE Band 5 & 26_814-849_30MHz-10GHz

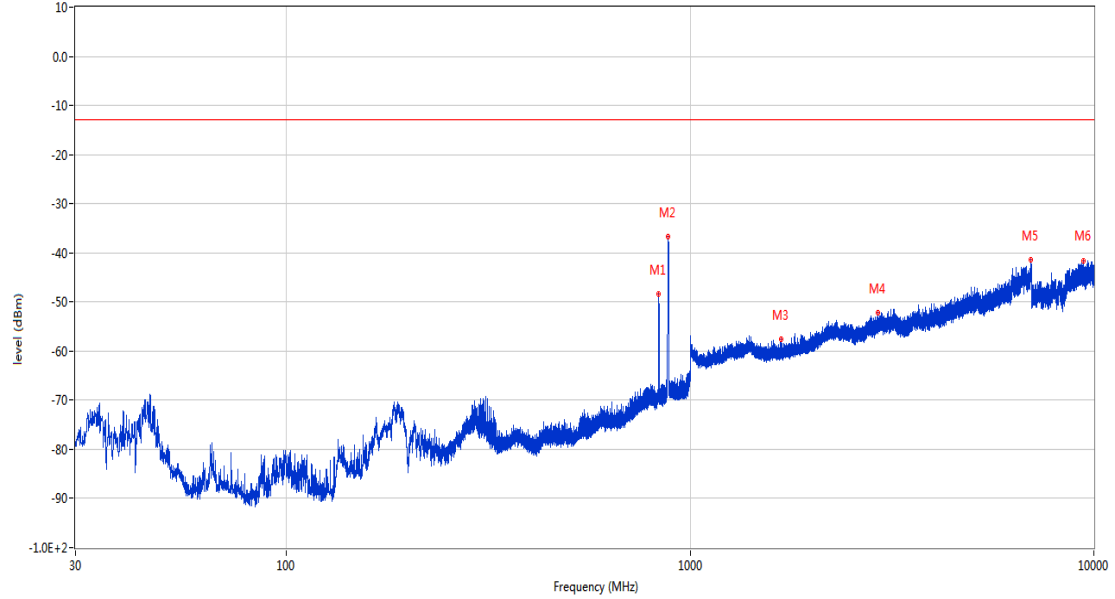


Frequency (MHz)	Result (dBm)	Factor (dB)	PK Limit (dBm)	Over Limit (dB)	Table (o)	ANT	EUT	Verdict
835.294	-45.97	2.56	-13.0	-32.97	229.00	Vertical	Vertical	N/A
882.048	-40.32	2.86	-13.0	-27.32	117.00	Vertical	Vertical	N/A
1432.000	-56.74	-4.76	-13.0	-43.74	112.00	Vertical	Vertical	Pass
3107.800	-51.21	2.61	-13.0	-38.21	309.00	Vertical	Vertical	Pass
6992.200	-40.93	13.56	-13.0	-27.93	334.00	Vertical	Vertical	Pass
9384.849	-41.71	15.49	-13.0	-28.71	22.00	Vertical	Vertical	Pass

27.3 LTE Band 5 BW5, Middle Channel

RSE-H&H LTE Band 5 BW5 CH20525

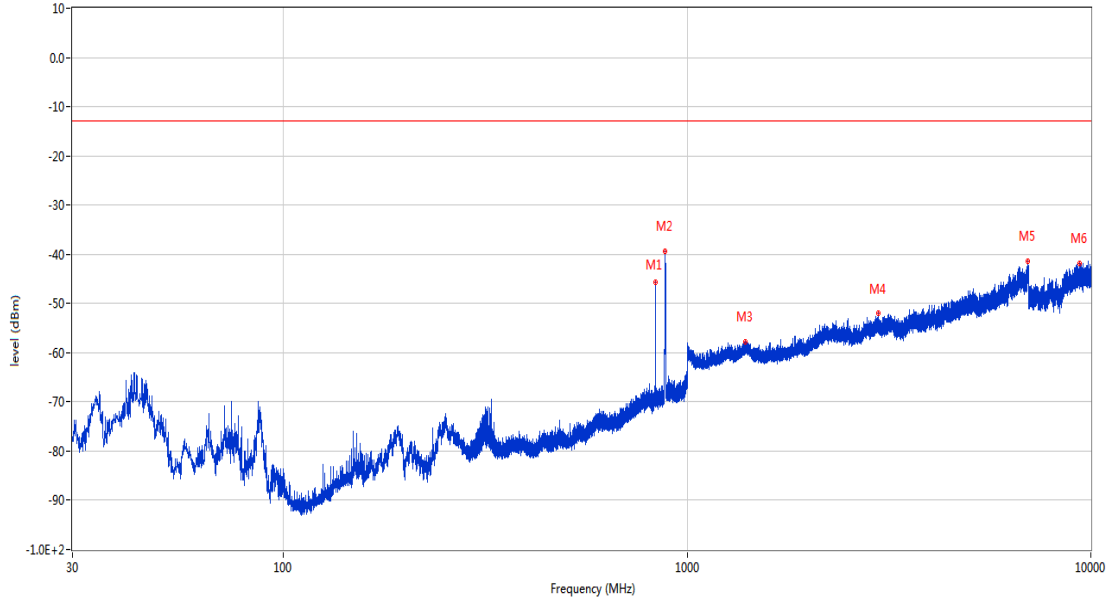
VIVO_FCC PART228,24&27_GSM 850 & CDMA BCO & WCDMA Band5 & LTE Band 5 & 26_814-849_30MHz-10GHz



Frequency (MHz)	Result (dBm)	Factor (dB)	PK Limit (dBm)	Over Limit (dB)	Table (o)	ANT	EUT	Verdict
836.458	-48.37	2.59	-13.0	-35.37	352.00	Horizontal	Horizontal	N/A
880.884	-36.66	2.72	-13.0	-23.66	203.00	Horizontal	Horizontal	N/A
1676.200	-57.56	-5.78	-13.0	-44.56	292.00	Horizontal	Horizontal	Pass
2911.500	-52.13	1.99	-13.0	-39.13	208.00	Horizontal	Horizontal	Pass
6982.000	-41.46	13.87	-13.0	-28.46	222.00	Horizontal	Horizontal	Pass
9440.050	-41.65	16.47	-13.0	-28.65	11.00	Horizontal	Horizontal	Pass

RSE-V&V LTE Band 5 BW5 CH20525

VIVO_FCC PART22&24&27_GSM 850 & CDMA BC0 & WCDMA Band5 & LTE Band 5 & 26_814-849_30MHz-10GHz

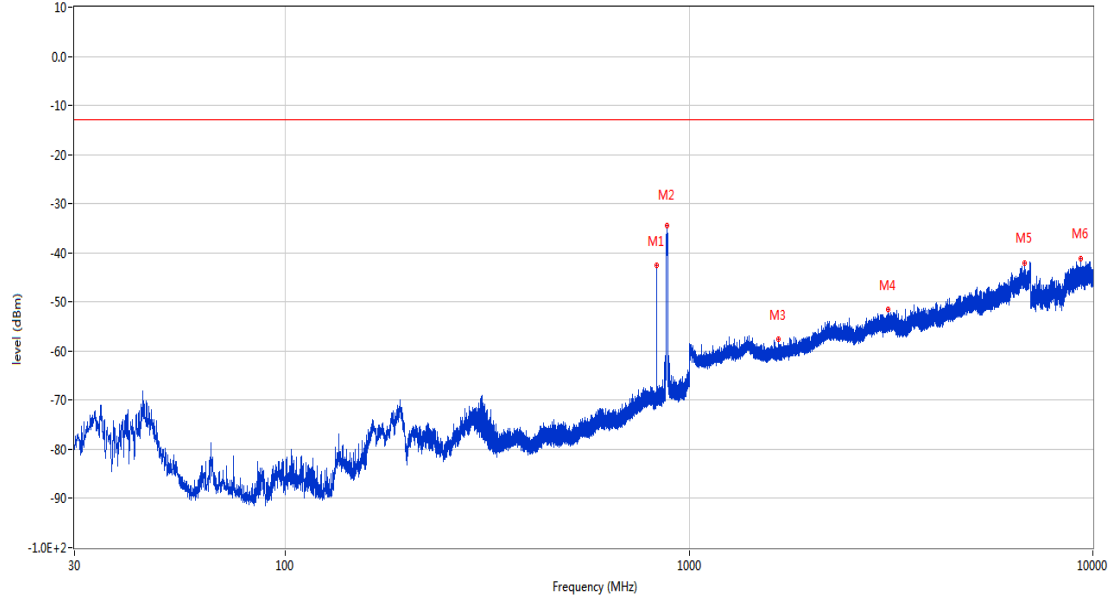


Frequency (MHz)	Result (dBm)	Factor (dB)	PK Limit (dBm)	Over Limit (dB)	Table (o)	ANT	EUT	Verdict
834.324	-45.73	2.53	-13.0	-32.73	360.00	Vertical	Vertical	N/A
881.951	-39.38	2.85	-13.0	-26.38	277.00	Vertical	Vertical	N/A
1394.400	-57.84	-3.67	-13.0	-44.84	239.00	Vertical	Vertical	Pass
2975.600	-51.96	1.78	-13.0	-38.96	194.00	Vertical	Vertical	Pass
6991.600	-41.37	13.52	-13.0	-28.37	110.00	Vertical	Vertical	Pass
9357.550	-41.91	15.05	-13.0	-28.91	281.00	Vertical	Vertical	Pass

27.4 LTE Band 5 BW10, Middle Channel

RSE-H&H LTE Band 5 BW10 CH20525

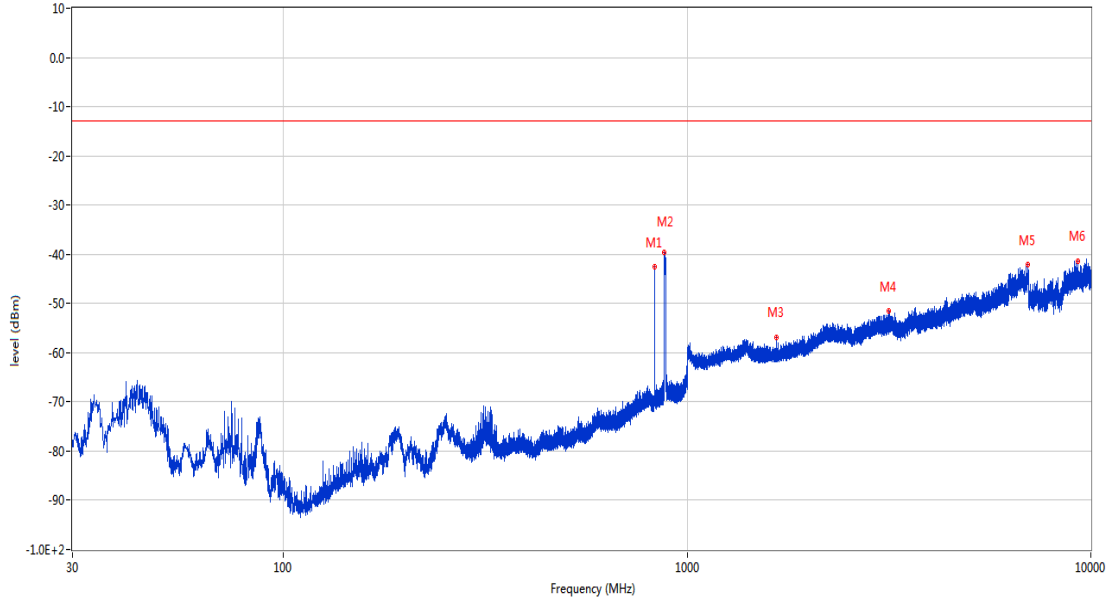
VIVO_FCC PART228,24&27_GSM 850 & CDMA BC0 & WCDMA Band5 & LTE Band 5 & 26_814-849_30MHz-10GHz



Frequency (MHz)	Result (dBm)	Factor (dB)	PK Limit (dBm)	Over Limit (dB)	Table (o)	ANT	EUT	Verdict
832.142	-42.59	2.46	-13.0	-29.59	11.00	Horizontal	Horizontal	N/A
879.284	-34.44	2.64	-13.0	-21.44	198.00	Horizontal	Horizontal	N/A
1664.500	-57.51	-5.92	-13.0	-44.51	240.00	Horizontal	Horizontal	Pass
3116.400	-51.53	2.49	-13.0	-38.53	248.00	Horizontal	Horizontal	Pass
6782.000	-42.13	12.03	-13.0	-29.13	147.00	Horizontal	Horizontal	Pass
9335.650	-41.25	15.29	-13.0	-28.25	289.00	Horizontal	Horizontal	Pass

RSE-V&V LTE Band 5 BW10 CH20525

VIVO_FCC PART22&24&27_GSM 850 & CDMA BC0 & WCDMA Band5 & LTE Band 5 & 26_814-849_30MHz-10GHz



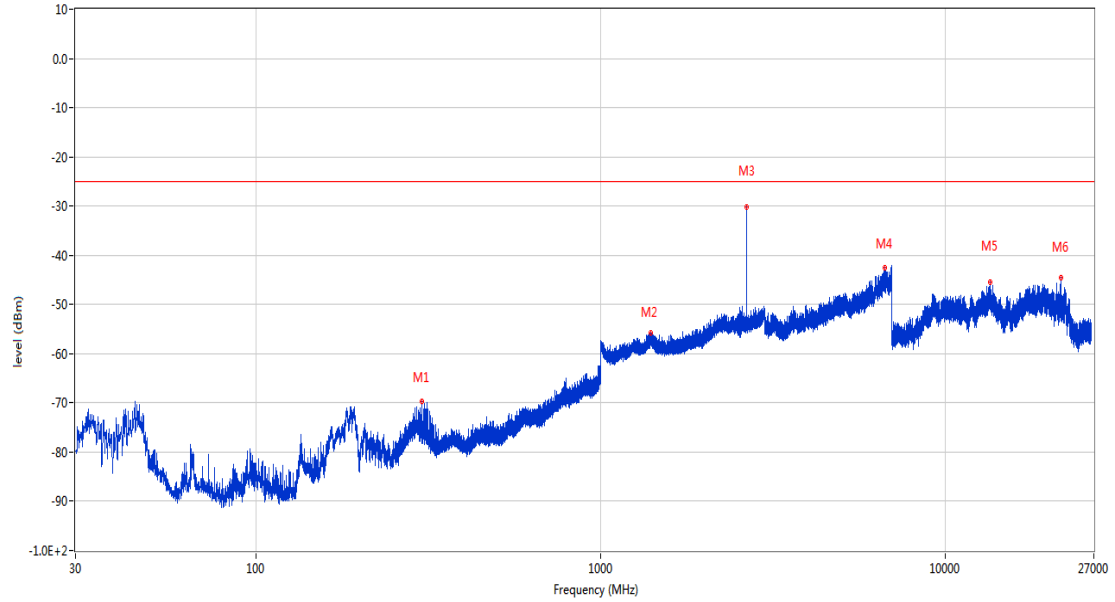
Frequency (MHz)	Result (dBm)	Factor (dB)	PK Limit (dBm)	Over Limit (dB)	Table (o)	ANT	EUT	Verdict
832.142	-42.61	2.46	-13.0	-29.61	324.00	Vertical	Vertical	N/A
878.459	-39.61	2.66	-13.0	-26.61	112.00	Vertical	Vertical	N/A
1664.500	-56.99	-5.92	-13.0	-43.99	356.00	Vertical	Vertical	Pass
3160.000	-51.56	3.01	-13.0	-38.56	124.00	Vertical	Vertical	Pass
6994.800	-42.15	13.59	-13.0	-29.15	198.00	Vertical	Vertical	Pass
9302.950	-41.47	15.56	-13.0	-28.47	173.00	Vertical	Vertical	Pass

28 LTE Band 7

28.1 LTE Band 7 BW5, Middle Channel

RSE-H&H LTE Band 7 BW5 CH21100

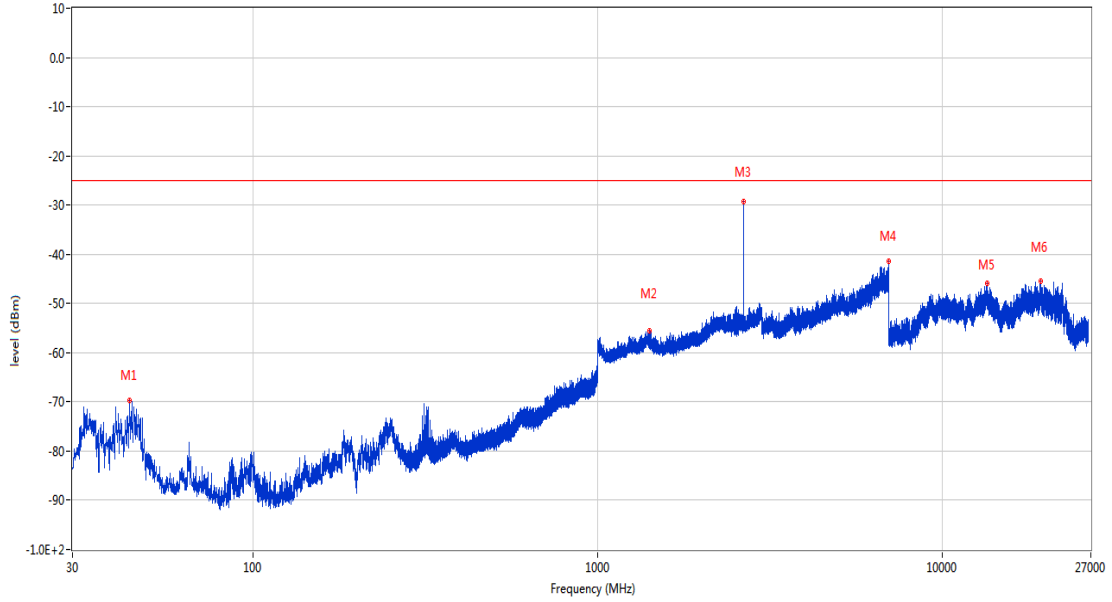
VIVO_FCC PART22&24&27_LTE Band 7 & 41(low) _2496-2570_30MHz-27GHz_



Frequency (MHz)	Result (dBm)	Factor (dB)	PK Limit (dBm)	Over Limit (dB)	Table (o)	ANT	EUT	Verdict
303.249	-69.59	-11.82	-25.0	-44.59	104.00	Horizontal	Horizontal	Pass
1395.900	-55.77	-2.16	-25.0	-30.77	211.00	Horizontal	Horizontal	Pass
2654.700	-30.15	1.41	-25.0	-5.15	113.00	Horizontal	Horizontal	N/A
6687.200	-42.42	11.95	-25.0	-17.42	116.00	Horizontal	Horizontal	Pass
13477.650	-45.53	11.13	-25.0	-20.53	296.00	Horizontal	Horizontal	Pass
21625.250	-44.45	14.70	-25.0	-19.45	2.00	Horizontal	Horizontal	Pass

RSE-H&V LTE Band 7 BW5 CH21100

VIVO_FCC PART22&24&27_LTE Band 7 & 41(low) _2496-2570_30MHz-27GHz_

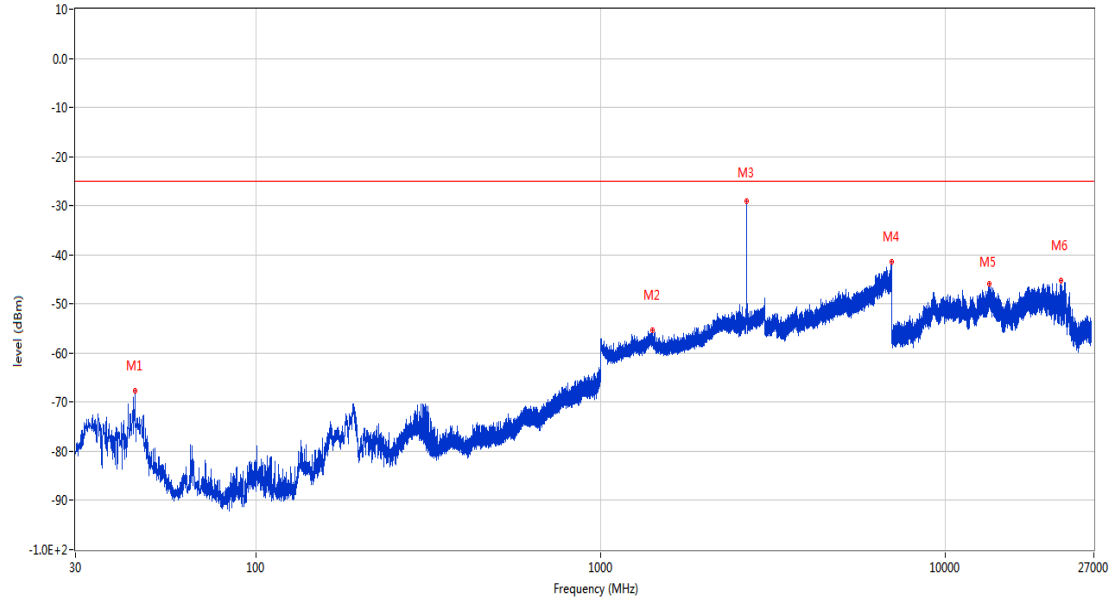


Frequency (MHz)	Result (dBm)	Factor (dB)	PK Limit (dBm)	Over Limit (dB)	Table (o)	ANT	EUT	Verdict
43.968	-69.74	-14.37	-25.0	-44.74	145.00	Horizontal	Vertical	Pass
1418.800	-55.60	-2.68	-25.0	-30.60	22.00	Horizontal	Vertical	Pass
2656.500	-29.40	1.31	-25.0	-4.40	108.00	Horizontal	Vertical	N/A
6985.200	-41.39	13.70	-25.0	-16.39	134.00	Horizontal	Vertical	Pass
13514.925	-45.94	10.54	-25.0	-20.94	204.00	Horizontal	Vertical	Pass
19376.151	-45.50	15.20	-25.0	-20.50	-3.00	Horizontal	Vertical	Pass

28.2 LTE Band 7 BW10, Middle Channel

RSE-H&H LTE Band 7 BW10 CH21100

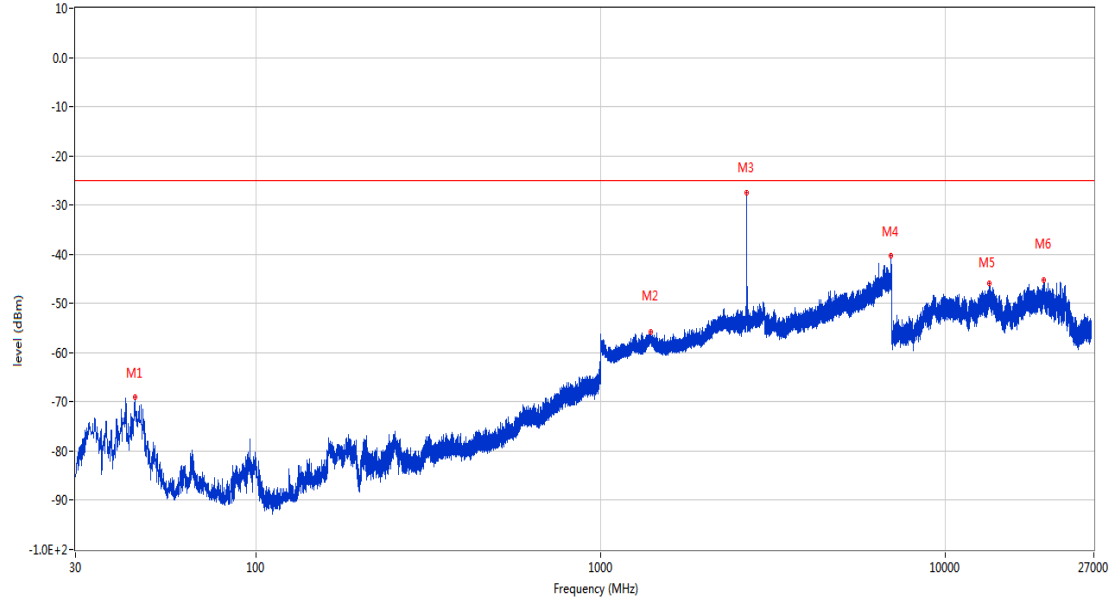
VIVO_FCC PART228&24&27_LTE Band 7 & 41(low) _2496-2570_30MHz-27GHz_



Frequency (MHz)	Result (dBm)	Factor (dB)	PK Limit (dBm)	Over Limit (dB)	Table (o)	ANT	EUT	Verdict
44.647	-67.57	-15.47	-25.0	-42.57	295.00	Horizontal	Horizontal	Pass
1419.300	-55.32	-2.73	-25.0	-30.32	303.00	Horizontal	Horizontal	Pass
2657.900	-29.04	1.45	-25.0	-4.04	121.00	Horizontal	Horizontal	N/A
6999.800	-41.31	13.65	-25.0	-16.31	294.00	Horizontal	Horizontal	Pass
13461.112	-45.84	11.43	-25.0	-20.84	127.00	Horizontal	Horizontal	Pass
21631.625	-45.14	14.70	-25.0	-20.14	36.00	Horizontal	Horizontal	Pass

RSE-H&V LTE Band 7 BW10 CH21100

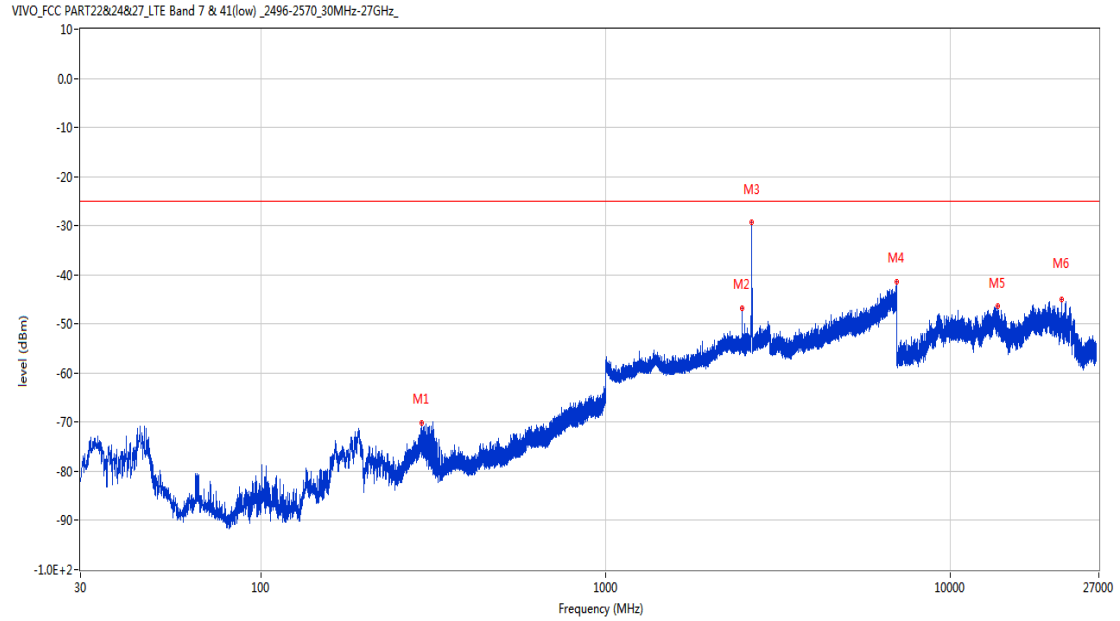
VIVO_FCC PART22&24&27_LTE Band 7 & 41(low) _2496-2570_30MHz-27GHz_



Frequency (MHz)	Result (dBm)	Factor (dB)	PK Limit (dBm)	Over Limit (dB)	Table (o)	ANT	EUT	Verdict
44.599	-69.11	-15.38	-25.0	-44.11	218.00	Horizontal	Vertical	Pass
1400.400	-55.87	-2.21	-25.0	-30.87	110.00	Horizontal	Vertical	Pass
2655.900	-27.46	1.34	-25.0	-2.46	110.00	Horizontal	Vertical	N/A
6968.800	-40.39	13.41	-25.0	-15.39	196.00	Horizontal	Vertical	Pass
13415.437	-45.87	10.91	-25.0	-20.87	278.00	Horizontal	Vertical	Pass
19337.900	-45.14	15.99	-25.0	-20.14	222.00	Horizontal	Vertical	Pass

28.3 LTE Band 7 BW15, Middle Channel

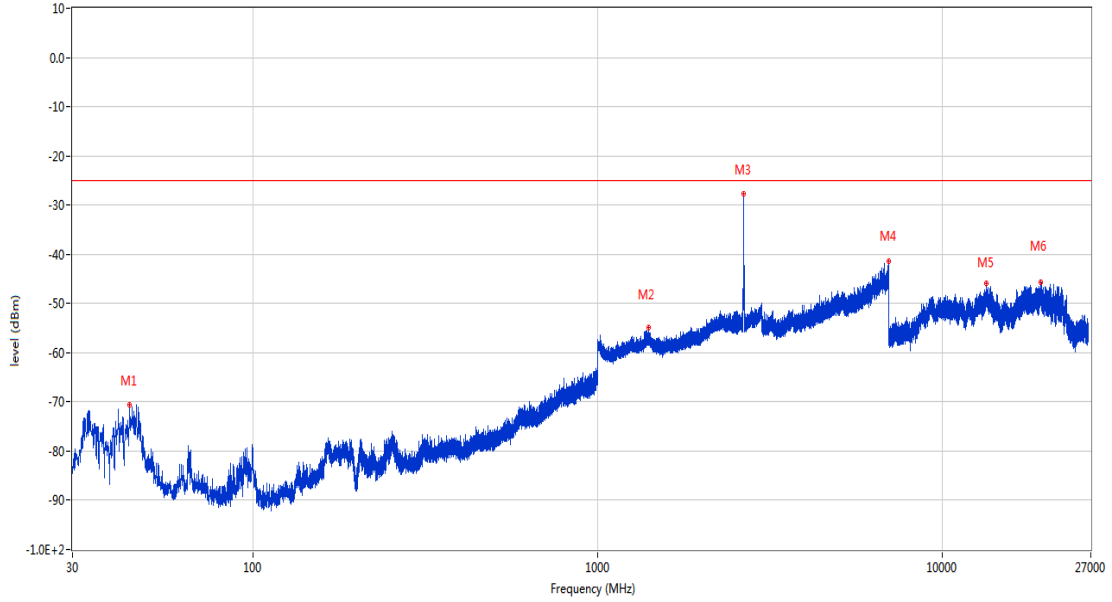
RSE-H&H LTE Band 7 BW15 CH21100



Frequency (MHz)	Result (dBm)	Factor (dB)	PK Limit (dBm)	Over Limit (dB)	Table (o)	ANT	EUT	Verdict
293.064	-70.19	-12.07	-25.0	-45.19	87.00	Horizontal	Horizontal	Pass
2489.300	-46.82	1.65	-25.0	-21.82	144.00	Horizontal	Horizontal	N/A
2660.400	-29.23	1.33	-25.0	-4.23	109.00	Horizontal	Horizontal	N/A
6994.800	-41.47	13.59	-25.0	-16.47	295.00	Horizontal	Horizontal	Pass
13708.387	-46.44	10.15	-25.0	-21.44	306.00	Horizontal	Horizontal	Pass
21030.676	-44.94	14.51	-25.0	-19.94	-1.00	Horizontal	Horizontal	Pass

RSE-H&V LTE Band 7 BW15 CH21100

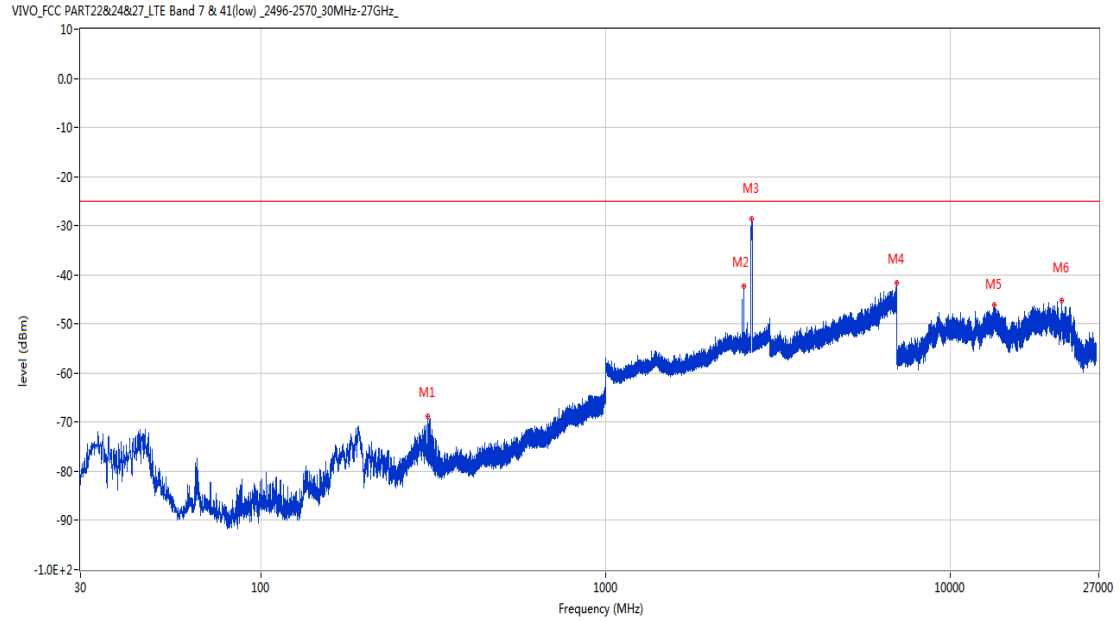
VIVO_FCC PART22&24&27_LTE Band 7 & 41(low) _2496-2570_30MHz-27GHz_



Frequency (MHz)	Result (dBm)	Factor (dB)	PK Limit (dBm)	Over Limit (dB)	Table (o)	ANT	EUT	Verdict
43.968	-70.69	-14.37	-25.0	-45.69	293.00	Horizontal	Vertical	Pass
1409.400	-54.80	-2.45	-25.0	-29.80	340.00	Horizontal	Vertical	Pass
2656.400	-27.67	1.31	-25.0	-2.67	105.00	Horizontal	Vertical	N/A
6999.000	-41.30	13.64	-25.0	-16.30	185.00	Horizontal	Vertical	Pass
13467.938	-45.88	11.31	-25.0	-20.88	96.00	Horizontal	Vertical	Pass
19302.625	-45.72	15.49	-25.0	-20.72	261.00	Horizontal	Vertical	Pass

28.4 LTE Band 7 BW20, Middle Channel

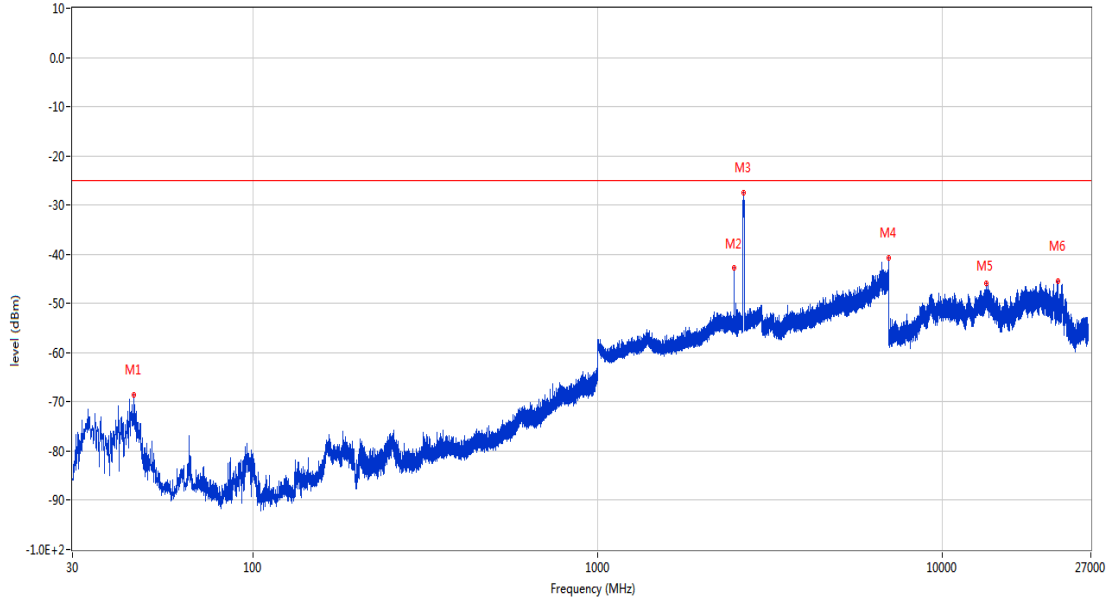
RSE-H&H LTE Band 7 BW20 CH21100



Frequency (MHz)	Result (dBm)	Factor (dB)	PK Limit (dBm)	Over Limit (dB)	Table (o)	ANT	EUT	Verdict
304.753	-68.83	-11.66	-25.0	-43.83	92.00	Horizontal	Horizontal	Pass
2526.600	-42.20	1.92	-25.0	-17.20	137.00	Horizontal	Horizontal	N/A
2654.400	-28.64	1.43	-25.0	-3.64	37.00	Horizontal	Horizontal	N/A
6985.800	-41.72	13.70	-25.0	-16.72	316.00	Horizontal	Horizontal	Pass
13423.050	-46.16	11.03	-25.0	-21.16	267.00	Horizontal	Horizontal	Pass
21023.449	-45.21	14.50	-25.0	-20.21	278.00	Horizontal	Horizontal	Pass

RSE-H&V LTE Band 7 BW20 CH21100

VIVO_FCC PART22&24&27_LTE Band 7 & 41(low) _2496-2570_30MHz-27GHz_



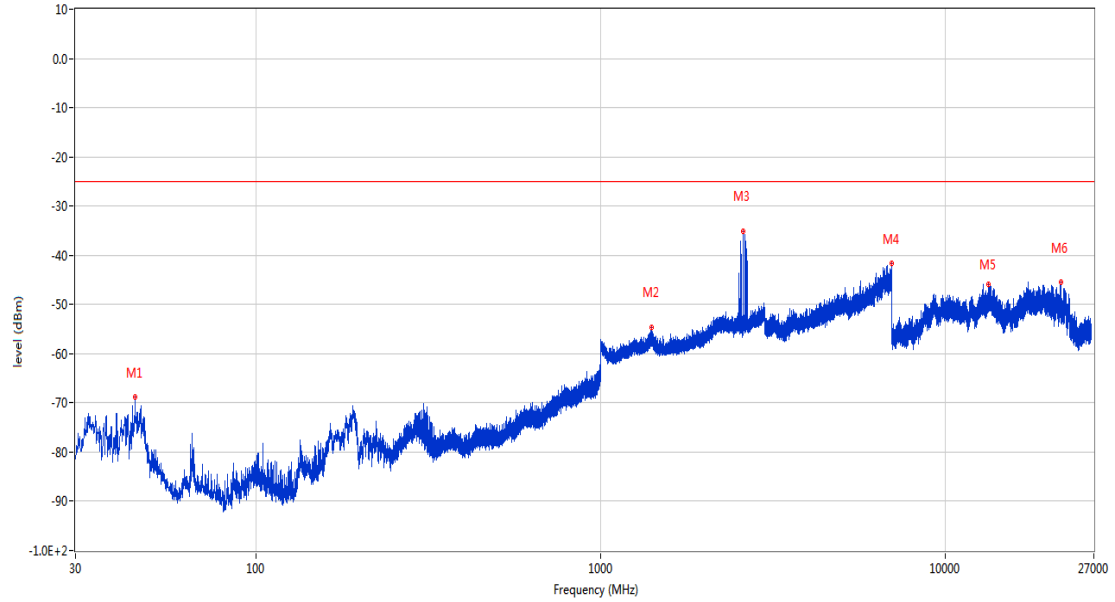
Frequency (MHz)	Result (dBm)	Factor (dB)	PK Limit (dBm)	Over Limit (dB)	Table (o)	ANT	EUT	Verdict
45.229	-68.51	-16.39	-25.0	-43.51	233.00	Horizontal	Vertical	Pass
2491.100	-42.78	1.67	-25.0	-17.78	230.00	Horizontal	Vertical	N/A
2654.000	-27.58	1.43	-25.0	-2.58	105.00	Horizontal	Vertical	N/A
6989.600	-40.73	13.45	-25.0	-15.73	42.00	Horizontal	Vertical	Pass
13471.350	-45.90	11.25	-25.0	-20.90	159.00	Horizontal	Vertical	Pass
21622.276	-45.34	14.70	-25.0	-20.34	74.00	Horizontal	Vertical	Pass

29 LTE Band 38

29.1 LTE Band 38 BW5, Middle Channel

RSE-H&H LTE Band 38 BW5 CH38000

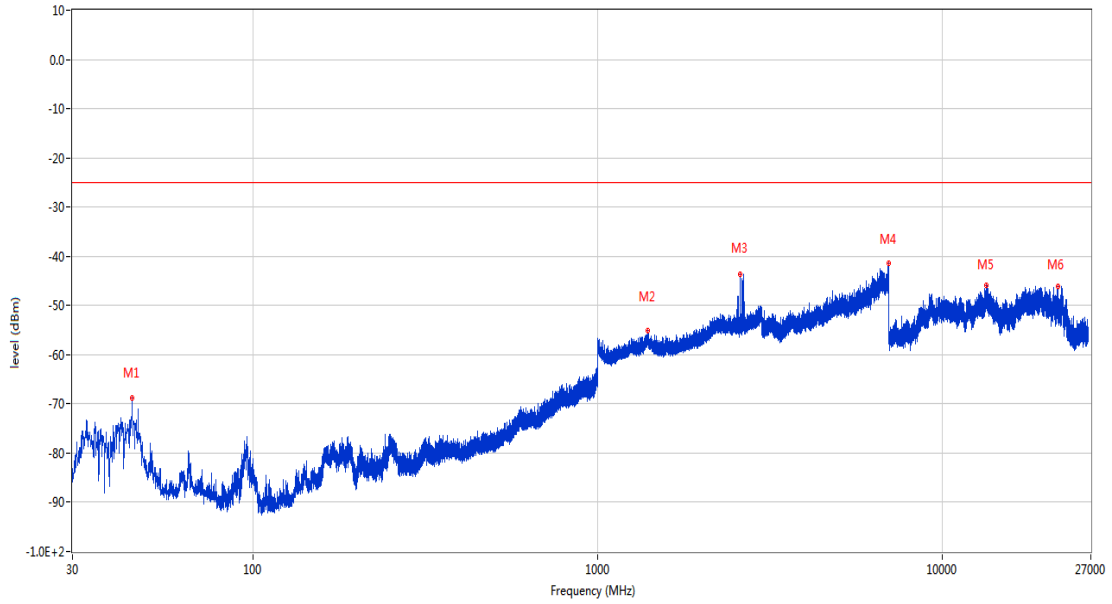
VIVO_FCC PART22&24&27_LTE Band 38 & 41(mid)_2570-2620_30MHz-27GHz



Frequency (MHz)	Result (dBm)	Factor (dB)	PK Limit (dBm)	Over Limit (dB)	Table (o)	ANT	EUT	Verdict
44.647	-68.77	-15.44	-25.0	-43.77	0.00	Horizontal	Horizontal	Pass
1404.900	-54.59	-2.28	-25.0	-29.59	1.00	Horizontal	Horizontal	Pass
2593.200	-35.13	1.72	-25.0	-10.13	132.00	Horizontal	Horizontal	N/A
6986.600	-41.69	13.70	-25.0	-16.69	177.00	Horizontal	Horizontal	Pass
13390.238	-45.86	10.77	-25.0	-20.86	8.00	Horizontal	Horizontal	Pass
21632.901	-45.36	14.70	-25.0	-20.36	360.00	Horizontal	Horizontal	Pass

RSE-H&V LTE Band 38 BW5 CH38000

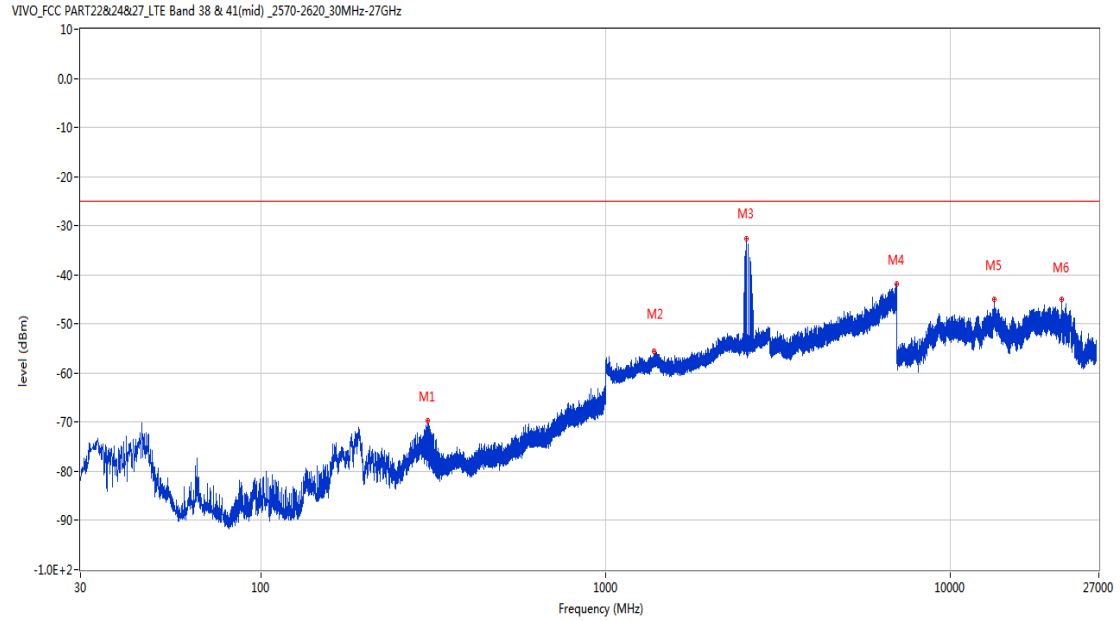
VIVO_FCC PART22&24&27_LTE Band 38 & 41(mid)_2570-2620_30MHz-27GHz



Frequency (MHz)	Result (dBm)	Factor (dB)	PK Limit (dBm)	Over Limit (dB)	Table (o)	ANT	EUT	Verdict
44.599	-68.74	-15.35	-25.0	-43.74	54.00	Horizontal	Vertical	Pass
1399.800	-55.10	-1.98	-25.0	-30.10	106.00	Horizontal	Vertical	Pass
2593.300	-43.66	1.72	-25.0	-18.66	321.00	Horizontal	Vertical	N/A
6991.800	-41.49	13.53	-25.0	-16.49	291.00	Horizontal	Vertical	Pass
13449.825	-45.94	11.51	-25.0	-20.94	190.00	Horizontal	Vertical	Pass
21623.550	-46.07	14.70	-25.0	-21.07	289.00	Horizontal	Vertical	Pass

29.2 LTE Band 38 BW10, Middle Channel

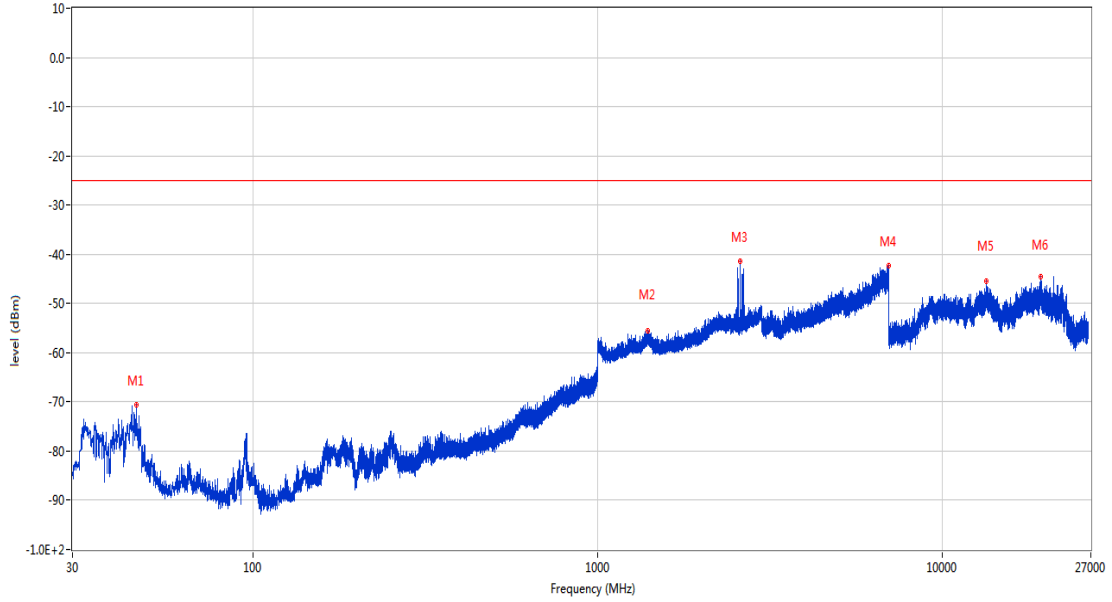
RSE-H&H LTE Band 38 BW10 CH38000



Frequency (MHz)	Result (dBm)	Factor (dB)	PK Limit (dBm)	Over Limit (dB)	Table (o)	ANT	EUT	Verdict
304.753	-69.74	-11.55	-25.0	-44.74	84.00	Horizontal	Horizontal	Pass
1382.500	-55.50	-2.50	-25.0	-30.50	49.00	Horizontal	Horizontal	Pass
2562.100	-32.60	1.41	-25.0	-7.60	129.00	Horizontal	Horizontal	N/A
6992.200	-41.94	13.56	-25.0	-16.94	257.00	Horizontal	Horizontal	Pass
13459.013	-44.98	11.46	-25.0	-19.98	182.00	Horizontal	Horizontal	Pass
21029.401	-45.03	14.51	-25.0	-20.03	198.00	Horizontal	Horizontal	Pass

RSE-H&V LTE Band 38 BW10 CH38000

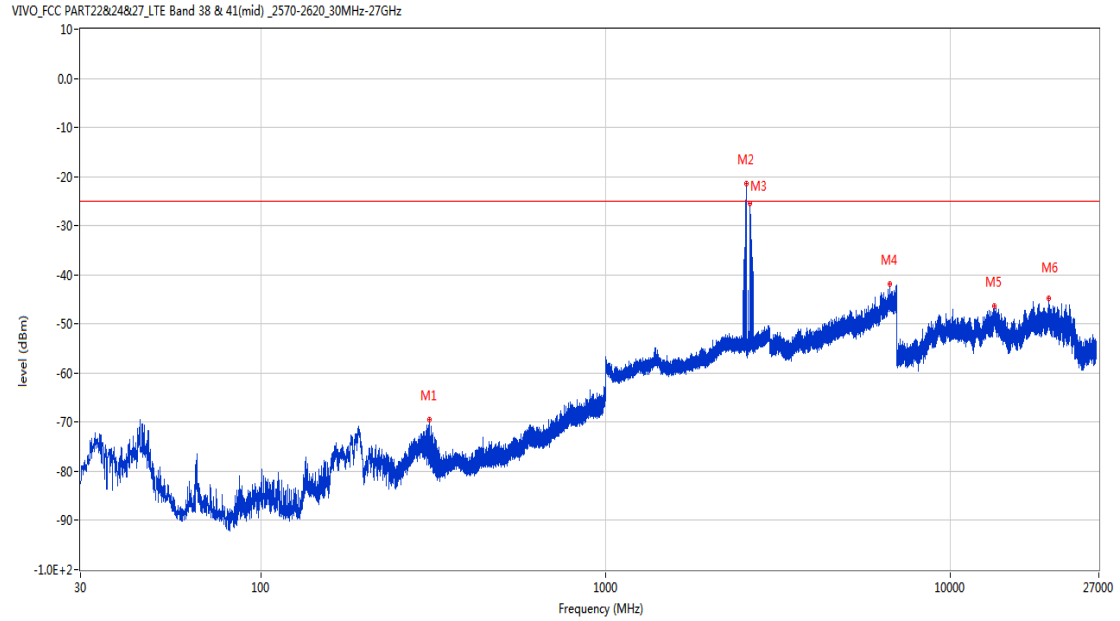
VIVO_FCC PART22&24&27_LTE Band 38 & 41(mid)_2570-2620_30MHz-27GHz



Frequency (MHz)	Result (dBm)	Factor (dB)	PK Limit (dBm)	Over Limit (dB)	Table (o)	ANT	EUT	Verdict
45.908	-70.59	-17.14	-25.0	-45.59	301.00	Horizontal	Vertical	Pass
1402.800	-55.52	-2.09	-25.0	-30.52	1.00	Horizontal	Vertical	Pass
2591.000	-41.38	1.69	-25.0	-16.38	322.00	Horizontal	Vertical	N/A
6996.200	-42.40	13.57	-25.0	-17.40	312.00	Horizontal	Vertical	Pass
13420.425	-45.44	10.99	-25.0	-20.44	26.00	Horizontal	Vertical	Pass
19348.525	-44.60	15.73	-25.0	-19.60	360.00	Horizontal	Vertical	Pass

29.3 LTE Band 38 BW15, Middle Channel

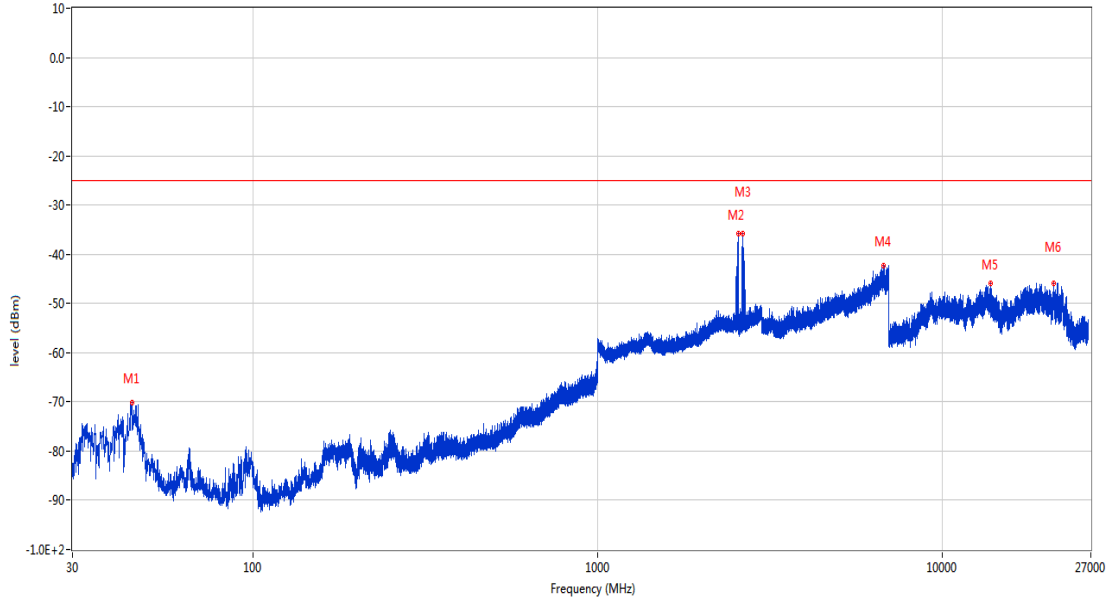
RSE-H&H LTE Band 38 BW15 CH38000



Frequency (MHz)	Result (dBm)	Factor (dB)	PK Limit (dBm)	Over Limit (dB)	Table (o)	ANT	EUT	Verdict
309.214	-69.39	-11.32	-25.0	-44.39	94.00	Horizontal	Horizontal	Pass
2562.000	-21.50	1.41	-25.0	3.50	127.00	Horizontal	Horizontal	N/A
2629.200	-25.49	2.03	-25.0	-0.49	141.00	Horizontal	Horizontal	N/A
6690.800	-41.92	11.82	-25.0	-16.92	162.00	Horizontal	Horizontal	Pass
13465.312	-46.37	11.35	-25.0	-21.37	117.00	Horizontal	Horizontal	Pass
19352.349	-44.79	15.63	-25.0	-19.79	305.00	Horizontal	Horizontal	Pass

RSE-H&V LTE Band 38 BW15 CH38000

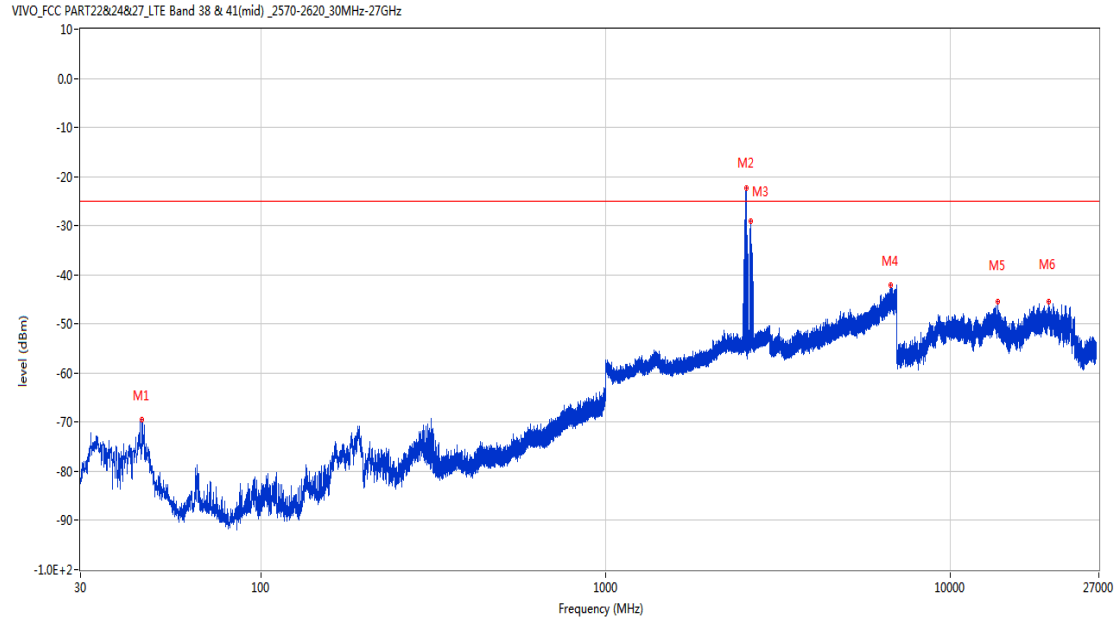
VIVO_FCC PART22&24&27_LTE Band 38 & 41(mid)_2570-2620_30MHz-27GHz



Frequency (MHz)	Result (dBm)	Factor (dB)	PK Limit (dBm)	Over Limit (dB)	Table (o)	ANT	EUT	Verdict
44.599	-70.08	-15.35	-25.0	-45.08	319.00	Horizontal	Vertical	Pass
2562.300	-35.74	1.41	-25.0	-10.74	75.00	Horizontal	Vertical	N/A
2633.400	-35.82	1.87	-25.0	-10.82	130.00	Horizontal	Vertical	N/A
6773.200	-42.37	11.69	-25.0	-17.37	359.00	Horizontal	Vertical	Pass
13802.625	-45.93	11.76	-25.0	-20.93	252.00	Horizontal	Vertical	Pass
21035.350	-45.91	14.51	-25.0	-20.91	337.00	Horizontal	Vertical	Pass

29.4 LTE Band 38 BW20, Middle Channel

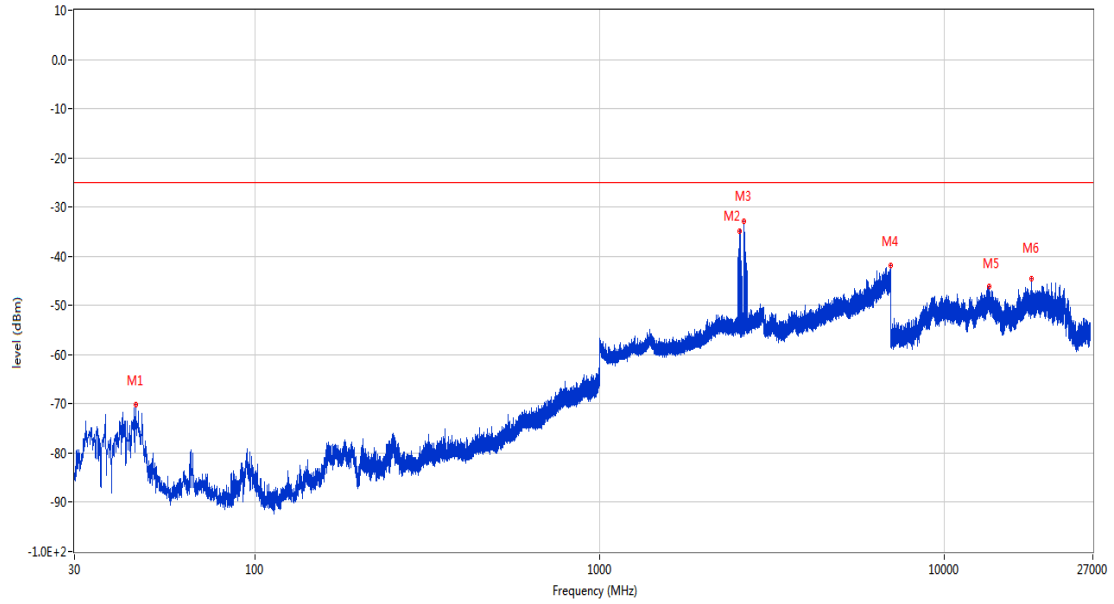
RSE-H&H LTE Band 38 BW20 CH38000



Frequency (MHz)	Result (dBm)	Factor (dB)	PK Limit (dBm)	Over Limit (dB)	Table (o)	ANT	EUT	Verdict
45.278	-69.43	-16.40	-25.0	-44.43	321.00	Horizontal	Horizontal	Pass
2560.200	-22.26	1.39	-25.0	2.74	135.00	Horizontal	Horizontal	N/A
2635.500	-29.06	1.85	-25.0	-4.06	135.00	Horizontal	Horizontal	N/A
6730.600	-42.01	11.61	-25.0	-17.01	119.00	Horizontal	Horizontal	Pass
13719.675	-45.52	10.26	-25.0	-20.52	8.00	Horizontal	Horizontal	Pass
19311.124	-45.50	15.85	-25.0	-20.50	348.00	Horizontal	Horizontal	Pass

RSE-H&V LTE Band 38 BW20 CH38000

VIVO_FCC PART22&24&27_LTE Band 38 & 41(mid)_2570-2620_30MHz-27GHz



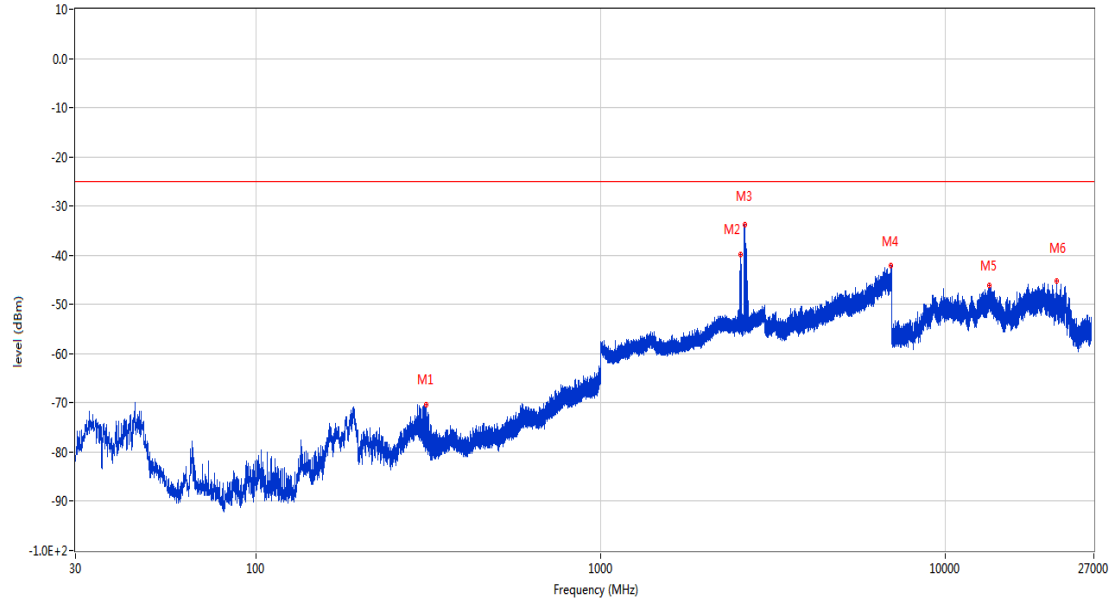
Frequency (MHz)	Result (dBm)	Factor (dB)	PK Limit (dBm)	Over Limit (dB)	Table (o)	ANT	EUT	Verdict
45.181	-70.23	-16.29	-25.0	-45.23	361.00	Horizontal	Vertical	Pass
2551.500	-34.82	1.37	-25.0	-9.82	29.00	Horizontal	Vertical	N/A
2629.400	-32.84	2.03	-25.0	-7.84	320.00	Horizontal	Vertical	N/A
6996.600	-41.90	13.58	-25.0	-16.90	238.00	Horizontal	Vertical	Pass
13532.250	-46.13	10.46	-25.0	-21.13	54.00	Horizontal	Vertical	Pass
17876.363	-44.57	9.74	-25.0	-19.57	360.00	Horizontal	Vertical	Pass

30 LTE Band 41

30.1 LTE Band 41 BW5, Middle Channel

RSE-H&H LTE Band 41 BW5 CH40765

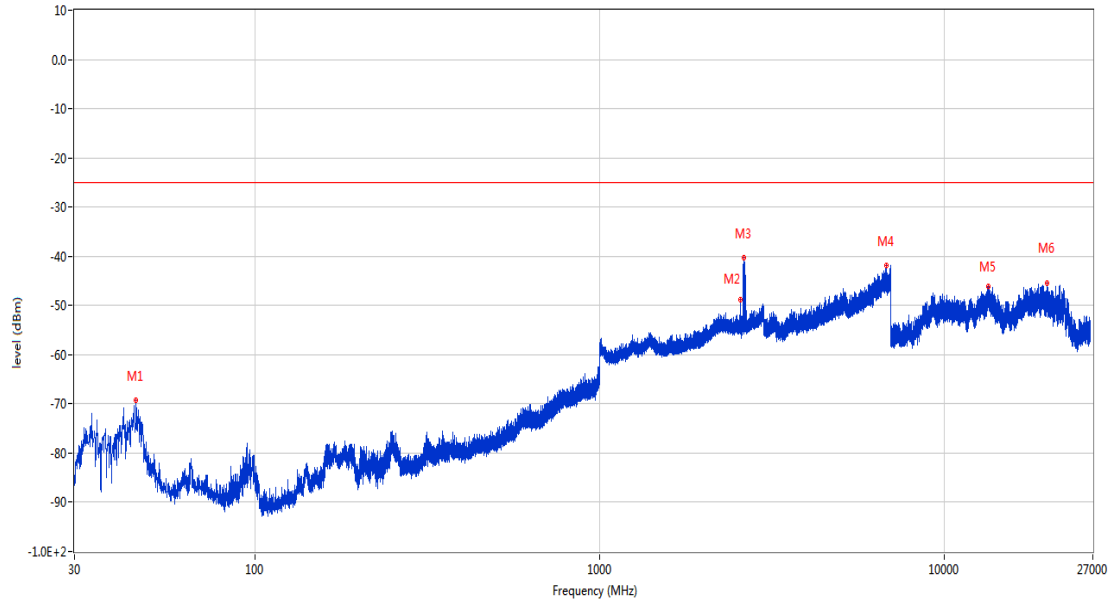
VIVO_FCC PART22&24&27_LTE Band 38 & 41(mid)_2570-2620_30MHz-27GHz



Frequency (MHz)	Result (dBm)	Factor (dB)	PK Limit (dBm)	Over Limit (dB)	Table (o)	ANT	EUT	Verdict
312.173	-70.38	-11.09	-25.0	-45.38	96.00	Horizontal	Horizontal	Pass
2553.500	-39.82	1.34	-25.0	-14.82	124.00	Horizontal	Horizontal	N/A
2627.600	-33.87	2.02	-25.0	-8.87	145.00	Horizontal	Horizontal	N/A
6978.600	-42.17	13.96	-25.0	-17.17	341.00	Horizontal	Horizontal	Pass
13442.737	-46.06	11.36	-25.0	-21.06	89.00	Horizontal	Horizontal	Pass
21034.074	-45.25	14.51	-25.0	-20.25	262.00	Horizontal	Horizontal	Pass

RSE-H&V LTE Band 41 BW5 CH40765

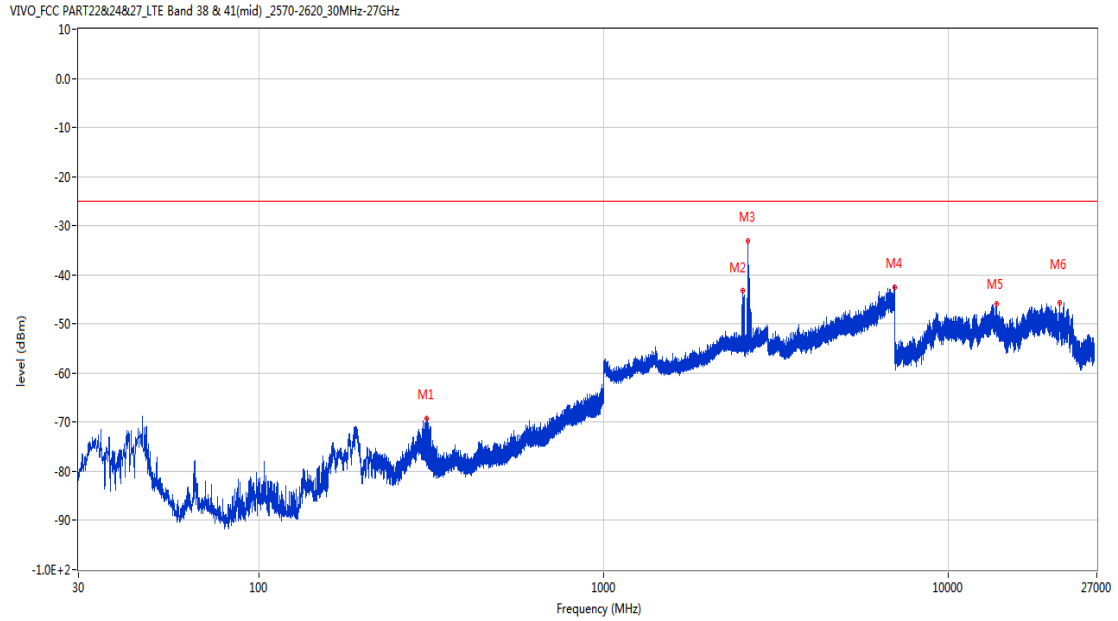
VIVO_FCC PART22&24&27_LTE Band 38 & 41(mid)_2570-2620_30MHz-27GHz



Frequency (MHz)	Result (dBm)	Factor (dB)	PK Limit (dBm)	Over Limit (dB)	Table (o)	ANT	EUT	Verdict
45.229	-69.34	-16.34	-25.0	-44.34	160.00	Horizontal	Vertical	Pass
2559.200	-48.86	1.38	-25.0	-23.86	31.00	Horizontal	Vertical	N/A
2631.400	-40.30	2.01	-25.0	-15.30	325.00	Horizontal	Vertical	N/A
6808.800	-41.86	12.10	-25.0	-16.86	360.00	Horizontal	Vertical	Pass
13409.662	-46.07	10.83	-25.0	-21.07	107.00	Horizontal	Vertical	Pass
19875.949	-45.53	15.71	-25.0	-20.53	225.00	Horizontal	Vertical	Pass

30.2 LTE Band 41 BW10, Middle Channel

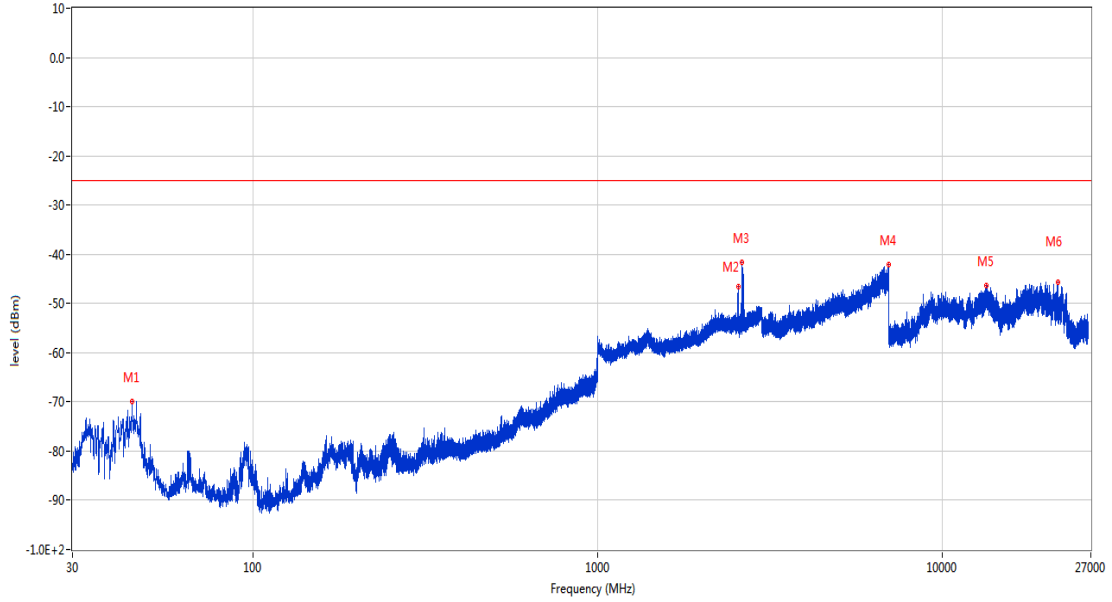
RSE-H&H LTE Band 41 BW10 CH40765



Frequency (MHz)	Result (dBm)	Factor (dB)	PK Limit (dBm)	Over Limit (dB)	Table (o)	ANT	EUT	Verdict
307.711	-69.30	-11.41	-25.0	-44.30	111.00	Horizontal	Horizontal	Pass
2532.800	-43.22	1.31	-25.0	-18.22	140.00	Horizontal	Horizontal	N/A
2626.700	-33.05	2.01	-25.0	-8.05	152.00	Horizontal	Horizontal	N/A
6991.800	-42.49	13.53	-25.0	-17.49	111.00	Horizontal	Horizontal	Pass
13793.963	-45.94	11.73	-25.0	-20.94	0.00	Horizontal	Horizontal	Pass
21038.324	-45.63	14.51	-25.0	-20.63	-2.00	Horizontal	Horizontal	Pass

RSE-H&V LTE Band 41 BW10 CH40765

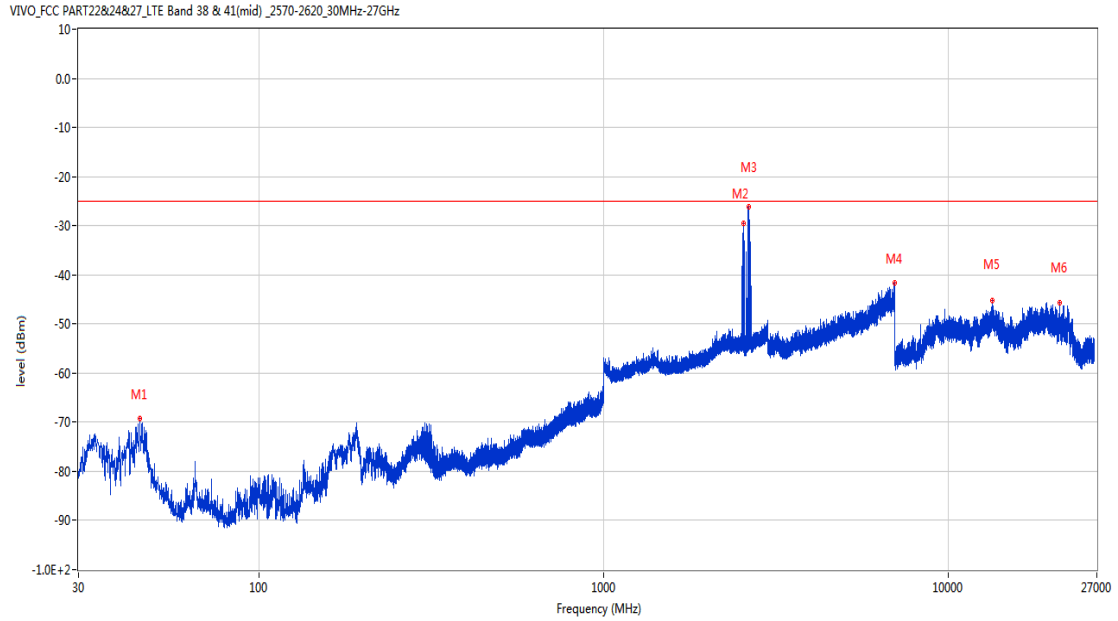
VIVO_FCC PART22&24&27_LTE Band 38 & 41(mid)_2570-2620_30MHz-27GHz



Frequency (MHz)	Result (dBm)	Factor (dB)	PK Limit (dBm)	Over Limit (dB)	Table (o)	ANT	EUT	Verdict
44.647	-70.01	-15.44	-25.0	-45.01	337.00	Horizontal	Vertical	Pass
2559.000	-46.66	1.38	-25.0	-21.66	150.00	Horizontal	Vertical	N/A
2626.100	-41.60	2.00	-25.0	-16.60	25.00	Horizontal	Vertical	N/A
6981.200	-42.12	13.81	-25.0	-17.12	360.00	Horizontal	Vertical	Pass
13462.688	-46.45	11.40	-25.0	-21.45	341.00	Horizontal	Vertical	Pass
21632.051	-45.66	14.70	-25.0	-20.66	172.00	Horizontal	Vertical	Pass

30.3 LTE Band 41 BW15, Middle Channel

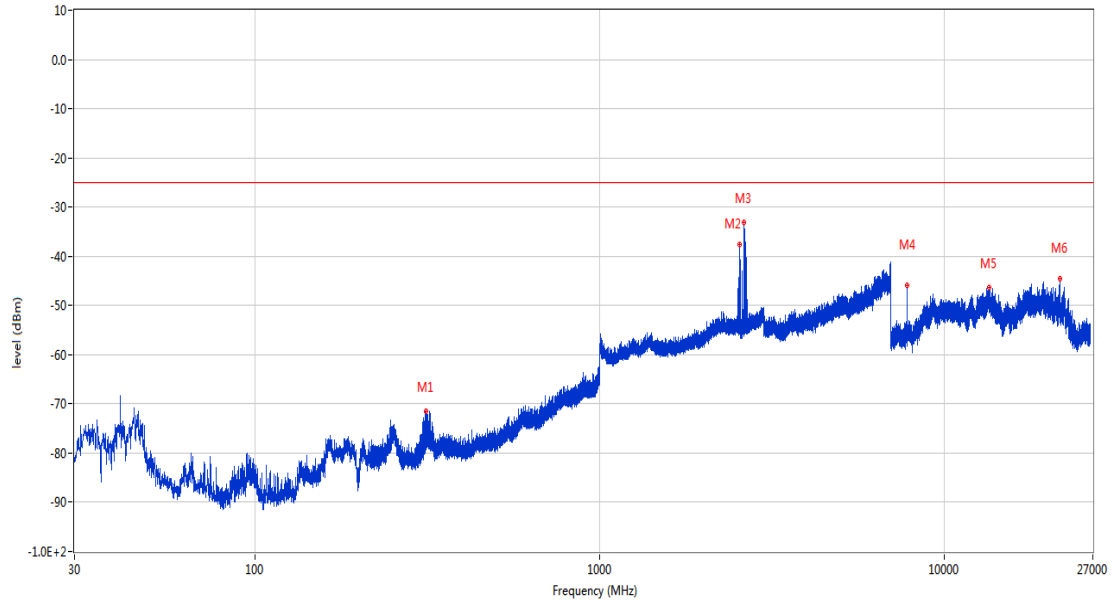
RSE-H&H LTE Band 41 BW15 CH40765



Frequency (MHz)	Result (dBm)	Factor (dB)	PK Limit (dBm)	Over Limit (dB)	Table (o)	ANT	EUT	Verdict
45.229	-69.25	-16.34	-25.0	-44.25	143.00	Horizontal	Horizontal	Pass
2546.100	-29.60	1.18	-25.0	-4.60	128.00	Horizontal	Horizontal	N/A
2633.400	-26.08	1.87	-25.0	-1.08	128.00	Horizontal	Horizontal	N/A
6984.600	-41.56	13.74	-25.0	-16.56	355.00	Horizontal	Horizontal	Pass
13464.787	-45.18	11.36	-25.0	-20.18	260.00	Horizontal	Horizontal	Pass
21042.149	-45.78	14.51	-25.0	-20.78	142.00	Horizontal	Horizontal	Pass

RSE-H&V LTE Band 41 BW15 CH40765

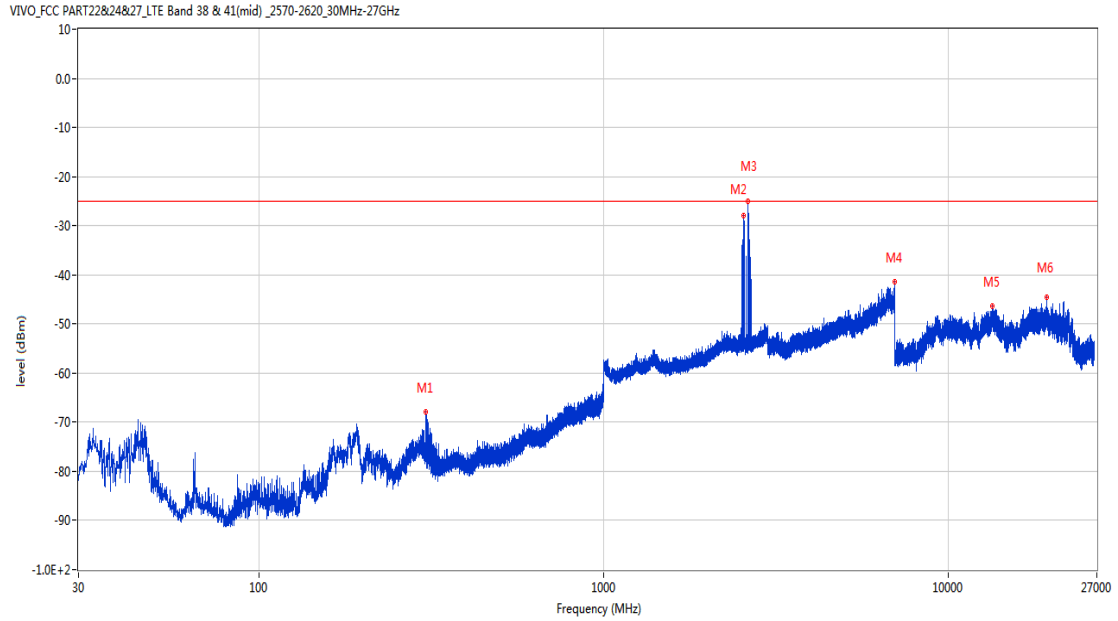
VIVO_FCC PART22&24&27_LTE Band 38 & 41(mid)_2570-2620_30MHz-27GHz



Frequency (MHz)	Result (dBm)	Factor (dB)	PK Limit (dBm)	Over Limit (dB)	Table (o)	ANT	EUT	Verdict
313.628	-71.55	-11.06	-25.0	-46.55	73.00	Horizontal	Vertical	Pass
2554.400	-37.64	1.34	-25.0	-12.64	31.00	Horizontal	Vertical	N/A
2628.900	-33.17	2.03	-25.0	-8.17	129.00	Horizontal	Vertical	N/A
7802.988	-45.90	3.09	-25.0	-20.90	351.00	Horizontal	Vertical	Pass
13545.113	-46.31	10.52	-25.0	-21.31	88.00	Horizontal	Vertical	Pass
21632.901	-44.66	14.70	-25.0	-19.66	248.00	Horizontal	Vertical	Pass

30.4 LTE Band 41 BW20, Middle Channel

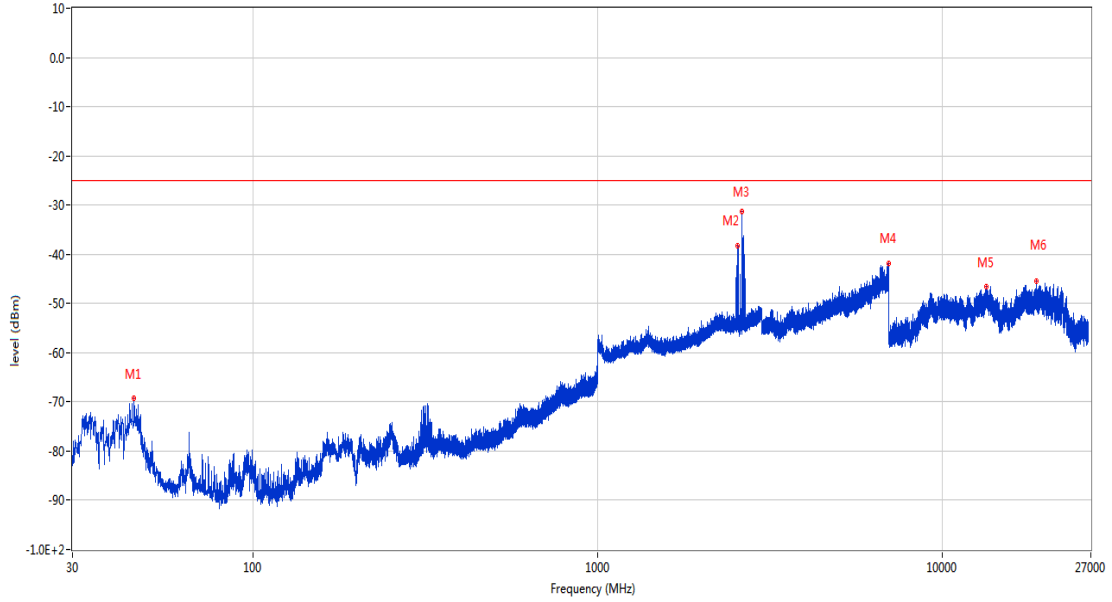
RSE-H&H LTE Band 41 BW20 CH40765



Frequency (MHz)	Result (dBm)	Factor (dB)	PK Limit (dBm)	Over Limit (dB)	Table (o)	ANT	EUT	Verdict
304.753	-67.92	-11.55	-25.0	-42.92	100.00	Horizontal	Horizontal	Pass
2551.400	-28.05	1.38	-25.0	-3.05	127.00	Horizontal	Horizontal	N/A
2631.200	-25.00	2.03	-25.0	-0.00	138.00	Horizontal	Horizontal	N/A
6999.200	-41.46	13.65	-25.0	-16.46	165.00	Horizontal	Horizontal	Pass
13428.563	-46.38	11.12	-25.0	-21.38	200.00	Horizontal	Horizontal	Pass
19309.427	-44.51	15.78	-25.0	-19.51	311.00	Horizontal	Horizontal	Pass

RSE-H&V LTE Band 41 BW20 CH40765

VIVO_FCC PART22&24&27_LTE Band 38 & 41(mid)_2570-2620_30MHz-27GHz



Frequency (MHz)	Result (dBm)	Factor (dB)	PK Limit (dBm)	Over Limit (dB)	Table (o)	ANT	EUT	Verdict
45.229	-69.25	-16.34	-25.0	-44.25	345.00	Horizontal	Vertical	Pass
2553.100	-38.22	1.34	-25.0	-13.22	85.00	Horizontal	Vertical	N/A
2626.600	-31.29	2.01	-25.0	-6.29	321.00	Horizontal	Vertical	N/A
6992.000	-41.83	13.55	-25.0	-16.83	338.00	Horizontal	Vertical	Pass
13449.562	-46.68	11.51	-25.0	-21.68	337.00	Horizontal	Vertical	Pass
18780.725	-45.37	12.76	-25.0	-20.37	59.00	Horizontal	Vertical	Pass